



EXHIBIT D - TEST SETUP PHOTOGRAPHS

Test mode 1


Conducted Emissions –Front View




Conducted Emissions –Rear View




Radiated Disturbances Front Side (Below 1GHz)




Radiated Disturbances Rear Side (Below 1GHz)



Radiated Disturbances Front Side (Above 1 GHz)




Radiated Disturbances Rear Side (Above 1 GHz)




Test mode 2


Conducted Emissions –Front View




Conducted Emissions –Rear View




Radiated Disturbances Front Side (Below 1GHz)




Radiated Disturbances Rear Side (Below 1GHz)



Radiated Disturbances Front Side (Above 1 GHz)



Radiated Disturbances Rear Side (Above 1 GHz)



Test mode 3

Conducted Emissions –Front View



Conducted Emissions –Rear View



Radiated Disturbances Front Side (Below 1GHz)



Radiated Disturbances Rear Side (Below 1GHz)



Radiated Disturbances Front Side (Above 1 GHz)



Radiated Disturbances Rear Side (Above 1 GHz)

