

TX0 LTE B43 Head

Date: 2/14/2023

Electronics: DAE4 Sn1331

Medium: H650-7000M

Medium parameters used: $f = 3790$ MHz; $\sigma = 3.19$ S/m; $\epsilon_r = 37.559$; $\rho = 1000$ kg/m³

Ambient Temperature: 23.3°C Liquid Temperature: 22.5°C

Communication System: LTE Band43 (0) 3790 MHz Duty Cycle: 1:1.5787

Probe: EX3DV4 - SN7548 ConvF(6.41, 6.41, 6.41)


Area Scan (121x211x1): Interpolated grid: dx=1.000 mm, dy=1.000 mm
Maximum value of SAR (interpolated) = 2.04 W/kg**Zoom Scan (8x8x7)/Cube 0:** Measurement grid: dx=4mm, dy=4mm, dz=1.4mm

Reference Value = 3.692 V/m; Power Drift = 0.18 dB

Peak SAR (extrapolated) = 3.05 W/kg

SAR(1 g) = 0.950 W/kg; SAR(10 g) = 0.312 W/kg

Maximum value of SAR (measured) = 2.10 W/kg



LTE B43 Body-TX0

Date/Time: 2/14/2023

Electronics: DAE4 Sn777

Medium: H700-6000M

Medium parameters used: $f = 3700$ MHz; $\sigma = 3.023$ S/m; $\epsilon_r = 38.127$; $\rho = 1000$ kg/m³

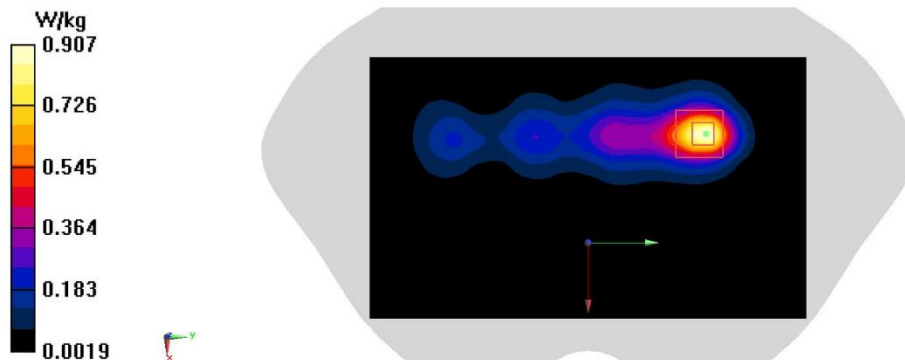
Ambient Temperature: 23.3°C Liquid Temperature: 22.5°C

Communication System: UID 0, LTE Band43 (0) Frequency: 3700 MHz Duty Cycle: 1:1

Probe: EX3DV4 - SN7673 ConvF(6.5, 6.5, 6.5); Calibrated: 7/8/2022

Area Scan (121x201x1): Interpolated grid: $dx=1.000$ mm, $dy=1.000$ mm
 Maximum value of SAR (interpolated) = 0.930 W/kg

Zoom Scan (8x8x7)/Cube 0: Measurement grid: $dx=4$ mm, $dy=4$ mm, $dz=1.4$ mm
 Reference Value = 2.889 V/m; Power Drift = 0.09 dB
 Peak SAR (extrapolated) = 1.25 W/kg
SAR(1 g) = 0.486 W/kg; SAR(10 g) = 0.195 W/kg
 Maximum value of SAR (measured) = 0.907 W/kg



LTE B48 Head-TX0

Date/Time: 2/14/2023

Electronics: DAE4 Sn777

Medium: H700-6000M

Medium parameters used: $f = 3625 \text{ MHz}$; $\sigma = 2.841 \text{ S/m}$; $\epsilon_r = 38.751$; $\rho = 1000 \text{ kg/m}^3$


Ambient Temperature: 23.3°C Liquid Temperature: 22.5°C

Communication System: UID 0, LTE Band48 (0) Frequency: 3625 MHz Duty Cycle: 1:1

Probe: EX3DV4 - SN7673 ConvF(6.5, 6.5, 6.5); Calibrated: 7/8/2022

Area Scan (81x141x1): Interpolated grid: $dx=1.500 \text{ mm}$, $dy=1.500 \text{ mm}$
 Maximum value of SAR (interpolated) = 1.78 W/kg

Zoom Scan (7x8x7)/Cube 0: Measurement grid: $dx=8\text{mm}$, $dy=8\text{mm}$, $dz=5\text{mm}$
 Reference Value = 0.3960 V/m; Power Drift = 0.11 dB
 Peak SAR (extrapolated) = 2.57 W/kg
SAR(1 g) = 0.861 W/kg; SAR(10 g) = 0.294 W/kg
 Maximum value of SAR (measured) = 1.67 W/kg



LTE B48 Body-TX0

Date/Time: 2/14/2023

Electronics: DAE4 Sn777

Medium: H700-6000M

Medium parameters used: $f = 3625 \text{ MHz}$; $\sigma = 2.961 \text{ S/m}$; $\epsilon_r = 38.751$; $\rho = 1000 \text{ kg/m}^3$

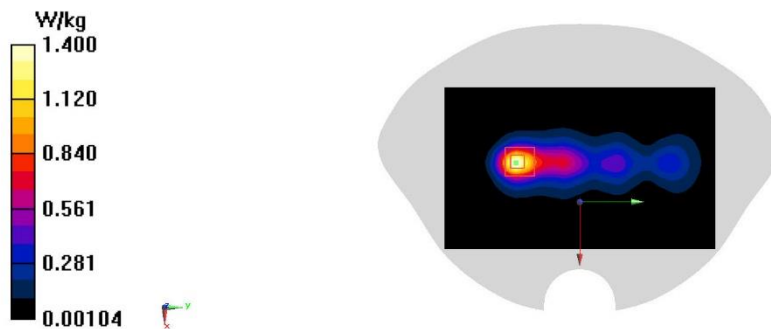
Ambient Temperature: 23.3°C Liquid Temperature: 22.5°C

Communication System: UID 0, LTE Band48 (0) Frequency: 3625 MHz Duty Cycle: 1:1

Probe: EX3DV4 - SN7673 ConvF(6.5, 6.5, 6.5); Calibrated: 7/8/2022

Area Scan (121x201x1): Interpolated grid: $dx=1.000 \text{ mm}$, $dy=1.000 \text{ mm}$
 Maximum value of SAR (interpolated) = 1.46 W/kg

Zoom Scan (8x9x7)/Cube 0: Measurement grid: $dx=4\text{mm}$, $dy=4\text{mm}$, $dz=1.4\text{mm}$
 Reference Value = 9.885 V/m; Power Drift = 0.04 dB
 Peak SAR (extrapolated) = 1.90 W/kg
SAR(1 g) = 0.746 W/kg; SAR(10 g) = 0.305 W/kg
 Maximum value of SAR (measured) = 1.40 W/kg



A. 40

GSM850 Head-TX1

Date/Time: 2/2/2023

Electronics: DAE4 Sn777


Medium: H700-6000M

Medium parameters used (interpolated): $f = 848.8$ MHz; $\sigma = 0.93$ S/m; $\epsilon_r = 44.099$; $\rho = 1000$ kg/m³

Ambient Temperature: 23.3°C Liquid Temperature: 22.5°C

Communication System: UID 0, GSM 850 GPRS-2 (0) Frequency: 848.8 MHz Duty Cycle: 1:4.00037

Probe: EX3DV4 - SN7673 ConvF(10.34, 10.34, 10.34); Calibrated: 7/8/2022

Area Scan (81x141x1): Interpolated grid: $dx=1.500$ mm, $dy=1.500$ mm
Maximum value of SAR (interpolated) = 1.02 W/kg**Zoom Scan (5x5x7)/Cube 0:** Measurement grid: $dx=8$ mm, $dy=8$ mm, $dz=5$ mm
Reference Value = 23.05 V/m; Power Drift = 0.03 dB
Peak SAR (extrapolated) = 1.32 W/kg
SAR(1 g) = 0.519 W/kg; SAR(10 g) = 0.266 W/kg
Maximum value of SAR (measured) = 1.01 W/kg

A. 41

GSM850 Body-TX1

Date/Time: 2/2/2023

Electronics: DAE4 Sn777

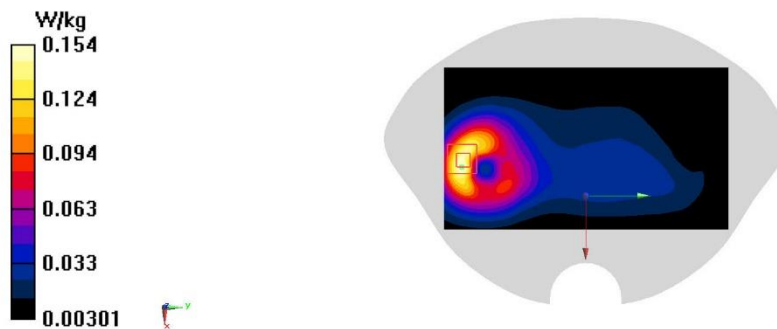
Medium: H700-6000M

Medium parameters used (interpolated): $f = 848.8$ MHz; $\sigma = 0.93$ S/m; $\epsilon_r = 44.099$; $\rho = 1000$ kg/m³

Ambient Temperature: 23.3°C Liquid Temperature: 22.5°C

Communication System: UID 0, GSM 850 GPRS-2 (0) Frequency: 848.8 MHz Duty Cycle: 1:4.00037

Probe: EX3DV4 - SN7673 ConvF(10.34, 10.34, 10.34); Calibrated: 7/8/2022

Area Scan (81x141x1): Interpolated grid: $dx=1.500$ mm, $dy=1.500$ mm
Maximum value of SAR (interpolated) = 0.154 W/kg**Zoom Scan (6x5x7)/Cube 0:** Measurement grid: $dx=8$ mm, $dy=8$ mm, $dz=5$ mm
Reference Value = 5.921 V/m; Power Drift = -0.06 dB
Peak SAR (extrapolated) = 0.191 W/kg
SAR(1 g) = 0.102 W/kg; SAR(10 g) = 0.058 W/kg
Maximum value of SAR (measured) = 0.154 W/kg

A. 42

GSM1900 Head-TX1

Date/Time: 2/4/2023

Electronics: DAE4 Sn777

Medium: H700-6000M

Medium parameters used (interpolated): $f = 1850.2$ MHz; $\sigma = 1.473$ S/m; $\epsilon_r = 41.6$; $\rho = 1000$ kg/m³


Ambient Temperature: 23.3°C Liquid Temperature: 22.5°C

Communication System: UID 0, GSM 1900 GPRS-3 (0) Frequency: 1850.2 MHz Duty Cycle: 1:2.66993

Probe: EX3DV4 - SN7673 ConvF(8.07, 8.07, 8.07); Calibrated: 7/8/2022

Area Scan (81x141x1): Interpolated grid: $dx=1.500$ mm, $dy=1.500$ mm
 Maximum value of SAR (interpolated) = 0.0425 W/kg

Zoom Scan (6x6x7)/Cube 0: Measurement grid: $dx=8$ mm, $dy=8$ mm, $dz=5$ mm
 Reference Value = 1.130 V/m; Power Drift = 0.05 dB
 Peak SAR (extrapolated) = 0.0360 W/kg
SAR(1 g) = 0.022 W/kg; SAR(10 g) = 0.014 W/kg
 Maximum value of SAR (measured) = 0.0296 W/kg



GSM1900 Body-TX1

Date/Time: 2/4/2023

Electronics: DAE4 Sn777

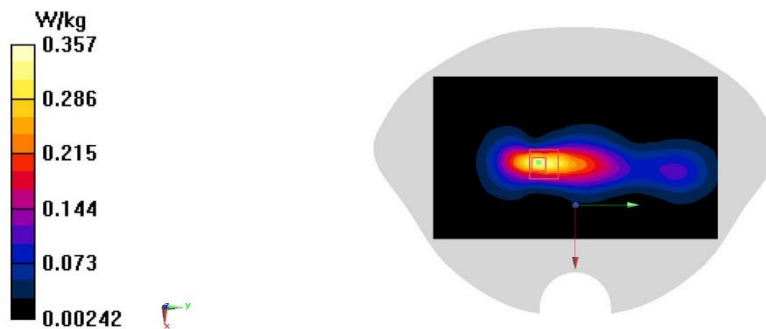
Medium: H700-6000M

Medium parameters used: $f = 1910$ MHz; $\sigma = 1.51$ S/m; $\epsilon_r = 41.512$; $\rho = 1000$ kg/m³

Ambient Temperature: 23.3°C Liquid Temperature: 22.5°C

Communication System: UID 0, GSM 1900 GPRS-3 (0) Frequency: 1909.8 MHz Duty Cycle: 1:2.66993

Probe: EX3DV4 - SN7673 ConvF(8.07, 8.07, 8.07); Calibrated: 7/8/2022

Area Scan (81x141x1): Interpolated grid: dx=1.500 mm, dy=1.500 mm
Maximum value of SAR (interpolated) = 0.337 W/kg**Zoom Scan (5x5x7)/Cube 0:** Measurement grid: dx=8mm, dy=8mm, dz=5mm
Reference Value = 12.37 V/m; Power Drift = 0.02 dB
Peak SAR (extrapolated) = 0.459 W/kg
SAR(1 g) = 0.245 W/kg; SAR(10 g) = 0.123 W/kg
Maximum value of SAR (measured) = 0.357 W/kg

TX1 WCDMA850 Head

Date: 2/5/2023

Electronics: DAE4 Sn1331

Medium: H650-7000M

Medium parameters used : $f = 846.6 \text{ MHz}$; $\sigma = 0.88 \text{ S/m}$; $\epsilon_r = 44.986$; $\rho = 1000 \text{ kg/m}^3$

Ambient Temperature: 23.3°C Liquid Temperature: 22.5°C

Communication System: WCDMA850(B5) (0) 846.6 MHz Duty Cycle: 1:1

Probe: EX3DV4 - SN7548 ConvF(10.30, 10.30, 10.30) @

Area Scan (81x141x1): Interpolated grid: $dx=1.500 \text{ mm}$, $dy=1.500 \text{ mm}$

Maximum value of SAR (interpolated) = 1.25 W/kg

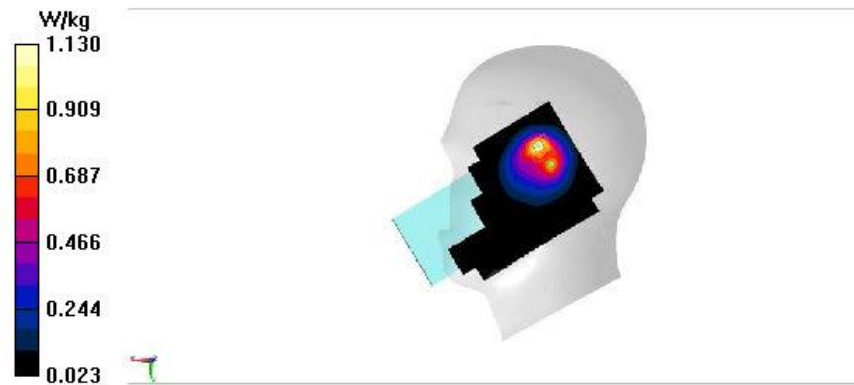
Zoom Scan (5x5x7)/Cube 0: Measurement grid: $dx=8\text{mm}$, $dy=8\text{mm}$, $dz=5\text{mm}$

Reference Value = 29.66 V/m; Power Drift = 0.18 dB

Peak SAR (extrapolated) = 1.49 W/kg

SAR(1 g) = 0.583 W/kg; SAR(10 g) = 0.301 W/kg

Maximum value of SAR (measured) = 1.13 W/kg



WCDMA850 Body-TX1

Date/Time: 2/2/2023

Electronics: DAE4 Sn777

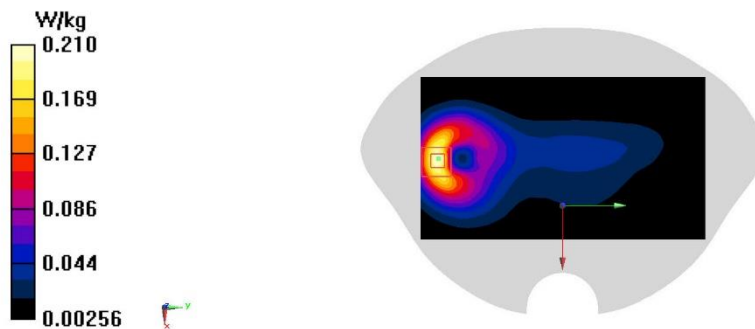
Medium: H700-6000M

Medium parameters used (interpolated): $f = 846.6$ MHz; $\sigma = 0.929$ S/m; $\epsilon_r = 44.109$; $\rho = 1000$ kg/m³

Ambient Temperature: 23.3°C Liquid Temperature: 22.5°C

Communication System: UID 0, WCDMA 850 (0) Frequency: 846.6 MHz Duty Cycle: 1:1

Probe: EX3DV4 - SN7673 ConvF(10.34, 10.34, 10.34); Calibrated: 7/8/2022

Area Scan (81x141x1): Interpolated grid: $dx=1.500$ mm, $dy=1.500$ mm
Maximum value of SAR (interpolated) = 0.210 W/kg**Zoom Scan (5x5x7)/Cube 0:** Measurement grid: $dx=8$ mm, $dy=8$ mm, $dz=5$ mm
Reference Value = 5.989 V/m; Power Drift = -0.01 dB
Peak SAR (extrapolated) = 0.262 W/kg
SAR(1 g) = 0.136 W/kg; SAR(10 g) = 0.075 W/kg
Maximum value of SAR (measured) = 0.210 W/kg

WCDMA1700 Head-TX1

Date/Time: 2/3/2023

Electronics: DAE4 Sn777

Medium: H700-6000M

Medium parameters used (interpolated): $f = 1752.6$ MHz; $\sigma = 1.419$ S/m; $\epsilon_r = 41.809$; $\rho = 1000$ kg/m³

Ambient Temperature: 23.3°C Liquid Temperature: 22.5°C

Communication System: UID 0, WCDMA 1700 Band4 (0) Frequency: 1752.6 MHz Duty Cycle: 1:1

Probe: EX3DV4 - SN7673 ConvF(8.49, 8.49, 8.49); Calibrated: 7/8/2022

Area Scan (81x141x1): Interpolated grid: $dx=1.500$ mm, $dy=1.500$ mm
Maximum value of SAR (interpolated) = 0.130 W/kg**Zoom Scan (5x5x7)/Cube 0:** Measurement grid: $dx=8$ mm, $dy=8$ mm, $dz=5$ mm
Reference Value = 3.494 V/m; Power Drift = -0.08 dB
Peak SAR (extrapolated) = 0.150 W/kg
SAR(1 g) = 0.092 W/kg; SAR(10 g) = 0.057 W/kg
Maximum value of SAR (measured) = 0.126 W/kg

A. 47

WCDMA1700 Body-TX1

Date/Time: 2/3/2023

Electronics: DAE4 Sn777


Medium: H700-6000M

Medium parameters used (interpolated): $f = 1752.6$ MHz; $\sigma = 1.419$ S/m; $\epsilon_r = 41.809$; $\rho = 1000$ kg/m³

Ambient Temperature: 23.3°C Liquid Temperature: 22.5°C

Communication System: UID 0, WCDMA 1700 Band4 (0) Frequency: 1752.6 MHz Duty Cycle: 1:1

Probe: EX3DV4 - SN7673 ConvF(8.49, 8.49, 8.49); Calibrated: 7/8/2022

Area Scan (41x141x1): Interpolated grid: $dx=1.500$ mm, $dy=1.500$ mm
Maximum value of SAR (interpolated) = 0.423 W/kg**Zoom Scan (5x5x7)/Cube 0:** Measurement grid: $dx=8$ mm, $dy=8$ mm, $dz=5$ mm
Reference Value = 8.167 V/m; Power Drift = 0.09 dB
Peak SAR (extrapolated) = 0.532 W/kg
SAR(1 g) = 0.289 W/kg; SAR(10 g) = 0.150 W/kg
Maximum value of SAR (measured) = 0.450 W/kg

A. 48

WCDMA1900 Head-TX1

Date/Time: 2/4/2023

Electronics: DAE4 Sn777

Medium: H700-6000M

Medium parameters used (interpolated): $f = 1907.6$ MHz; $\sigma = 1.509$ S/m; $\epsilon_r = 41.515$; $\rho = 1000$ kg/m³

Ambient Temperature: 23.3°C Liquid Temperature: 22.5°C

Communication System: UID 0, WCDMA 1900 (0) Frequency: 1907.6 MHz Duty Cycle: 1:1

Probe: EX3DV4 - SN7673 ConvF(8.07, 8.07, 8.07); Calibrated: 7/8/2022

Area Scan (81x141x1): Interpolated grid: $dx=1.500$ mm, $dy=1.500$ mm
Maximum value of SAR (interpolated) = 0.207 W/kg

Zoom Scan (6x6x7)/Cube 0: Measurement grid: $dx=8$ mm, $dy=8$ mm, $dz=5$ mm
Reference Value = 2.487 V/m; Power Drift = 0.02 dB
Peak SAR (extrapolated) = 0.255 W/kg
SAR(1 g) = 0.158 W/kg; SAR(10 g) = 0.098 W/kg
Maximum value of SAR (measured) = 0.217 W/kg



A. 49

WCDMA1900 Body-TX1

Date/Time: 2/4/2023

Electronics: DAE4 Sn777


Medium: H700-6000M

Medium parameters used (interpolated): $f = 1907.6$ MHz; $\sigma = 1.509$ S/m; $\epsilon_r = 41.515$; $\rho = 1000$ kg/m³

Ambient Temperature: 23.3°C Liquid Temperature: 22.5°C

Communication System: UID 0, WCDMA 1900 (0) Frequency: 1907.6 MHz Duty Cycle: 1:1

Probe: EX3DV4 - SN7673 ConvF(8.07, 8.07, 8.07); Calibrated: 7/8/2022

Area Scan (41x141x1): Interpolated grid: $dx=1.500$ mm, $dy=1.500$ mm
Maximum value of SAR (interpolated) = 0.638 W/kg**Zoom Scan (5x5x7)/Cube 0:** Measurement grid: $dx=8$ mm, $dy=8$ mm, $dz=5$ mm
Reference Value = 11.46 V/m; Power Drift = 0.07 dB
Peak SAR (extrapolated) = 0.845 W/kg
SAR(1 g) = 0.453 W/kg; SAR(10 g) = 0.239 W/kg
Maximum value of SAR (measured) = 0.711 W/kg

A. 50

LTE Band2 Head-TX1

Date/Time: 2/4/2023

Electronics: DAE4 Sn777


Medium: H700-6000M

Medium parameters used: $f = 1880$ MHz; $\sigma = 1.459$ S/m; $\epsilon_r = 41.653$; $\rho = 1000$ kg/m³

Ambient Temperature: 23.3°C Liquid Temperature: 22.5°C

Communication System: UID 0, LTE Band2(20MB) (0) Frequency: 1880 MHz Duty Cycle: 1:1

Probe: EX3DV4 - SN7673 ConvF(8.07, 8.07, 8.07); Calibrated: 7/8/2022

Area Scan (81x141x1): Interpolated grid: $dx=1.500$ mm, $dy=1.500$ mm
Maximum value of SAR (interpolated) = 0.497 W/kg**Zoom Scan (5x5x7)/Cube 0:** Measurement grid: $dx=8$ mm, $dy=8$ mm, $dz=5$ mm
Reference Value = 16.95 V/m; Power Drift = -0.02 dB
Peak SAR (extrapolated) = 0.571 W/kg
SAR(1 g) = 0.337 W/kg; SAR(10 g) = 0.197 W/kg
Maximum value of SAR (measured) = 0.487 W/kg

A. 51

LTE Band2 Body-TX1

Date/Time: 2/4/2023

Electronics: DAE4 Sn777


Medium: H700-6000M

Medium parameters used: $f = 1880$ MHz; $\sigma = 1.459$ S/m; $\epsilon_r = 41.653$; $\rho = 1000$ kg/m³

Ambient Temperature: 23.3°C Liquid Temperature: 22.5°C

Communication System: UID 0, LTE Band2(20MB) (0) Frequency: 1880 MHz Duty Cycle: 1:1

Probe: EX3DV4 - SN7673 ConvF(8.07, 8.07, 8.07); Calibrated: 7/8/2022

Area Scan (91x131x1): Interpolated grid: dx=1.500 mm, dy=1.500 mm
Maximum value of SAR (interpolated) = 0.458 W/kg**Zoom Scan (5x5x7)/Cube 0:** Measurement grid: dx=8mm, dy=8mm, dz=5mm
Reference Value = 2.918 V/m; Power Drift = 0.09 dB
Peak SAR (extrapolated) = 0.544 W/kg
SAR(1 g) = 0.288 W/kg; SAR(10 g) = 0.147 W/kg
Maximum value of SAR (measured) = 0.445 W/kg

A. 52

TX1 LTE B5 Head

Date: 2/5/2023

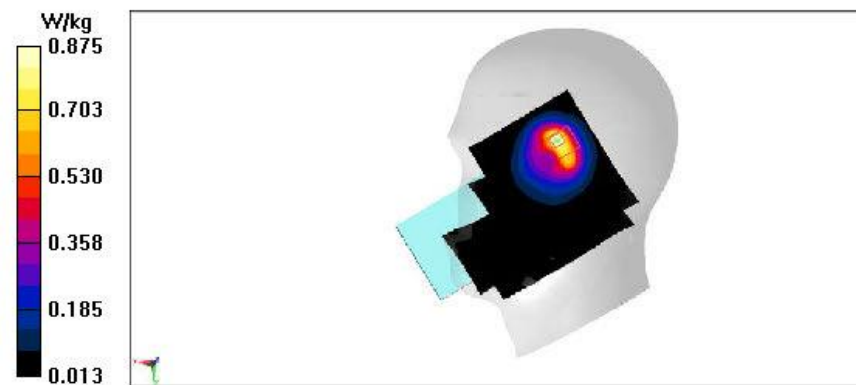
Electronics: DAE4 Sn1331

Medium: H700-6000M

Medium parameters used : $f = 844 \text{ MHz}$; $\sigma = 0.942 \text{ S/m}$; $\epsilon_r = 43.702$; $\rho = 1000 \text{ kg/m}^3$ Ambient Temperature: 23.3°C Liquid Temperature: 22.5°C

Communication System: LTE Band5 844 MHz Duty Cycle: 1:1

Probe: EX3DV4 - SN7548 ConvF(10.30, 10.30, 10.30)

Area Scan (91x141x1): Interpolated grid: $dx=1.500 \text{ mm}$, $dy=1.500 \text{ mm}$ Maximum value of SAR (interpolated) = 0.925 W/kg **Zoom Scan (6x6x7)/Cube 0:** Measurement grid: $dx=8\text{mm}$, $dy=8\text{mm}$, $dz=5\text{mm}$ Reference Value = 18.23 V/m ; Power Drift = 0.09 dB Peak SAR (extrapolated) = 1.18 W/kg **SAR(1 g) = 0.439 W/kg ; SAR(10 g) = 0.221 W/kg** Maximum value of SAR (measured) = 0.875 W/kg 

LTE Band5 Body-TX1

Date/Time: 2/2/2023

Electronics: DAE4 Sn777

Medium: H700-6000M

Medium parameters used (interpolated): $f = 836.5$ MHz; $\sigma = 0.939$ S/m; $\epsilon_r = 43.724$; $\rho = 1000$ kg/m³

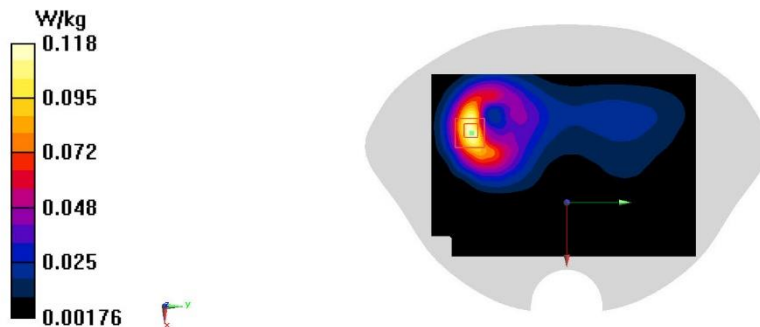
Ambient Temperature: 23.3°C Liquid Temperature: 22.5°C

Communication System: UID 0, LTE Band5 (0) Frequency: 836.5 MHz Duty Cycle: 1:1

Probe: EX3DV4 - SN7673 ConvF(10.34, 10.34, 10.34); Calibrated: 7/8/2022

Area Scan (91x131x1): Interpolated grid: $dx=1.500$ mm, $dy=1.500$ mm
 Maximum value of SAR (interpolated) = 0.116 W/kg

Zoom Scan (5x5x7)/Cube 0: Measurement grid: $dx=8$ mm, $dy=8$ mm, $dz=5$ mm
 Reference Value = 2.485 V/m; Power Drift = 0.08 dB
 Peak SAR (extrapolated) = 0.145 W/kg
SAR(1 g) = 0.078 W/kg; SAR(10 g) = 0.044 W/kg
 Maximum value of SAR (measured) = 0.118 W/kg



TXI LTE B7 Head

Date: 2/12/2023

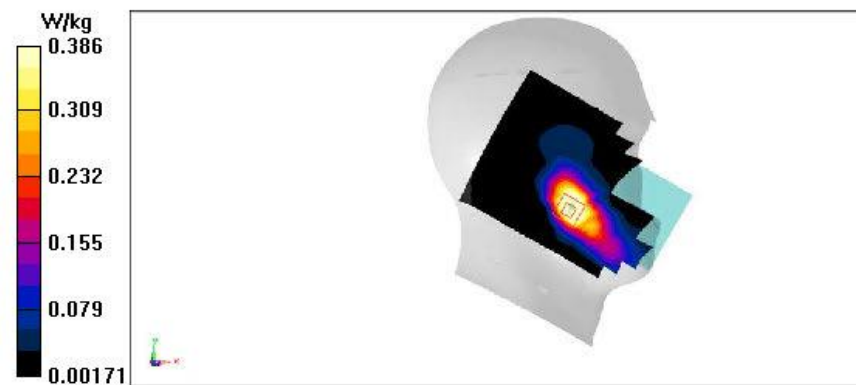
Electronics: DAE4 Sn1331

Medium: H700-6000M

Medium parameters used: $f = 2560 \text{ MHz}$; $\sigma = 1.937 \text{ S/m}$; $\epsilon_r = 40.562$; $\rho = 1000 \text{ kg/m}^3$ Ambient Temperature: 23.3°C Liquid Temperature: 22.5°C

Communication System: LTE Band7-20M 2560 MHz Duty Cycle: 1:1

Probe: EX3DV4 - SN7548 ConvF(7.32, 7.32, 7.32)

Area Scan (111x171x1): Interpolated grid: $dx=1.200 \text{ mm}$, $dy=1.200 \text{ mm}$ Maximum value of SAR (interpolated) = 0.503 W/kg **Zoom Scan (8x7x7)/Cube 0:** Measurement grid: $dx=5\text{mm}$, $dy=5\text{mm}$, $dz=5\text{mm}$ Reference Value = 1.098 V/m ; Power Drift = 0.02dB Peak SAR (extrapolated) = 0.654 W/kg **SAR(1 g) = 0.348 W/kg ; SAR(10 g) = 0.183 W/kg** Maximum value of SAR (measured) = 0.386 W/kg 

LTE Band7 Body-TX1

Date/Time: 2/7/2023

Electronics: DAE4 Sn777


Medium: H700-6000M

Medium parameters used: $f = 2560$ MHz; $\sigma = 2.015$ S/m; $\epsilon_r = 40.471$; $\rho = 1000$ kg/m³

Ambient Temperature: 23.3°C Liquid Temperature: 22.5°C

Communication System: UID 0, LTE Band7-20M (0) Frequency: 2560 MHz Duty Cycle: 1:1

Probe: EX3DV4 - SN7673 ConvF(7.31, 7.31, 7.31); Calibrated: 7/8/2022

Area Scan (51x171x1): Interpolated grid: $dx=1.200$ mm, $dy=1.200$ mm
Maximum value of SAR (interpolated) = 0.940 W/kg**Zoom Scan (7x7x7)/Cube 0:** Measurement grid: $dx=5$ mm, $dy=5$ mm, $dz=5$ mm Reference
Value = 13.34 V/m; Power Drift = 0.12 dB
Peak SAR (extrapolated) = 1.18 W/kg
SAR(1 g) = 0.566 W/kg; SAR(10 g) = 0.264 W/kg
Maximum value of SAR (measured) = 0.950 W/kg

LTE Band12 Head-TX1

Date/Time: 2/1/2023

Electronics: DAE4 Sn777


Medium: H700-6000M

Medium parameters used (interpolated): $f = 707.5$ MHz; $\sigma = 0.874$ S/m; $\epsilon_r = 44.651$; $\rho = 1000$ kg/m³

Ambient Temperature: 23.3°C Liquid Temperature: 22.5°C

Communication System: UID 0, LTE Band12 (0) Frequency: 707.5 MHz Duty Cycle: 1:1

Probe: EX3DV4 - SN7673 ConvF(10.34, 10.34, 10.34); Calibrated: 7/8/2022

Area Scan (81x141x1): Interpolated grid: dx=1.500 mm, dy=1.500 mm
Maximum value of SAR (interpolated) = 1.04 W/kg**Zoom Scan (6x5x7)/Cube 0:** Measurement grid: dx=8mm, dy=8mm, dz=5mm
Reference Value = 25.26 V/m; Power Drift = -0.08 dB
Peak SAR (extrapolated) = 1.28 W/kg
SAR(1 g) = 0.512 W/kg; SAR(10 g) = 0.252 W/kg
Maximum value of SAR (measured) = 0.879 W/kg

A. 57

LTE Band12 Body-TX1

Date/Time: 2/1/2023

Electronics: DAE4 Sn777

Medium: H700-6000M

Medium parameters used (interpolated): $f = 707.5$ MHz; $\sigma = 0.874$ S/m; $\epsilon_r = 44.651$; $\rho = 1000$ kg/m³

Ambient Temperature: 23.3°C Liquid Temperature: 22.5°C

Communication System: UID 0, LTE Band12 (0) Frequency: 707.5 MHz Duty Cycle: 1:1

Probe: EX3DV4 - SN7673 ConvF(10.34, 10.34, 10.34); Calibrated: 7/8/2022

Area Scan (41x101x1): Interpolated grid: dx=1.500 mm, dy=1.500 mm
Maximum value of SAR (interpolated) = 0.186 W/kg**Zoom Scan (5x5x7)/Cube 0:** Measurement grid: dx=8mm, dy=8mm, dz=5mm
Reference Value = 10.84 V/m; Power Drift = 0.08 dB
Peak SAR (extrapolated) = 0.234 W/kg
SAR(1 g) = 0.112 W/kg; SAR(10 g) = 0.055 W/kg
Maximum value of SAR (measured) = 0.184 W/kg