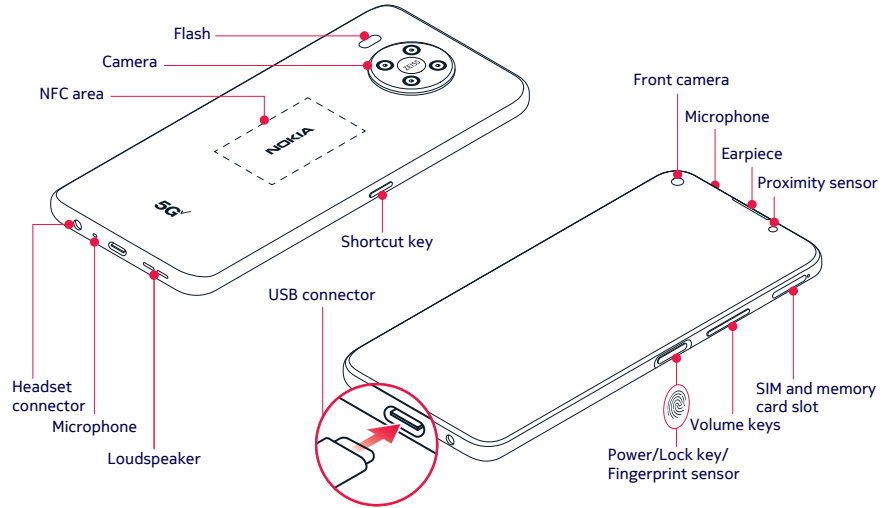


Get Started Nokia xx



TA-1257

EN

Setting up your phone

Your phone already has a SIM card installed

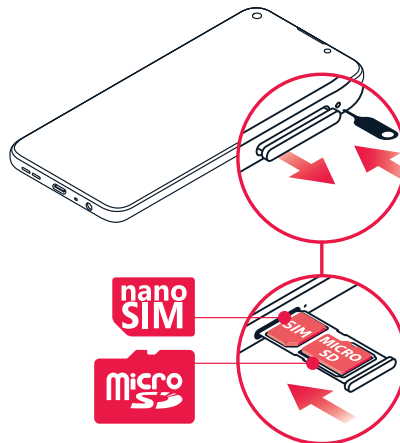
Optional: Insert the microSD card

1. Open the SIM card tray: push the tray opener pin in the tray hole and slide the tray out.
2. Place the microSD card into the microSD card slot with the gold contacts facing down.
3. Slide the tray back in.

Note: The microSD card is sold separately.


Use only compatible memory cards approved for use with this device. Incompatible cards may damage the card and the device and corrupt data stored on the card.

Important: Do not remove the memory card when an app is using it. Doing so may damage the memory card and the device and corrupt data stored on the card.



Charging your phone

Plug a compatible charger into a wall outlet, and connect the cable to your phone. Your phone supports the USB-C cable.



If the battery is completely discharged, it may take several minutes before the charging indicator is displayed.

To switch your phone on, press and hold the power key until the phone vibrates. The phone guides you through the setup.

If you have backed up your old phone's contents to your Google account, you can copy them to your new phone: tap **Settings** > **Accounts** > **Add account** > **Google**, enter your account details, and select which data you want to restore on your new phone. The content sync starts automatically once your phone is connected to the internet.

To lock the phone, press the Power/Lock key. To unlock, press the key again and enter your credentials, if asked.

Learning more:

- From your computer, visit verizonwireless.com/Support
- Download a User Guide from verizonwireless.com/Support or call 800.922.0204 to order a copy.

Managing your account:

- My Verizon Mobile App
- Customer Service 800.922.0204

Additional information:

Your wireless device and third-party services

Verizon Wireless is the mobile carrier associated with this wireless device, but many services and features offered through this device are provided by or in conjunction with third parties. Verizon Wireless is not responsible for your use of this device or any non-Verizon Wireless applications, services and products, including any personal information, you choose to use, submit or share with others. Specific third-party terms and conditions, terms of use and privacy policies apply. Please review carefully all applicable terms conditions and policies prior to using this wireless device and any associated application, product or service.

Hearing aid compatibility information

This phone has been tested and rated for use with hearing aids for some of the wireless technologies that it uses. However, there may be some newer technologies that have not been tested yet for use with hearing aids. It is important to try the different features of this phone thoroughly and in different locations, using your hearing aid or cochlear implant, to determine if you hear any interfering noise. Ask your service provider or the manufacturer of this phone for information on hearing aid compatibility. If you have questions about return or exchange policies, ask your service provider or phone retailer.

WARNING: This product can expose you to chemicals including lead, which is known to the State of California to cause cancer and birth defects or other reproductive harm. For more information go to www.p65Warnings.ca.gov.

© 2020 HMD Global. HMD Global Oy is the exclusive licensee of the Nokia brand for phones & tablets. Nokia is a registered trademark of Nokia Corporation.



Qualcomm Snapdragon is a product of Qualcomm Technologies, Inc. and/or its subsidiaries. Qualcomm and Snapdragon are trademarks of Qualcomm Incorporated, registered in the United States and other countries. aptX is a trademark of Qualcomm Technologies International, Ltd., registered in the United States and other countries, used with permission.

Android, Google and other related marks and logos are trademarks of Google LLC.

ZEISS and the ZEISS logo are registered trademarks of Carl Zeiss AG used under license of Carl Zeiss Vision GmbH.

OZO is a trademark of Nokia Technologies Oy.



Pixelworks and the Pixelworks logo are registered trademarks of Pixelworks, Inc.

