Mode	25	
	Band Edge - R	
	U-NII-2C_5.47-5.725_802.11n HT40_CH134_5670MHz	
ANT	CDD 0+1	
Pol.	Horizontal	Fundamental
Peak	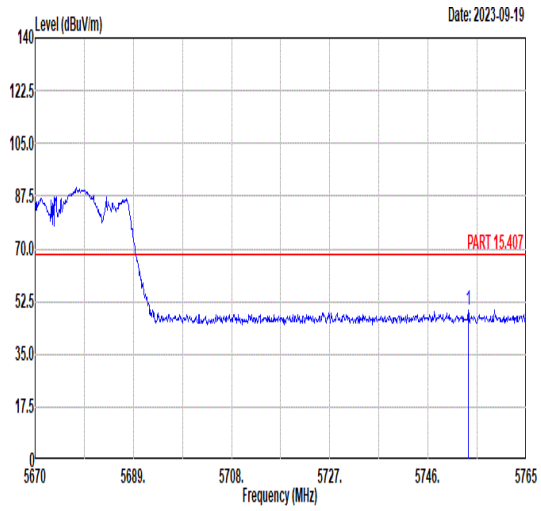 Freq Level Limit Line Margin Read Level Ant Factor Cable Loss Preamp Factor APos TPos Remark MHz dBuV/m dBuV/m dB dBuV dB/m dB dB cm deg 1 5753.79 49.74 68.30 -18.56 39.21 35.10 8.78 33.35 200 321 PEAK	Blank

Mode	25
	Band Edge - L
	U-NII-2C_5.47-5.725_802.11n HT40_CH134_5670MHz
ANT	CDD 0+1

Pol.	Vertical	Fundamental
Peak	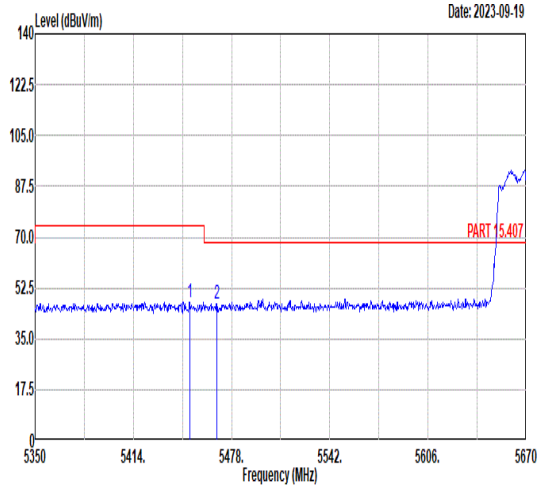 Freq Level Limit Line Margin Read Level Ant Factor Cable Loss Preamp Factor APos TPos Remark MHz dBuV/m dBuV/m dB dBuV dB/m dB dB cm deg 1 5450.80 47.81 74.00 -26.19 38.06 34.66 8.42 33.33 100 360 PEAK 2 5468.40 47.28 68.30 -21.02 37.57 34.67 8.40 33.36 100 360 PEAK	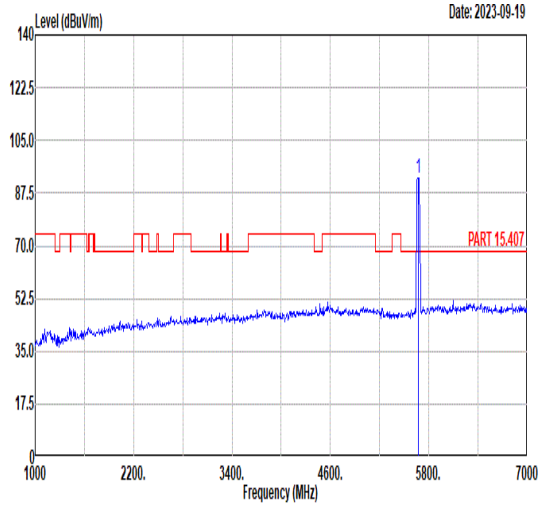 Freq Level Limit Line Margin Read Level Ant Factor Cable Loss Preamp Factor APos TPos Remark MHz dBuV/m dBuV/m dB dBuV dB/m dB dB cm deg 1 5670.00 92.64 ------ ------ 82.59 34.96 8.46 33.37 100 360 PEAK
Avg	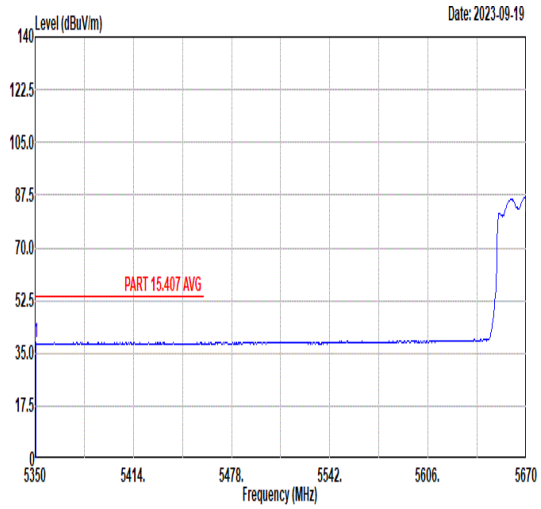 Freq Level Limit Line Margin Read Level Ant Factor Cable Loss Preamp Factor APos TPos Remark MHz dBuV/m dBuV/m dB dBuV dB/m dB dB cm deg 1 5350.32 38.58 54.00 -15.42 28.84 34.58 8.33 33.17 100 360 AVERAGE	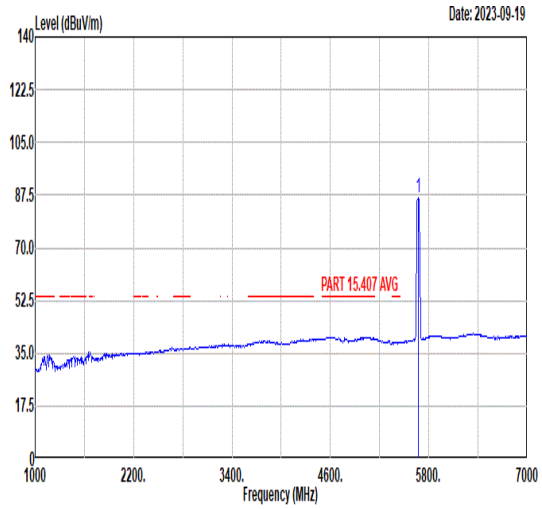 Freq Level Limit Line Margin Read Level Ant Factor Cable Loss Preamp Factor APos TPos Remark MHz dBuV/m dBuV/m dB dBuV dB/m dB dB cm deg 1 5670.00 86.77 ------ ------ 76.72 34.96 8.46 33.37 100 360 AVERAGE

Mode	25	
	Band Edge - R	
	U-NII-2C_5.47-5.725_802.11n HT40_CH134_5670MHz	
ANT	CDD 0+1	
Pol.	Vertical	Fundamental
Peak	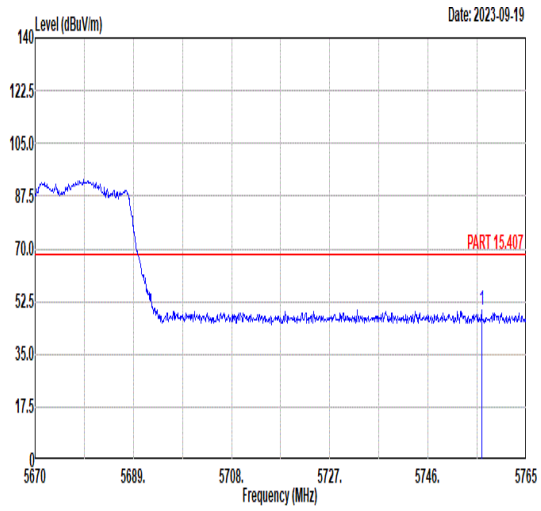 Freq Level Limit Line Margin Read Level Ant Factor Cable Loss Preamp Factor APos TPos Remark MHz dBuV/m dBuV/m dB dBuV dB/m dB dB cm deg 1 5756.36 49.57 68.30 -18.73 39.02 35.11 8.79 33.35 100 360 PEAK	Blank

Mode	25	
	Harmonic	
	U-NII-2C_5.47-5.725_802.11n HT40_CH134_5670MHz	
ANT	CDD 0+1	
Pol.	Horizontal	Vertical
Peak Avg	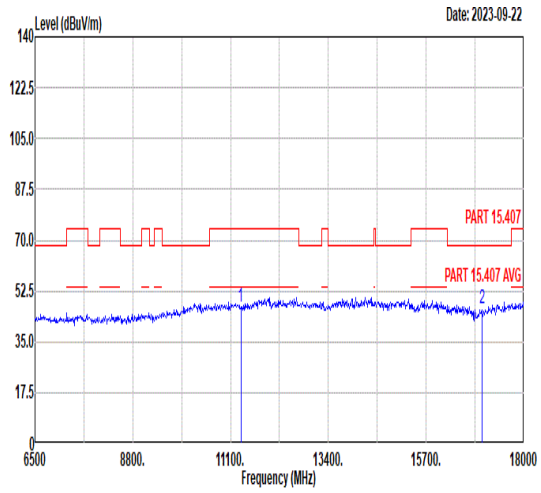 Freq Level Limit Line Margin Read Level Ant Factor Cable Loss Preamp Factor APos TPos Remark MHz dBuV/m dBuV/m dB dBuV dB/m dB dB cm deg 1 11340.00 47.24 74.00 -26.76 55.34 38.44 11.38 57.92 -- -- Peak 2 17010.00 46.23 68.30 -22.07 50.18 41.21 13.12 58.28 -- -- Peak	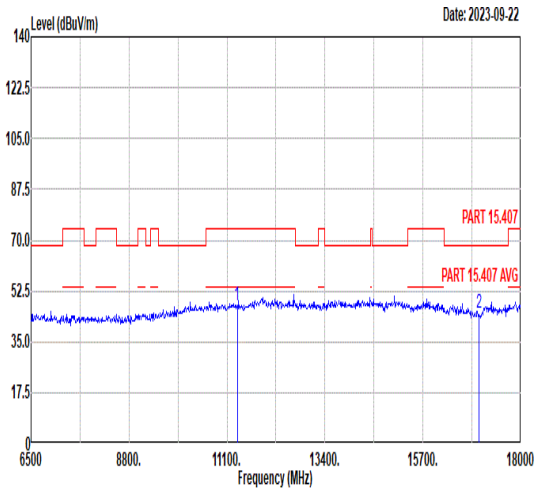 Freq Level Limit Line Margin Read Level Ant Factor Cable Loss Preamp Factor APos TPos Remark MHz dBuV/m dBuV/m dB dBuV dB/m dB dB cm deg 1 11340.00 47.33 74.00 -26.67 55.43 38.44 11.38 57.92 -- -- Peak 2 17010.00 44.83 68.30 -23.47 48.78 41.21 13.12 58.28 -- -- Peak

Mode	26	
	Band Edge - L	
	U-NII-1_5.15-5.25_802.11ac VHT80_CH42_5210MHz	
ANT	CDD 0+1	
Pol.	Horizontal	Fundamental
Peak	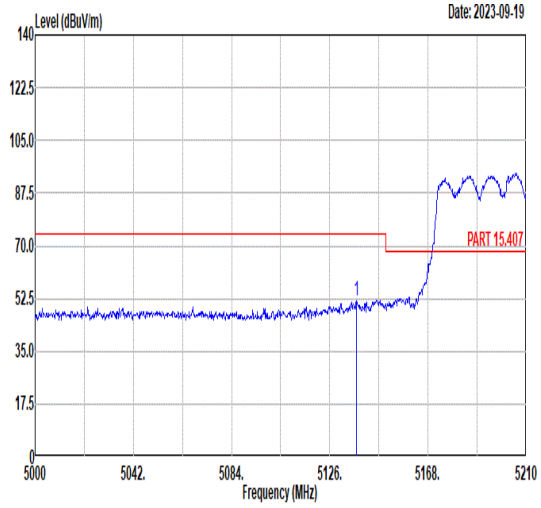 Freq Level Limit Line Margin Read Level Ant Factor Cable Loss Preamp Factor APos TPos Remark MHz dBuV/m dBuV/m dB dBuV dB/m dB dB cm deg 1 5137.34 51.95 74.00 -22.05 42.46 34.41 7.91 32.83 100 90 PEAK	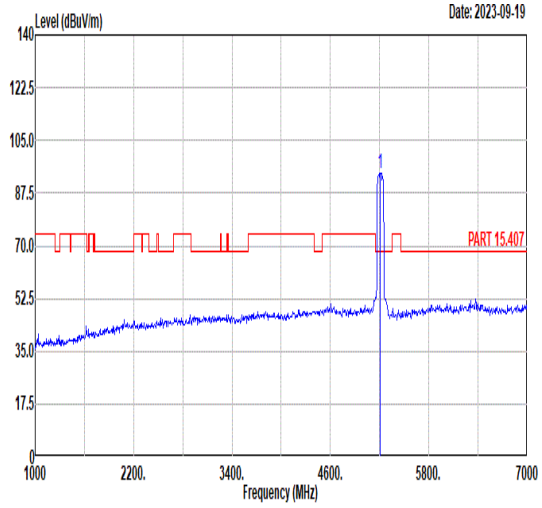 Freq Level Limit Line Margin Read Level Ant Factor Cable Loss Preamp Factor APos TPos Remark MHz dBuV/m dBuV/m dB dBuV dB/m dB dB cm deg 1 5210.00 94.20 ------ ------ 84.70 34.48 7.99 32.97 100 90 PEAK
Avg	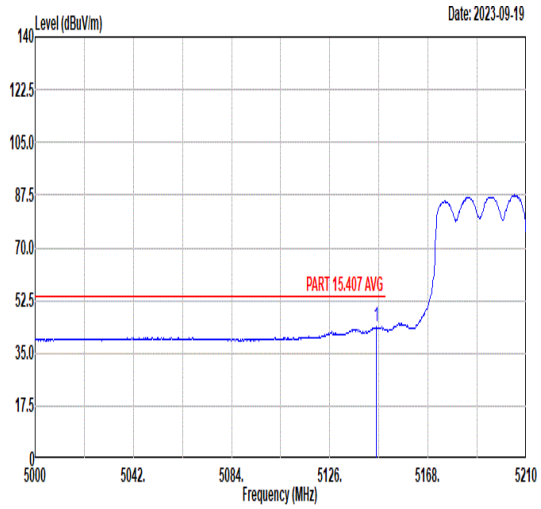 Freq Level Limit Line Margin Read Level Ant Factor Cable Loss Preamp Factor APos TPos Remark MHz dBuV/m dBuV/m dB dBuV dB/m dB dB cm deg 1 5145.74 43.77 54.00 -10.23 34.27 34.42 7.92 32.84 100 90 AVERAGE	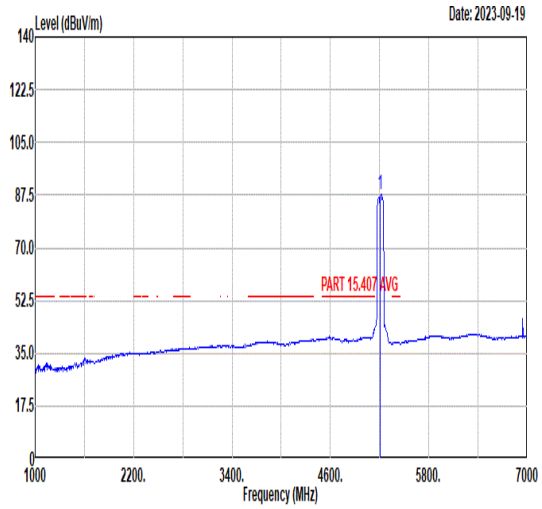 Freq Level Limit Line Margin Read Level Ant Factor Cable Loss Preamp Factor APos TPos Remark MHz dBuV/m dBuV/m dB dBuV dB/m dB dB cm deg 1 5210.00 87.87 ------ ------ 78.38 34.47 7.98 32.96 100 90 AVERAGE

Mode	26	
	Band Edge - R	
	U-NII-1_5.15-5.25_802.11ac VHT80_CH42_5210MHz	
ANT	CDD 0+1	
Pol.	Horizontal	Fundamental
Peak	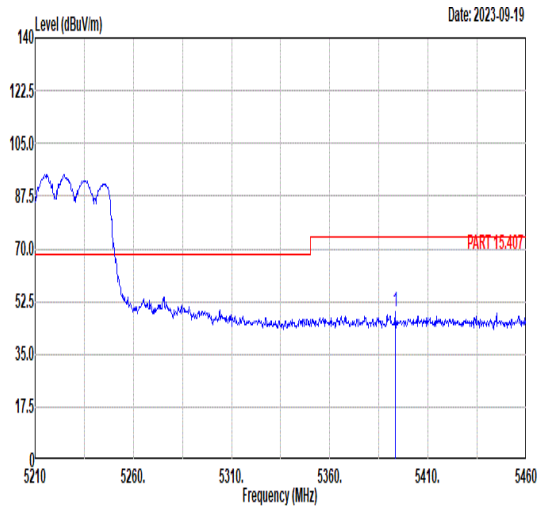 Freq Level Limit Line Margin Read Level Ant Factor Cable Loss Preamp Factor APos TPos Remark MHz dBuV/m dBuV/m dB dBuV dB/m dB dB cm deg 1 5393.25 48.99 74.00 -25.01 39.18 34.61 8.44 33.24 100 90 PEAK	Blank
Avg	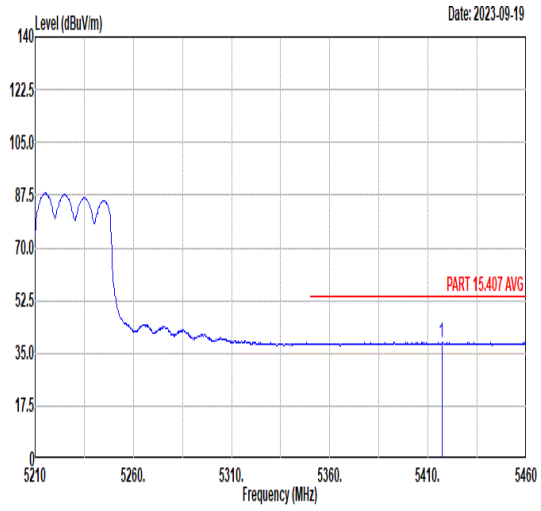 Freq Level Limit Line Margin Read Level Ant Factor Cable Loss Preamp Factor APos TPos Remark MHz dBuV/m dBuV/m dB dBuV dB/m dB dB cm deg 1 5417.00 38.59 54.00 -15.41 28.77 34.63 8.47 33.28 100 90 AVERAGE	Blank

Mode	26	
	Band Edge - L	
	U-NII-1_5.15-5.25_802.11ac VHT80_CH42_5210MHz	
ANT	CDD 0+1	
Pol.	Vertical	Fundamental
Peak	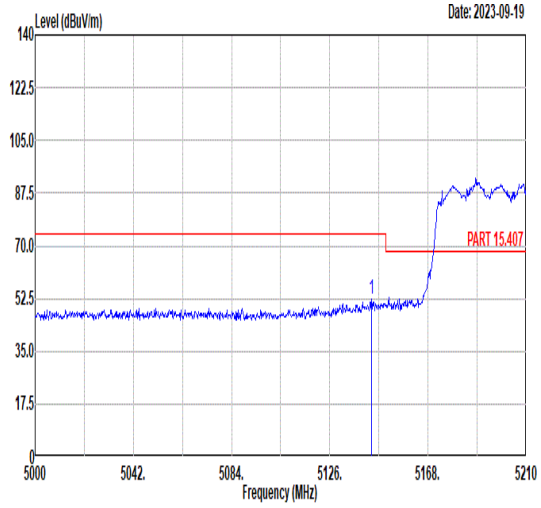 Freq Level Limit Line Margin Read Level Ant Factor Cable Loss Preamp Factor APos TPos Remark MHz dBuV/m dBuV/m dB dBuV dB/m dB dB cm deg 1 5143.85 52.45 74.00 -21.55 42.96 34.42 7.91 32.84 191 360 PEAK	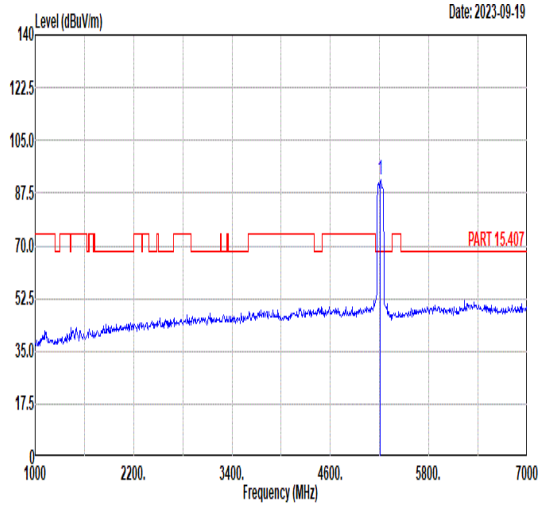 Freq Level Limit Line Margin Read Level Ant Factor Cable Loss Preamp Factor APos TPos Remark MHz dBuV/m dBuV/m dB dBuV dB/m dB dB cm deg 1 5210.00 91.86 ------ ------ 82.37 34.47 7.98 32.96 191 360 PEAK
Avg	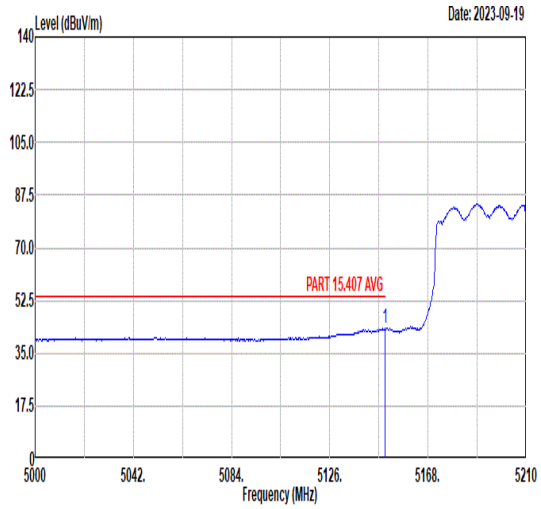 Freq Level Limit Line Margin Read Level Ant Factor Cable Loss Preamp Factor APos TPos Remark MHz dBuV/m dBuV/m dB dBuV dB/m dB dB cm deg 1 5149.52 43.37 54.00 -10.63 33.88 34.42 7.92 32.85 191 360 AVERAGE	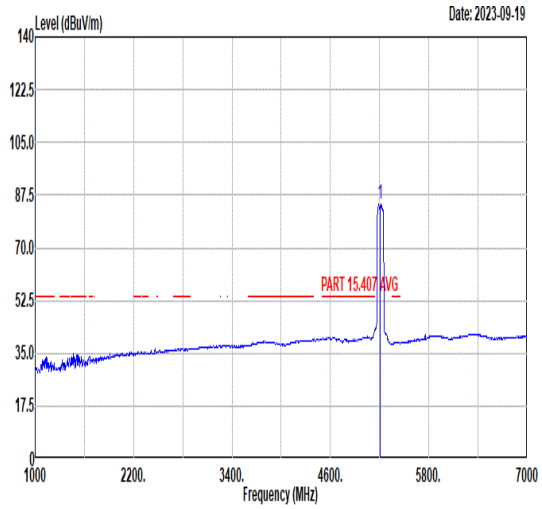 Freq Level Limit Line Margin Read Level Ant Factor Cable Loss Preamp Factor APos TPos Remark MHz dBuV/m dBuV/m dB dBuV dB/m dB dB cm deg 1 5210.00 84.32 ------ ------ 74.83 34.47 7.98 32.96 191 360 AVERAGE

Mode	26	
	Band Edge - R	
	U-NII-1_5.15-5.25_802.11ac VHT80_CH42_5210MHz	
ANT	CDD 0+1	
Pol.	Vertical	Fundamental
Peak	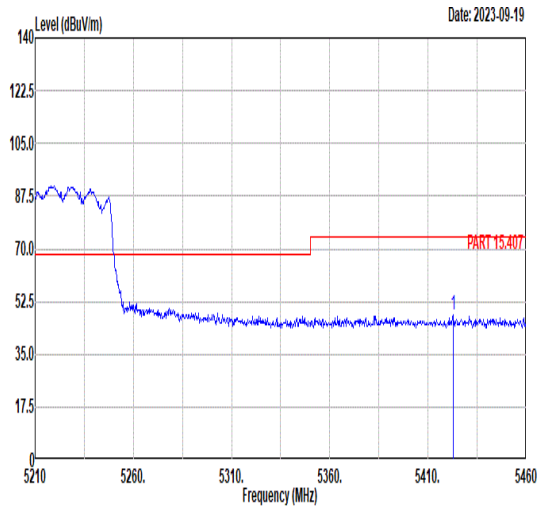 Freq Level Limit Line Margin Read Level Ant Factor Cable Loss Preamp Factor APos TPos Remark MHz dBuV/m dBuV/m dB dBuV dB/m dB dB cm deg 1 5423.00 47.85 74.00 -26.15 38.04 34.64 8.46 33.29 191 360 PEAK	Blank
Avg	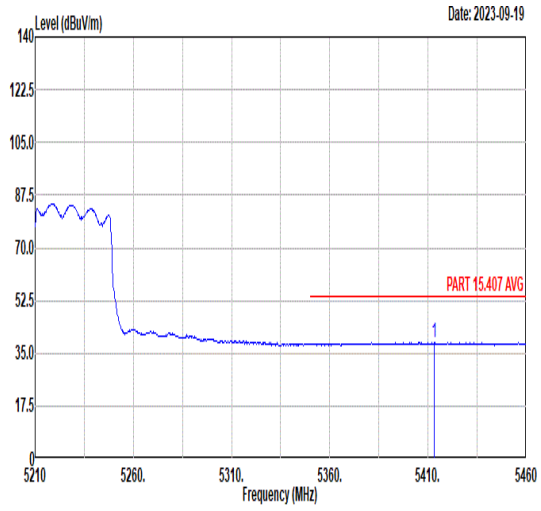 Freq Level Limit Line Margin Read Level Ant Factor Cable Loss Preamp Factor APos TPos Remark MHz dBuV/m dBuV/m dB dBuV dB/m dB dB cm deg 1 5413.25 38.65 54.00 -15.35 28.82 34.63 8.47 33.27 191 360 AVERAGE	Blank

Mode	26	
	Harmonic	
	U-NII-1_5.15-5.25_802.11ac VHT80_CH42_5210MHz	
ANT	CDD 0+1	
Pol.	Horizontal	Vertical
Peak Avg	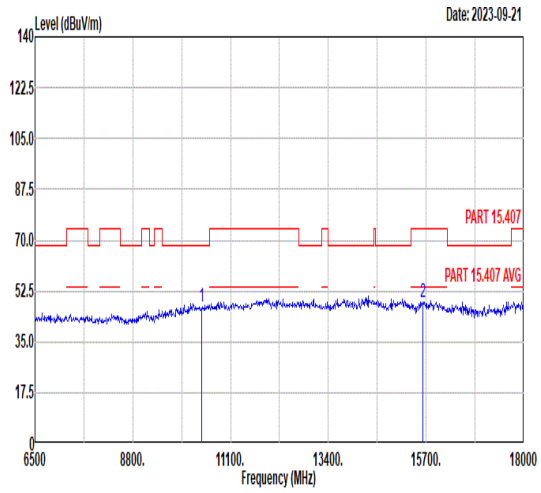 Freq Level Limit Line Margin Read Level Ant Factor Cable Loss Preamp Factor APos TPos Remark MHz dBuV/m dBuV/m dB dBuV dB/m dB dB cm deg 1 10420.00 47.15 68.30 -21.15 57.66 37.65 10.77 58.93 -- -- Peak 2 15630.00 48.46 74.00 -25.54 54.18 40.59 12.72 59.03 -- -- Peak	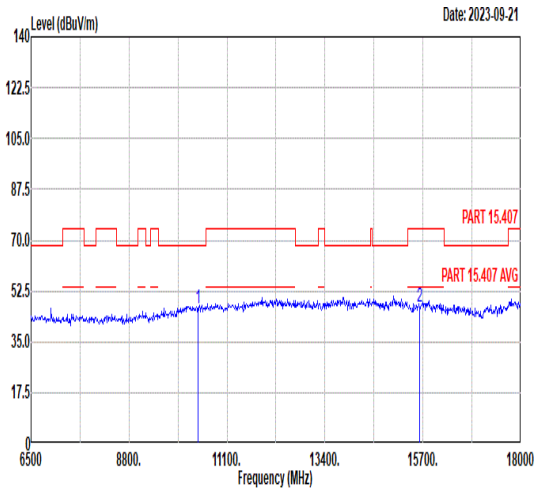 Freq Level Limit Line Margin Read Level Ant Factor Cable Loss Preamp Factor APos TPos Remark MHz dBuV/m dBuV/m dB dBuV dB/m dB dB cm deg 1 10420.00 46.58 68.30 -21.72 57.09 37.65 10.77 58.93 -- -- Peak 2 15630.00 47.19 74.00 -26.81 52.91 40.59 12.72 59.03 -- -- Peak

Mode	27	
	Band Edge - L	
	U-NII-2A_5.25-5.35_802.11ac VHT80_CH58_5290MHz	
ANT	CDD 0+1	
Pol.	Horizontal	Fundamental
Peak	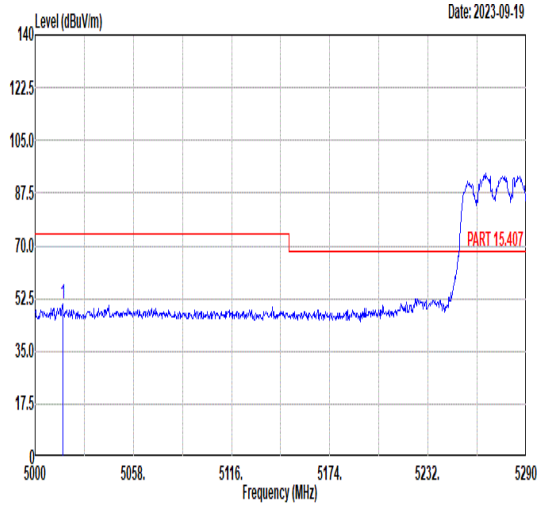 Freq Level Limit Line Margin Read Level Ant Factor Cable Loss Preamp Factor APos TPos Remark MHz dBuV/m dBuV/m dB dBuV dB/m dB dB cm deg 1 5016.24 50.55 74.00 -23.45 41.03 34.32 7.83 32.63 180 159 PEAK	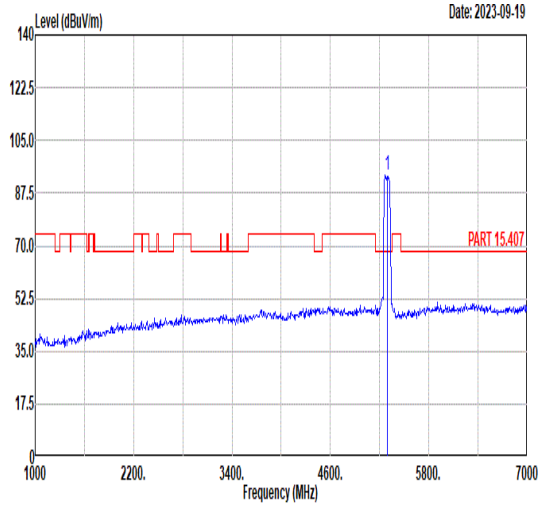 Freq Level Limit Line Margin Read Level Ant Factor Cable Loss Preamp Factor APos TPos Remark MHz dBuV/m dBuV/m dB dBuV dB/m dB dB cm deg 1 5290.00 93.60 ------ ------ 84.02 34.51 8.10 33.03 180 159 PEAK
Avg	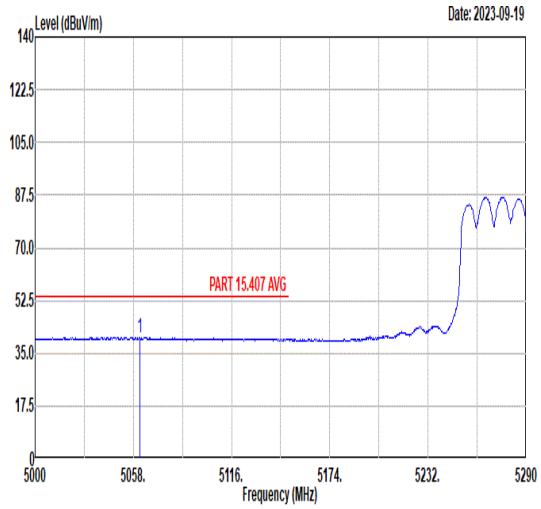 Freq Level Limit Line Margin Read Level Ant Factor Cable Loss Preamp Factor APos TPos Remark MHz dBuV/m dBuV/m dB dBuV dB/m dB dB cm deg 1 5062.06 40.24 54.00 -13.76 30.73 34.35 7.86 32.70 180 159 AVERAGE	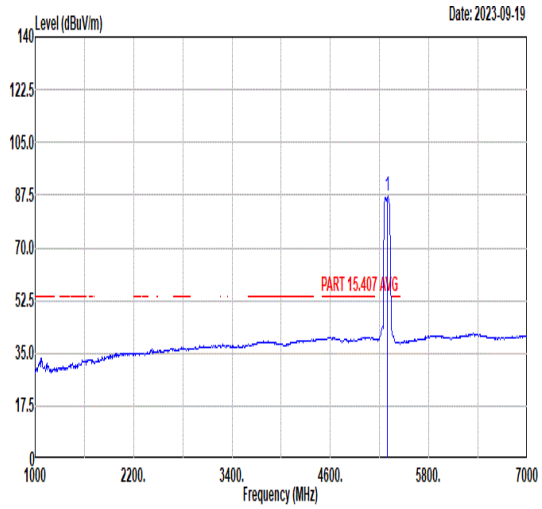 Freq Level Limit Line Margin Read Level Ant Factor Cable Loss Preamp Factor APos TPos Remark MHz dBuV/m dBuV/m dB dBuV dB/m dB dB cm deg 1 5290.00 86.95 ------ ------ 77.28 34.55 8.22 33.10 180 159 AVERAGE

Mode	27	
	Band Edge - R	
	U-NII-2A_5.25-5.35_802.11ac VHT80_CH58_5290MHz	
ANT	CDD 0+1	
Pol.	Horizontal	Fundamental
Peak	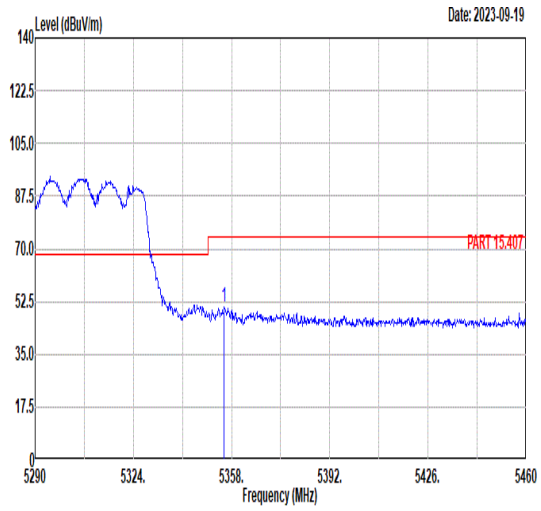 Freq Level Limit Line Margin Read Level Ant Factor Cable Loss Preamp Factor APos TPos Remark MHz dBuV/m dBuV/m dB dBuV dB/m dB dB cm deg 1 5355.45 50.53 74.00 -23.47 40.79 34.58 8.34 33.18 180 159 PEAK	Blank
Avg	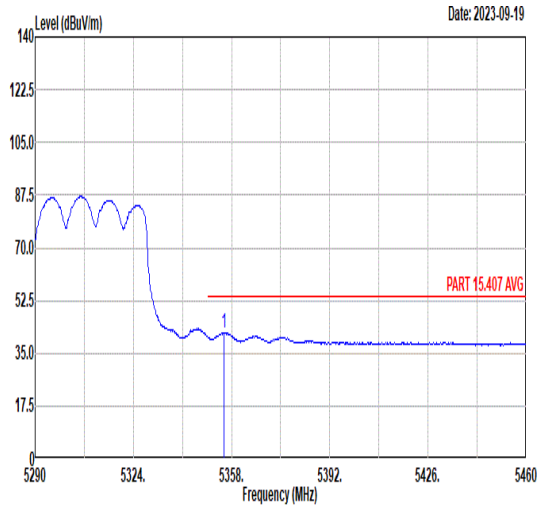 Freq Level Limit Line Margin Read Level Ant Factor Cable Loss Preamp Factor APos TPos Remark MHz dBuV/m dBuV/m dB dBuV dB/m dB dB cm deg 1 5355.45 41.87 54.00 -12.13 32.13 34.58 8.34 33.18 180 159 AVERAGE	Blank

Mode	27	
	Band Edge - L	
	U-NII-2A_5.25-5.35_802.11ac VHT80_CH58_5290MHz	
ANT	CDD 0+1	
Pol.	Vertical	Fundamental
Peak	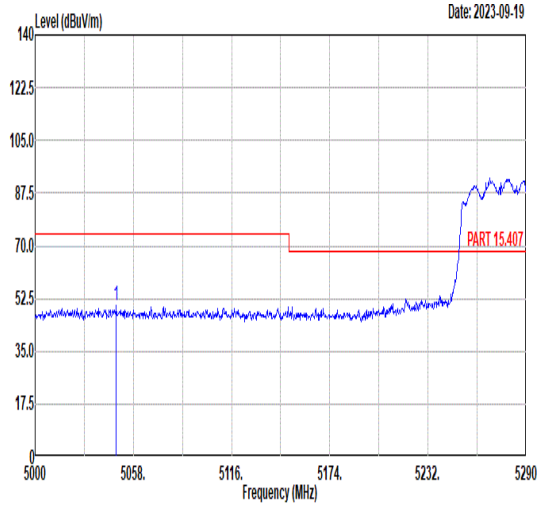 Freq Level Limit Line Margin Read Level Ant Factor Cable Loss Preamp Factor APos TPos Remark MHz dBuV/m dBuV/m dB dBuV dB/m dB dB cm deg 1 5047.85 50.05 74.00 -23.95 40.54 34.34 7.85 32.68 175 353 PEAK	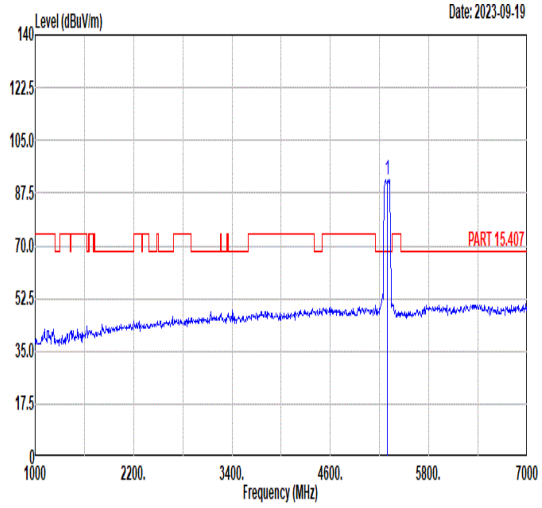 Freq Level Limit Line Margin Read Level Ant Factor Cable Loss Preamp Factor APos TPos Remark MHz dBuV/m dBuV/m dB dBuV dB/m dB dB cm deg 1 5290.00 92.10 ------ ------ 82.43 34.55 8.22 33.10 175 353 PEAK
Avg	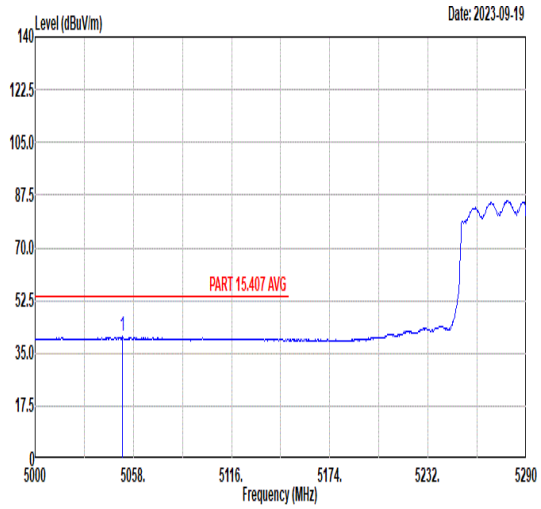 Freq Level Limit Line Margin Read Level Ant Factor Cable Loss Preamp Factor APos TPos Remark MHz dBuV/m dBuV/m dB dBuV dB/m dB dB cm deg 1 5051.33 40.51 54.00 -13.49 31.01 34.34 7.85 32.69 175 353 AVERAGE	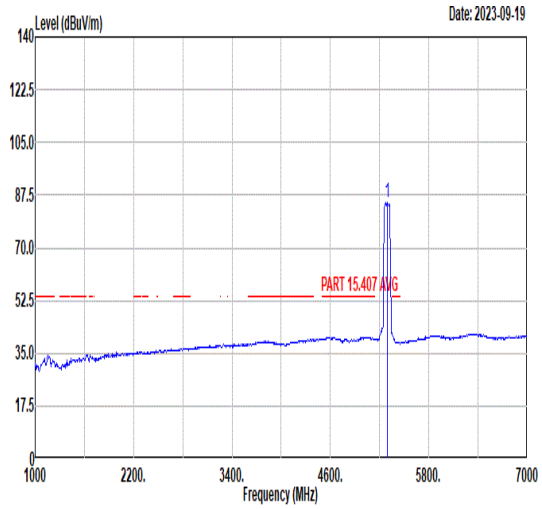 Freq Level Limit Line Margin Read Level Ant Factor Cable Loss Preamp Factor APos TPos Remark MHz dBuV/m dBuV/m dB dBuV dB/m dB dB cm deg 1 5290.00 85.27 ------ ------ 75.66 34.52 8.14 33.05 175 353 AVERAGE

Mode	27	
	Band Edge - R	
	U-NII-2A_5.25-5.35_802.11ac VHT80_CH58_5290MHz	
ANT	CDD 0+1	
Pol.	Vertical	Fundamental
Peak	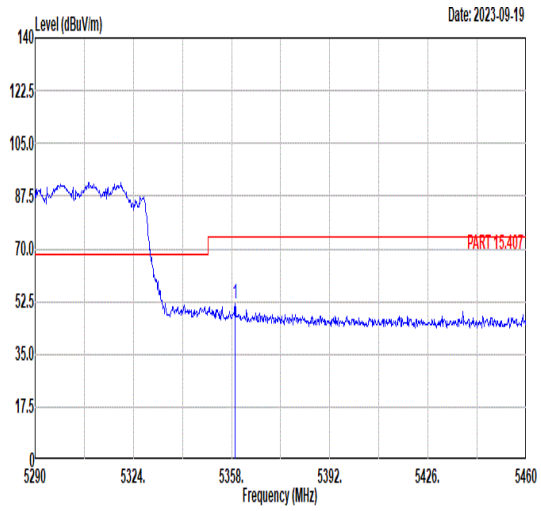 Freq Level Limit Line Margin Read Level Ant Factor Cable Loss Preamp Factor APos TPos Remark MHz dBuV/m dBuV/m dB dBuV dB/m dB dB cm deg 1 5359.19 51.77 74.00 -22.23 42.01 34.59 8.35 33.18 175 353 PEAK	Blank
Avg	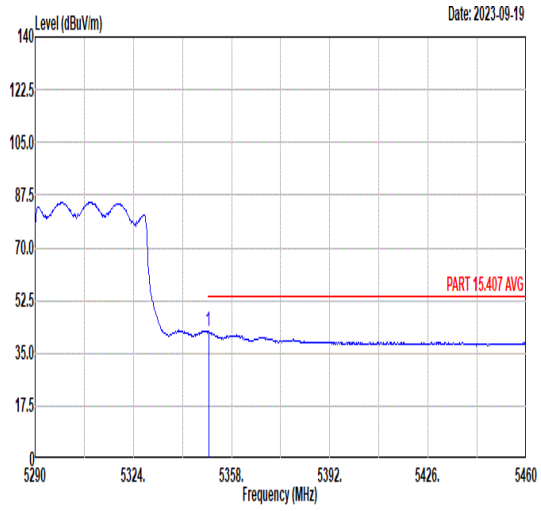 Freq Level Limit Line Margin Read Level Ant Factor Cable Loss Preamp Factor APos TPos Remark MHz dBuV/m dBuV/m dB dBuV dB/m dB dB cm deg 1 5350.01 42.09 54.00 -11.91 32.35 34.58 8.33 33.17 175 353 AVERAGE	Blank

Mode	27	
	Harmonic	
	U-NII-2A_5.25-5.35_802.11ac VHT80_CH58_5290MHz	
ANT	CDD 0+1	
Pol.	Horizontal	Vertical
Peak Avg	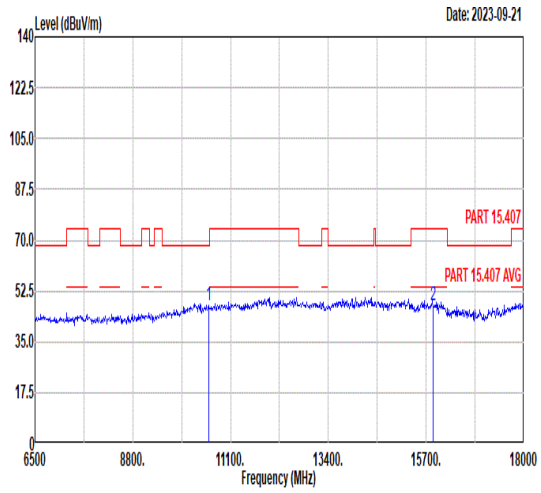 Freq Level Limit Line Margin Read Level Ant Factor Cable Loss Preamp Factor APos TPos Remark MHz dBuV/m dBuV/m dB dBuV dB/m dB dB cm deg 1 10580.00 47.51 68.30 -20.79 57.62 37.76 10.89 58.76 -- -- Peak 2 15870.00 47.81 74.00 -26.19 53.71 40.66 12.71 59.27 -- -- Peak	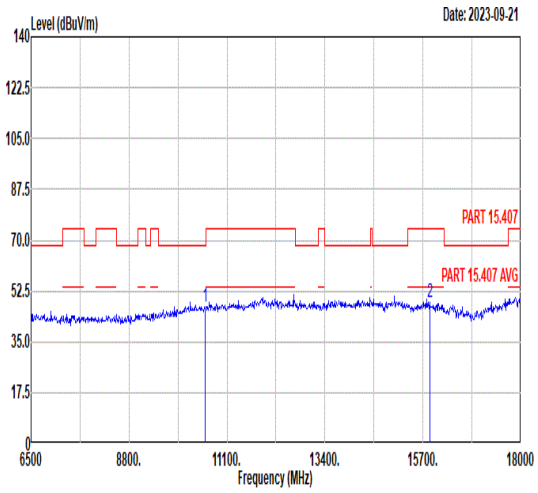 Freq Level Limit Line Margin Read Level Ant Factor Cable Loss Preamp Factor APos TPos Remark MHz dBuV/m dBuV/m dB dBuV dB/m dB dB cm deg 1 10580.00 47.15 68.30 -21.15 57.26 37.76 10.89 58.76 -- -- Peak 2 15870.00 48.37 74.00 -25.63 54.27 40.66 12.71 59.27 -- -- Peak

Mode	28	
	Band Edge - L	
	U-NII-2C_5.47-5.725_802.11ac VHT80_CH106_5530MHz	
ANT	CDD 0+1	
Pol.	Horizontal	Fundamental
Peak	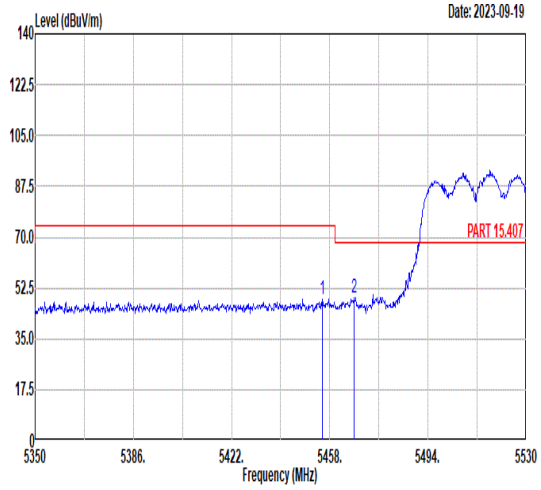 Freq Level Limit Line Margin Read Level Ant Factor Cable Loss Preamp Factor APos TPos Remark MHz dBuV/m dBuV/m dB dBuV dB/m dB dB cm deg 1 5455.30 48.52 74.00 -25.48 38.78 34.66 8.42 33.34 206 116 PEAK 2 5466.82 48.90 68.30 -19.40 39.19 34.67 8.40 33.36 206 116 PEAK	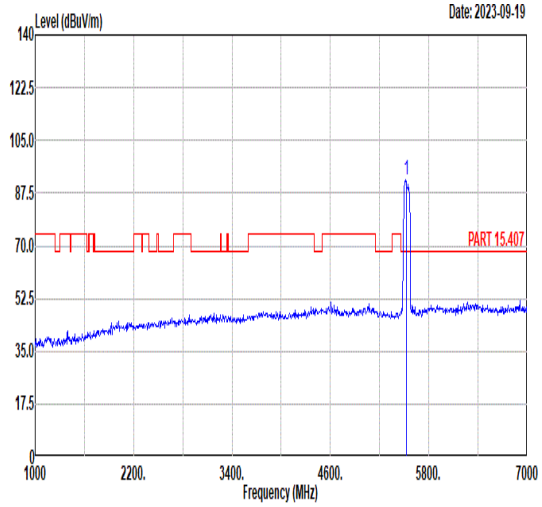 Freq Level Limit Line Margin Read Level Ant Factor Cable Loss Preamp Factor APos TPos Remark MHz dBuV/m dBuV/m dB dBuV dB/m dB dB cm deg 1 5530.00 91.85 ------ ------ 82.20 34.72 8.33 33.40 206 116 PEAK
Avg	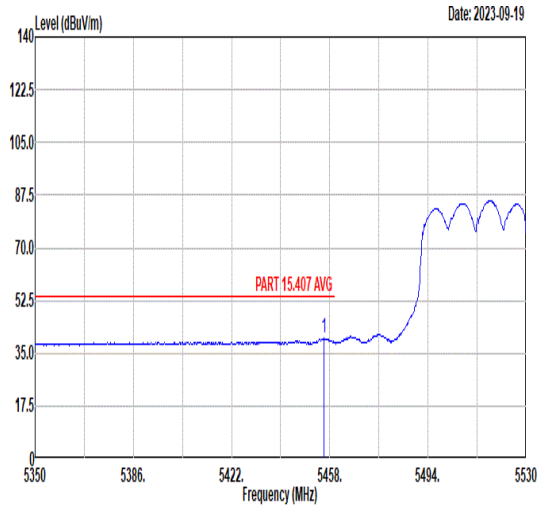 Freq Level Limit Line Margin Read Level Ant Factor Cable Loss Preamp Factor APos TPos Remark MHz dBuV/m dBuV/m dB dBuV dB/m dB dB cm deg 1 5455.84 39.89 54.00 -14.11 30.16 34.66 8.41 33.34 206 116 AVERAGE	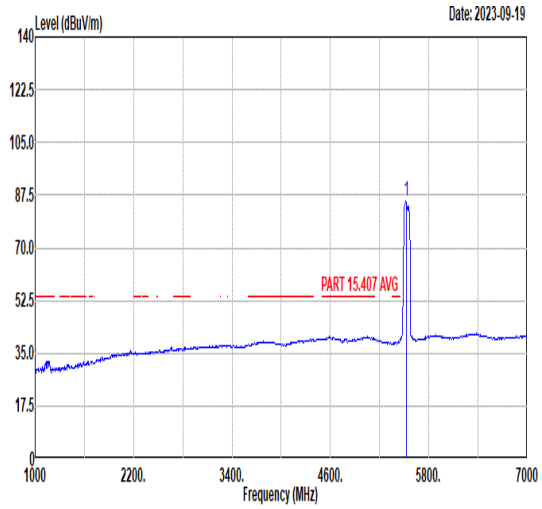 Freq Level Limit Line Margin Read Level Ant Factor Cable Loss Preamp Factor APos TPos Remark MHz dBuV/m dBuV/m dB dBuV dB/m dB dB cm deg 1 5530.00 85.50 ------ ------ 75.85 34.72 8.33 33.40 206 116 AVERAGE

Mode	28	
	Band Edge - R	
	U-NII-2C_5.47-5.725_802.11ac VHT80_CH106_5530MHz	
ANT	CDD 0+1	
Pol.	Horizontal	Fundamental
Peak	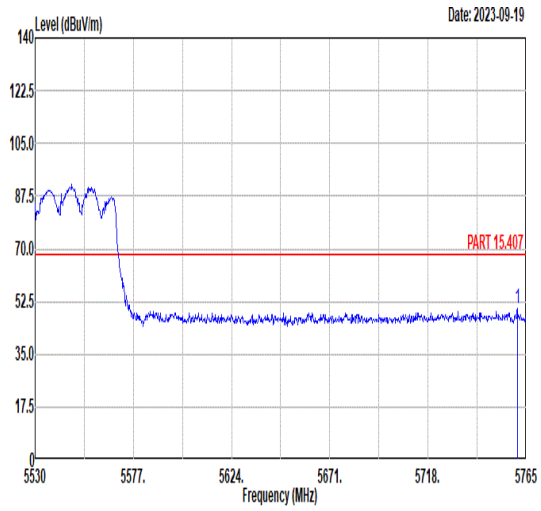 Freq Level Limit Line Margin Read Level Ant Factor Cable Loss Preamp Factor APos TPos Remark MHz dBuV/m dBuV/m dB dBuV dB/m dB dB cm deg 1 5760.77 50.10 68.30 -18.20 39.52 35.12 8.81 33.35 206 116 PEAK	Blank

Mode	28	
	Band Edge - L	
	U-NII-2C_5.47-5.725_802.11ac VHT80_CH106_5530MHz	
ANT	CDD 0+1	
Pol.	Vertical	Fundamental
Peak	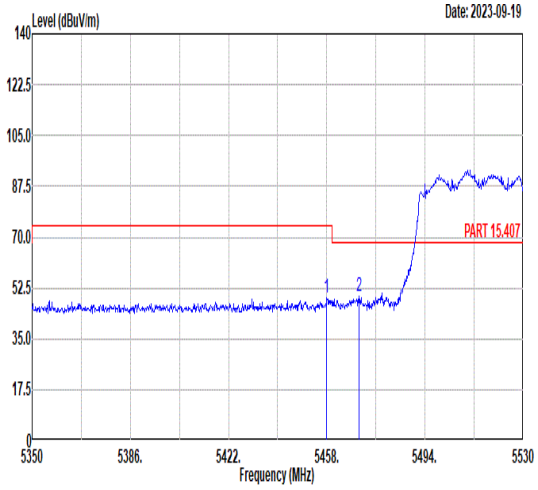 Freq Level Limit Line Margin Read Level Ant Factor Cable Loss Preamp Factor APos TPos Remark MHz dBuV/m dBuV/m dB dBuV dB/m dB dB cm deg 1 5458.00 48.89 74.00 -25.11 39.16 34.66 8.41 33.34 196 351 PEAK 2 5469.70 49.45 68.30 -18.85 39.74 34.67 8.40 33.36 196 351 PEAK	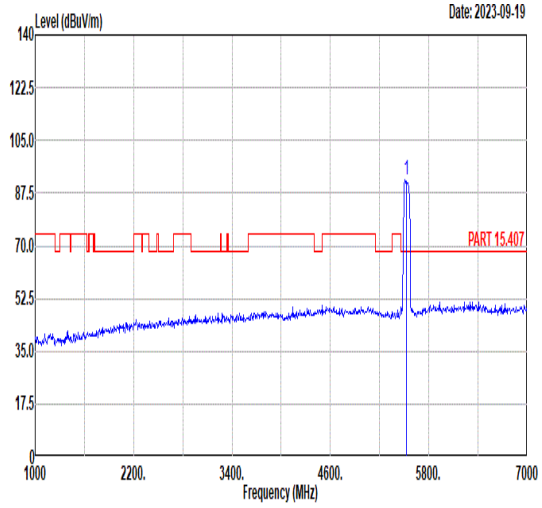 Freq Level Limit Line Margin Read Level Ant Factor Cable Loss Preamp Factor APos TPos Remark MHz dBuV/m dBuV/m dB dBuV dB/m dB dB cm deg 1 5530.00 92.04 ------ ------ 82.39 34.70 8.35 33.40 196 351 PEAK
Avg	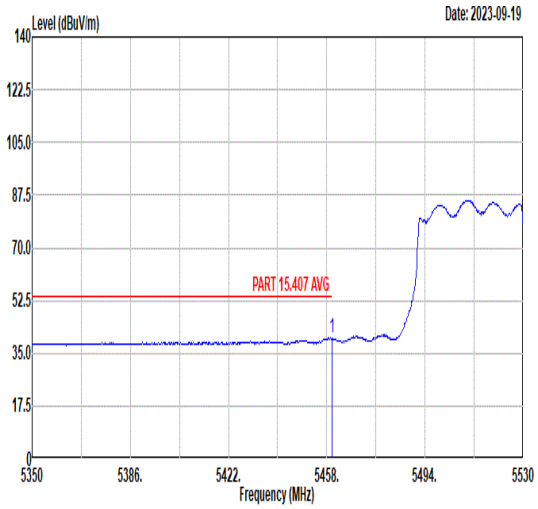 Freq Level Limit Line Margin Read Level Ant Factor Cable Loss Preamp Factor APos TPos Remark MHz dBuV/m dBuV/m dB dBuV dB/m dB dB cm deg 1 5459.80 40.17 54.00 -13.83 30.45 34.66 8.41 33.35 196 351 AVERAGE	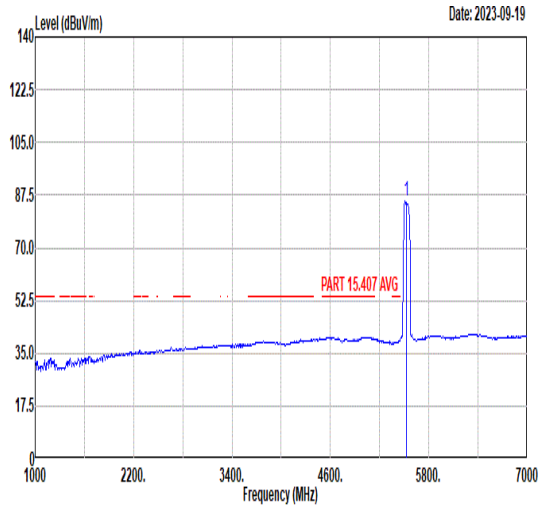 Freq Level Limit Line Margin Read Level Ant Factor Cable Loss Preamp Factor APos TPos Remark MHz dBuV/m dBuV/m dB dBuV dB/m dB dB cm deg 1 5530.00 85.80 ------ ------ 76.15 34.71 8.34 33.40 196 351 AVERAGE

Mode	28	
	Band Edge - R	
	U-NII-2C_5.47-5.725_802.11ac VHT80_CH106_5530MHz	
ANT	CDD 0+1	
Pol.	Vertical	Fundamental
Peak	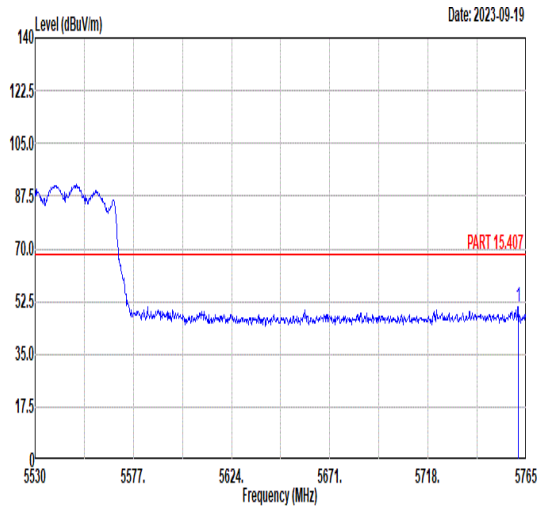 Freq Level Limit Line Margin Read Level Ant Factor Cable Loss Preamp Factor APos TPos Remark MHz dBuV/m dBuV/m dB dBuV dB/m dB dB cm deg 1 5761.24 50.65 68.30 -17.65 40.07 35.12 8.81 33.35 196 351 PEAK	Blank

Mode	28	
	Harmonic	
	U-NII-2C_5.47-5.725_802.11ac VHT80_CH106_5530MHz	
ANT	CDD 0+1	
Pol.	Horizontal	Vertical
Peak Avg	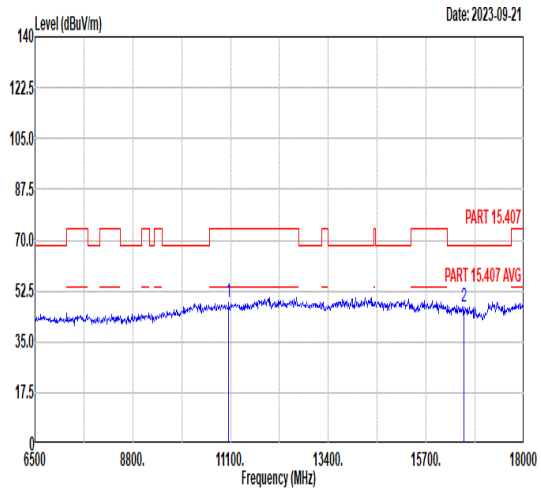 Freq Level Limit Line Margin Read Level Ant Factor Cable Loss Preamp Factor APos TPos Remark MHz dBuV/m dBuV/m dB dBuV dB/m dB dB cm deg 1 11060.00 48.39 74.00 -25.61 57.22 38.16 11.24 58.23 -- -- Peak 2 16590.00 46.95 68.30 -21.35 51.75 41.00 12.95 58.75 -- -- Peak	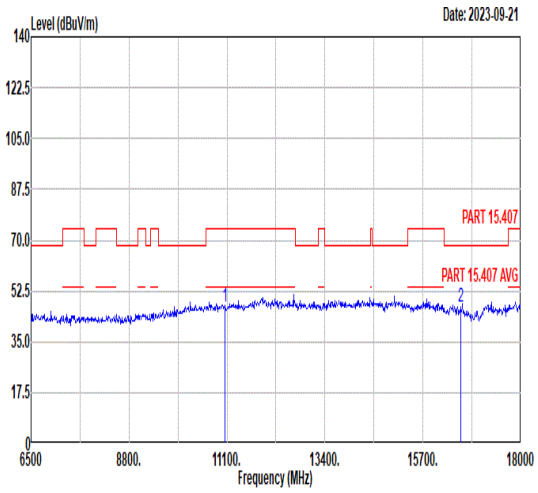 Freq Level Limit Line Margin Read Level Ant Factor Cable Loss Preamp Factor APos TPos Remark MHz dBuV/m dBuV/m dB dBuV dB/m dB dB cm deg 1 11060.00 47.21 74.00 -26.79 56.04 38.16 11.24 58.23 -- -- Peak 2 16590.00 46.94 68.30 -21.36 51.74 41.00 12.95 58.75 -- -- Peak

Mode	29	
	Band Edge - L	
	U-NII-2C_5.47-5.725_802.11ac VHT80_CH122_5610MHz	
ANT	CDD 0+1	
Pol.	Horizontal	Fundamental
Peak	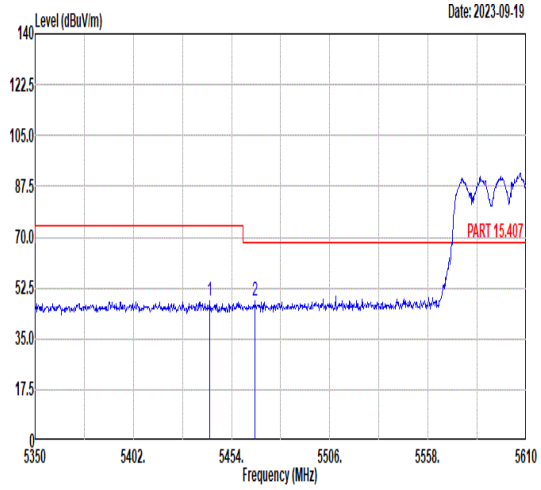 Freq Level Limit Line Margin Read Level Ant Factor Cable Loss Preamp Factor APos TPos Remark MHz dBuV/m dBuV/m dB dBuV dB/m dB dB cm deg 1 5442.56 48.13 74.00 -25.87 38.37 34.65 8.43 33.32 186 134 PEAK 2 5466.48 47.90 68.30 -20.40 38.19 34.67 8.40 33.36 186 134 PEAK	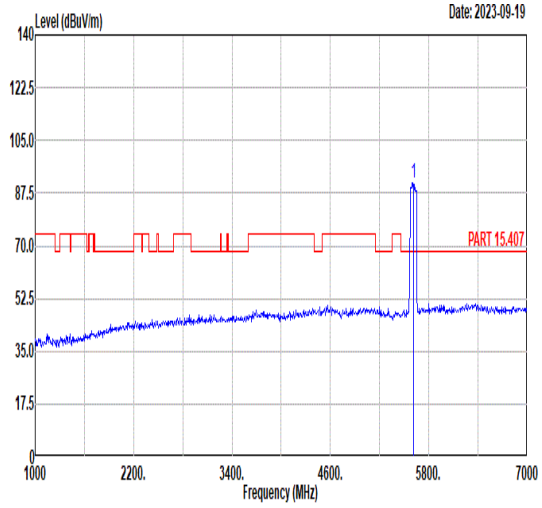 Freq Level Limit Line Margin Read Level Ant Factor Cable Loss Preamp Factor APos TPos Remark MHz dBuV/m dBuV/m dB dBuV dB/m dB dB cm deg 1 5610.00 91.11 ------ ------ 81.41 34.85 8.23 33.38 186 134 PEAK
Avg	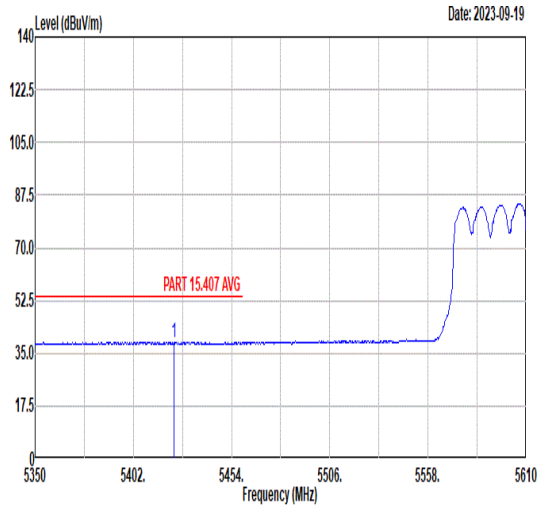 Freq Level Limit Line Margin Read Level Ant Factor Cable Loss Preamp Factor APos TPos Remark MHz dBuV/m dBuV/m dB dBuV dB/m dB dB cm deg 1 5423.58 38.68 54.00 -15.32 28.87 34.64 8.46 33.29 186 134 AVERAGE	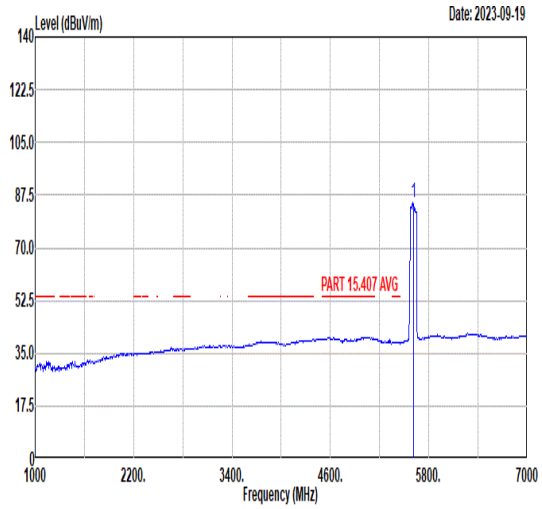 Freq Level Limit Line Margin Read Level Ant Factor Cable Loss Preamp Factor APos TPos Remark MHz dBuV/m dBuV/m dB dBuV dB/m dB dB cm deg 1 5610.00 84.82 ------ ------ 75.09 34.87 8.24 33.38 186 134 AVERAGE

Mode	29	
	Band Edge - R	
	U-NII-2C_5.47-5.725_802.11ac VHT80_CH122_5610MHz	
ANT	CDD 0+1	
Pol.	Horizontal	Fundamental
Peak	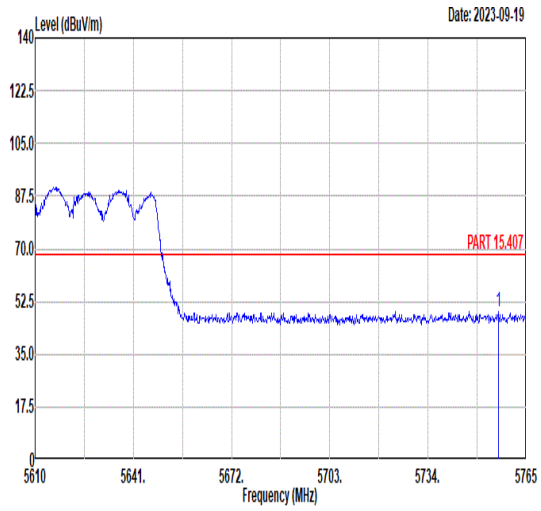 Freq Level Limit Line Margin Read Level Ant Factor Cable Loss Preamp Factor APos TPos Remark MHz dBuV/m dBuV/m dB dBuV dB/m dB dB cm deg 1 5756.32 49.29 68.30 -19.01 38.74 35.11 8.79 33.35 186 134 PEAK	Blank

Mode	29
	Band Edge - L
	U-NII-2C_5.47-5.725_802.11ac VHT80_CH122_5610MHz
ANT	CDD 0+1

Pol.	Vertical	Fundamental
Peak	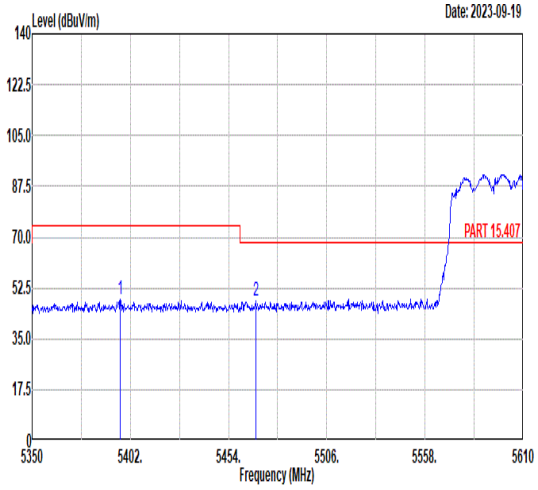 Freq Level Limit Line Margin Read Level Ant Factor Cable Loss Preamp Factor APos TPos Remark MHz dBuV/m dBuV/m dB dBuV dB/m dB dB cm deg 1 5396.80 48.42 74.00 -25.58 38.60 34.62 8.45 33.25 220 346 PEAK 2 5468.30 47.96 68.30 -20.34 38.25 34.67 8.40 33.36 220 346 PEAK	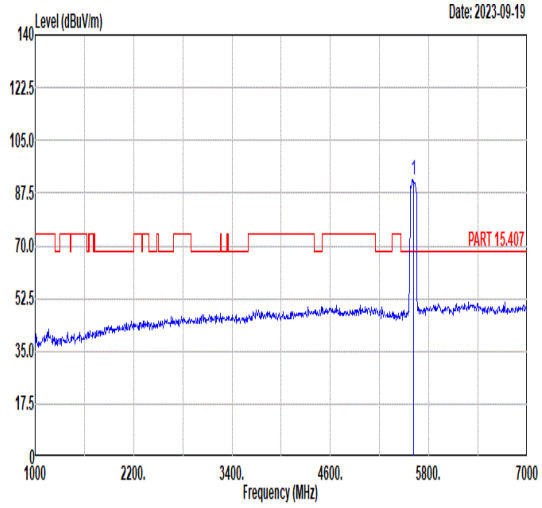 Freq Level Limit Line Margin Read Level Ant Factor Cable Loss Preamp Factor APos TPos Remark MHz dBuV/m dBuV/m dB dBuV dB/m dB dB cm deg 1 5610.00 91.78 ------ ------ 82.08 34.85 8.23 33.38 220 346 PEAK
Avg	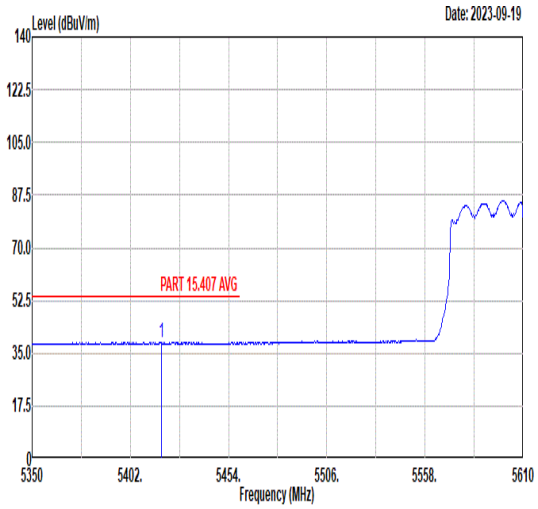 Freq Level Limit Line Margin Read Level Ant Factor Cable Loss Preamp Factor APos TPos Remark MHz dBuV/m dBuV/m dB dBuV dB/m dB dB cm deg 1 5418.64 38.62 54.00 -15.38 28.81 34.63 8.46 33.28 220 346 AVERAGE	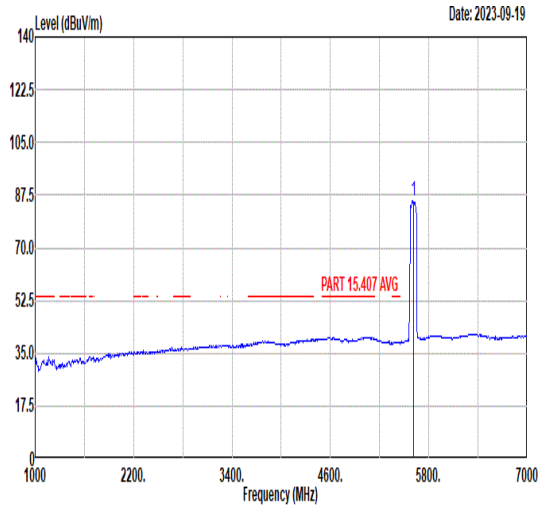 Freq Level Limit Line Margin Read Level Ant Factor Cable Loss Preamp Factor APos TPos Remark MHz dBuV/m dBuV/m dB dBuV dB/m dB dB cm deg 1 5610.00 85.62 ------ ------ 75.92 34.86 8.22 33.38 220 346 AVERAGE

Mode	29	
	Band Edge - R	
	U-NII-2C_5.47-5.725_802.11ac VHT80_CH122_5610MHz	
ANT	CDD 0+1	
Pol.	Vertical	Fundamental
Peak	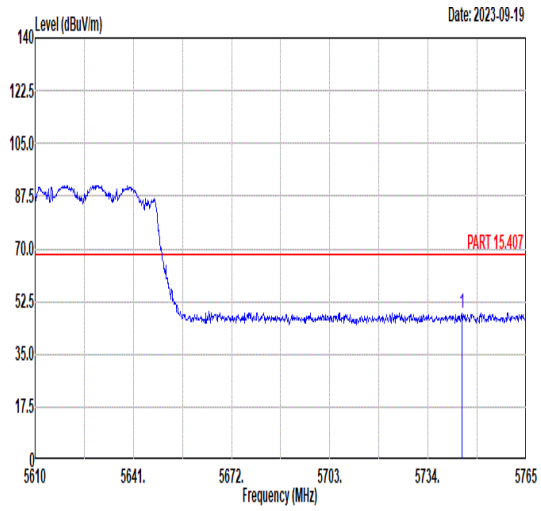 Freq Level Limit Line Margin Read Level Ant Factor Cable Loss Preamp Factor APos TPos Remark MHz dBuV/m dBuV/m dB dBuV dB/m dB dB cm deg 1 5744.70 48.65 68.30 -19.65 38.16 35.09 8.75 33.35 220 346 PEAK	Blank

Mode	29	
	Harmonic	
	U-NII-2C_5.47-5.725_802.11ac VHT80_CH122_5610MHz	
ANT	CDD 0+1	
Pol.	Horizontal	Vertical
Peak Avg	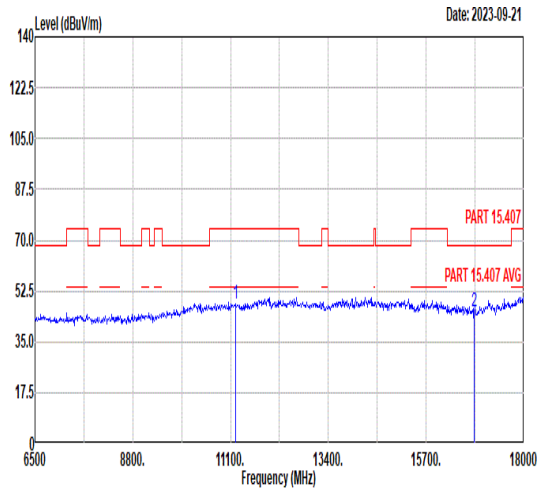 Freq Level Limit Line Margin Read Level Ant Factor Cable Loss Preamp Factor APos TPos Remark MHz dBuV/m dBuV/m dB dBuV dB/m dB dB cm deg 1 11220.00 48.21 74.00 -25.79 56.62 38.32 11.32 58.05 -- -- Peak 2 16830.00 45.34 68.30 -22.96 49.65 41.12 13.05 58.48 -- -- Peak	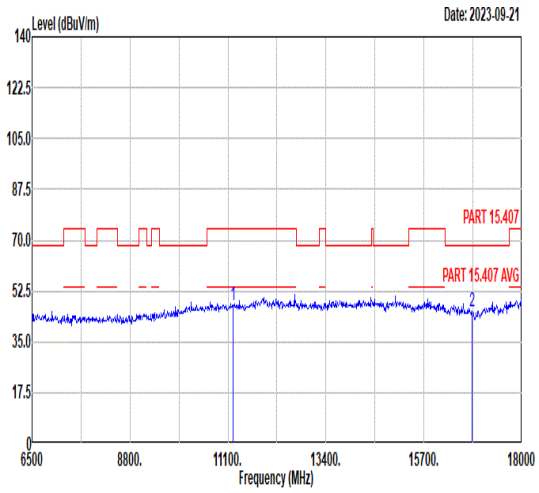 Freq Level Limit Line Margin Read Level Ant Factor Cable Loss Preamp Factor APos TPos Remark MHz dBuV/m dBuV/m dB dBuV dB/m dB dB cm deg 1 11220.00 47.56 74.00 -26.44 55.97 38.32 11.32 58.05 -- -- Peak 2 16830.00 45.22 68.30 -23.08 49.53 41.12 13.05 58.48 -- -- Peak

Mode	30	
	Band Edge - L	
	U-NII-2A_5.15-5.35_802.11ac VHT160_CH50_5250MHz	
ANT	CDD 0+1	
Pol.	Horizontal	Fundamental
Peak	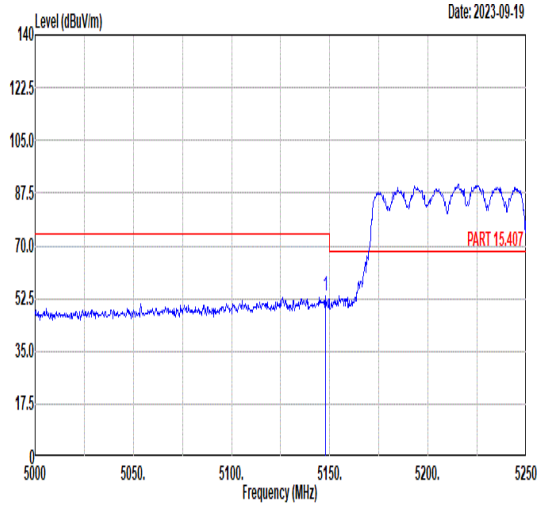 Freq Level Limit Line Margin Read Level Ant Factor Cable Loss Preamp Factor APos TPos Remark MHz dBuV/m dBuV/m dB dBuV dB/m dB dB cm deg 1 5147.75 53.25 74.00 -20.75 43.75 34.42 7.92 32.84 102 86 PEAK	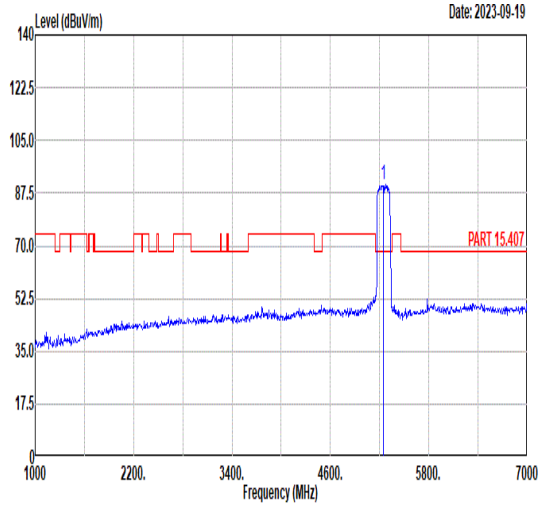 Freq Level Limit Line Margin Read Level Ant Factor Cable Loss Preamp Factor APos TPos Remark MHz dBuV/m dBuV/m dB dBuV dB/m dB dB cm deg 1 5250.00 90.12 ------ ------ 80.51 34.52 8.14 33.05 102 86 PEAK
Avg	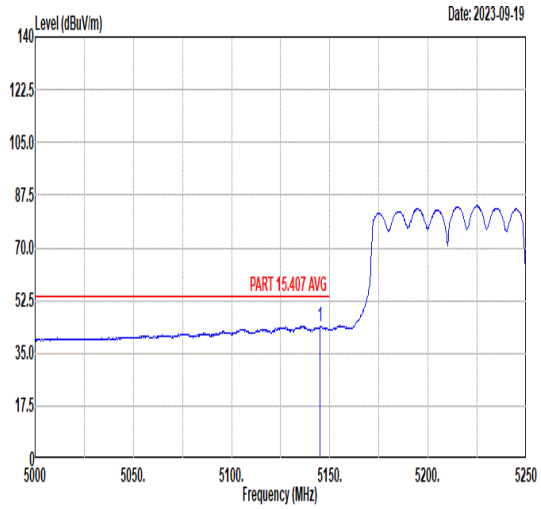 Freq Level Limit Line Margin Read Level Ant Factor Cable Loss Preamp Factor APos TPos Remark MHz dBuV/m dBuV/m dB dBuV dB/m dB dB cm deg 1 5145.00 43.95 54.00 -10.05 34.45 34.42 7.92 32.84 102 86 AVERAGE	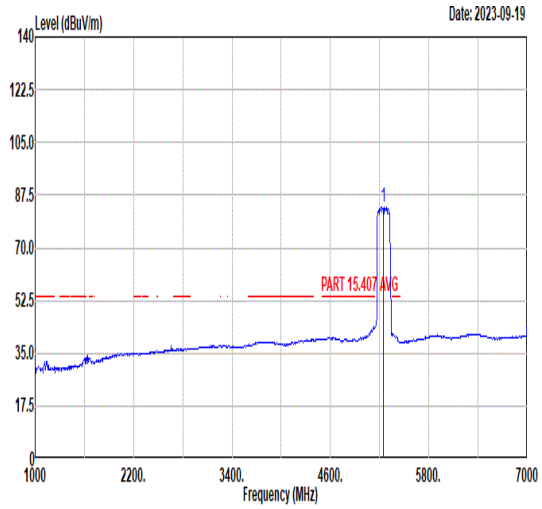 Freq Level Limit Line Margin Read Level Ant Factor Cable Loss Preamp Factor APos TPos Remark MHz dBuV/m dBuV/m dB dBuV dB/m dB dB cm deg 1 5250.00 83.72 ------ ------ 74.22 34.48 7.99 32.97 102 86 AVERAGE

Mode	30	
	Band Edge - R	
	U-NII-2A_5.15-5.35_802.11ac VHT160_CH50_5250MHz	
ANT	CDD 0+1	
Pol.	Horizontal	Fundamental
Peak	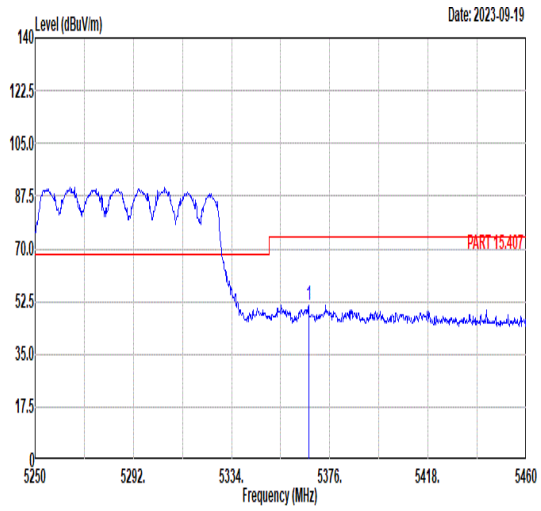 Freq Level Limit Line Margin Read Level Ant Factor Cable Loss Preamp Factor APos TPos Remark MHz dBuV/m dBuV/m dB dBuV dB/m dB dB cm deg 1 5366.97 51.51 74.00 -22.49 41.75 34.59 8.37 33.20 102 86 PEAK	Blank
Avg	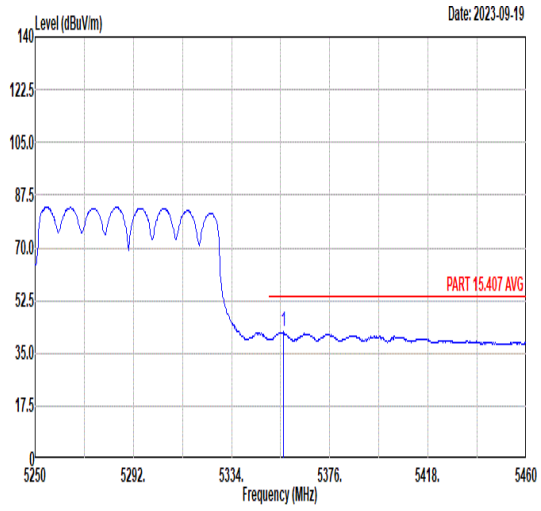 Freq Level Limit Line Margin Read Level Ant Factor Cable Loss Preamp Factor APos TPos Remark MHz dBuV/m dBuV/m dB dBuV dB/m dB dB cm deg 1 5356.05 42.04 54.00 -11.96 32.30 34.58 8.34 33.18 102 86 AVERAGE	Blank

Mode	30	
	Band Edge - L	
	U-NII-2A_5.15-5.35_802.11ac VHT160_CH50_5250MHz	
ANT	CDD 0+1	
Pol.	Vertical	Fundamental
Peak	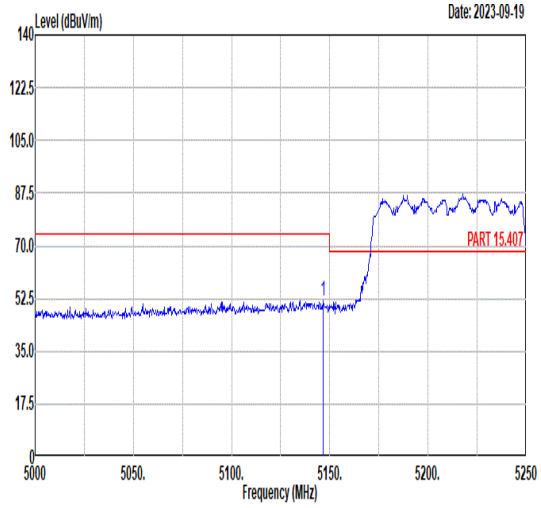 Freq Level Limit Line Margin Read Level Ant Factor Cable Loss Preamp Factor APos TPos Remark MHz dBuV/m dBuV/m dB dBuV dB/m dB dB cm deg 1 5146.75 51.86 74.00 -22.14 42.36 34.42 7.92 32.84 100 41 PEAK	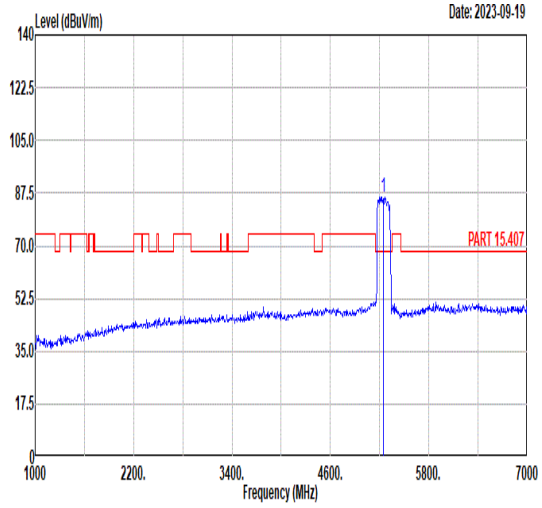 Freq Level Limit Line Margin Read Level Ant Factor Cable Loss Preamp Factor APos TPos Remark MHz dBuV/m dBuV/m dB dBuV dB/m dB dB cm deg 1 5250.00 86.22 ------ ------ 76.73 34.47 7.98 32.96 100 41 PEAK
Avg	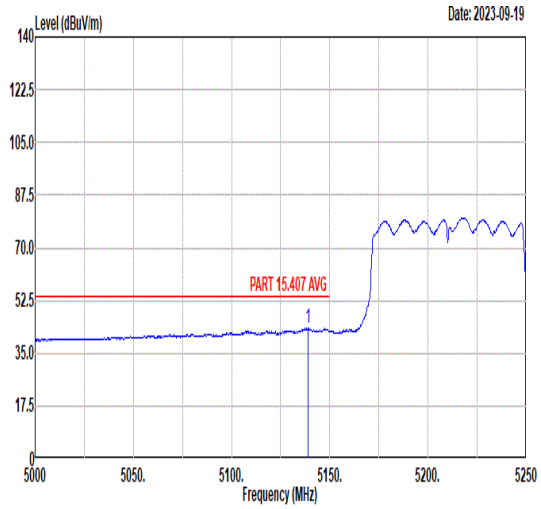 Freq Level Limit Line Margin Read Level Ant Factor Cable Loss Preamp Factor APos TPos Remark MHz dBuV/m dBuV/m dB dBuV dB/m dB dB cm deg 1 5139.00 43.12 54.00 -10.88 33.63 34.41 7.91 32.83 100 41 AVERAGE	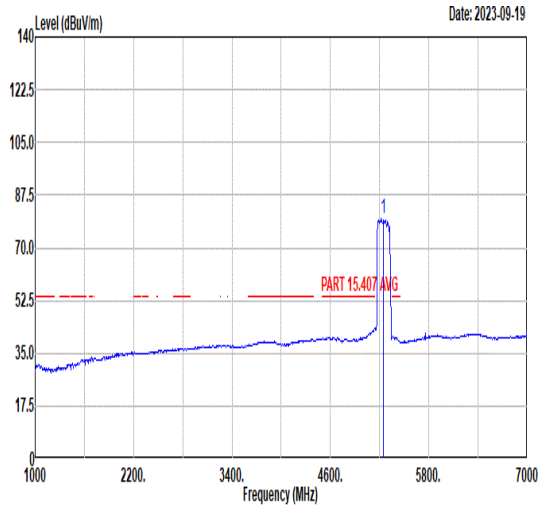 Freq Level Limit Line Margin Read Level Ant Factor Cable Loss Preamp Factor APos TPos Remark MHz dBuV/m dBuV/m dB dBuV dB/m dB dB cm deg 1 5250.00 79.86 ------ ------ 70.37 34.47 7.98 32.96 100 41 AVERAGE

Mode	30	
	Band Edge - R	
	U-NII-2A_5.15-5.35_802.11ac VHT160_CH50_5250MHz	
ANT	CDD 0+1	
Pol.	Vertical	Fundamental
Peak	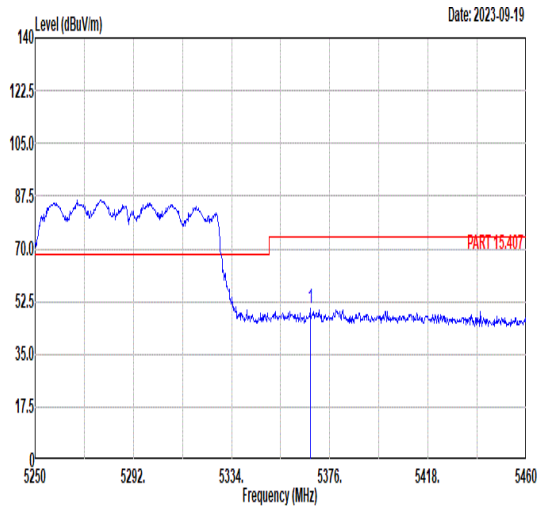 Freq Level Limit Line Margin Read Level Ant Factor Cable Loss Preamp Factor APos TPos Remark MHz dBuV/m dBuV/m dB dBuV dB/m dB dB cm deg 1 5367.60 50.08 74.00 -23.92 40.32 34.59 8.37 33.20 100 41 PEAK	Blank
Avg	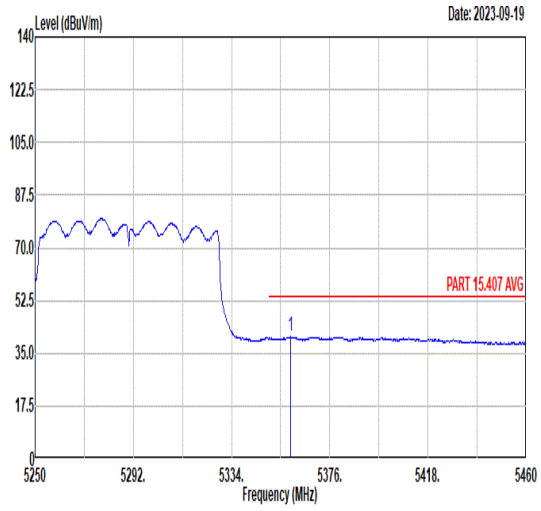 Freq Level Limit Line Margin Read Level Ant Factor Cable Loss Preamp Factor APos TPos Remark MHz dBuV/m dBuV/m dB dBuV dB/m dB dB cm deg 1 5359.20 40.47 54.00 -13.53 30.71 34.59 8.35 33.18 100 41 AVERAGE	Blank

Mode	30	
	Harmonic	
	U-NII-2A_5.15-5.35_802.11ac VHT160_CH50_5250MHz	
ANT	CDD 0+1	
Pol.	Horizontal	Vertical
Peak Avg	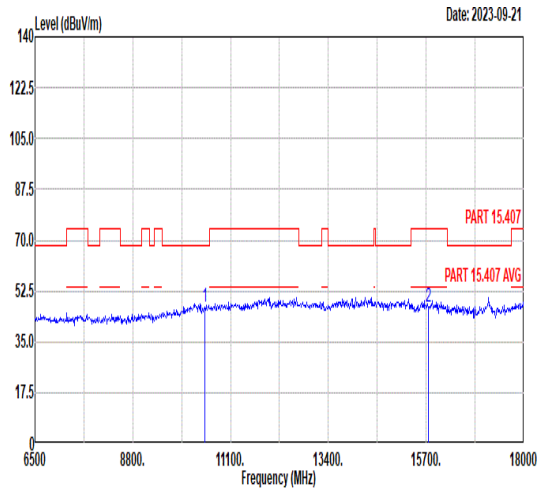 Freq Level Limit Line Margin Read Level Ant Factor Cable Loss Preamp Factor APos TPos Remark MHz dBuV/m dBuV/m dB dBuV dB/m dB dB cm deg 1 10500.00 46.98 68.30 -21.32 57.29 37.70 10.83 58.84 -- -- Peak 2 15750.00 47.15 74.00 -26.85 52.96 40.63 12.71 59.15 -- -- Peak	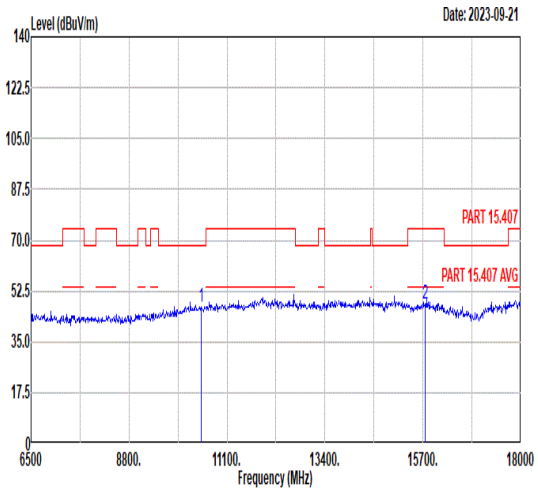 Freq Level Limit Line Margin Read Level Ant Factor Cable Loss Preamp Factor APos TPos Remark MHz dBuV/m dBuV/m dB dBuV dB/m dB dB cm deg 1 10500.00 46.96 68.30 -21.34 57.27 37.70 10.83 58.84 -- -- Peak 2 15750.00 48.07 74.00 -25.93 53.88 40.63 12.71 59.15 -- -- Peak

Mode	31
	Band Edge - L
	U-NII-2C_5.47-5.725_802.11ac VHT160_CH114_5570MHz
ANT	CDD 0+1

Pol.	Horizontal	Fundamental
Peak	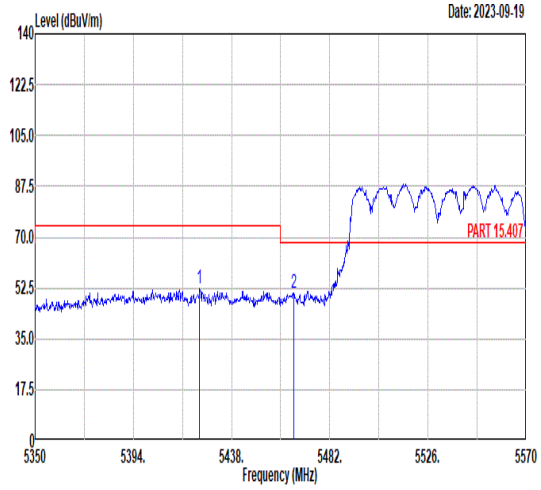 Freq Level Limit Line Margin Read Level Ant Factor Cable Loss Preamp Factor APos TPos Remark MHz dBuV/m dBuV/m dB dBuV dB/m dB dB cm deg 1 5423.70 52.51 74.00 -21.49 42.70 34.64 8.46 33.29 137 115 PEAK 2 5465.72 50.83 68.30 -17.47 41.12 34.67 8.40 33.36 137 115 PEAK	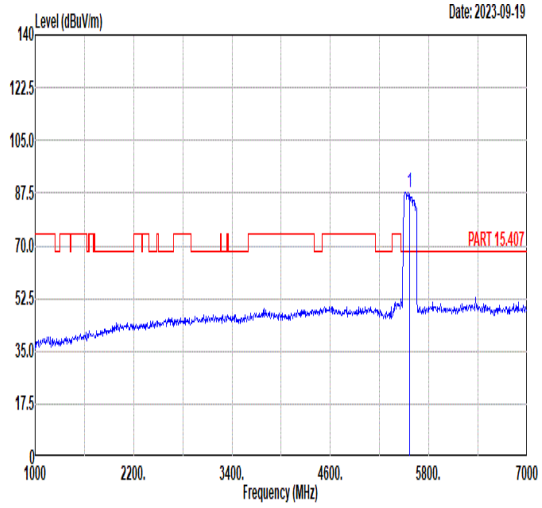 Freq Level Limit Line Margin Read Level Ant Factor Cable Loss Preamp Factor APos TPos Remark MHz dBuV/m dBuV/m dB dBuV dB/m dB dB cm deg 1 5570.00 87.77 ------ ------ 78.12 34.72 8.33 33.40 137 115 PEAK
Avg	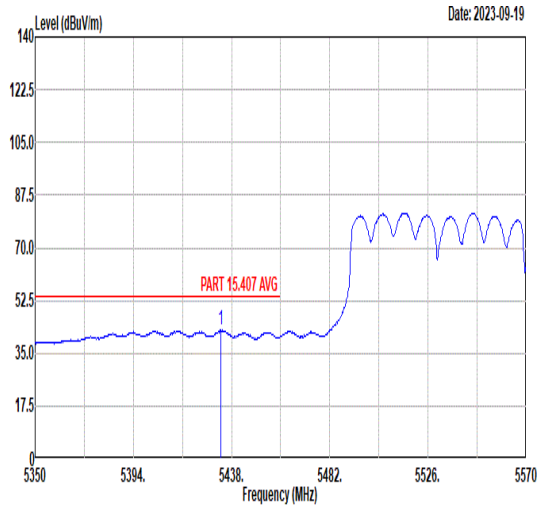 Freq Level Limit Line Margin Read Level Ant Factor Cable Loss Preamp Factor APos TPos Remark MHz dBuV/m dBuV/m dB dBuV dB/m dB dB cm deg 1 5433.16 42.56 54.00 -11.44 32.77 34.64 8.45 33.30 137 115 AVERAGE	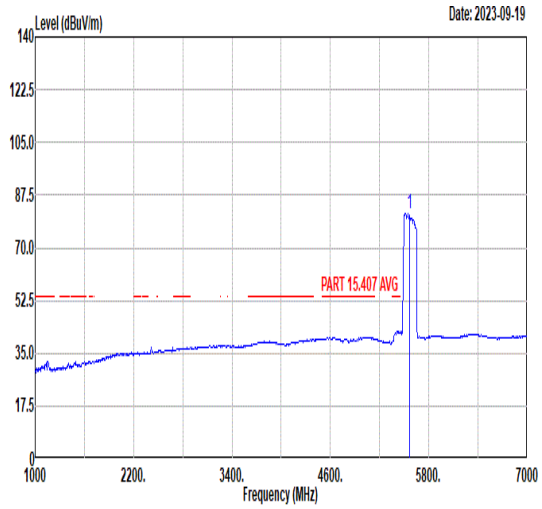 Freq Level Limit Line Margin Read Level Ant Factor Cable Loss Preamp Factor APos TPos Remark MHz dBuV/m dBuV/m dB dBuV dB/m dB dB cm deg 1 5570.00 81.54 ------ ------ 71.89 34.72 8.33 33.40 137 115 AVERAGE

Mode	31	
	Band Edge - R	
	U-NII-2C_5.47-5.725_802.11ac VHT160_CH114_5570MHz	
ANT	CDD 0+1	
Pol.	Horizontal	Fundamental
Peak	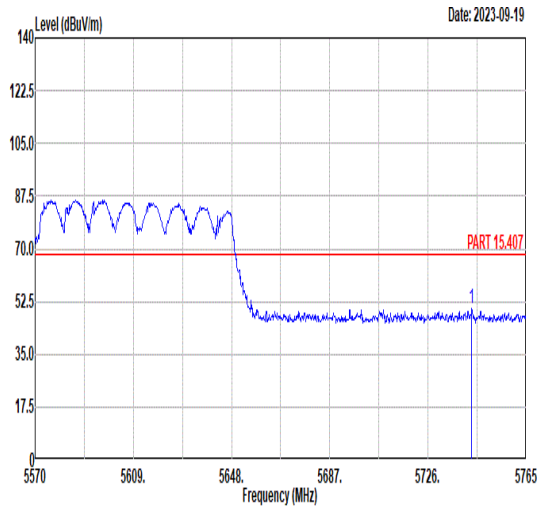 Freq Level Limit Line Margin Read Level Ant Factor Cable Loss Preamp Factor APos TPos Remark MHz dBuV/m dBuV/m dB dBuV dB/m dB dB cm deg 1 5743.36 50.18 68.30 -18.12 39.70 35.09 8.74 33.35 137 115 PEAK	Blank

Mode	31
	Band Edge - L
	U-NII-2C_5.47-5.725_802.11ac VHT160_CH114_5570MHz
ANT	CDD 0+1

Pol.	Vertical	Fundamental
Peak	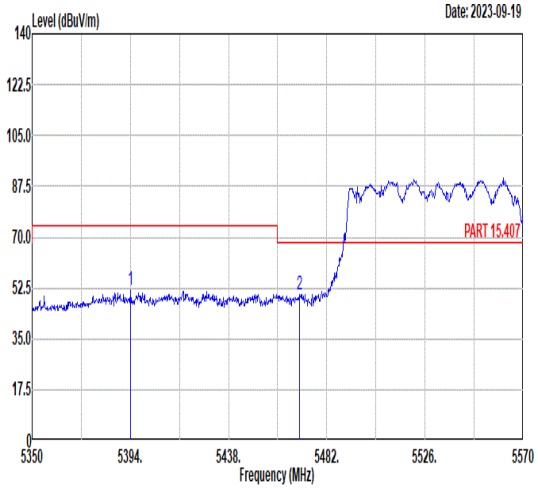 Freq Level Limit Line Margin Read Level Ant Factor Cable Loss Preamp Factor APos TPos Remark MHz dBuV/m dBuV/m dB dBuV dB/m dB dB cm deg 1 5394.22 52.03 74.00 -21.97 42.21 34.61 8.45 33.24 142 93 PEAK 2 5469.68 50.04 68.30 -18.26 40.33 34.67 8.40 33.36 142 93 PEAK	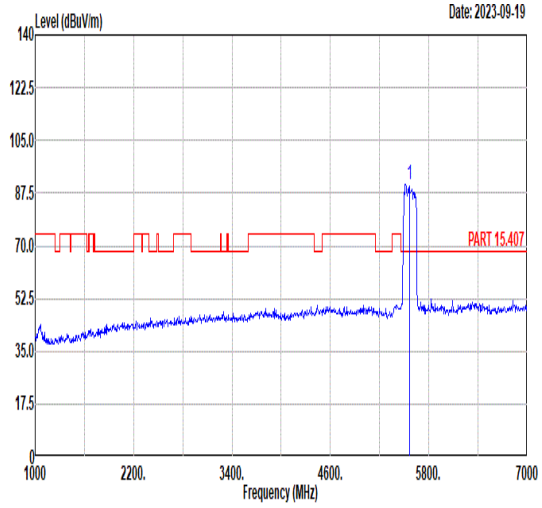 Freq Level Limit Line Margin Read Level Ant Factor Cable Loss Preamp Factor APos TPos Remark MHz dBuV/m dBuV/m dB dBuV dB/m dB dB cm deg 1 5570.00 90.28 ------ ------ 80.63 34.72 8.33 33.40 142 93 PEAK
Avg	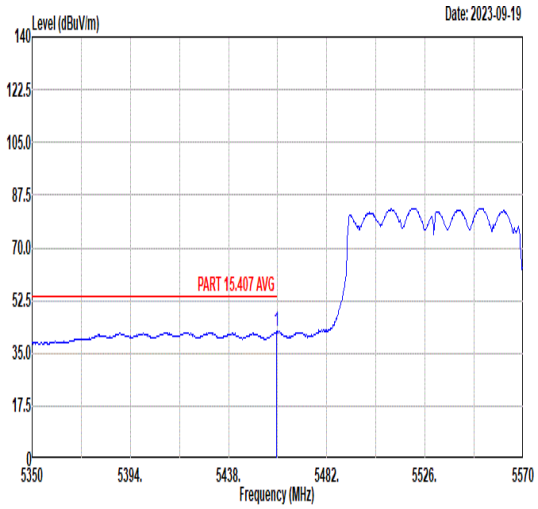 Freq Level Limit Line Margin Read Level Ant Factor Cable Loss Preamp Factor APos TPos Remark MHz dBuV/m dBuV/m dB dBuV dB/m dB dB cm deg 1 5459.56 42.06 54.00 -11.94 32.34 34.66 8.41 33.35 142 93 AVERAGE	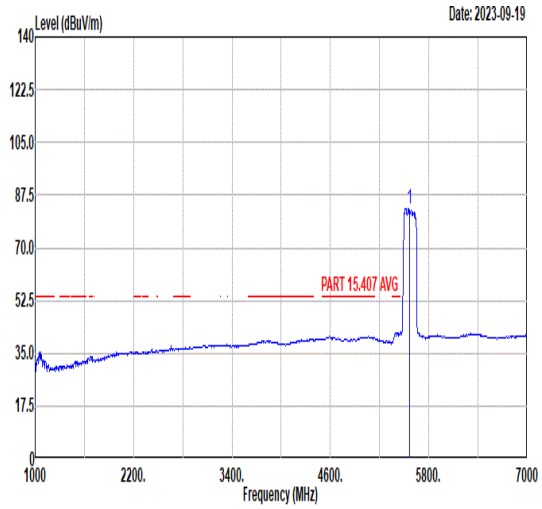 Freq Level Limit Line Margin Read Level Ant Factor Cable Loss Preamp Factor APos TPos Remark MHz dBuV/m dBuV/m dB dBuV dB/m dB dB cm deg 1 5570.00 83.09 ------ ------ 73.44 34.72 8.33 33.40 142 93 AVERAGE

Mode	31	
	Band Edge - R	
	U-NII-2C_5.47-5.725_802.11ac VHT160_CH114_5570MHz	
ANT	CDD 0+1	
Pol.	Vertical	Fundamental
Peak	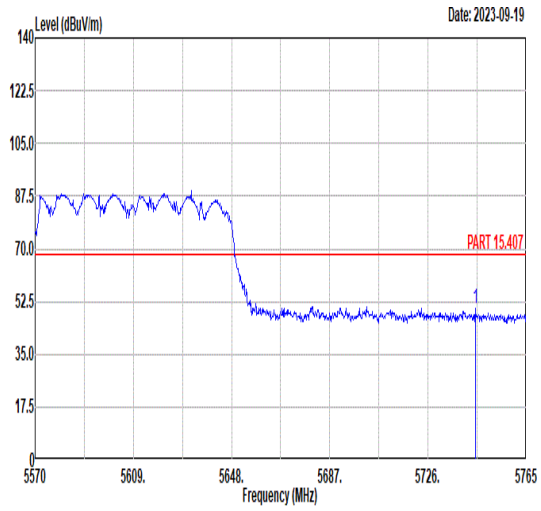 Freq Level Limit Line Margin Read Level Ant Factor Cable Loss Preamp Factor APos TPos Remark MHz dBuV/m dBuV/m dB dBuV dB/m dB dB cm deg 1 5744.72 49.95 68.30 -18.35 39.46 35.09 8.75 33.35 142 93 PEAK	Blank

Mode	31	
	Harmonic	
	U-NII-2C_5.47-5.725_802.11ac VHT160_CH114_5570MHz	
ANT	CDD 0+1	
Pol.	Horizontal	Vertical
Peak Avg	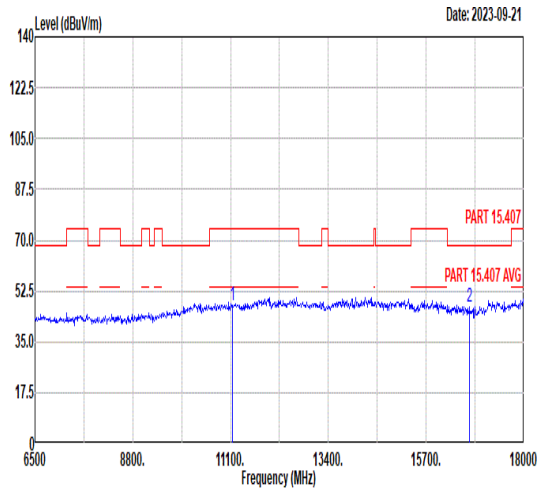 Freq Level Limit Line Margin Read Level Ant Factor Cable Loss Preamp Factor APos TPos Remark MHz dBuV/m dBuV/m dB dBuV dB/m dB dB cm deg 1 11140.00 47.61 74.00 -26.39 56.23 38.24 11.28 58.14 -- -- Peak 2 16710.00 47.06 68.30 -21.24 51.61 41.06 13.00 58.61 -- -- Peak	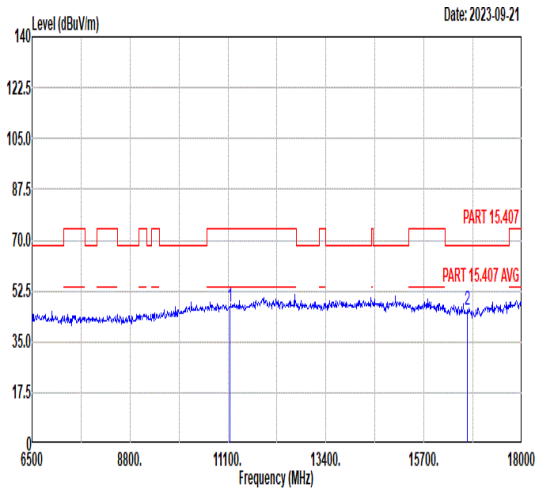 Freq Level Limit Line Margin Read Level Ant Factor Cable Loss Preamp Factor APos TPos Remark MHz dBuV/m dBuV/m dB dBuV dB/m dB dB cm deg 1 11140.00 46.89 74.00 -27.11 55.51 38.24 11.28 58.14 -- -- Peak 2 16710.00 46.17 68.30 -22.13 50.72 41.06 13.00 58.61 -- -- Peak

Mode	32	
	Band Edge	
	U-NII-1_5.15-5.25_802.11ax HE20_CH36_Full_5180MHz	
ANT	CDD 0+1	
Pol.	Horizontal	Fundamental
Peak	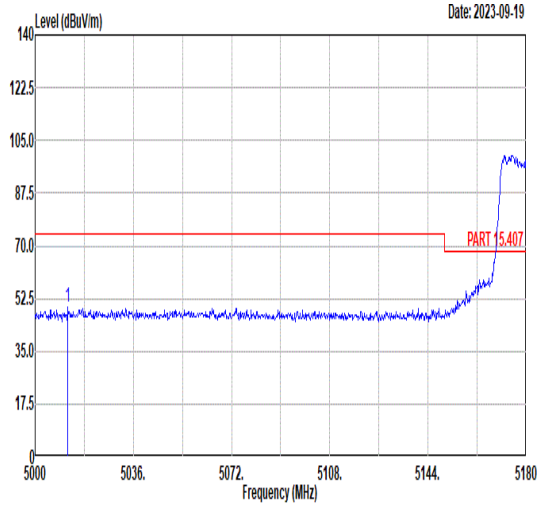 Freq Level Limit Line Margin Read Level Ant Factor Cable Loss Preamp Factor APos TPos Remark MHz dBuV/m dBuV/m dB dBuV dB/m dB dB cm deg 1 5012.06 49.53 74.00 -24.47 40.01 34.31 7.83 32.62 136 115 PEAK	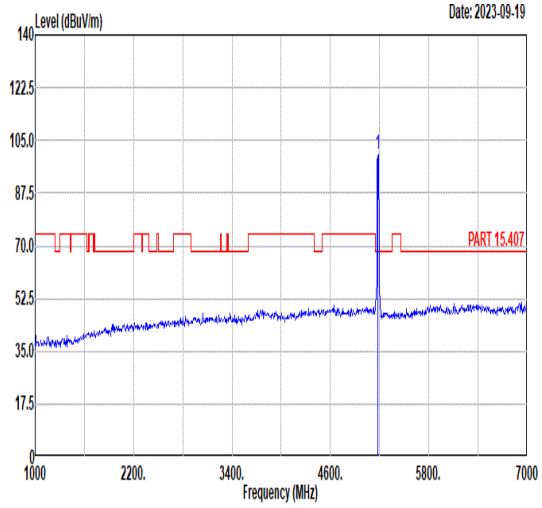 Freq Level Limit Line Margin Read Level Ant Factor Cable Loss Preamp Factor APos TPos Remark MHz dBuV/m dBuV/m dB dBuV dB/m dB dB cm deg 1 5180.00 100.33 ------ ------ 90.85 34.45 7.94 32.91 136 115 PEAK
Avg	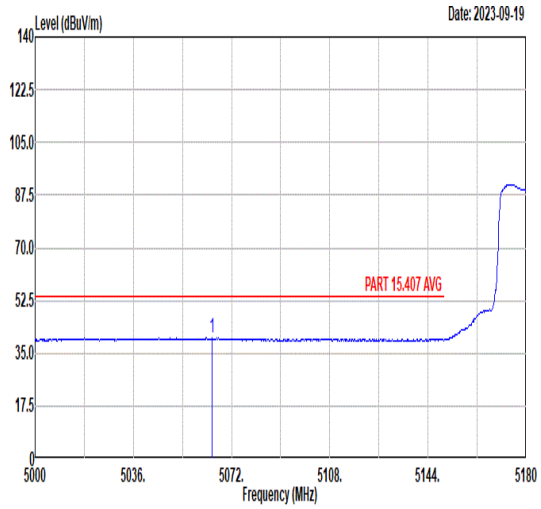 Freq Level Limit Line Margin Read Level Ant Factor Cable Loss Preamp Factor APos TPos Remark MHz dBuV/m dBuV/m dB dBuV dB/m dB dB cm deg 1 5064.98 40.01 54.00 -13.99 30.51 34.35 7.86 32.71 136 115 AVERAGE	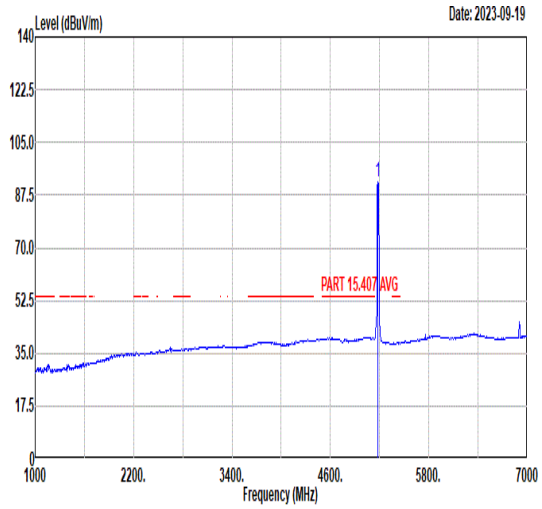 Freq Level Limit Line Margin Read Level Ant Factor Cable Loss Preamp Factor APos TPos Remark MHz dBuV/m dBuV/m dB dBuV dB/m dB dB cm deg 1 5180.00 91.94 ------ ------ 82.45 34.45 7.94 32.90 136 115 AVERAGE

Mode	32	
	Band Edge	
	U-NII-1_5.15-5.25_802.11ax HE20_CH36_Full_5180MHz	
ANT	CDD 0+1	
Pol.	Vertical	Fundamental
Peak	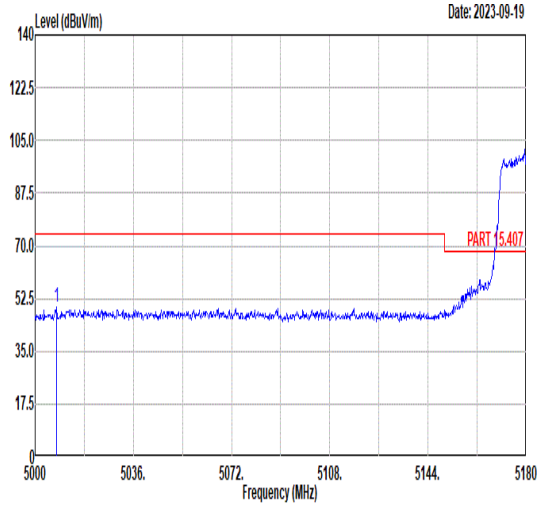 Freq Level Limit Line Margin Read Level Ant Factor Cable Loss Preamp Factor APos TPos Remark MHz dBuV/m dBuV/m dB dBuV dB/m dB dB cm deg 1 5007.74 49.45 74.00 -24.55 39.93 34.31 7.83 32.62 108 342 PEAK	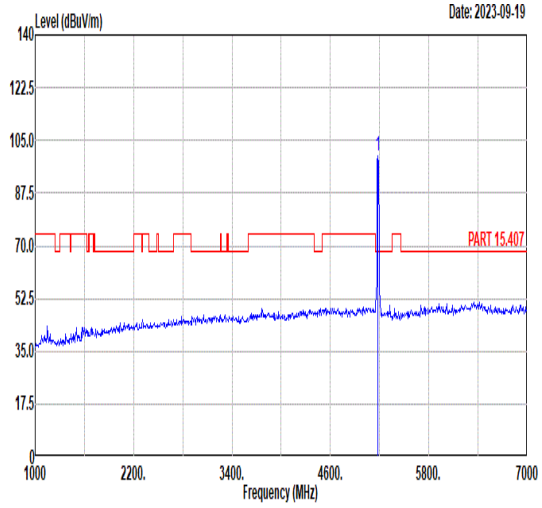 Freq Level Limit Line Margin Read Level Ant Factor Cable Loss Preamp Factor APos TPos Remark MHz dBuV/m dBuV/m dB dBuV dB/m dB dB cm deg 1 5180.00 99.97 ------ ------ 90.48 34.45 7.94 32.90 108 342 PEAK
Avg	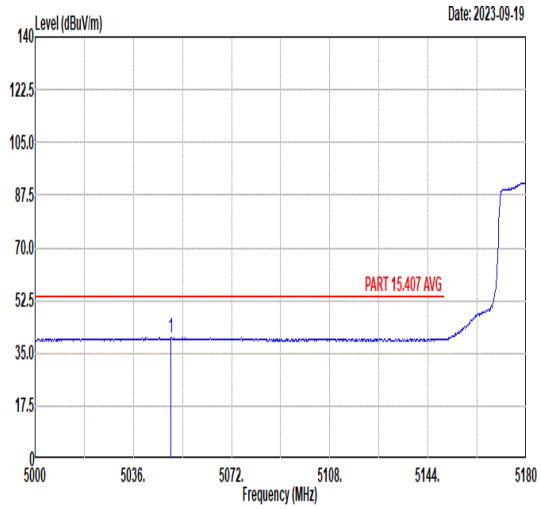 Freq Level Limit Line Margin Read Level Ant Factor Cable Loss Preamp Factor APos TPos Remark MHz dBuV/m dBuV/m dB dBuV dB/m dB dB cm deg 1 5049.86 40.07 54.00 -13.93 30.56 34.34 7.85 32.68 108 342 AVERAGE	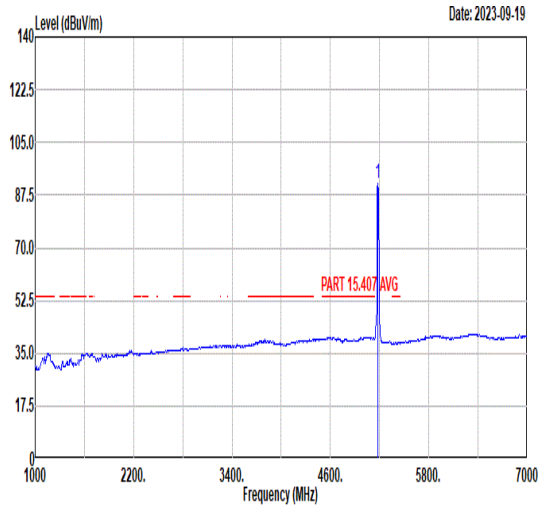 Freq Level Limit Line Margin Read Level Ant Factor Cable Loss Preamp Factor APos TPos Remark MHz dBuV/m dBuV/m dB dBuV dB/m dB dB cm deg 1 5180.00 91.27 ------ ------ 81.78 34.45 7.94 32.90 108 342 AVERAGE

Mode	32	
	Harmonic	
	U-NII-1_5.15-5.25_802.11ax HE20_CH36_Full_5180MHz	
ANT	CDD 0+1	
Pol.	Horizontal	Vertical
Peak Avg	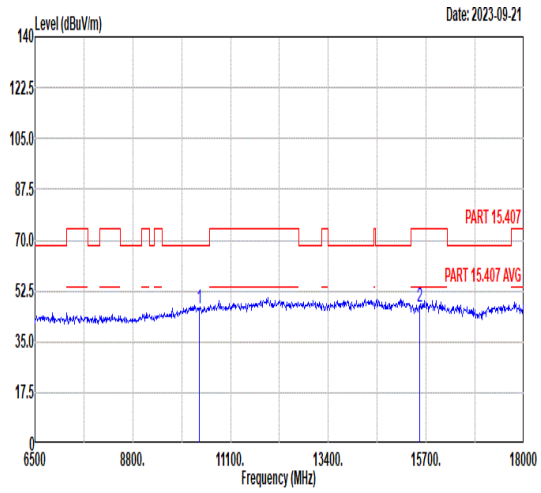 Freq Level Limit Line Margin Read Level Ant Factor Cable Loss Preamp Factor APos TPos Remark MHz dBuV/m dBuV/m dB dBuV dB/m dB dB cm deg 1 10360.00 46.66 68.30 -21.64 57.31 37.62 10.73 59.00 -- -- Peak 2 15540.00 47.04 74.00 -26.96 52.70 40.56 12.72 58.94 -- -- Peak	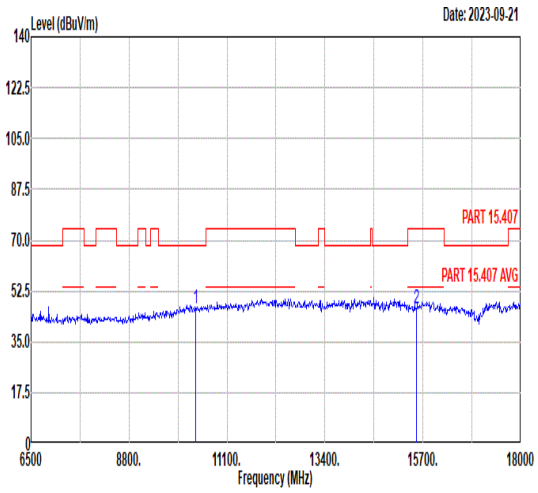 Freq Level Limit Line Margin Read Level Ant Factor Cable Loss Preamp Factor APos TPos Remark MHz dBuV/m dBuV/m dB dBuV dB/m dB dB cm deg 1 10360.00 46.29 68.30 -22.01 56.94 37.62 10.73 59.00 -- -- Peak 2 15540.00 46.68 74.00 -27.32 52.34 40.56 12.72 58.94 -- -- Peak

Mode	33	
	Harmonic	
	U-NII-1_5.15-5.25_802.11ax HE20_CH44_Full_5220MHz	
ANT	CDD 0+1	
Pol.	Horizontal	Vertical
Peak Avg	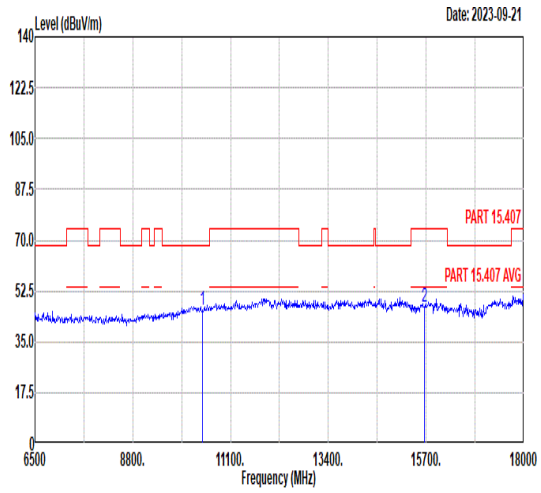 Freq Level Limit Line Margin Read Level Ant Factor Cable Loss Preamp Factor APos TPos Remark MHz dBuV/m dBuV/m dB dBuV dB/m dB dB cm deg 1 10440.00 46.16 68.30 -22.14 56.62 37.66 10.79 58.91 -- -- Peak 2 15660.00 47.20 74.00 -26.80 52.94 40.60 12.72 59.06 -- -- Peak	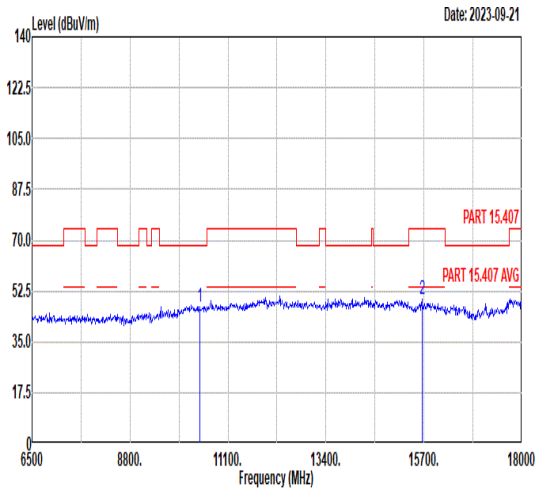 Freq Level Limit Line Margin Read Level Ant Factor Cable Loss Preamp Factor APos TPos Remark MHz dBuV/m dBuV/m dB dBuV dB/m dB dB cm deg 1 10440.00 47.07 68.30 -21.23 57.53 37.66 10.79 58.91 -- -- Peak 2 15660.00 49.43 74.00 -24.57 55.17 40.60 12.72 59.06 -- -- Peak

Mode	34	
	Harmonic	
	U-NII-1_5.15-5.25_802.11ax HE20_CH48_Full_5240MHz	
ANT	CDD 0+1	
Pol.	Horizontal	Vertical
Peak Avg	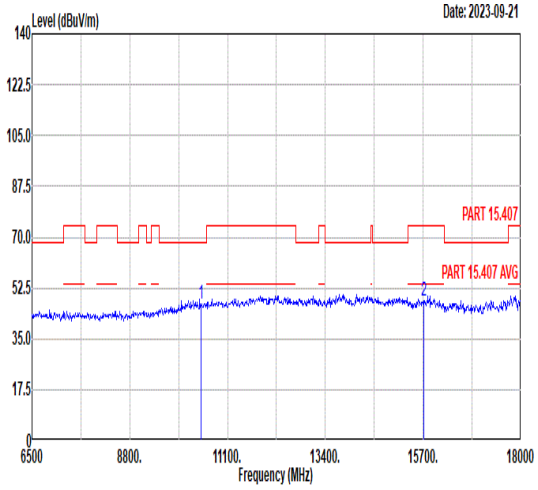 Freq Level Limit Line Margin Read Level Ant Factor Cable Loss Preamp Factor APos TPos Remark MHz dBuV/m dBuV/m dB dBuV dB/m dB dB cm deg 1 10480.00 46.88 68.30 -21.42 57.24 37.69 10.82 58.87 -- -- Peak 2 15720.00 48.20 74.00 -25.80 53.99 40.62 12.71 59.12 -- -- Peak	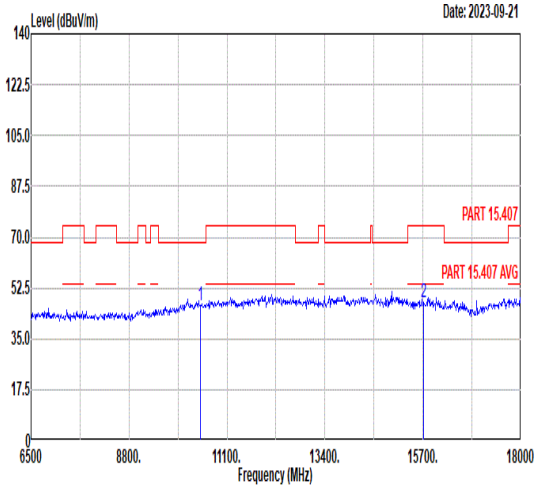 Freq Level Limit Line Margin Read Level Ant Factor Cable Loss Preamp Factor APos TPos Remark MHz dBuV/m dBuV/m dB dBuV dB/m dB dB cm deg 1 10480.00 46.49 68.30 -21.81 56.85 37.69 10.82 58.87 -- -- Peak 2 15720.00 47.62 74.00 -26.38 53.41 40.62 12.71 59.12 -- -- Peak

Mode	35	
	Harmonic	
	U-NII-2A_5.25-5.35_802.11ax HE20_CH52_Full_5280MHz	
ANT	CDD 0+1	
Pol.	Horizontal	Vertical
Peak Avg	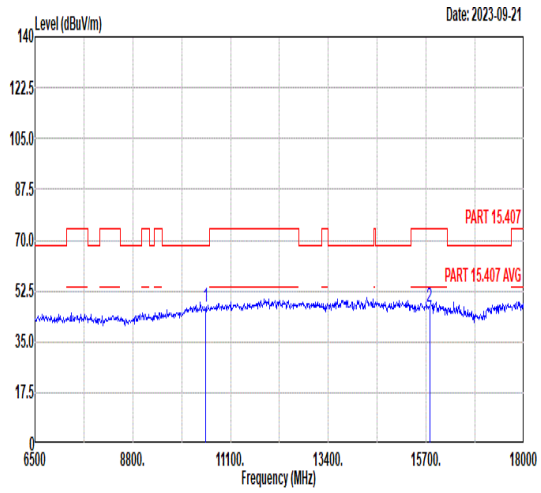 Freq Level Limit Line Margin Read Level Ant Factor Cable Loss Preamp Factor APos TPos Remark MHz dBuV/m dBuV/m dB dBuV dB/m dB dB cm deg 1 10520.00 47.20 68.30 -21.10 57.46 37.71 10.85 58.82 -- -- Peak 2 15780.00 47.17 74.00 -26.83 53.01 40.63 12.71 59.18 -- -- Peak	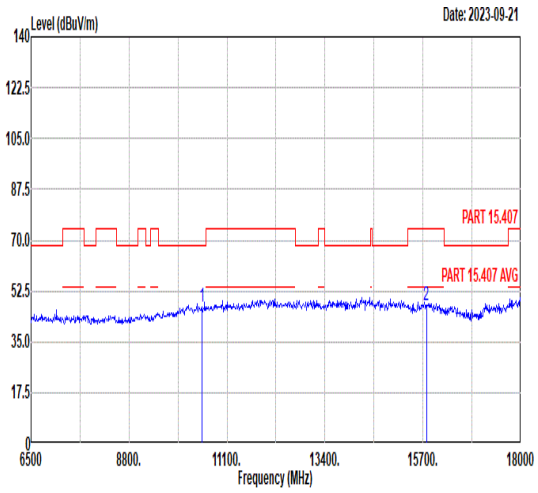 Freq Level Limit Line Margin Read Level Ant Factor Cable Loss Preamp Factor APos TPos Remark MHz dBuV/m dBuV/m dB dBuV dB/m dB dB cm deg 1 10520.00 46.93 68.30 -21.37 57.19 37.71 10.85 58.82 -- -- Peak 2 15780.00 47.69 74.00 -26.31 53.53 40.63 12.71 59.18 -- -- Peak

Mode	36	
	Harmonic	
	U-NII-2A_5.25-5.35_802.11ax HE20_CH60_Full_5300MHz	
ANT	CDD 0+1	
Pol.	Horizontal	Vertical
Peak Avg	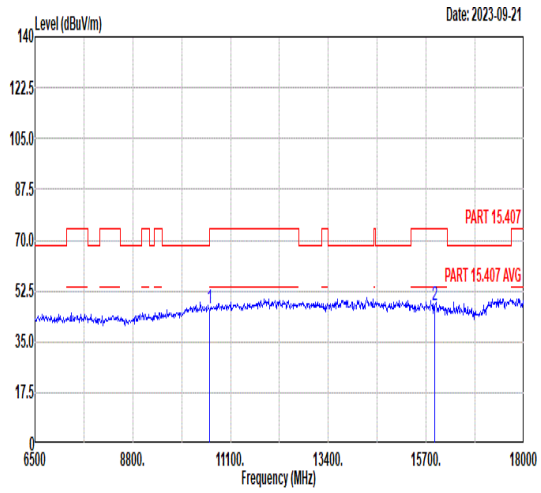 Freq Level Limit Line Margin Read Level Ant Factor Cable Loss Preamp Factor APos TPos Remark MHz dBuV/m dBuV/m dB dBuV dB/m dB dB cm deg 1 10600.00 46.30 74.00 -27.70 56.34 37.78 10.91 58.73 -- -- Peak 2 15900.00 47.39 74.00 -26.61 53.31 40.67 12.71 59.30 -- -- Peak	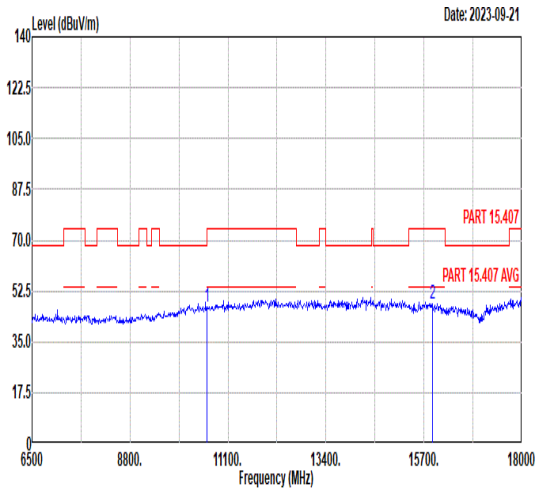 Freq Level Limit Line Margin Read Level Ant Factor Cable Loss Preamp Factor APos TPos Remark MHz dBuV/m dBuV/m dB dBuV dB/m dB dB cm deg 1 10600.00 47.26 74.00 -26.74 57.30 37.78 10.91 58.73 -- -- Peak 2 15900.00 48.26 74.00 -25.74 54.18 40.67 12.71 59.30 -- -- Peak

Mode	37	
	Band Edge	
	U-NII-2A_5.25-5.35_802.11ax HE20_CH64_Full_5320MHz	
ANT	CDD 0+1	
Pol.	Horizontal	Fundamental
Peak	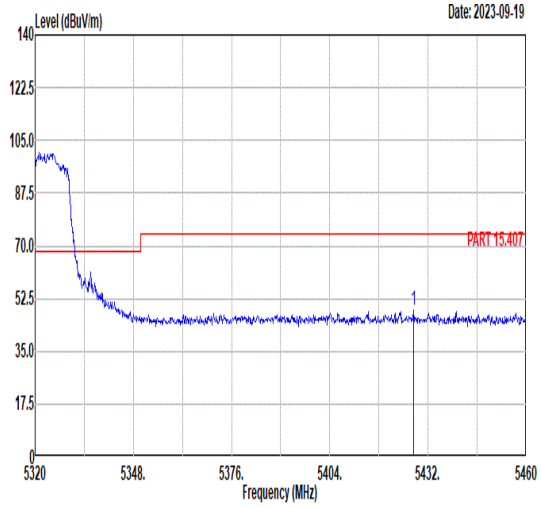 Freq Level Limit Line Margin Read Level Ant Factor Cable Loss Preamp Factor APos TPos Remark MHz dBuV/m dBuV/m dB dBuV dB/m dB dB cm deg 1 5427.80 48.38 74.00 -25.62 38.59 34.64 8.45 33.30 107 91 PEAK	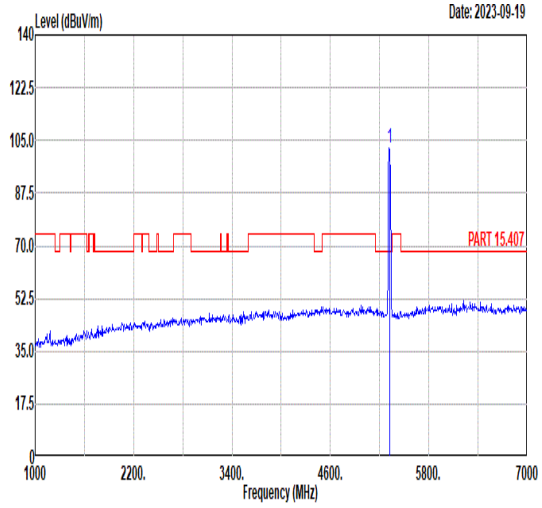 Freq Level Limit Line Margin Read Level Ant Factor Cable Loss Preamp Factor APos TPos Remark MHz dBuV/m dBuV/m dB dBuV dB/m dB dB cm deg 1 5320.00 102.38 ------ ------ 92.71 34.55 8.23 33.11 107 91 PEAK
Avg	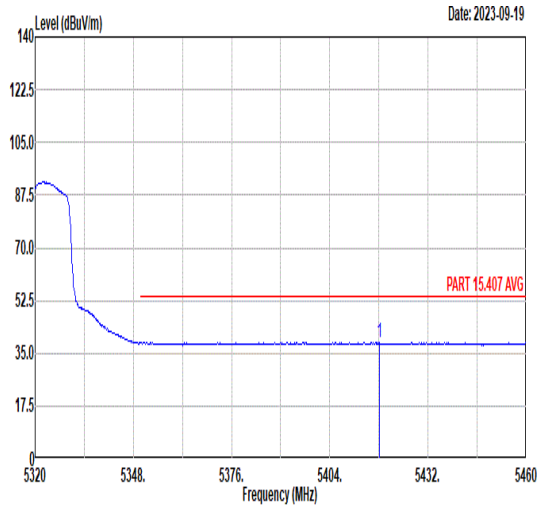 Freq Level Limit Line Margin Read Level Ant Factor Cable Loss Preamp Factor APos TPos Remark MHz dBuV/m dBuV/m dB dBuV dB/m dB dB cm deg 1 5418.14 38.58 54.00 -15.42 28.76 34.63 8.47 33.28 107 91 AVERAGE	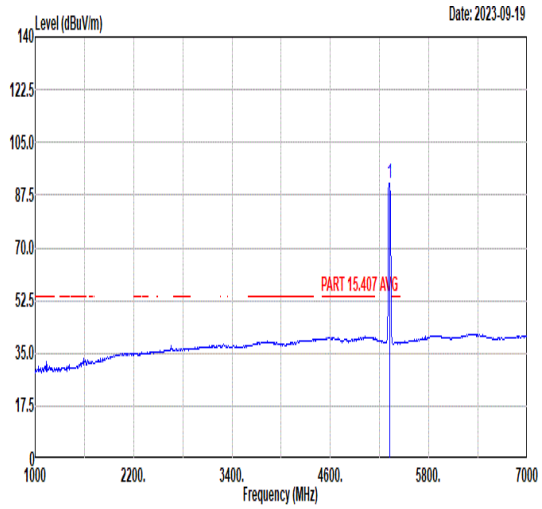 Freq Level Limit Line Margin Read Level Ant Factor Cable Loss Preamp Factor APos TPos Remark MHz dBuV/m dBuV/m dB dBuV dB/m dB dB cm deg 1 5320.00 91.44 ------ ------ 81.76 34.55 8.25 33.12 107 91 AVERAGE

Mode	37	
	Band Edge	
	U-NII-2A_5.25-5.35_802.11ax HE20_CH64_Full_5320MHz	
ANT	CDD 0+1	
Pol.	Vertical	Fundamental
Peak	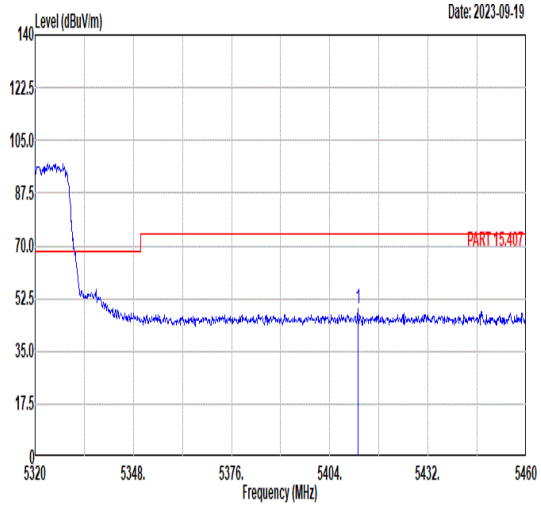 Freq Level Limit Line Margin Read Level Ant Factor Cable Loss Preamp Factor APos TPos Remark MHz dBuV/m dBuV/m dB dBuV dB/m dB dB cm deg 1 5411.98 49.05 74.00 -24.95 39.22 34.63 8.47 33.27 118 323 PEAK	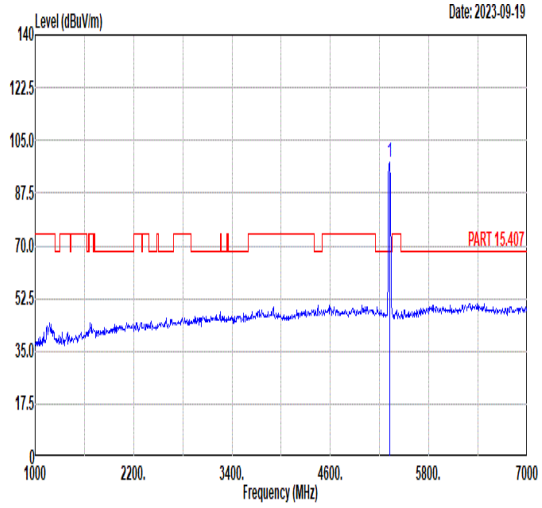 Freq Level Limit Line Margin Read Level Ant Factor Cable Loss Preamp Factor APos TPos Remark MHz dBuV/m dBuV/m dB dBuV dB/m dB dB cm deg 1 5320.00 97.63 ------ ------ 87.95 34.55 8.25 33.12 118 323 PEAK
Avg	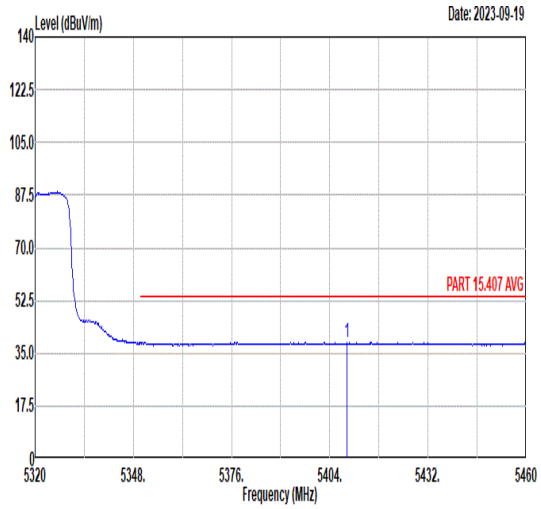 Freq Level Limit Line Margin Read Level Ant Factor Cable Loss Preamp Factor APos TPos Remark MHz dBuV/m dBuV/m dB dBuV dB/m dB dB cm deg 1 5408.90 38.55 54.00 -15.45 28.72 34.62 8.48 33.27 118 323 AVERAGE	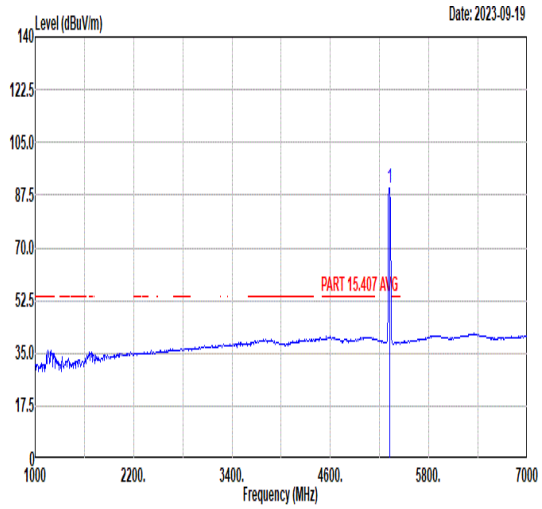 Freq Level Limit Line Margin Read Level Ant Factor Cable Loss Preamp Factor APos TPos Remark MHz dBuV/m dBuV/m dB dBuV dB/m dB dB cm deg 1 5320.00 89.94 ------ ------ 80.26 34.55 8.25 33.12 118 323 AVERAGE

Mode	37	
	Harmonic	
	U-NII-2A_5.25-5.35_802.11ax HE20_CH64_Full_5320MHz	
ANT	CDD 0+1	
Pol.	Horizontal	Vertical
Peak Avg	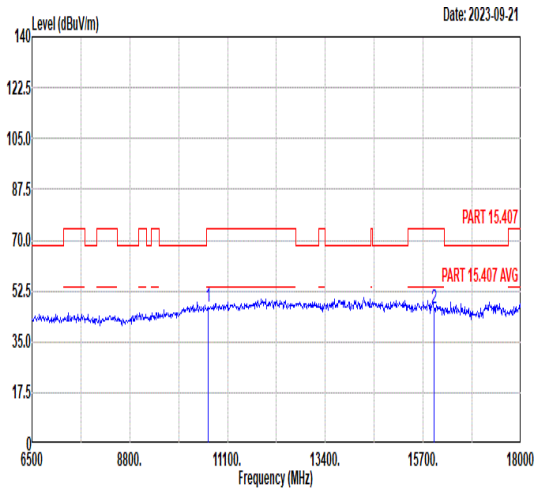 Freq Level Limit Line Margin Read Level Ant Factor Cable Loss Preamp Factor APos TPos Remark MHz dBuV/m dBuV/m dB dBuV dB/m dB dB cm deg 1 10640.00 46.81 74.00 -27.19 56.75 37.81 10.94 58.69 -- -- Peak 2 15960.00 46.27 74.00 -27.73 52.25 40.69 12.70 59.37 -- -- Peak	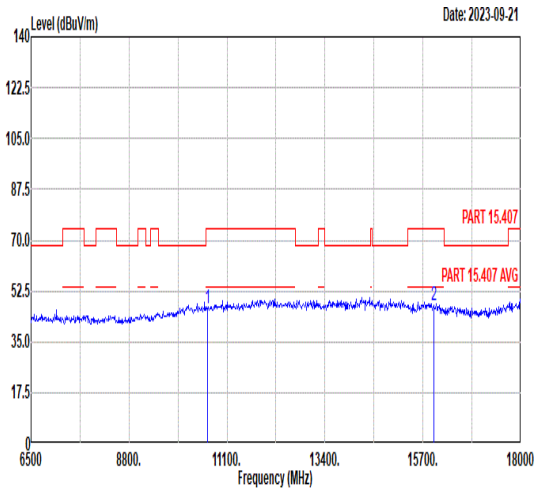 Freq Level Limit Line Margin Read Level Ant Factor Cable Loss Preamp Factor APos TPos Remark MHz dBuV/m dBuV/m dB dBuV dB/m dB dB cm deg 1 10640.00 46.60 74.00 -27.40 56.54 37.81 10.94 58.69 -- -- Peak 2 15960.00 47.35 74.00 -26.65 53.33 40.69 12.70 59.37 -- -- Peak

Mode	38	
	Band Edge	
	U-NII-2C_5.47-5.725_802.11ax HE20_CH100_5500MHz	
ANT	CDD 0+1	
Pol.	Horizontal	Fundamental
Peak	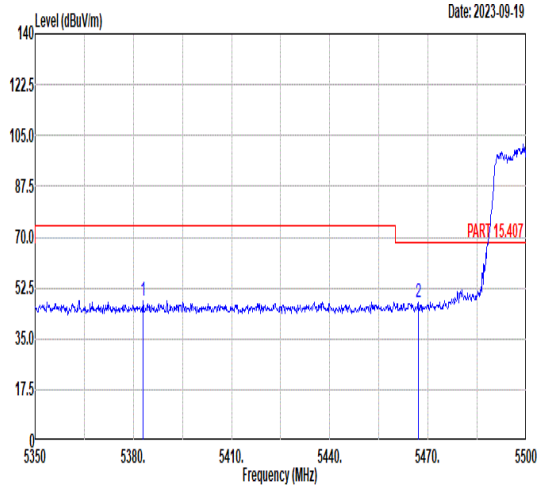 Freq Level Limit Line Margin Read Level Ant Factor Cable Loss Preamp Factor APos TPos Remark MHz dBuV/m dBuV/m dB dBuV dB/m dB dB cm deg 1 5383.00 47.97 74.00 -26.03 38.17 34.60 8.42 33.22 144 100 PEAK 2 5467.00 47.33 68.30 -20.97 37.62 34.67 8.40 33.36 144 100 PEAK	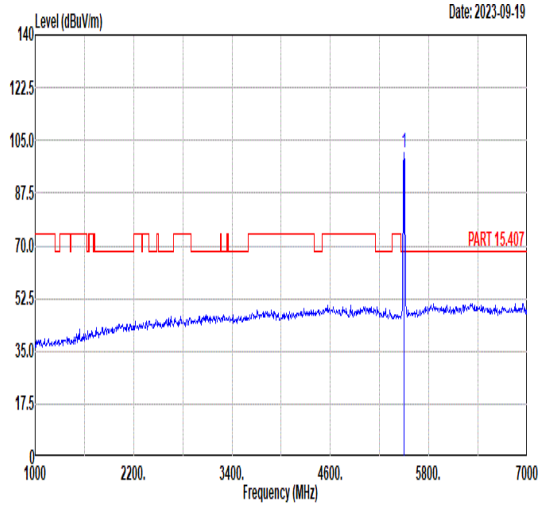 Freq Level Limit Line Margin Read Level Ant Factor Cable Loss Preamp Factor APos TPos Remark MHz dBuV/m dBuV/m dB dBuV dB/m dB dB cm deg 1 5500.00 101.03 ------ ------ 91.37 34.70 8.36 33.40 144 100 PEAK
Avg	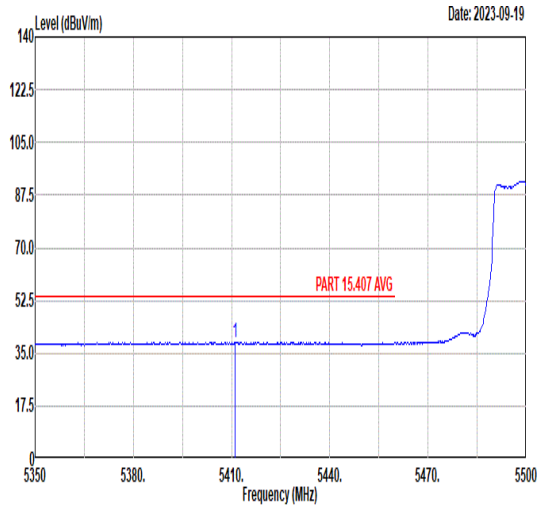 Freq Level Limit Line Margin Read Level Ant Factor Cable Loss Preamp Factor APos TPos Remark MHz dBuV/m dBuV/m dB dBuV dB/m dB dB cm deg 1 5411.05 38.66 54.00 -15.34 28.83 34.63 8.47 33.27 144 100 AVERAGE	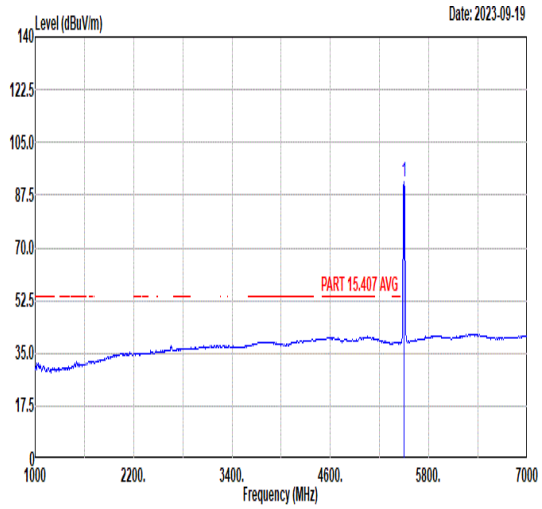 Freq Level Limit Line Margin Read Level Ant Factor Cable Loss Preamp Factor APos TPos Remark MHz dBuV/m dBuV/m dB dBuV dB/m dB dB cm deg 1 5500.00 92.10 ------ ------ 82.44 34.70 8.36 33.40 144 100 AVERAGE

Mode	38	
	Band Edge	
	U-NII-2C_5.47-5.725_802.11ax HE20_CH100_5500MHz	
ANT	CDD 0+1	
Pol.	Vertical	Fundamental
Peak	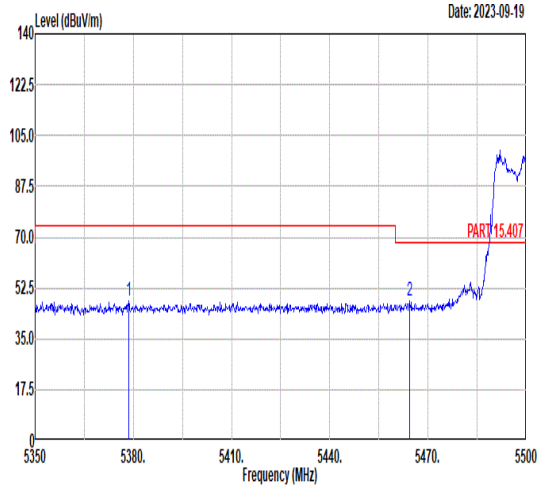 Freq Level Limit Line Margin Read Level Ant Factor Cable Loss Preamp Factor APos TPos Remark MHz dBuV/m dBuV/m dB dBuV dB/m dB dB cm deg 1 5378.65 47.82 74.00 -26.18 38.04 34.60 8.40 33.22 144 89 PEAK 2 5464.30 48.14 68.30 -20.16 38.43 34.67 8.40 33.36 144 89 PEAK	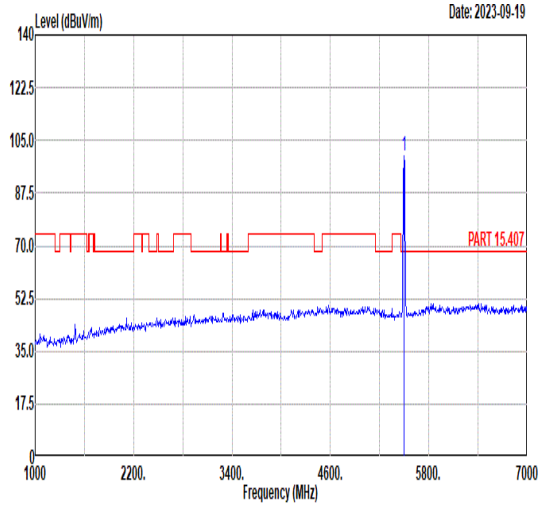 Freq Level Limit Line Margin Read Level Ant Factor Cable Loss Preamp Factor APos TPos Remark MHz dBuV/m dBuV/m dB dBuV dB/m dB dB cm deg 1 5500.00 99.96 ------ ------ 90.30 34.70 8.36 33.40 144 89 PEAK
Avg	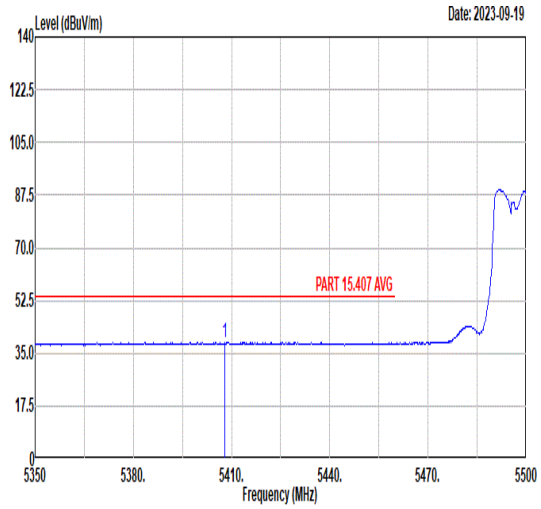 Freq Level Limit Line Margin Read Level Ant Factor Cable Loss Preamp Factor APos TPos Remark MHz dBuV/m dBuV/m dB dBuV dB/m dB dB cm deg 1 5407.90 38.60 54.00 -15.40 28.76 34.62 8.48 33.26 144 89 AVERAGE	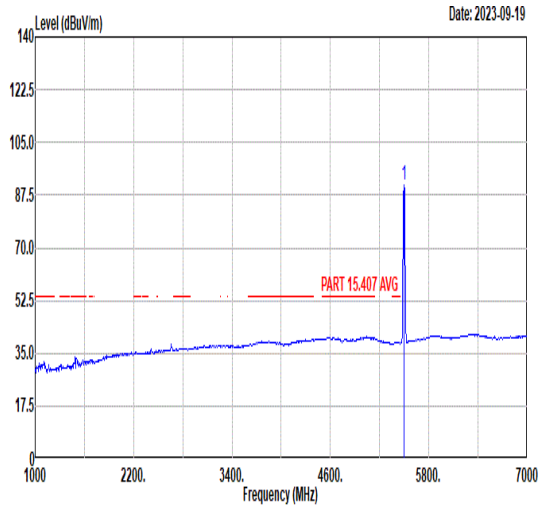 Freq Level Limit Line Margin Read Level Ant Factor Cable Loss Preamp Factor APos TPos Remark MHz dBuV/m dBuV/m dB dBuV dB/m dB dB cm deg 1 5500.00 90.98 ------ ------ 81.32 34.70 8.36 33.40 144 89 AVERAGE

Mode	38	
	Harmonic	
	U-NII-2C_5.47-5.725_802.11ax HE20_CH100_5500MHz	
ANT	CDD 0+1	
Pol.	Horizontal	Vertical
Peak Avg	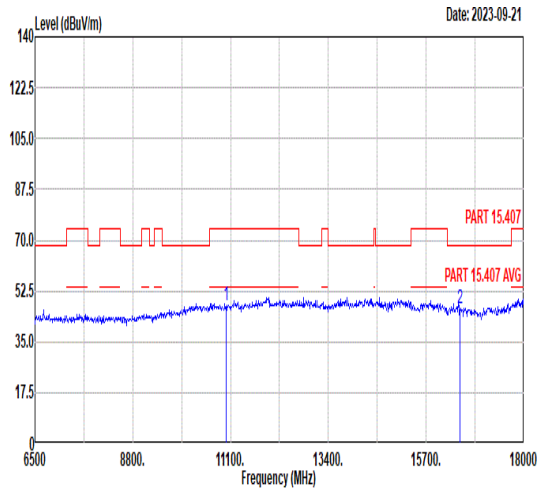 Freq Level Limit Line Margin Read Level Ant Factor Cable Loss Preamp Factor APos TPos Remark MHz dBuV/m dBuV/m dB dBuV dB/m dB dB cm deg 1 11000.00 47.36 74.00 -26.64 56.35 38.10 11.21 58.30 -- -- Peak 2 16500.00 46.66 68.30 -21.64 51.65 40.95 12.91 58.85 -- -- Peak	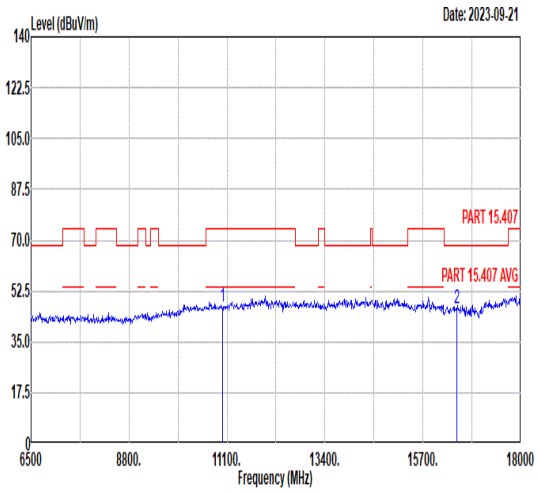 Freq Level Limit Line Margin Read Level Ant Factor Cable Loss Preamp Factor APos TPos Remark MHz dBuV/m dBuV/m dB dBuV dB/m dB dB cm deg 1 11000.00 46.82 74.00 -27.18 55.81 38.10 11.21 58.30 -- -- Peak 2 16500.00 46.65 68.30 -21.65 51.64 40.95 12.91 58.85 -- -- Peak

Mode	39	
	Harmonic	
	U-NII-2C_5.47-5.725_802.11ax HE20_CH116_5580MHz	
ANT	CDD 0+1	
Pol.	Horizontal	Vertical
Peak Avg	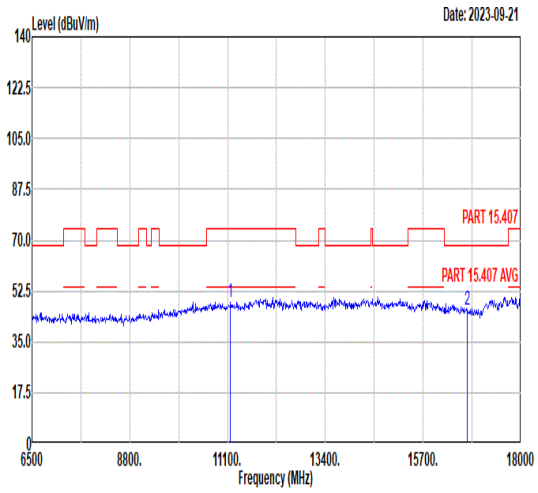 Freq Level Limit Line Margin Read Level Ant Factor Cable Loss Preamp Factor APos TPos Remark MHz dBuV/m dBuV/m dB dBuV dB/m dB dB cm deg 1 11160.00 48.41 74.00 -25.59 56.98 38.26 11.29 58.12 -- -- Peak 2 16740.00 46.01 68.30 -22.29 50.51 41.07 13.01 58.58 -- -- Peak	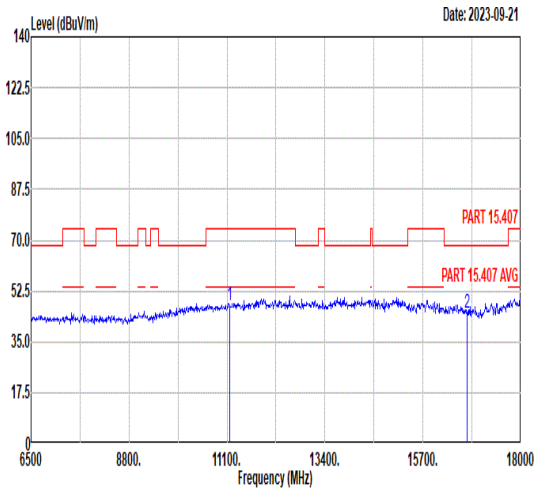 Freq Level Limit Line Margin Read Level Ant Factor Cable Loss Preamp Factor APos TPos Remark MHz dBuV/m dBuV/m dB dBuV dB/m dB dB cm deg 1 11160.00 47.73 74.00 -26.27 56.30 38.26 11.29 58.12 -- -- Peak 2 16740.00 45.06 68.30 -23.24 49.56 41.07 13.01 58.58 -- -- Peak

Mode	40	
	Band Edge	
	U-NII-2C_5.47-5.725_802.11ax HE20_CH140_5700MHz	
ANT	CDD 0+1	
Pol.	Horizontal	Fundamental
Peak	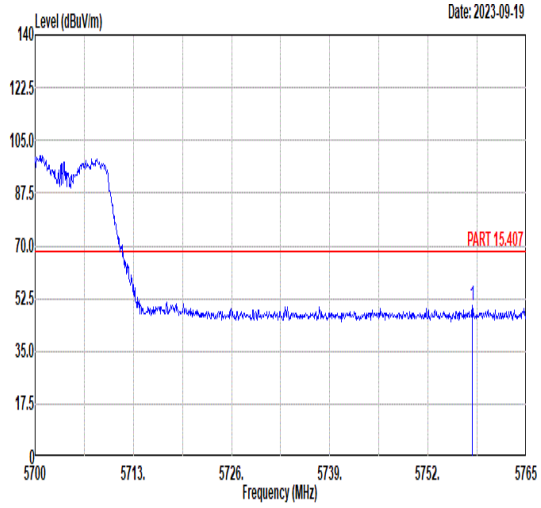 Freq Level Limit Line Margin Read Level Ant Factor Cable Loss Preamp Factor APos TPos Remark MHz dBuV/m dBuV/m dB dBuV dB/m dB dB cm deg 1 5757.85 49.96 68.30 -18.34 39.40 35.11 8.80 33.35 106 11 PEAK	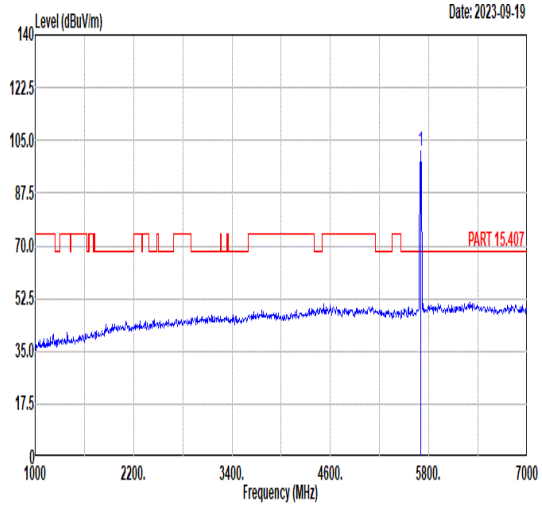 Freq Level Limit Line Margin Read Level Ant Factor Cable Loss Preamp Factor APos TPos Remark MHz dBuV/m dBuV/m dB dBuV dB/m dB dB cm deg 1 5700.00 101.64 ------ ------ 91.42 35.01 8.57 33.36 106 11 PEAK
Avg	Blank	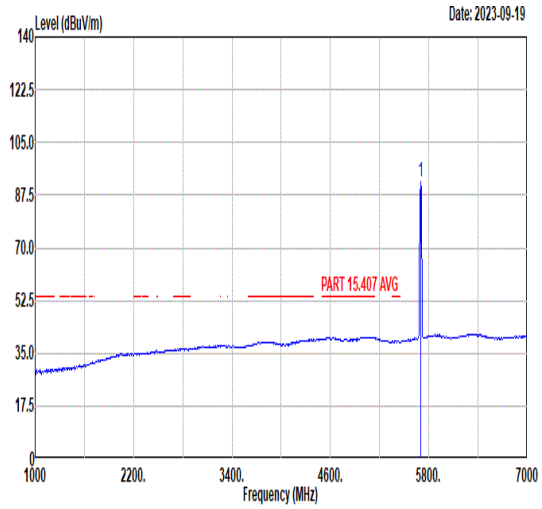 Freq Level Limit Line Margin Read Level Ant Factor Cable Loss Preamp Factor APos TPos Remark MHz dBuV/m dBuV/m dB dBuV dB/m dB dB cm deg 1 5700.00 92.07 ------ ------ 81.85 35.01 8.57 33.36 106 11 AVERAGE

Mode	40	
	Band Edge	
	U-NII-2C_5.47-5.725_802.11ax HE20_CH140_5700MHz	
ANT	CDD 0+1	
Pol.	Vertical	Fundamental
Peak	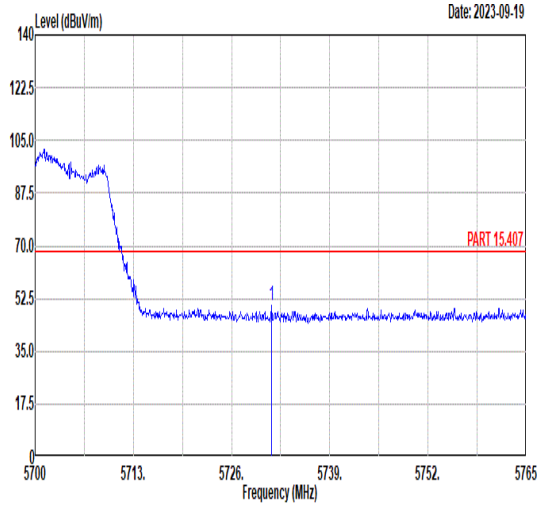 Freq Level Limit Line Margin Read Level Ant Factor Cable Loss Preamp Factor APos TPos Remark MHz dBuV/m dBuV/m dB dBuV dB/m dB dB cm deg 1 5731.27 50.44 68.30 -17.86 40.02 35.07 8.70 33.35 147 89 PEAK	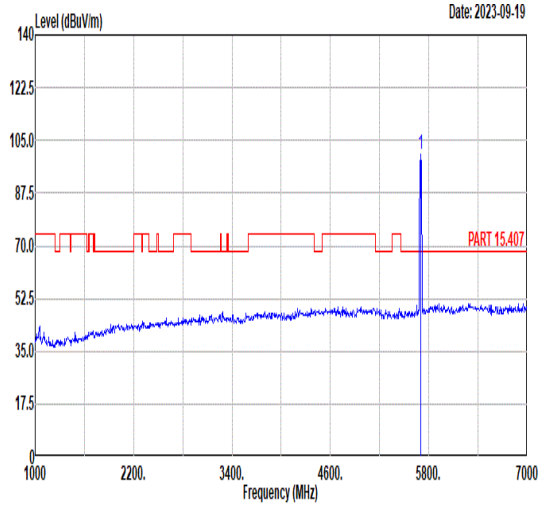 Freq Level Limit Line Margin Read Level Ant Factor Cable Loss Preamp Factor APos TPos Remark MHz dBuV/m dBuV/m dB dBuV dB/m dB dB cm deg 1 5700.00 100.31 ------ ------ 90.05 35.02 8.60 33.36 147 89 PEAK
Avg	Blank	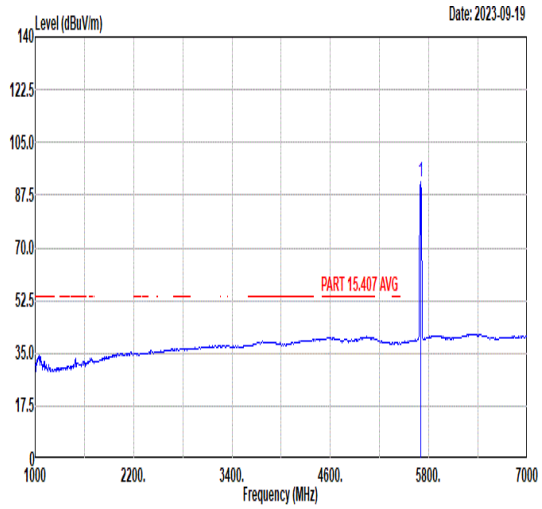 Freq Level Limit Line Margin Read Level Ant Factor Cable Loss Preamp Factor APos TPos Remark MHz dBuV/m dBuV/m dB dBuV dB/m dB dB cm deg 1 5700.00 91.77 ------ ------ 81.51 35.02 8.60 33.36 147 89 AVERAGE

Mode	40	
	Harmonic	
	U-NII-2C_5.47-5.725_802.11ax HE20_CH140_5700MHz	
ANT	CDD 0+1	
Pol.	Horizontal	Vertical
Peak Avg	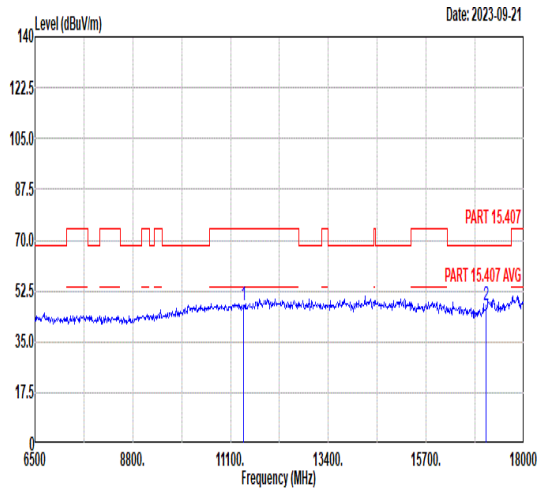 Freq Level Limit Line Margin Read Level Ant Factor Cable Loss Preamp Factor APos TPos Remark MHz dBuV/m dBuV/m dB dBuV dB/m dB dB cm deg 1 11400.00 47.71 74.00 -26.29 55.66 38.50 11.41 57.86 -- -- Peak 2 17100.00 47.45 68.30 -20.85 51.23 41.24 13.14 58.16 -- -- Peak	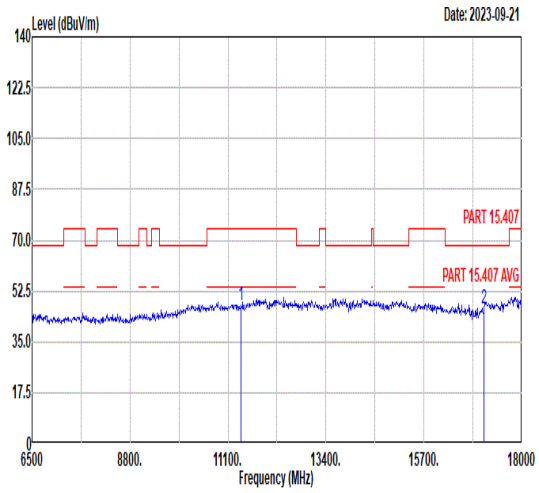 Freq Level Limit Line Margin Read Level Ant Factor Cable Loss Preamp Factor APos TPos Remark MHz dBuV/m dBuV/m dB dBuV dB/m dB dB cm deg 1 11400.00 47.61 74.00 -26.39 55.56 38.50 11.41 57.86 -- -- Peak 2 17100.00 46.60 68.30 -21.70 50.38 41.24 13.14 58.16 -- -- Peak

Mode	41	
	Band Edge	
	U-NII-1_5.15-5.25_802.11ax HE20_CH36_Partial RU26/0_5180MHz	
ANT	CDD 0+1	
Pol.	Horizontal	Fundamental
Peak	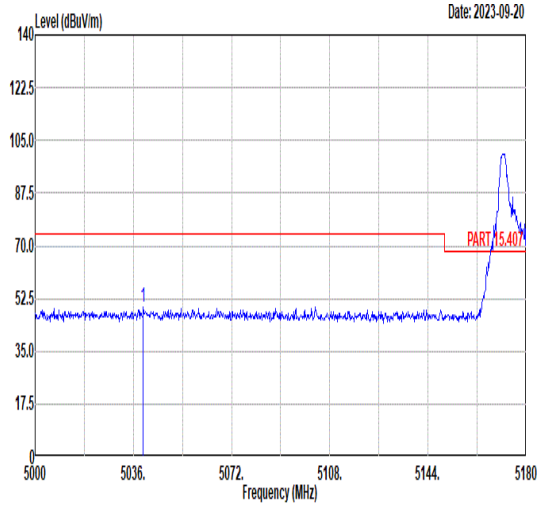 Freq Level Limit Line Margin Read Level Ant Factor Cable Loss Preamp Factor APos TPos Remark MHz dBuV/m dBuV/m dB dBuV dB/m dB dB cm deg 1 5039.60 49.60 74.00 -24.40 40.09 34.33 7.85 32.67 176 113 PEAK	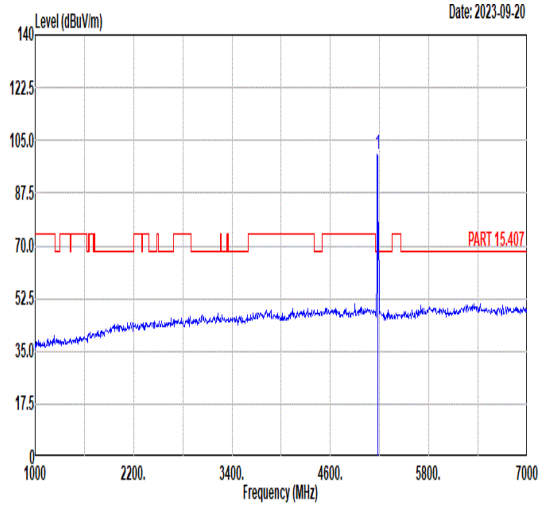 Freq Level Limit Line Margin Read Level Ant Factor Cable Loss Preamp Factor APos TPos Remark MHz dBuV/m dBuV/m dB dBuV dB/m dB dB cm deg 1 5180.00 100.18 ------ ------ 90.69 34.44 7.93 32.88 176 113 PEAK
Avg	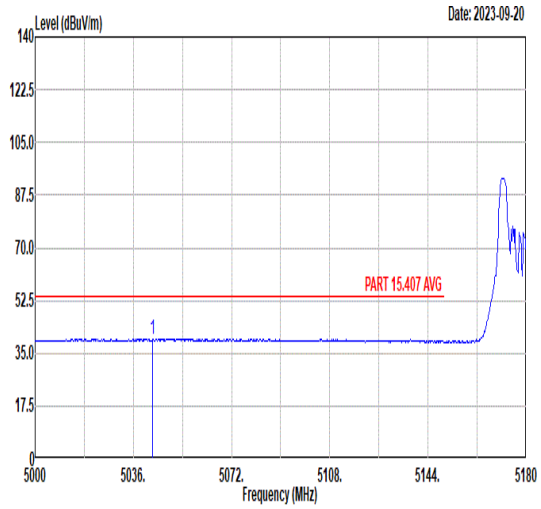 Freq Level Limit Line Margin Read Level Ant Factor Cable Loss Preamp Factor APos TPos Remark MHz dBuV/m dBuV/m dB dBuV dB/m dB dB cm deg 1 5043.02 39.89 54.00 -14.11 30.37 34.34 7.85 32.67 176 113 AVERAGE	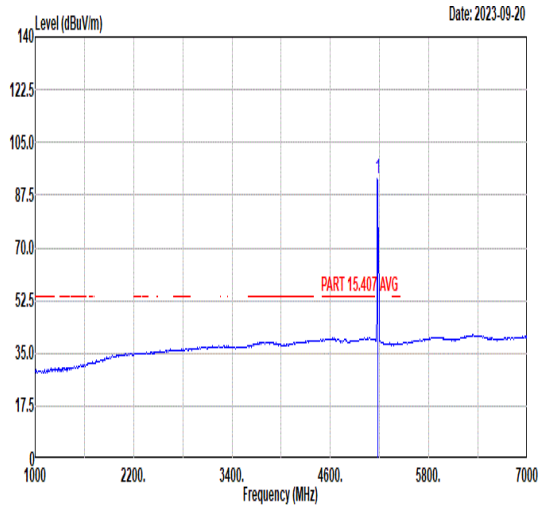 Freq Level Limit Line Margin Read Level Ant Factor Cable Loss Preamp Factor APos TPos Remark MHz dBuV/m dBuV/m dB dBuV dB/m dB dB cm deg 1 5180.00 93.07 ------ ------ 83.58 34.44 7.93 32.88 176 113 AVERAGE

Mode	41	
	Band Edge	
	U-NII-1_5.15-5.25_802.11ax HE20_CH36_Partial RU26/0_5180MHz	
ANT	CDD 0+1	
Pol.	Vertical	Fundamental
Peak	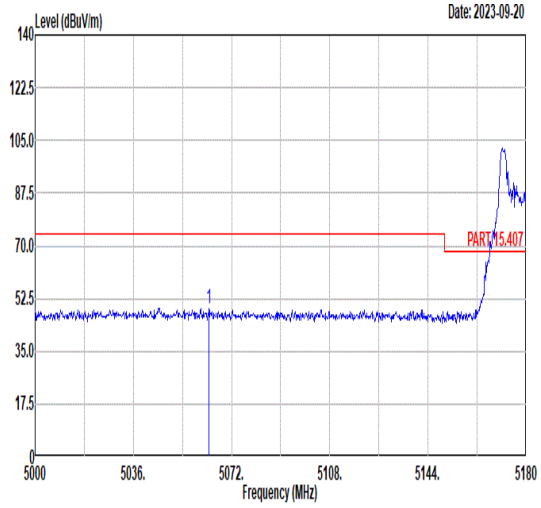 Freq Level Limit Line Margin Read Level Ant Factor Cable Loss Preamp Factor APos TPos Remark MHz dBuV/m dBuV/m dB dBuV dB/m dB dB cm deg 1 5063.72 49.39 74.00 -24.61 39.89 34.35 7.86 32.71 197 93 PEAK	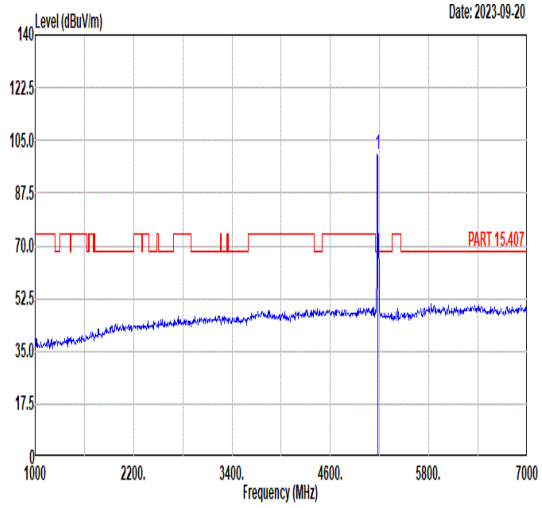 Freq Level Limit Line Margin Read Level Ant Factor Cable Loss Preamp Factor APos TPos Remark MHz dBuV/m dBuV/m dB dBuV dB/m dB dB cm deg 1 5180.00 100.50 ------ ------ 91.01 34.44 7.93 32.88 197 93 PEAK
Avg	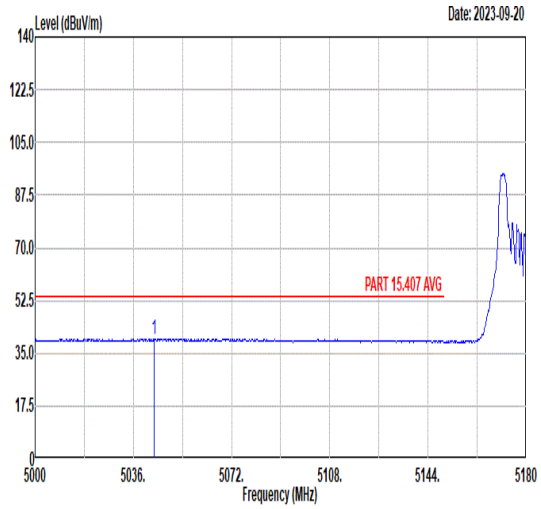 Freq Level Limit Line Margin Read Level Ant Factor Cable Loss Preamp Factor APos TPos Remark MHz dBuV/m dBuV/m dB dBuV dB/m dB dB cm deg 1 5043.74 39.83 54.00 -14.17 30.31 34.34 7.85 32.67 197 93 AVERAGE	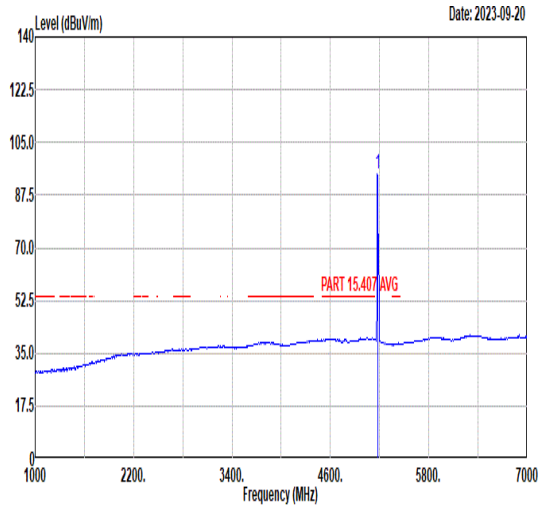 Freq Level Limit Line Margin Read Level Ant Factor Cable Loss Preamp Factor APos TPos Remark MHz dBuV/m dBuV/m dB dBuV dB/m dB dB cm deg 1 5180.00 94.38 ------ ------ 84.89 34.44 7.93 32.88 197 93 AVERAGE

Mode	42	
	Band Edge - L	
	U-NII-1_5.15-5.25_802.11ax HE20_CH48_Partial RU26/8_5240MHz	
ANT	CDD 0+1	
Pol.	Horizontal	Fundamental
Peak	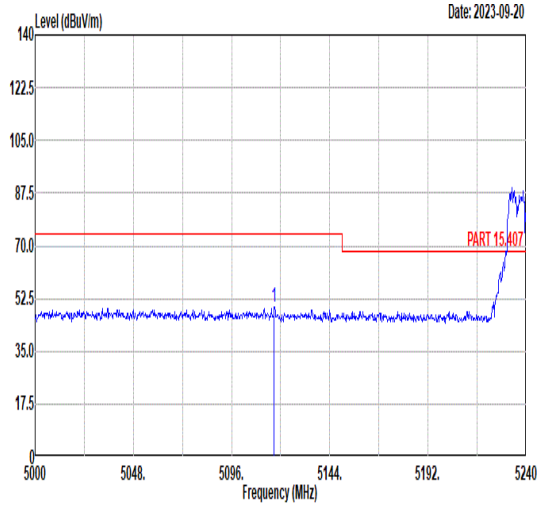 Freq Level Limit Line Margin Read Level Ant Factor Cable Loss Preamp Factor APos TPos Remark MHz dBuV/m dBuV/m dB dBuV dB/m dB dB cm deg 1 5116.88 49.56 74.00 -24.44 40.05 34.40 7.90 32.79 183 138 PEAK	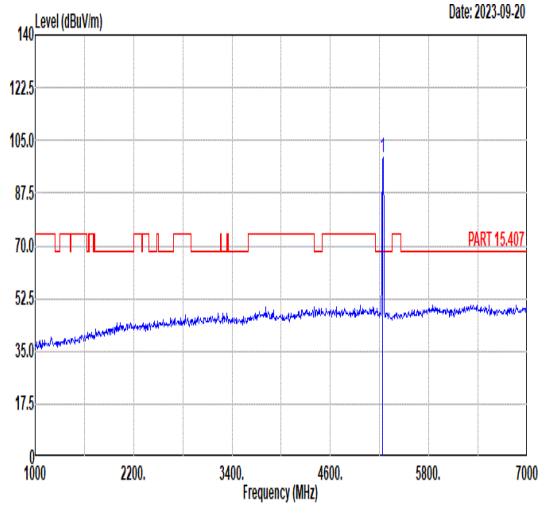 Freq Level Limit Line Margin Read Level Ant Factor Cable Loss Preamp Factor APos TPos Remark MHz dBuV/m dBuV/m dB dBuV dB/m dB dB cm deg 1 5240.00 99.49 ------ ------ 89.93 34.50 8.06 33.00 183 138 PEAK
Avg	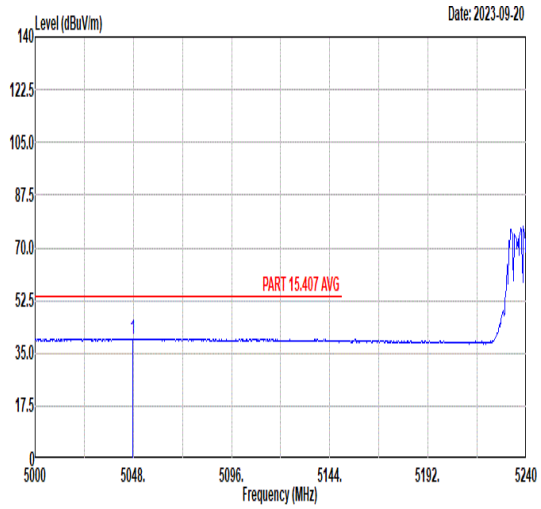 Freq Level Limit Line Margin Read Level Ant Factor Cable Loss Preamp Factor APos TPos Remark MHz dBuV/m dBuV/m dB dBuV dB/m dB dB cm deg 1 5047.52 39.87 54.00 -14.13 30.36 34.34 7.85 32.68 183 138 AVERAGE	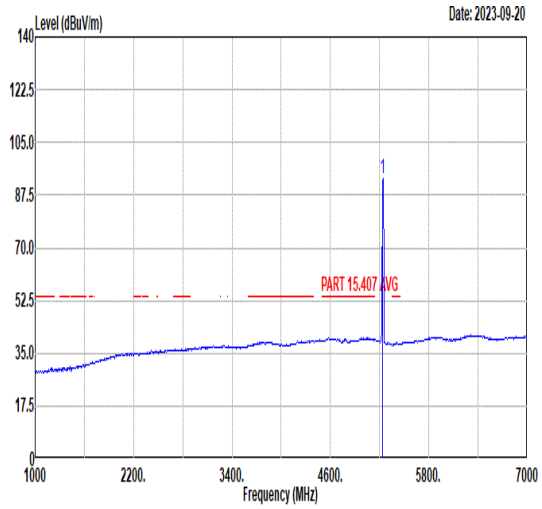 Freq Level Limit Line Margin Read Level Ant Factor Cable Loss Preamp Factor APos TPos Remark MHz dBuV/m dBuV/m dB dBuV dB/m dB dB cm deg 1 5240.00 92.72 ------ ------ 83.16 34.50 8.06 33.00 183 138 AVERAGE

Mode	42	
	Band Edge - R	
	U-NII-1_5.15-5.25_802.11ax HE20_CH48_Partial RU26/8_5240MHz	
ANT	CDD 0+1	
Pol.	Horizontal	Fundamental
Peak	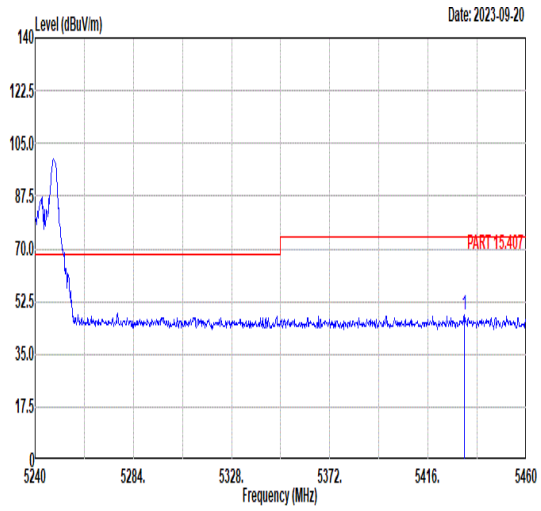 Freq Level Limit Line Margin Read Level Ant Factor Cable Loss Preamp Factor APos TPos Remark MHz dBuV/m dBuV/m dB dBuV dB/m dB dB cm deg 1 5432.28 48.06 74.00 -25.94 38.27 34.64 8.45 33.30 183 138 PEAK	Blank
Avg	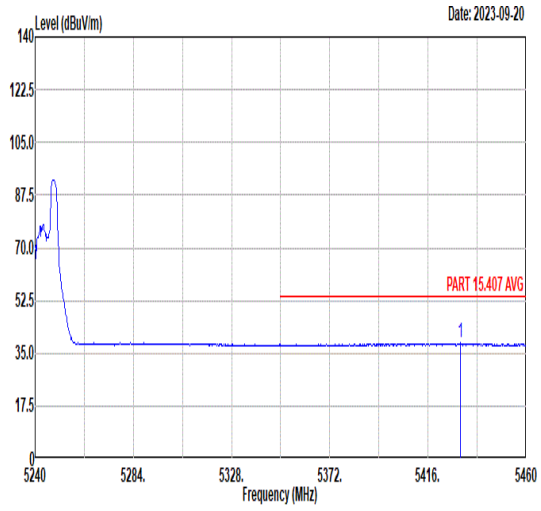 Freq Level Limit Line Margin Read Level Ant Factor Cable Loss Preamp Factor APos TPos Remark MHz dBuV/m dBuV/m dB dBuV dB/m dB dB cm deg 1 5430.52 38.33 54.00 -15.67 28.54 34.64 8.45 33.30 183 138 AVERAGE	Blank

Mode	42	
	Band Edge - L	
	U-NII-1_5.15-5.25_802.11ax HE20_CH48_Partial RU26/8_5240MHz	
ANT	CDD 0+1	
Pol.	Vertical	Fundamental
Peak	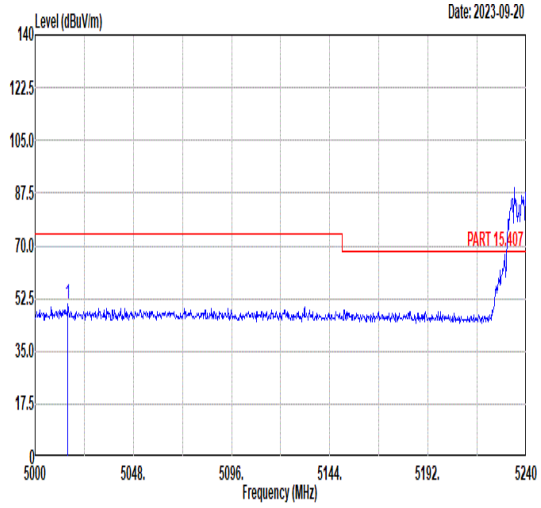 Freq Level Limit Line Margin Read Level Ant Factor Cable Loss Preamp Factor APos TPos Remark MHz dBuV/m dBuV/m dB dBuV dB/m dB dB cm deg 1 5016.08 50.46 74.00 -23.54 40.94 34.32 7.83 32.63 167 26 PEAK	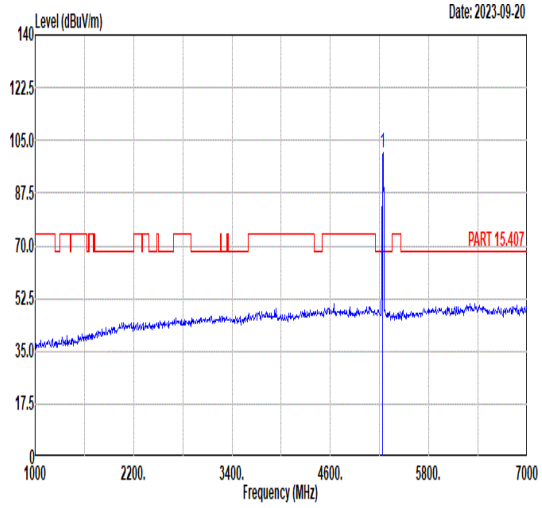 Freq Level Limit Line Margin Read Level Ant Factor Cable Loss Preamp Factor APos TPos Remark MHz dBuV/m dBuV/m dB dBuV dB/m dB dB cm deg 1 5240.00 101.17 ------ ------ 91.61 34.50 8.06 33.00 167 26 PEAK
Avg	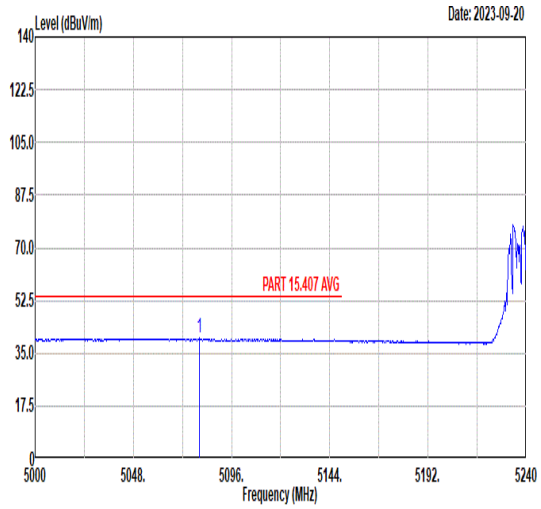 Freq Level Limit Line Margin Read Level Ant Factor Cable Loss Preamp Factor APos TPos Remark MHz dBuV/m dBuV/m dB dBuV dB/m dB dB cm deg 1 5080.16 39.92 54.00 -14.08 30.41 34.37 7.87 32.73 167 26 AVERAGE	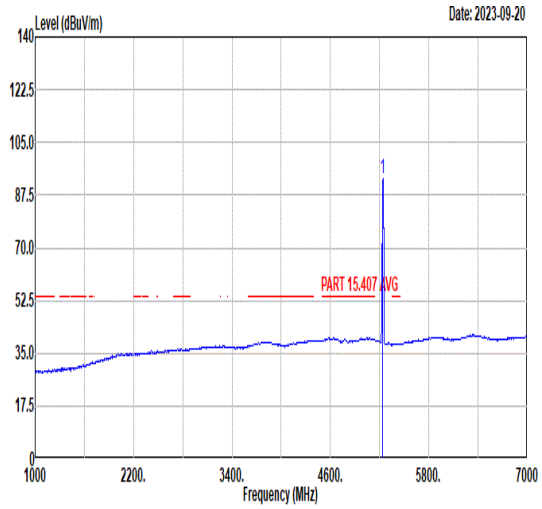 Freq Level Limit Line Margin Read Level Ant Factor Cable Loss Preamp Factor APos TPos Remark MHz dBuV/m dBuV/m dB dBuV dB/m dB dB cm deg 1 5240.00 92.74 ------ ------ 83.18 34.50 8.06 33.00 167 26 AVERAGE

Mode	42	
	Band Edge - R	
	U-NII-1_5.15-5.25_802.11ax HE20_CH48_Partial RU26/8_5240MHz	
ANT	CDD 0+1	
Pol.	Vertical	Fundamental
Peak	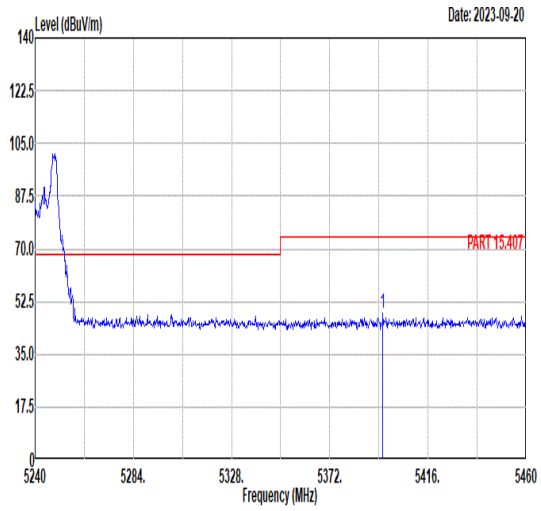 Freq Level Limit Line Margin Read Level Ant Factor Cable Loss Preamp Factor APos TPos Remark MHz dBuV/m dBuV/m dB dBuV dB/m dB dB cm deg 1 5395.76 48.62 74.00 -25.38 38.80 34.61 8.45 33.24 167 26 PEAK	Blank
Avg	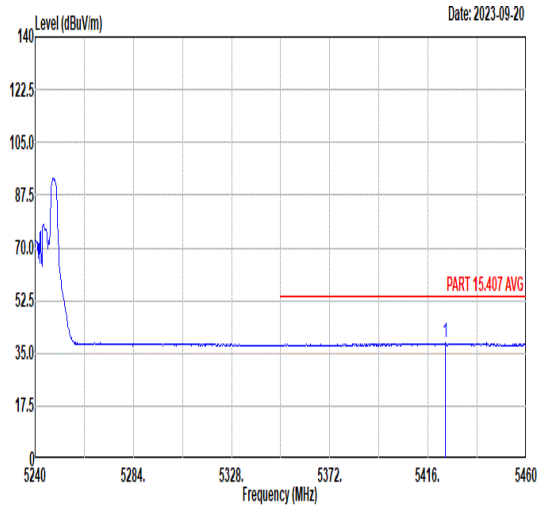 Freq Level Limit Line Margin Read Level Ant Factor Cable Loss Preamp Factor APos TPos Remark MHz dBuV/m dBuV/m dB dBuV dB/m dB dB cm deg 1 5423.92 38.45 54.00 -15.55 28.64 34.64 8.46 33.29 167 26 AVERAGE	Blank

Mode	43	
	Band Edge - L	
	U-NII-2A_5.25-5.35_802.11ax HE20_CH52_Partial RU26/0_5260MHz	
ANT	CDD 0+1	
Pol.	Horizontal	Fundamental
Peak	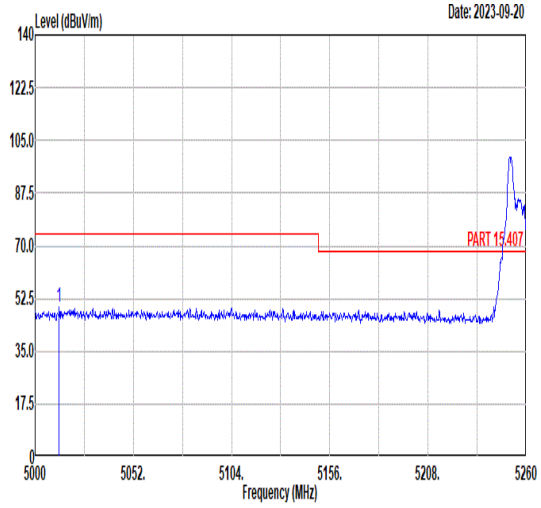 Freq Level Limit Line Margin Read Level Ant Factor Cable Loss Preamp Factor APos TPos Remark MHz dBuV/m dBuV/m dB dBuV dB/m dB dB cm deg 1 5012.74 49.76 74.00 -24.24 40.24 34.31 7.83 32.62 175 112 PEAK	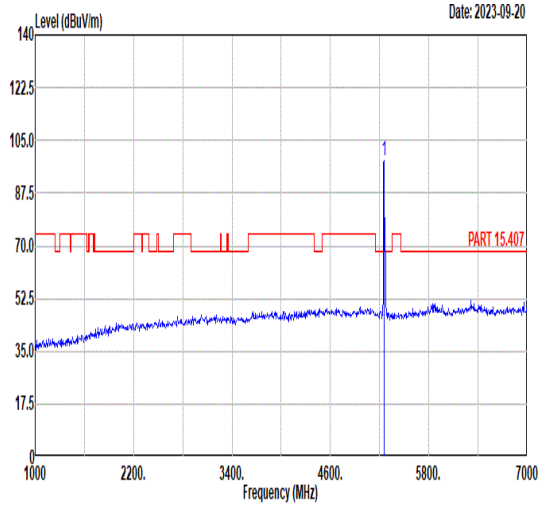 Freq Level Limit Line Margin Read Level Ant Factor Cable Loss Preamp Factor APos TPos Remark MHz dBuV/m dBuV/m dB dBuV dB/m dB dB cm deg 1 5260.00 98.19 ------ ------ 88.63 34.50 8.07 33.01 175 112 PEAK
Avg	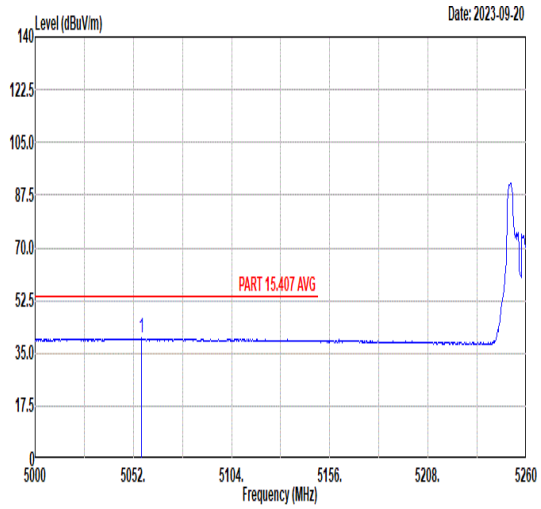 Freq Level Limit Line Margin Read Level Ant Factor Cable Loss Preamp Factor APos TPos Remark MHz dBuV/m dBuV/m dB dBuV dB/m dB dB cm deg 1 5056.42 40.14 54.00 -13.86 30.62 34.35 7.86 32.69 175 112 AVERAGE	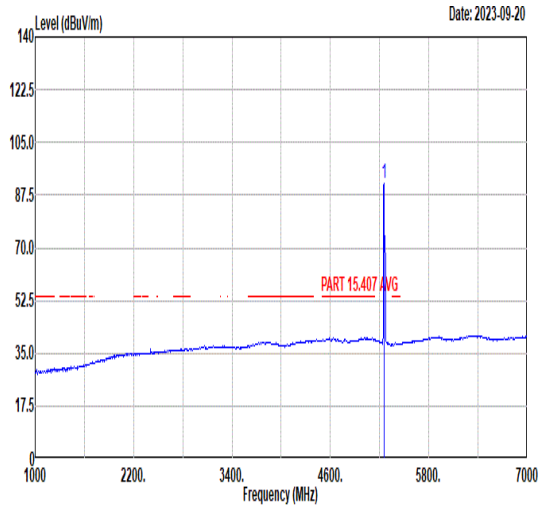 Freq Level Limit Line Margin Read Level Ant Factor Cable Loss Preamp Factor APos TPos Remark MHz dBuV/m dBuV/m dB dBuV dB/m dB dB cm deg 1 5260.00 91.19 ------ ------ 81.63 34.50 8.07 33.01 175 112 AVERAGE

Mode	43	
	Band Edge - R	
	U-NII-2A_5.25-5.35_802.11ax HE20_CH52_Partial RU26/0_5260MHz	
ANT	CDD 0+1	
Pol.	Horizontal	Fundamental
Peak	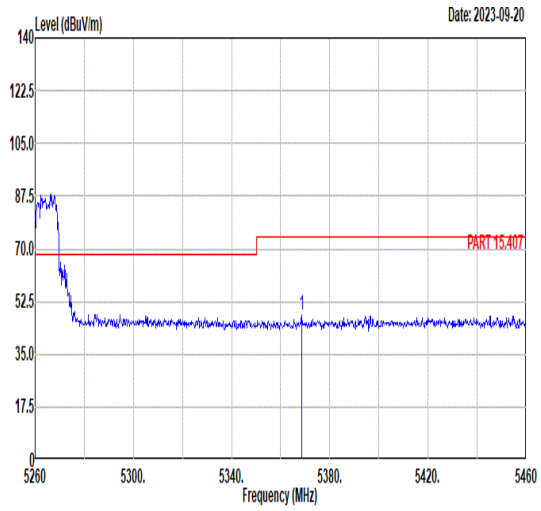 Freq Level Limit Line Margin Read Level Ant Factor Cable Loss Preamp Factor APos TPos Remark MHz dBuV/m dBuV/m dB dBuV dB/m dB dB cm deg 1 5368.60 48.25 74.00 -25.75 38.48 34.59 8.38 33.20 175 112 PEAK	Blank
Avg	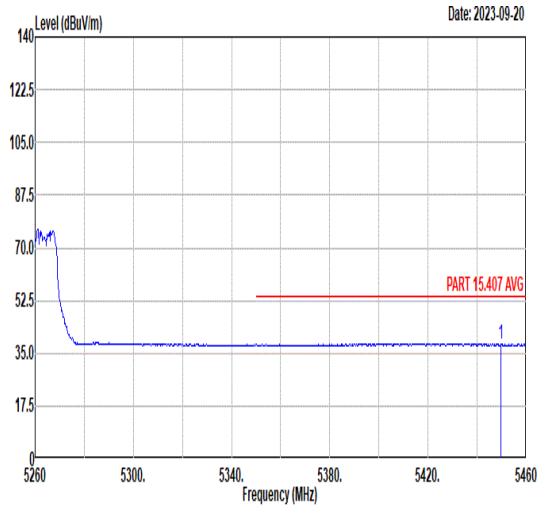 Freq Level Limit Line Margin Read Level Ant Factor Cable Loss Preamp Factor APos TPos Remark MHz dBuV/m dBuV/m dB dBuV dB/m dB dB cm deg 1 5449.60 38.15 54.00 -15.85 28.40 34.66 8.42 33.33 175 112 AVERAGE	Blank

Mode	43	
	Band Edge - L	
	U-NII-2A_5.25-5.35_802.11ax HE20_CH52_Partial RU26/0_5260MHz	
ANT	CDD 0+1	
Pol.	Vertical	Fundamental
Peak	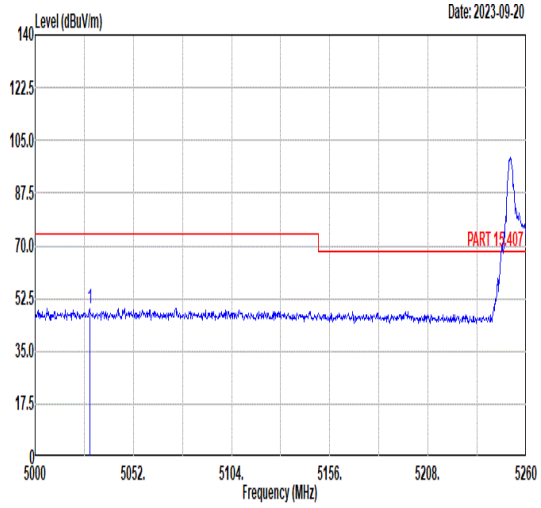 Freq Level Limit Line Margin Read Level Ant Factor Cable Loss Preamp Factor APos TPos Remark MHz dBuV/m dBuV/m dB dBuV dB/m dB dB cm deg 1 5028.86 49.36 74.00 -24.64 39.84 34.33 7.84 32.65 195 82 PEAK	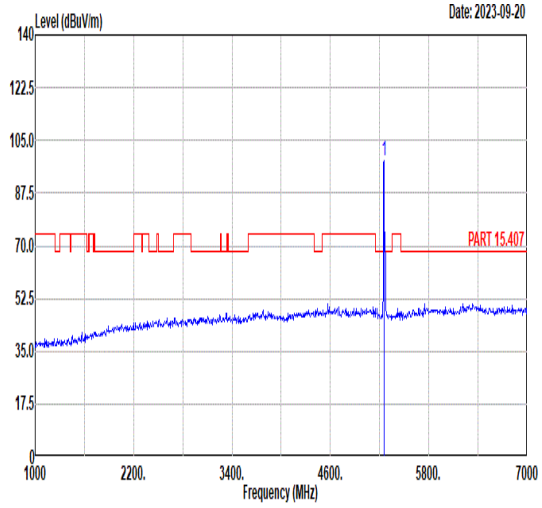 Freq Level Limit Line Margin Read Level Ant Factor Cable Loss Preamp Factor APos TPos Remark MHz dBuV/m dBuV/m dB dBuV dB/m dB dB cm deg 1 5260.00 98.41 ------ ------ 88.85 34.50 8.07 33.01 195 82 PEAK
Avg	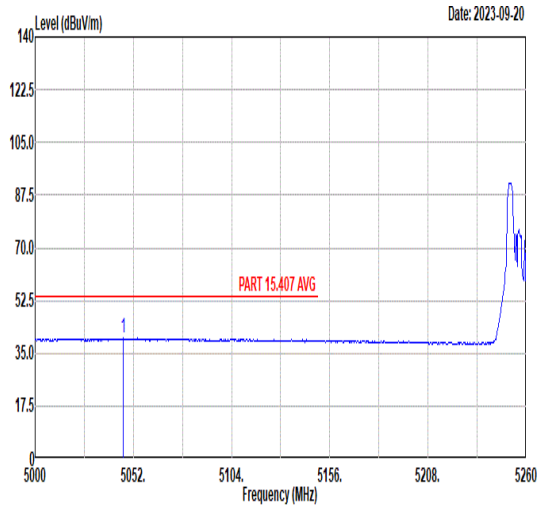 Freq Level Limit Line Margin Read Level Ant Factor Cable Loss Preamp Factor APos TPos Remark MHz dBuV/m dBuV/m dB dBuV dB/m dB dB cm deg 1 5046.54 39.94 54.00 -14.06 30.43 34.34 7.85 32.68 195 82 AVERAGE	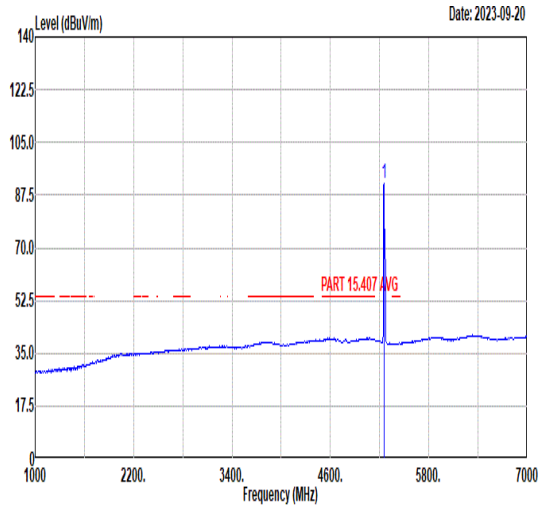 Freq Level Limit Line Margin Read Level Ant Factor Cable Loss Preamp Factor APos TPos Remark MHz dBuV/m dBuV/m dB dBuV dB/m dB dB cm deg 1 5260.00 91.57 ------ ------ 82.01 34.50 8.07 33.01 195 82 AVERAGE

Mode	43	
	Band Edge - R	
	U-NII-2A_5.25-5.35_802.11ax HE20_CH52_Partial RU26/0_5260MHz	
ANT	CDD 0+1	
Pol.	Vertical	Fundamental
Peak	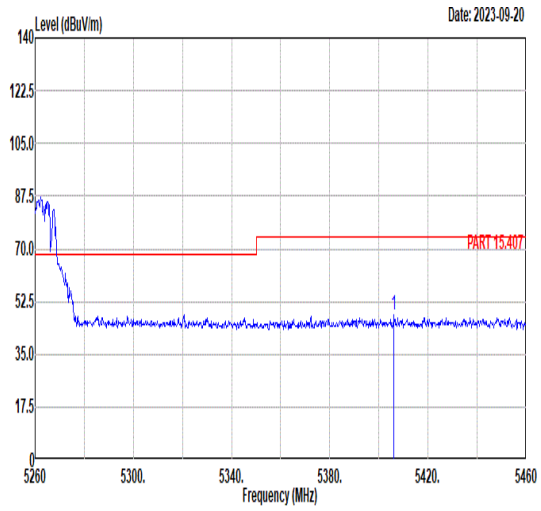 Freq Level Limit Line Margin Read Level Ant Factor Cable Loss Preamp Factor APos TPos Remark MHz dBuV/m dBuV/m dB dBuV dB/m dB dB cm deg 1 5406.20 47.96 74.00 -26.04 38.12 34.62 8.48 33.26 195 82 PEAK	Blank
Avg	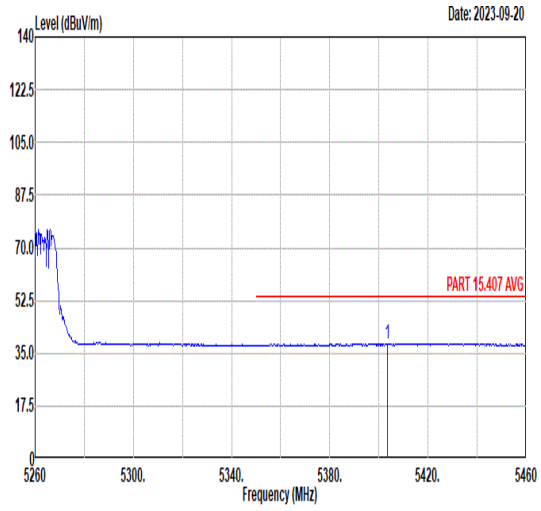 Freq Level Limit Line Margin Read Level Ant Factor Cable Loss Preamp Factor APos TPos Remark MHz dBuV/m dBuV/m dB dBuV dB/m dB dB cm deg 1 5403.40 38.27 54.00 -15.73 28.44 34.62 8.47 33.26 195 82 AVERAGE	Blank

Mode	44	
	Band Edge	
	U-NII-2A_5.25-5.35_802.11ax HE20_CH64_Partial RU26/8_5320MHz	
ANT	CDD 0+1	
Pol.	Horizontal	Fundamental
Peak	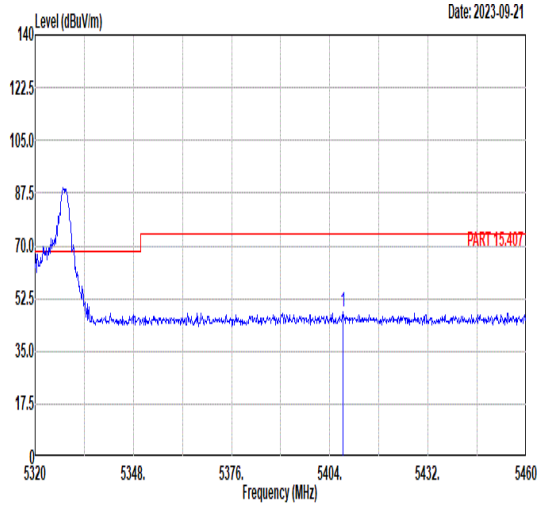 Freq Level Limit Line Margin Read Level Ant Factor Cable Loss Preamp Factor APos TPos Remark MHz dBuV/m dBuV/m dB dBuV dB/m dB dB cm deg 1 5407.78 48.03 74.00 -25.97 38.19 34.62 8.48 33.26 200 204 PEAK	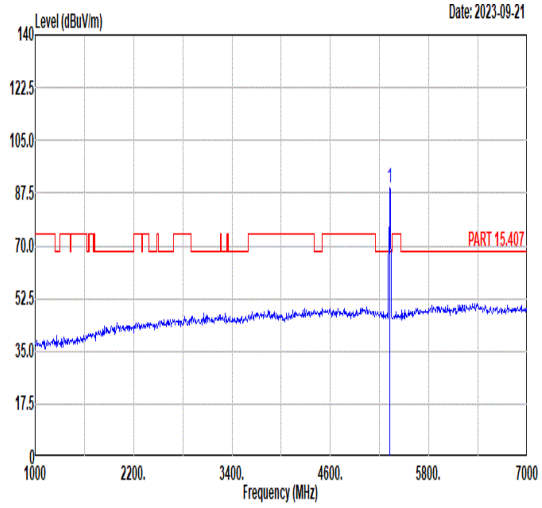 Freq Level Limit Line Margin Read Level Ant Factor Cable Loss Preamp Factor APos TPos Remark MHz dBuV/m dBuV/m dB dBuV dB/m dB dB cm deg 1 5320.00 89.05 ------ ------ 79.36 34.56 8.26 33.13 200 204 PEAK
Avg	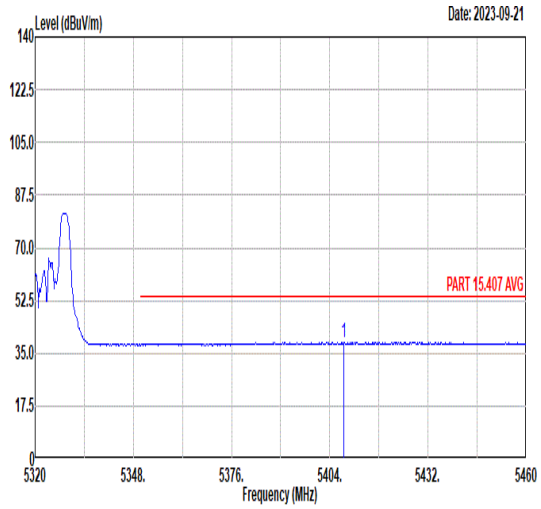 Freq Level Limit Line Margin Read Level Ant Factor Cable Loss Preamp Factor APos TPos Remark MHz dBuV/m dBuV/m dB dBuV dB/m dB dB cm deg 1 5408.06 38.61 54.00 -15.39 28.77 34.62 8.48 33.26 200 204 AVERAGE	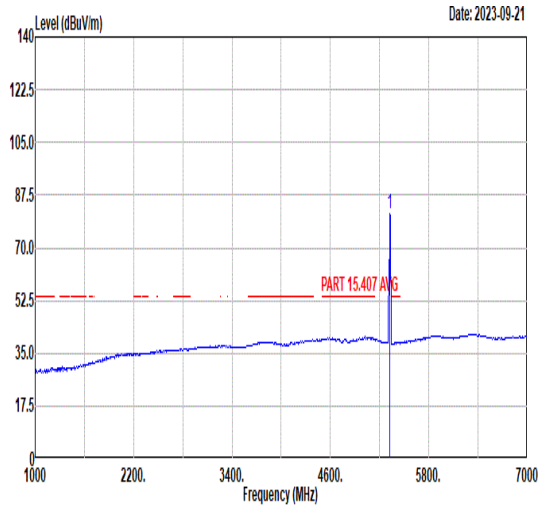 Freq Level Limit Line Margin Read Level Ant Factor Cable Loss Preamp Factor APos TPos Remark MHz dBuV/m dBuV/m dB dBuV dB/m dB dB cm deg 1 5320.00 81.38 ------ ------ 71.69 34.56 8.26 33.13 200 204 AVERAGE

Mode	44	
	Band Edge	
	U-NII-2A_5.25-5.35_802.11ax HE20_CH64_Partial RU26/8_5320MHz	
ANT	CDD 0+1	
Pol.	Vertical	Fundamental
Peak	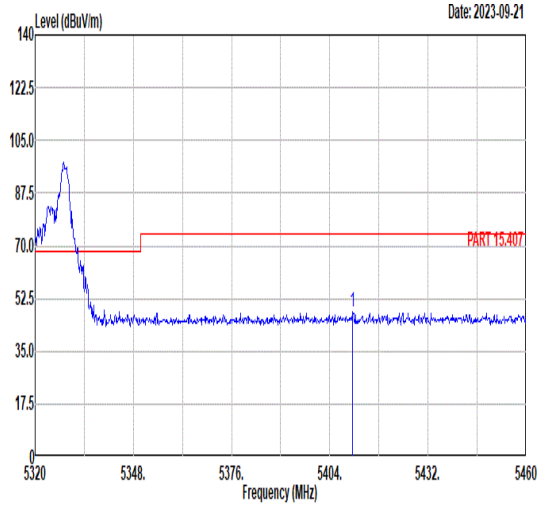 Freq Level Limit Line Margin Read Level Ant Factor Cable Loss Preamp Factor APos TPos Remark MHz dBuV/m dBuV/m dB dBuV dB/m dB dB cm deg 1 5410.44 47.84 74.00 -26.16 38.00 34.63 8.48 33.27 385 0 PEAK	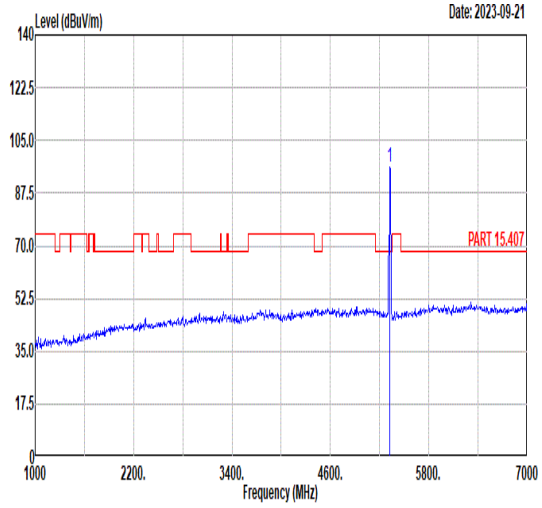 Freq Level Limit Line Margin Read Level Ant Factor Cable Loss Preamp Factor APos TPos Remark MHz dBuV/m dBuV/m dB dBuV dB/m dB dB cm deg 1 5320.00 96.32 ------ ------ 86.63 34.56 8.26 33.13 385 0 PEAK
Avg	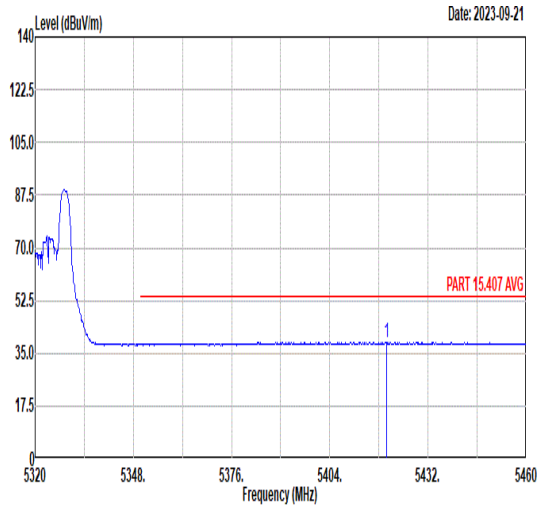 Freq Level Limit Line Margin Read Level Ant Factor Cable Loss Preamp Factor APos TPos Remark MHz dBuV/m dBuV/m dB dBuV dB/m dB dB cm deg 1 5420.10 38.55 54.00 -15.45 28.74 34.63 8.46 33.28 385 0 AVERAGE	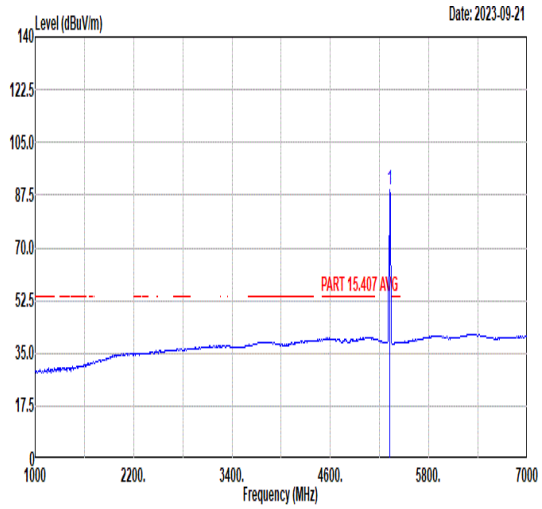 Freq Level Limit Line Margin Read Level Ant Factor Cable Loss Preamp Factor APos TPos Remark MHz dBuV/m dBuV/m dB dBuV dB/m dB dB cm deg 1 5320.00 89.02 ------ ------ 79.33 34.56 8.26 33.13 385 0 AVERAGE

Mode	45	
	Band Edge	
	U-NII-2C_5.47-5.725_802.11ax HE20_CH100_Partial RU26/0_5500MHz	
ANT	CDD 0+1	
Pol.	Horizontal	Fundamental
Peak	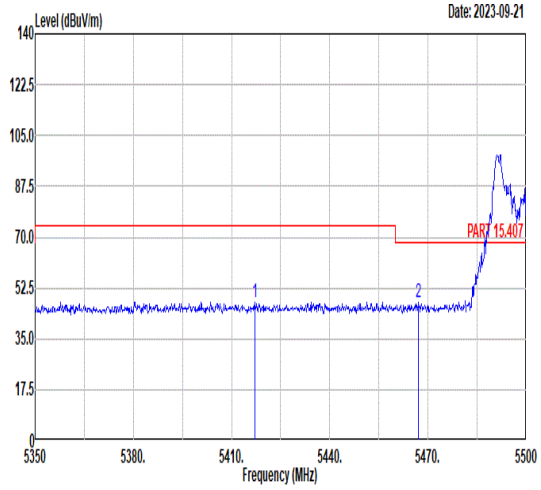 Freq Level Limit Line Margin Read Level Ant Factor Cable Loss Preamp Factor APos TPos Remark MHz dBuV/m dBuV/m dB dBuV dB/m dB dB cm deg 1 5417.05 47.78 74.00 -26.22 37.96 34.63 8.47 33.28 168 360 PEAK 2 5467.00 47.36 68.30 -20.94 37.65 34.67 8.40 33.36 168 360 PEAK	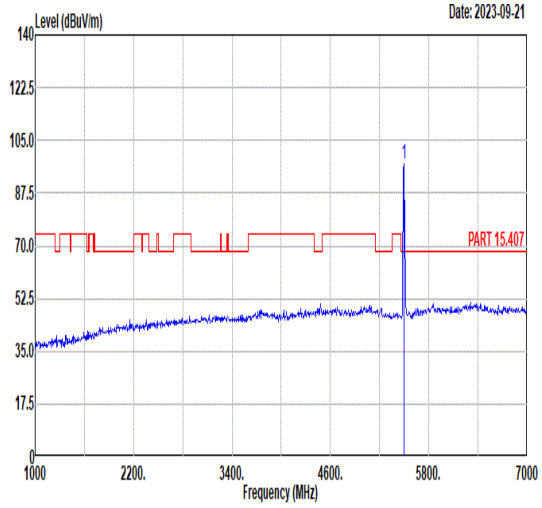 Freq Level Limit Line Margin Read Level Ant Factor Cable Loss Preamp Factor APos TPos Remark MHz dBuV/m dBuV/m dB dBuV dB/m dB dB cm deg 1 5500.00 97.28 ------ ------ 87.63 34.69 8.36 33.40 168 360 PEAK
Avg	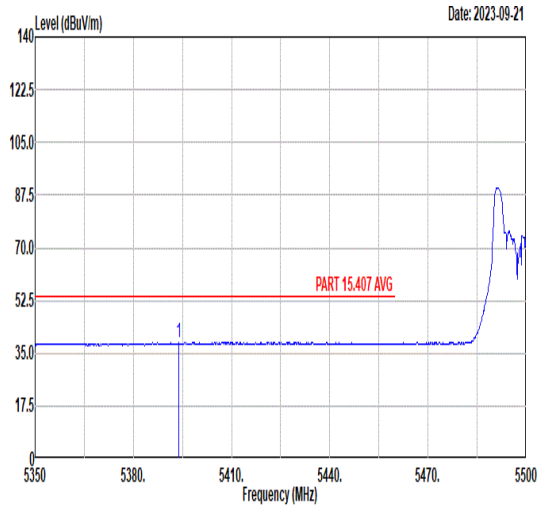 Freq Level Limit Line Margin Read Level Ant Factor Cable Loss Preamp Factor APos TPos Remark MHz dBuV/m dBuV/m dB dBuV dB/m dB dB cm deg 1 5393.80 38.66 54.00 -15.34 28.85 34.61 8.44 33.24 168 360 AVERAGE	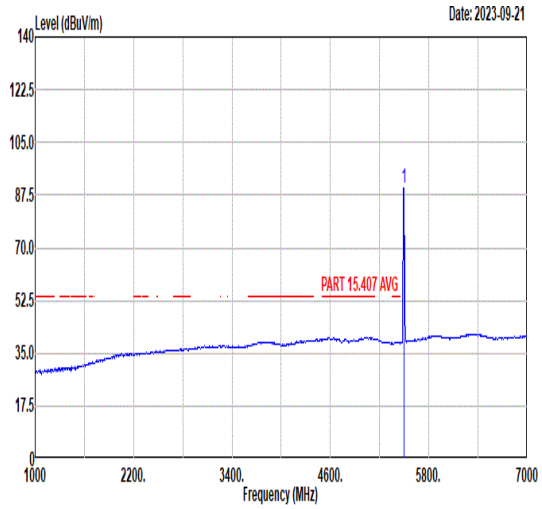 Freq Level Limit Line Margin Read Level Ant Factor Cable Loss Preamp Factor APos TPos Remark MHz dBuV/m dBuV/m dB dBuV dB/m dB dB cm deg 1 5500.00 89.91 ------ ------ 80.26 34.69 8.36 33.40 168 360 AVERAGE

Mode	45	
	Band Edge	
	U-NII-2C_5.47-5.725_802.11ax HE20_CH100_Partial RU26/0_5500MHz	
ANT	CDD 0+1	
Pol.	Vertical	Fundamental
Peak	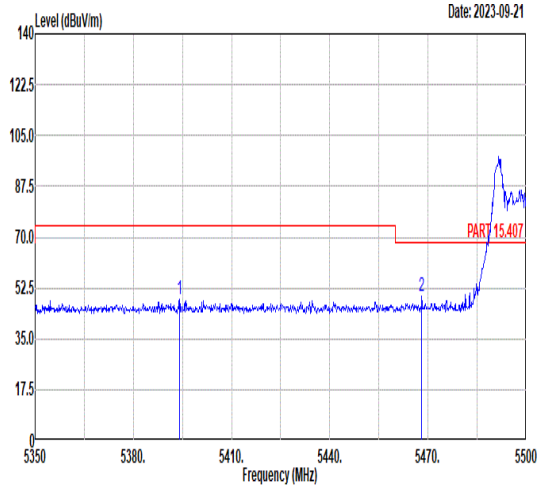 Freq Level Limit Line Margin Read Level Ant Factor Cable Loss Preamp Factor APos TPos Remark MHz dBuV/m dBuV/m dB dBuV dB/m dB dB cm deg 1 5394.10 48.56 74.00 -25.44 38.74 34.61 8.45 33.24 385 0 PEAK 2 5468.05 49.81 68.30 -18.49 40.10 34.67 8.40 33.36 385 0 PEAK	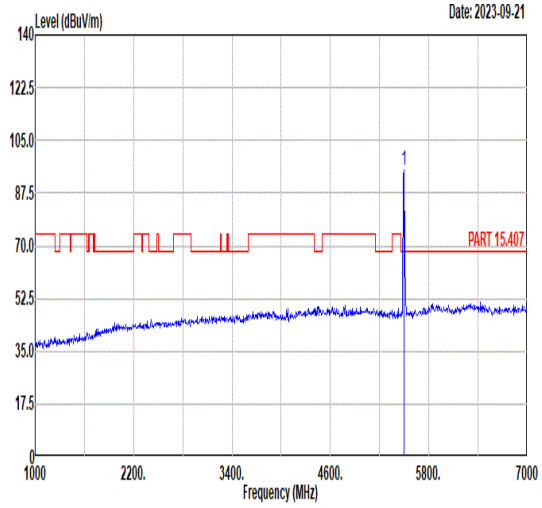 Freq Level Limit Line Margin Read Level Ant Factor Cable Loss Preamp Factor APos TPos Remark MHz dBuV/m dBuV/m dB dBuV dB/m dB dB cm deg 1 5500.00 94.87 ------ ------ 85.22 34.69 8.36 33.40 385 0 PEAK
Avg	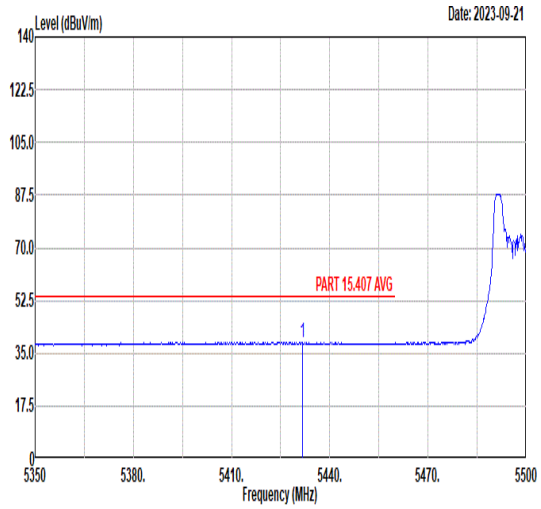 Freq Level Limit Line Margin Read Level Ant Factor Cable Loss Preamp Factor APos TPos Remark MHz dBuV/m dBuV/m dB dBuV dB/m dB dB cm deg 1 5431.60 38.74 54.00 -15.26 28.95 34.64 8.45 33.30 385 0 AVERAGE	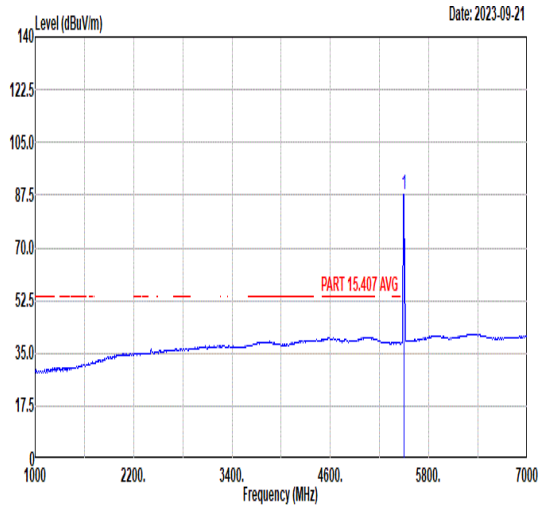 Freq Level Limit Line Margin Read Level Ant Factor Cable Loss Preamp Factor APos TPos Remark MHz dBuV/m dBuV/m dB dBuV dB/m dB dB cm deg 1 5500.00 87.79 ------ ------ 78.14 34.69 8.36 33.40 385 0 AVERAGE

Mode	46	
	Band Edge	
	U-NII-2C_5.47-5.725_802.11ax HE20_CH140_Partia IRU26/8_5700MHz	
ANT	CDD 0+1	
Pol.	Horizontal	Fundamental
Peak	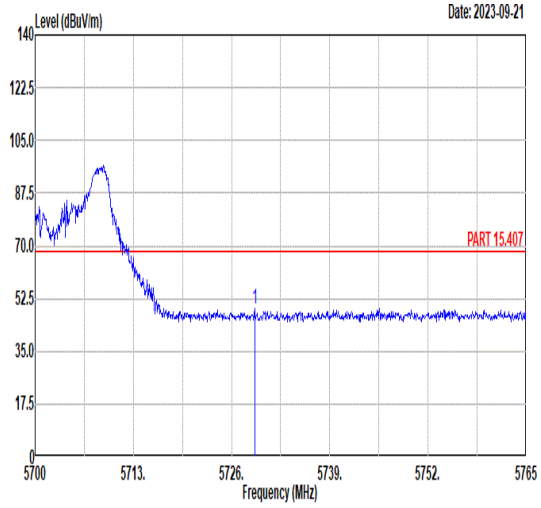 Freq Level Limit Line Margin Read Level Ant Factor Cable Loss Preamp Factor APos TPos Remark MHz dBuV/m dBuV/m dB dBuV dB/m dB dB cm deg 1 5729.06 49.04 68.30 -19.26 38.64 35.06 8.69 33.35 168 360 PEAK	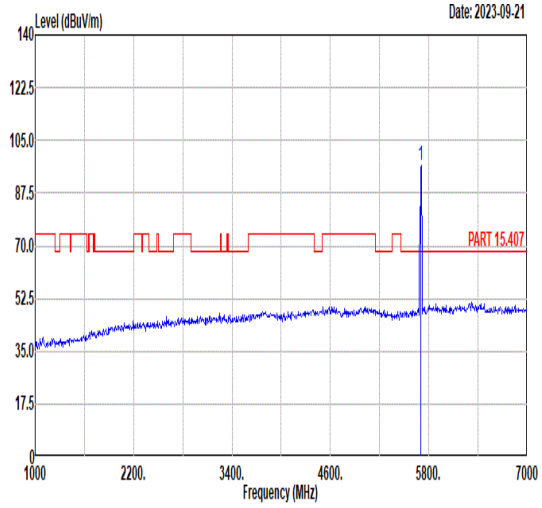 Freq Level Limit Line Margin Read Level Ant Factor Cable Loss Preamp Factor APos TPos Remark MHz dBuV/m dBuV/m dB dBuV dB/m dB dB cm deg 1 5700.00 96.65 ------ ------ 86.36 35.03 8.62 33.36 168 360 PEAK
Avg	Blank	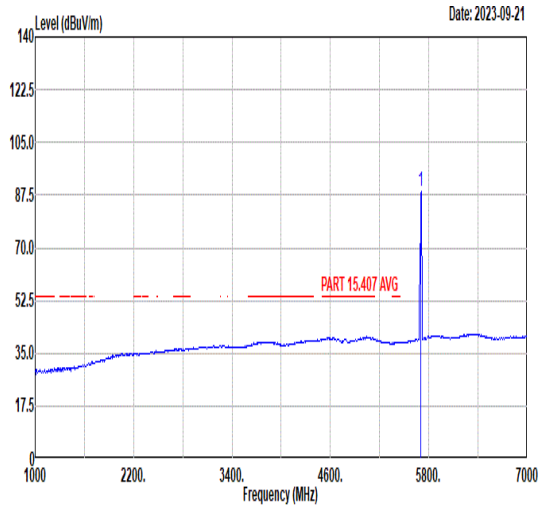 Freq Level Limit Line Margin Read Level Ant Factor Cable Loss Preamp Factor APos TPos Remark MHz dBuV/m dBuV/m dB dBuV dB/m dB dB cm deg 1 5700.00 88.61 ------ ------ 78.32 35.03 8.62 33.36 168 360 AVERAGE

Mode	46	
	Band Edge	
	U-NII-2C_5.47-5.725_802.11ax HE20_CH140_Partia IRU26/8_5700MHz	
ANT	CDD 0+1	
Pol.	Vertical	Fundamental
Peak	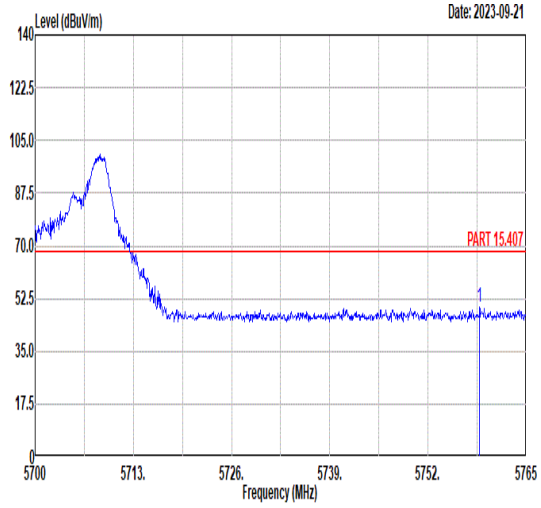 Freq Level Limit Line Margin Read Level Ant Factor Cable Loss Preamp Factor APos TPos Remark MHz dBuV/m dBuV/m dB dBuV dB/m dB dB cm deg 1 5758.83 49.51 68.30 -18.79 38.95 35.11 8.80 33.35 200 140 PEAK	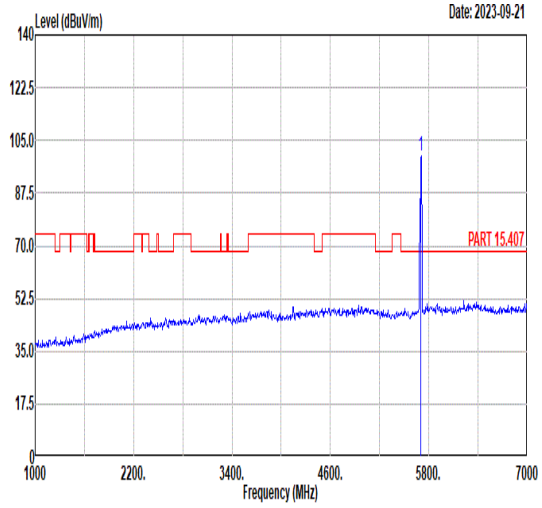 Freq Level Limit Line Margin Read Level Ant Factor Cable Loss Preamp Factor APos TPos Remark MHz dBuV/m dBuV/m dB dBuV dB/m dB dB cm deg 1 5700.00 100.00 ------ ------ 89.71 35.03 8.62 33.36 200 140 PEAK
Avg	Blank	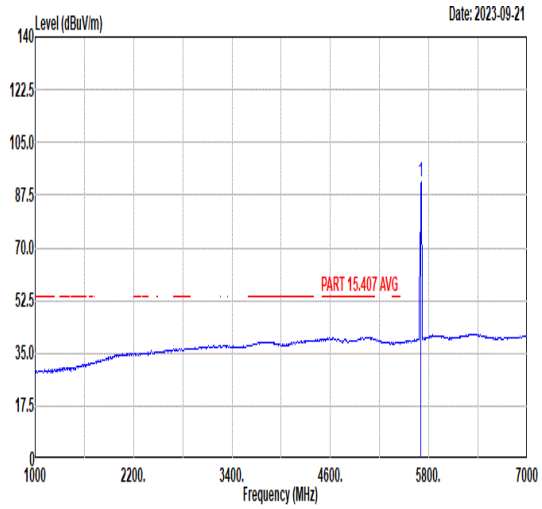 Freq Level Limit Line Margin Read Level Ant Factor Cable Loss Preamp Factor APos TPos Remark MHz dBuV/m dBuV/m dB dBuV dB/m dB dB cm deg 1 5700.00 92.06 ------ ------ 81.77 35.03 8.62 33.36 200 140 AVERAGE

Mode	47	
	Band Edge	
	U-NII-1_5.15-5.25_802.11ax HE20_CH36_Partial RU52/37_5180MHz	
ANT	CDD 0+1	
Pol.	Horizontal	Fundamental
Peak	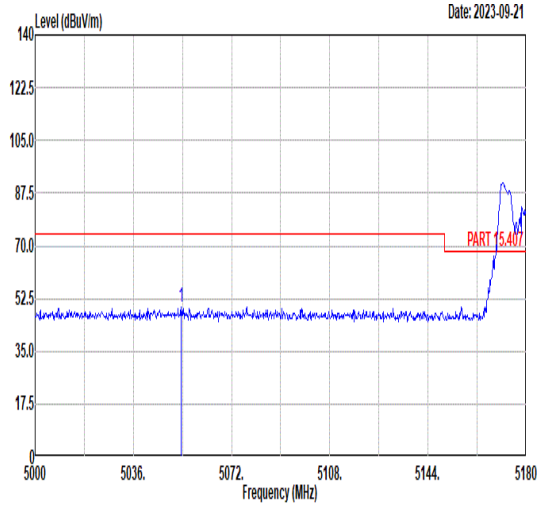 Freq Level Limit Line Margin Read Level Ant Factor Cable Loss Preamp Factor APos TPos Remark MHz dBuV/m dBuV/m dB dBuV dB/m dB dB cm deg 1 5053.46 49.74 74.00 -24.26 40.23 34.35 7.85 32.69 154 360 PEAK	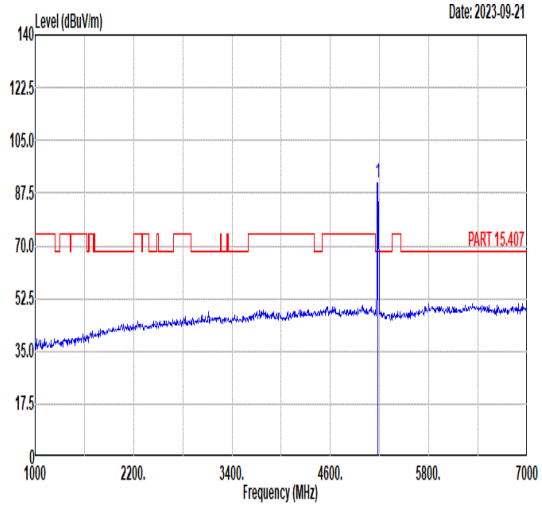 Freq Level Limit Line Margin Read Level Ant Factor Cable Loss Preamp Factor APos TPos Remark MHz dBuV/m dBuV/m dB dBuV dB/m dB dB cm deg 1 5180.00 90.95 ------ ------ 81.46 34.44 7.93 32.88 154 360 PEAK
Avg	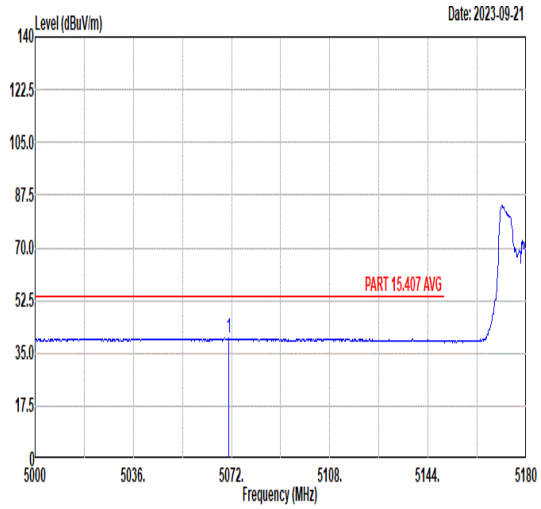 Freq Level Limit Line Margin Read Level Ant Factor Cable Loss Preamp Factor APos TPos Remark MHz dBuV/m dBuV/m dB dBuV dB/m dB dB cm deg 1 5070.92 39.93 54.00 -14.07 30.42 34.36 7.87 32.72 154 360 AVERAGE	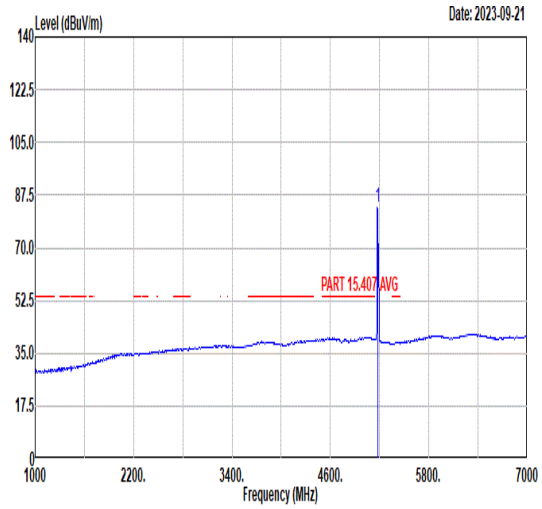 Freq Level Limit Line Margin Read Level Ant Factor Cable Loss Preamp Factor APos TPos Remark MHz dBuV/m dBuV/m dB dBuV dB/m dB dB cm deg 1 5180.00 83.65 ------ ------ 74.16 34.44 7.93 32.88 154 360 AVERAGE

Mode	47	
	Band Edge	
	U-NII-1_5.15-5.25_802.11ax HE20_CH36_Partial RU52/37_5180MHz	
ANT	CDD 0+1	
Pol.	Vertical	Fundamental
Peak	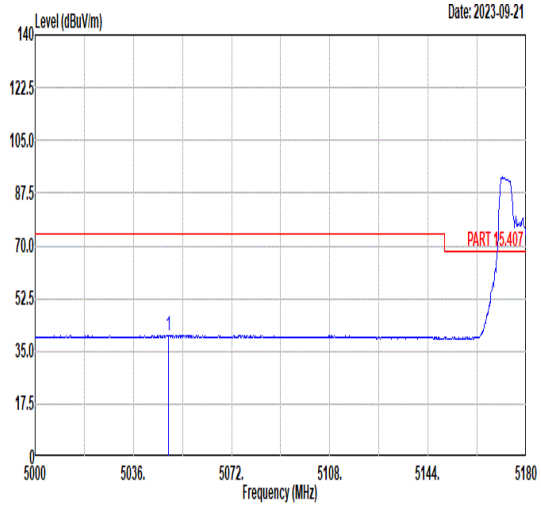 Freq Level Limit Line Margin Read Level Ant Factor Cable Loss Preamp Factor APos TPos Remark MHz dBuV/m dBuV/m dB dBuV dB/m dB dB cm deg 1 5048.96 40.24 74.00 -33.76 30.73 34.34 7.85 32.68 370 149 PEAK	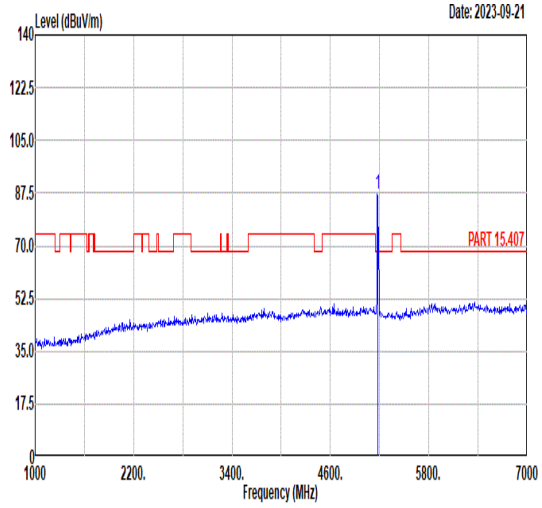 Freq Level Limit Line Margin Read Level Ant Factor Cable Loss Preamp Factor APos TPos Remark MHz dBuV/m dBuV/m dB dBuV dB/m dB dB cm deg 1 5180.00 87.31 ------ ------ 77.82 34.44 7.93 32.88 370 149 PEAK
Avg	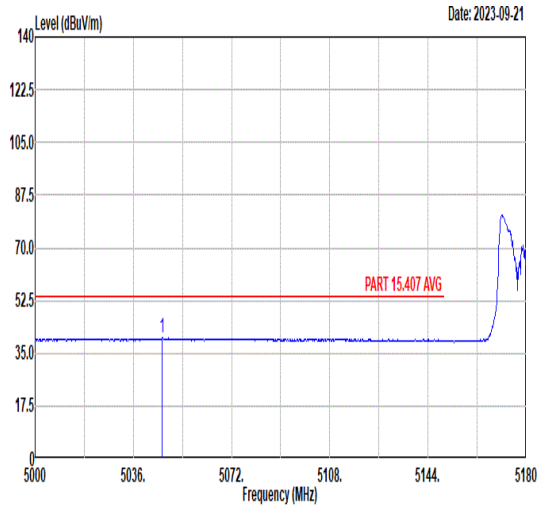 Freq Level Limit Line Margin Read Level Ant Factor Cable Loss Preamp Factor APos TPos Remark MHz dBuV/m dBuV/m dB dBuV dB/m dB dB cm deg 1 5046.62 40.06 54.00 -13.94 30.55 34.34 7.85 32.68 370 149 AVERAGE	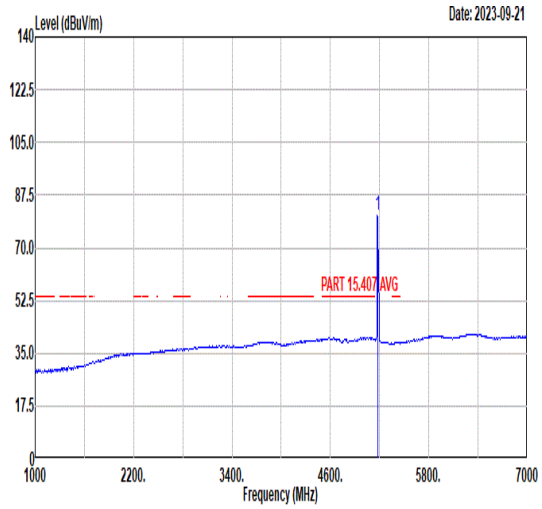 Freq Level Limit Line Margin Read Level Ant Factor Cable Loss Preamp Factor APos TPos Remark MHz dBuV/m dBuV/m dB dBuV dB/m dB dB cm deg 1 5180.00 80.71 ------ ------ 71.22 34.44 7.93 32.88 370 149 AVERAGE

Mode	48	
	Band Edge - L	
	U-NII-1_5.15-5.25_802.11ax HE20_CH48_Partial RU52/40_5240MHz	
ANT	CDD 0+1	
Pol.	Horizontal	Fundamental
Peak	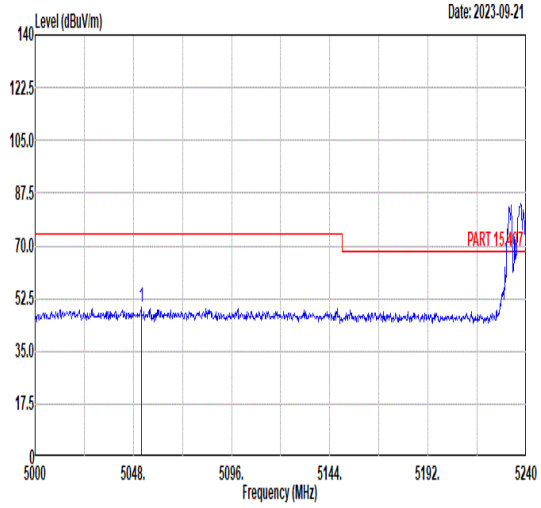 Freq Level Limit Line Margin Read Level Ant Factor Cable Loss Preamp Factor APos TPos Remark MHz dBuV/m dBuV/m dB dBuV dB/m dB dB cm deg 1 5051.84 49.92 74.00 -24.08 40.42 34.34 7.85 32.69 367 0 PEAK	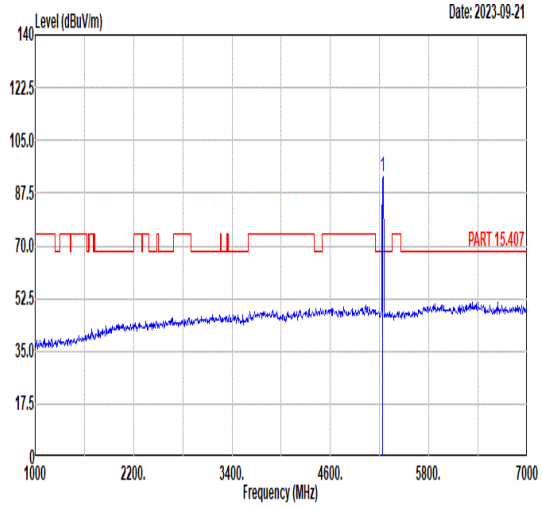 Freq Level Limit Line Margin Read Level Ant Factor Cable Loss Preamp Factor APos TPos Remark MHz dBuV/m dBuV/m dB dBuV dB/m dB dB cm deg 1 5240.00 92.93 ------ ------ 83.37 34.50 8.06 33.00 367 0 PEAK
Avg	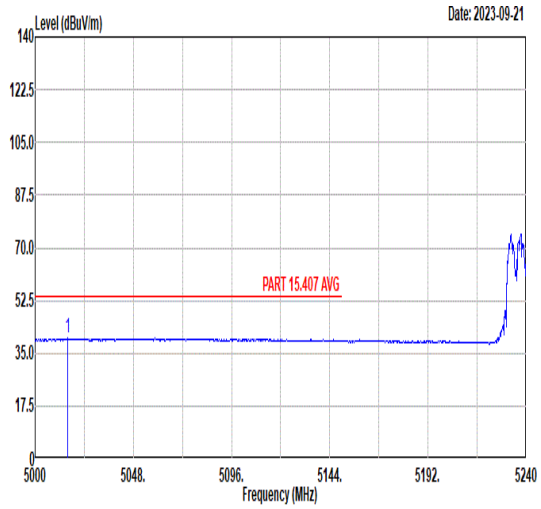 Freq Level Limit Line Margin Read Level Ant Factor Cable Loss Preamp Factor APos TPos Remark MHz dBuV/m dBuV/m dB dBuV dB/m dB dB cm deg 1 5015.84 39.92 54.00 -14.08 30.40 34.32 7.83 32.63 367 0 AVERAGE	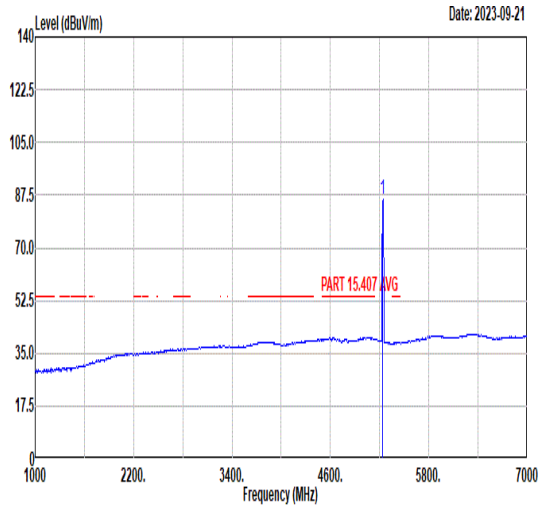 Freq Level Limit Line Margin Read Level Ant Factor Cable Loss Preamp Factor APos TPos Remark MHz dBuV/m dBuV/m dB dBuV dB/m dB dB cm deg 1 5240.00 86.04 ------ ------ 76.48 34.50 8.06 33.00 367 0 AVERAGE

Mode	48	
	Band Edge - R	
	U-NII-1_5.15-5.25_802.11ax HE20_CH48_Partial RU52/40_5240MHz	
ANT	CDD 0+1	
Pol.	Horizontal	Fundamental
Peak	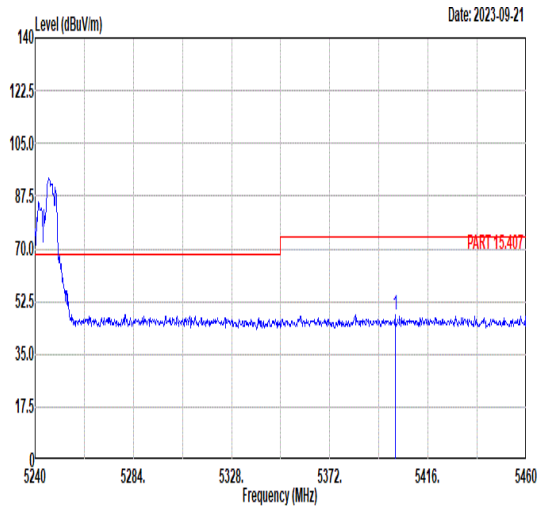 Freq Level Limit Line Margin Read Level Ant Factor Cable Loss Preamp Factor APos TPos Remark MHz dBuV/m dBuV/m dB dBuV dB/m dB dB cm deg 1 5401.26 48.17 74.00 -25.83 38.34 34.62 8.46 33.25 367 0 PEAK	Blank
Avg	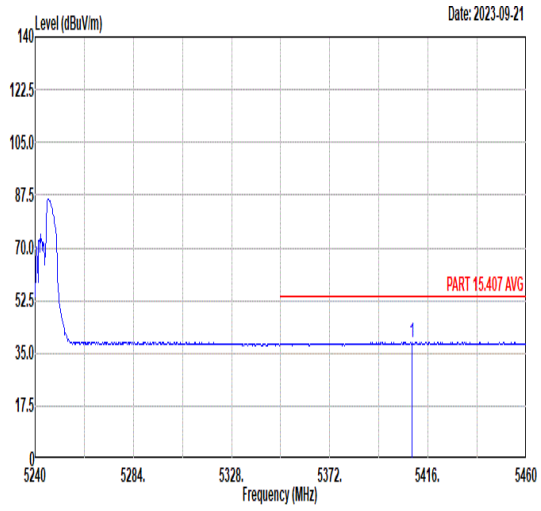 Freq Level Limit Line Margin Read Level Ant Factor Cable Loss Preamp Factor APos TPos Remark MHz dBuV/m dBuV/m dB dBuV dB/m dB dB cm deg 1 5408.96 38.71 54.00 -15.29 28.88 34.62 8.48 33.27 367 0 AVERAGE	Blank

Mode	48	
	Band Edge - L	
	U-NII-1_5.15-5.25_802.11ax HE20_CH48_Partial RU52/40_5240MHz	
ANT	CDD 0+1	
Pol.	Vertical	Fundamental
Peak	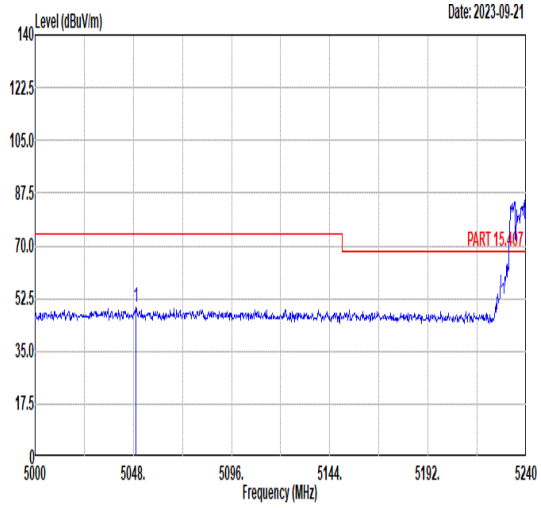 Freq Level Limit Line Margin Read Level Ant Factor Cable Loss Preamp Factor APos TPos Remark MHz dBuV/m dBuV/m dB dBuV dB/m dB dB cm deg 1 5049.20 49.46 74.00 -24.54 39.95 34.34 7.85 32.68 300 356 PEAK	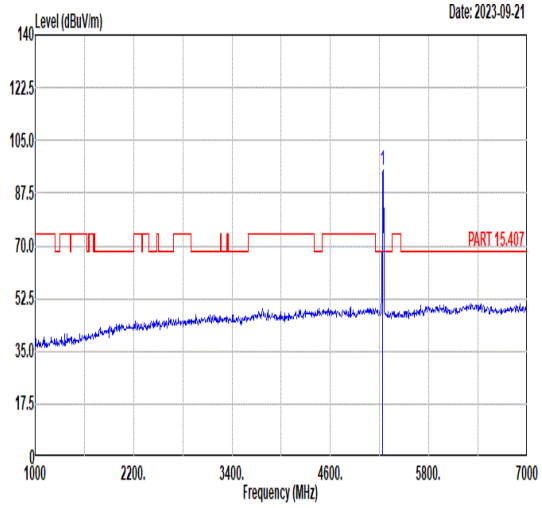 Freq Level Limit Line Margin Read Level Ant Factor Cable Loss Preamp Factor APos TPos Remark MHz dBuV/m dBuV/m dB dBuV dB/m dB dB cm deg 1 5240.00 95.31 ------ ------ 85.75 34.50 8.06 33.00 300 356 PEAK
Avg	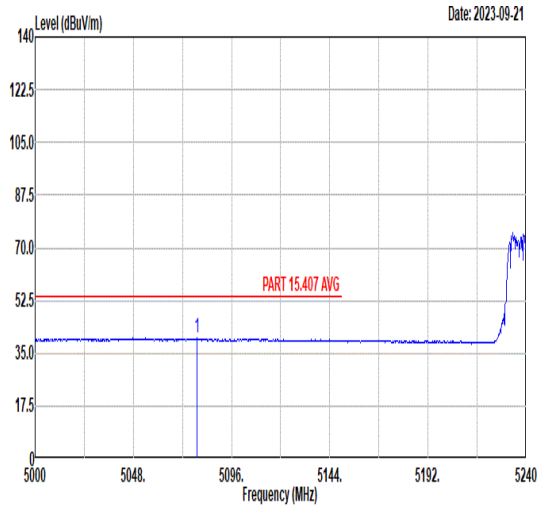 Freq Level Limit Line Margin Read Level Ant Factor Cable Loss Preamp Factor APos TPos Remark MHz dBuV/m dBuV/m dB dBuV dB/m dB dB cm deg 1 5078.96 40.07 54.00 -13.93 30.56 34.37 7.87 32.73 300 356 AVERAGE	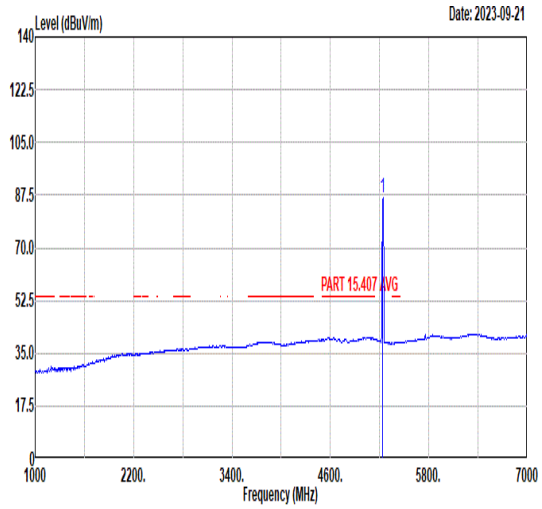 Freq Level Limit Line Margin Read Level Ant Factor Cable Loss Preamp Factor APos TPos Remark MHz dBuV/m dBuV/m dB dBuV dB/m dB dB cm deg 1 5240.00 86.57 ------ ------ 77.01 34.50 8.06 33.00 300 356 AVERAGE

Mode	48	
	Band Edge - R	
	U-NII-1_5.15-5.25_802.11ax HE20_CH48_Partial RU52/40_5240MHz	
ANT	CDD 0+1	
Pol.	Vertical	Fundamental
Peak	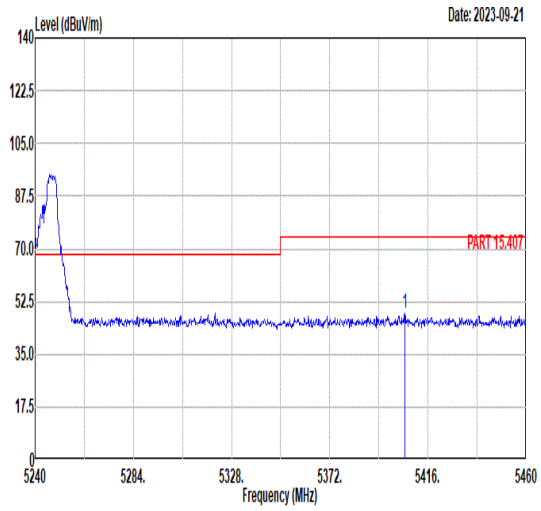 Freq Level Limit Line Margin Read Level Ant Factor Cable Loss Preamp Factor APos TPos Remark MHz dBuV/m dBuV/m dB dBuV dB/m dB dB cm deg 1 5405.66 48.41 74.00 -25.59 38.57 34.62 8.48 33.26 300 356 PEAK	Blank
Avg	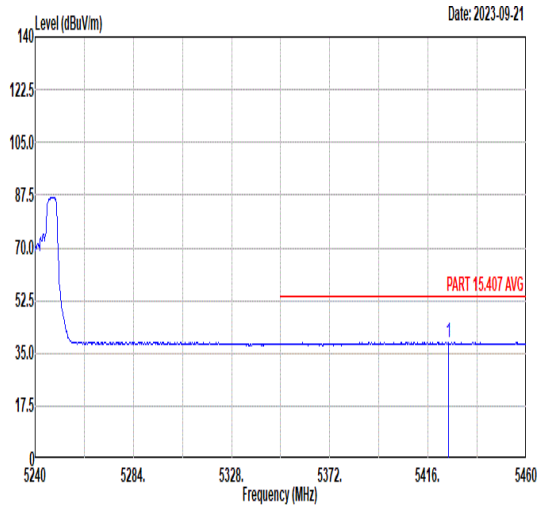 Freq Level Limit Line Margin Read Level Ant Factor Cable Loss Preamp Factor APos TPos Remark MHz dBuV/m dBuV/m dB dBuV dB/m dB dB cm deg 1 5425.02 38.60 54.00 -15.40 28.79 34.64 8.46 33.29 300 356 AVERAGE	Blank

Mode	49	
	Band Edge - L	
	U-NII-2A_5.25-5.35_802.11ax HE20_CH52_Partial RU52/37_5260MHz	
ANT	CDD 0+1	
Pol.	Horizontal	Fundamental
Peak	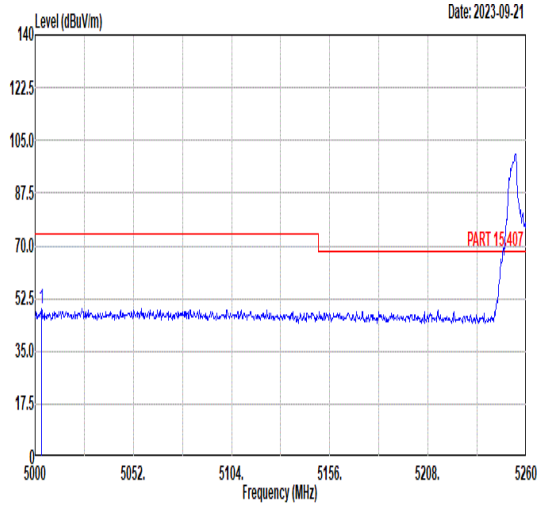 Freq Level Limit Line Margin Read Level Ant Factor Cable Loss Preamp Factor APos TPos Remark MHz dBuV/m dBuV/m dB dBuV dB/m dB dB cm deg 1 5003.38 49.16 74.00 -24.84 39.64 34.31 7.82 32.61 100 127 PEAK	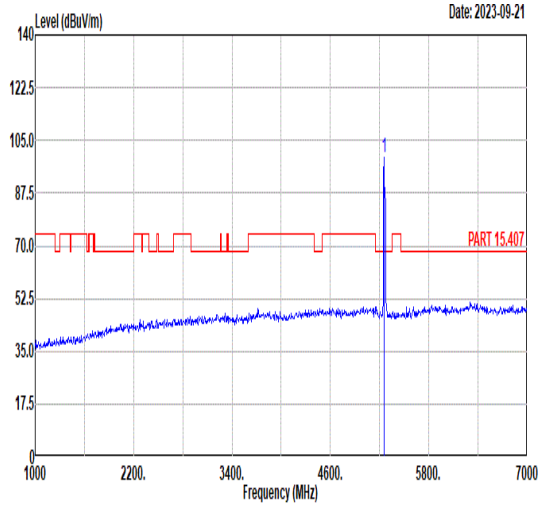 Freq Level Limit Line Margin Read Level Ant Factor Cable Loss Preamp Factor APos TPos Remark MHz dBuV/m dBuV/m dB dBuV dB/m dB dB cm deg 1 5260.00 99.20 ------ ------ 89.64 34.50 8.07 33.01 100 127 PEAK
Avg	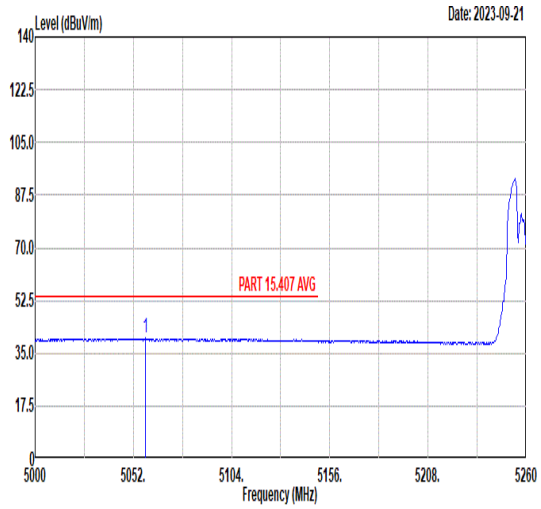 Freq Level Limit Line Margin Read Level Ant Factor Cable Loss Preamp Factor APos TPos Remark MHz dBuV/m dBuV/m dB dBuV dB/m dB dB cm deg 1 5058.24 39.94 54.00 -14.06 30.43 34.35 7.86 32.70 100 127 AVERAGE	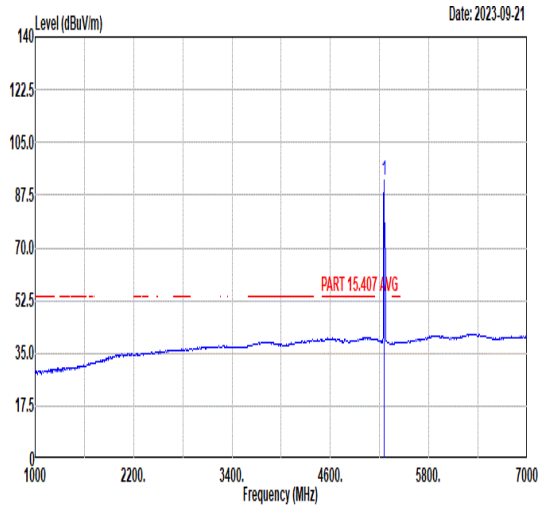 Freq Level Limit Line Margin Read Level Ant Factor Cable Loss Preamp Factor APos TPos Remark MHz dBuV/m dBuV/m dB dBuV dB/m dB dB cm deg 1 5260.00 92.68 ------ ------ 83.12 34.50 8.07 33.01 100 127 AVERAGE

Mode	49	
	Band Edge - R	
	U-NII-2A_5.25-5.35_802.11ax HE20_CH52_Partial RU52/37_5260MHz	
ANT	CDD 0+1	
Pol.	Horizontal	Fundamental
Peak	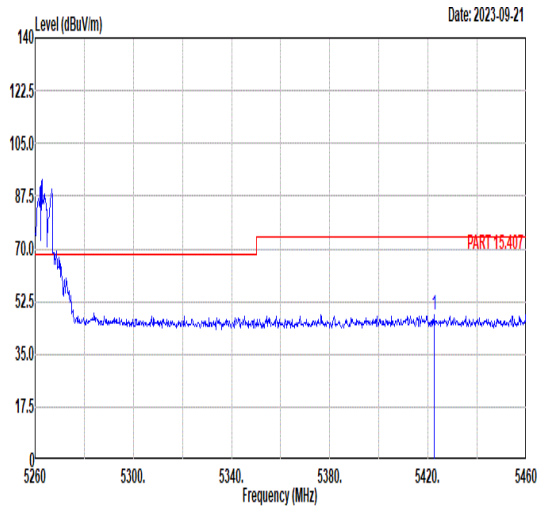 Freq Level Limit Line Margin Read Level Ant Factor Cable Loss Preamp Factor APos TPos Remark MHz dBuV/m dBuV/m dB dBuV dB/m dB dB cm deg 1 5422.40 48.13 74.00 -25.87 38.32 34.64 8.46 33.29 100 127 PEAK	Blank
Avg	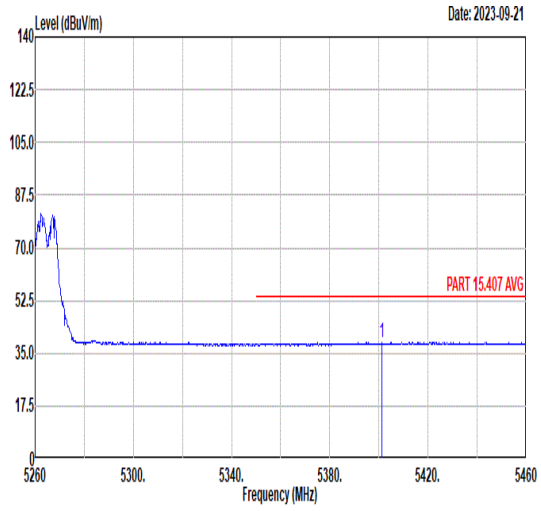 Freq Level Limit Line Margin Read Level Ant Factor Cable Loss Preamp Factor APos TPos Remark MHz dBuV/m dBuV/m dB dBuV dB/m dB dB cm deg 1 5401.20 38.51 54.00 -15.49 28.68 34.62 8.46 33.25 100 127 AVERAGE	Blank

Mode	49	
	Band Edge - L	
	U-NII-2A_5.25-5.35_802.11ax HE20_CH52_Partial RU52/37_5260MHz	
ANT	CDD 0+1	
Pol.	Vertical	Fundamental
Peak	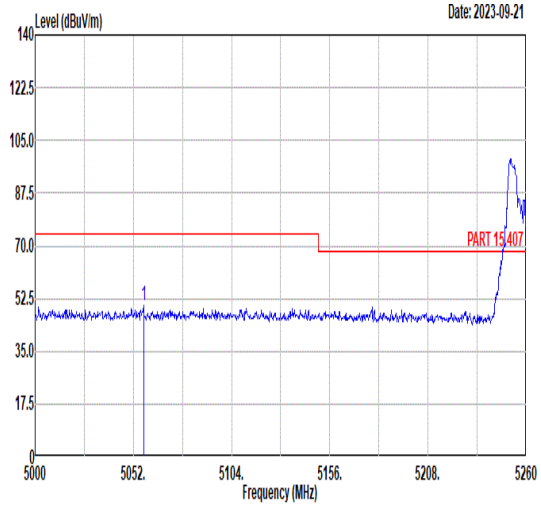 Freq Level Limit Line Margin Read Level Ant Factor Cable Loss Preamp Factor APos TPos Remark MHz dBuV/m dBuV/m dB dBuV dB/m dB dB cm deg 1 5057.46 49.96 74.00 -24.04 40.45 34.35 7.86 32.70 100 327 PEAK	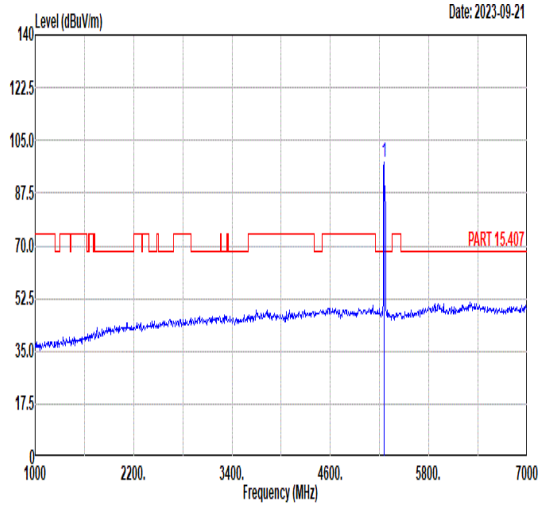 Freq Level Limit Line Margin Read Level Ant Factor Cable Loss Preamp Factor APos TPos Remark MHz dBuV/m dBuV/m dB dBuV dB/m dB dB cm deg 1 5260.00 97.78 ------ ------ 88.22 34.50 8.07 33.01 100 327 PEAK
Avg	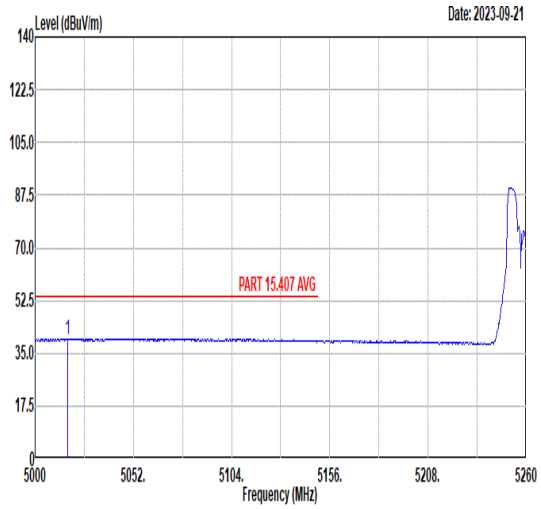 Freq Level Limit Line Margin Read Level Ant Factor Cable Loss Preamp Factor APos TPos Remark MHz dBuV/m dBuV/m dB dBuV dB/m dB dB cm deg 1 5017.16 39.86 54.00 -14.14 30.34 34.32 7.83 32.63 100 327 AVERAGE	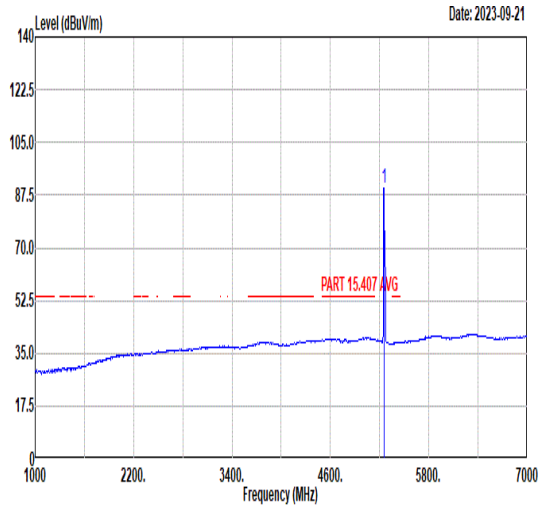 Freq Level Limit Line Margin Read Level Ant Factor Cable Loss Preamp Factor APos TPos Remark MHz dBuV/m dBuV/m dB dBuV dB/m dB dB cm deg 1 5260.00 90.04 ------ ------ 80.48 34.50 8.07 33.01 100 327 AVERAGE

Mode	49	
	Band Edge - R	
	U-NII-2A_5.25-5.35_802.11ax HE20_CH52_Partial RU52/37_5260MHz	
ANT	CDD 0+1	
Pol.	Vertical	Fundamental
Peak	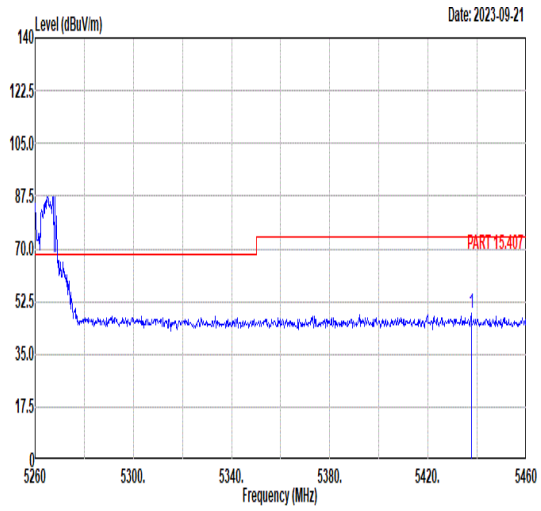 Freq Level Limit Line Margin Read Level Ant Factor Cable Loss Preamp Factor APos TPos Remark MHz dBuV/m dBuV/m dB dBuV dB/m dB dB cm deg 1 5437.60 48.63 74.00 -25.37 38.85 34.65 8.44 33.31 100 327 PEAK	Blank
Avg	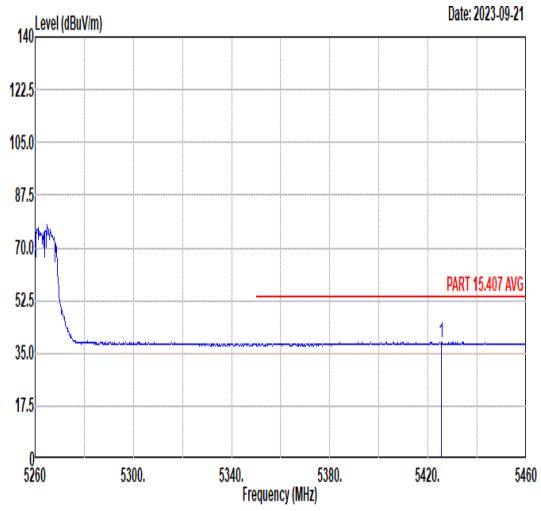 Freq Level Limit Line Margin Read Level Ant Factor Cable Loss Preamp Factor APos TPos Remark MHz dBuV/m dBuV/m dB dBuV dB/m dB dB cm deg 1 5425.40 38.60 54.00 -15.40 28.79 34.64 8.46 33.29 100 327 AVERAGE	Blank

Mode	50	
	Band Edge	
	U-NII-2A_5.25-5.35_802.11ax HE20_CH64_Partial RU52/40_5320MHz	
ANT	CDD 0+1	
Pol.	Horizontal	Fundamental
Peak	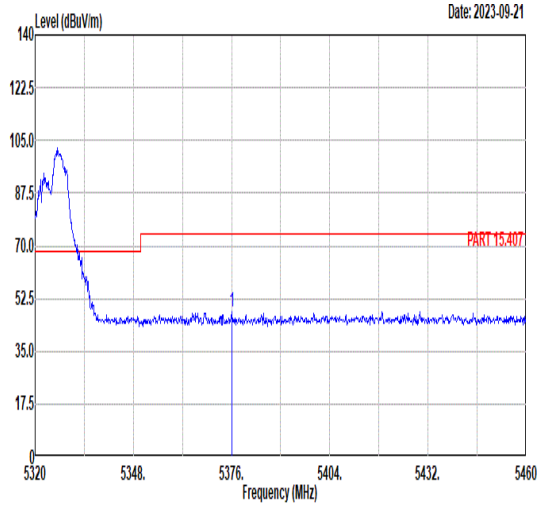 Freq Level Limit Line Margin Read Level Ant Factor Cable Loss Preamp Factor APos TPos Remark MHz dBuV/m dBuV/m dB dBuV dB/m dB dB cm deg 1 5376.00 47.92 74.00 -26.08 38.13 34.60 8.40 33.21 104 131 PEAK	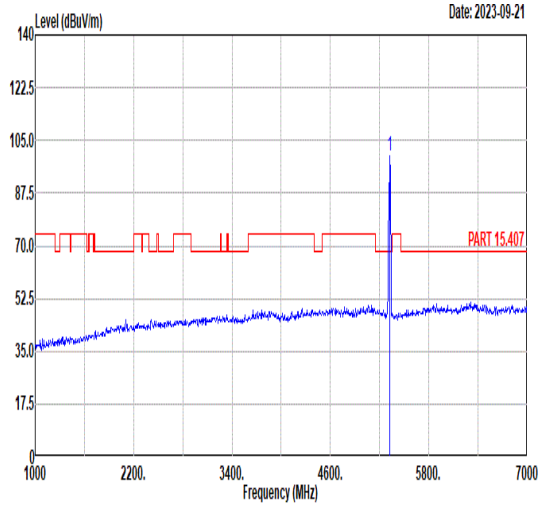 Freq Level Limit Line Margin Read Level Ant Factor Cable Loss Preamp Factor APos TPos Remark MHz dBuV/m dBuV/m dB dBuV dB/m dB dB cm deg 1 5320.00 99.86 ------ ------ 90.17 34.56 8.26 33.13 104 131 PEAK
Avg	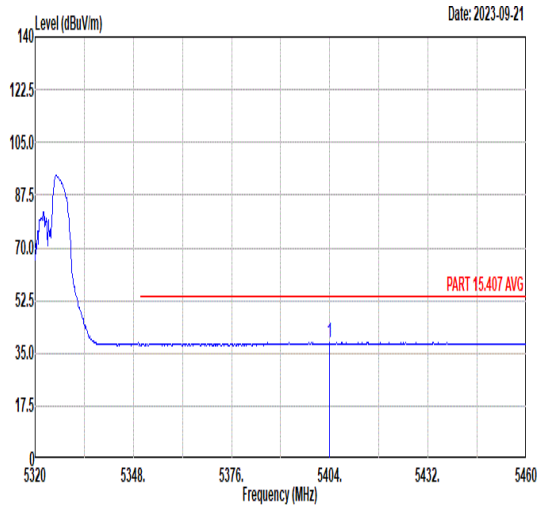 Freq Level Limit Line Margin Read Level Ant Factor Cable Loss Preamp Factor APos TPos Remark MHz dBuV/m dBuV/m dB dBuV dB/m dB dB cm deg 1 5403.86 38.48 54.00 -15.52 28.65 34.62 8.47 33.26 104 131 AVERAGE	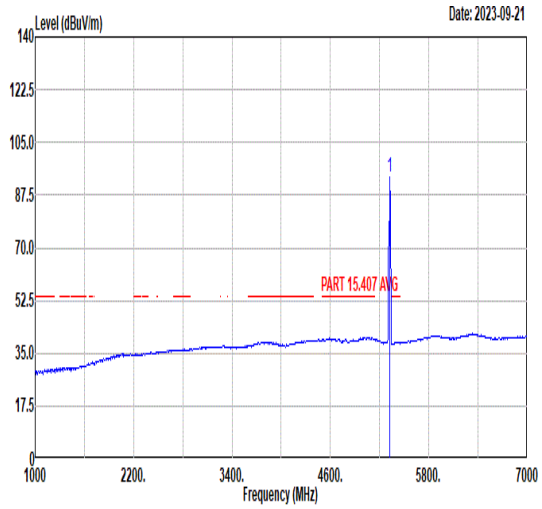 Freq Level Limit Line Margin Read Level Ant Factor Cable Loss Preamp Factor APos TPos Remark MHz dBuV/m dBuV/m dB dBuV dB/m dB dB cm deg 1 5320.00 93.60 ------ ------ 83.91 34.56 8.26 33.13 104 131 AVERAGE

Mode	50	
	Band Edge	
	U-NII-2A_5.25-5.35_802.11ax HE20_CH64_Partial RU52/40_5320MHz	
ANT	CDD 0+1	
Pol.	Vertical	Fundamental
Peak	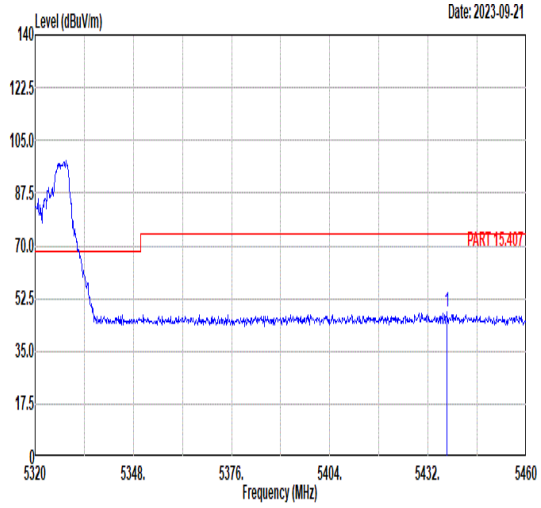 Freq Level Limit Line Margin Read Level Ant Factor Cable Loss Preamp Factor APos TPos Remark MHz dBuV/m dBuV/m dB dBuV dB/m dB dB cm deg 1 5437.46 47.84 74.00 -26.16 38.06 34.65 8.44 33.31 127 17 PEAK	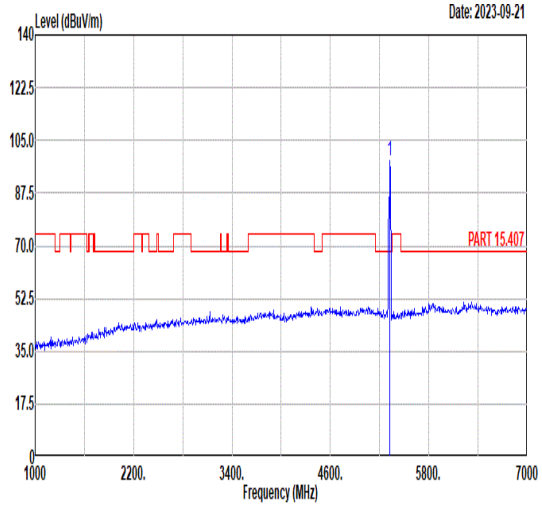 Freq Level Limit Line Margin Read Level Ant Factor Cable Loss Preamp Factor APos TPos Remark MHz dBuV/m dBuV/m dB dBuV dB/m dB dB cm deg 1 5320.00 98.04 ------ ------ 88.35 34.56 8.26 33.13 127 17 PEAK
Avg	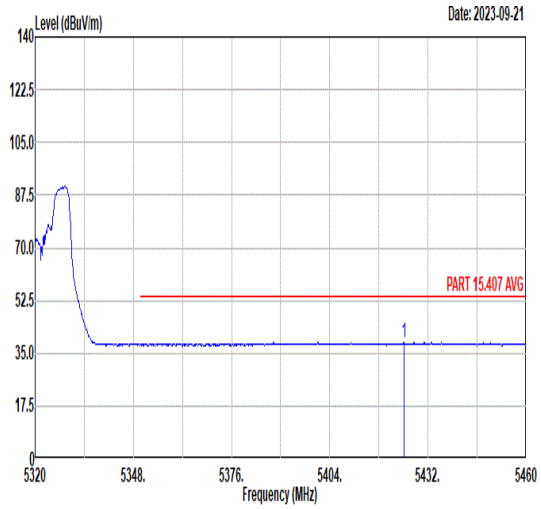 Freq Level Limit Line Margin Read Level Ant Factor Cable Loss Preamp Factor APos TPos Remark MHz dBuV/m dBuV/m dB dBuV dB/m dB dB cm deg 1 5425.14 38.50 54.00 -15.50 28.69 34.64 8.46 33.29 127 17 AVERAGE	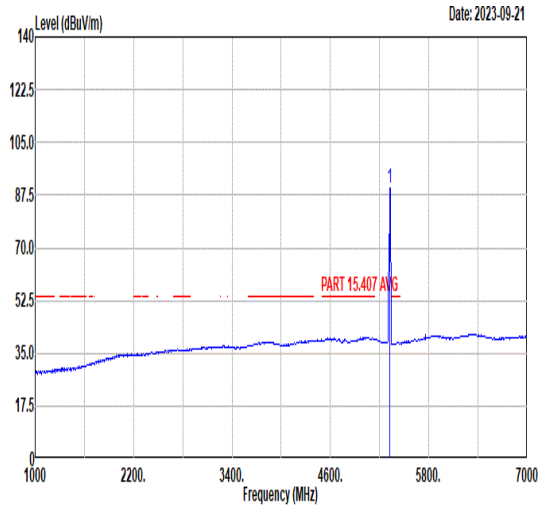 Freq Level Limit Line Margin Read Level Ant Factor Cable Loss Preamp Factor APos TPos Remark MHz dBuV/m dBuV/m dB dBuV dB/m dB dB cm deg 1 5320.00 90.04 ------ ------ 80.35 34.56 8.26 33.13 127 17 AVERAGE

Mode	51	
	Band Edge	
	U-NII-2C_5.47-5.725_802.11ax HE20_CH100_Partial RU52/37_5500MHz	
ANT	CDD 0+1	
Pol.	Horizontal	Fundamental
Peak	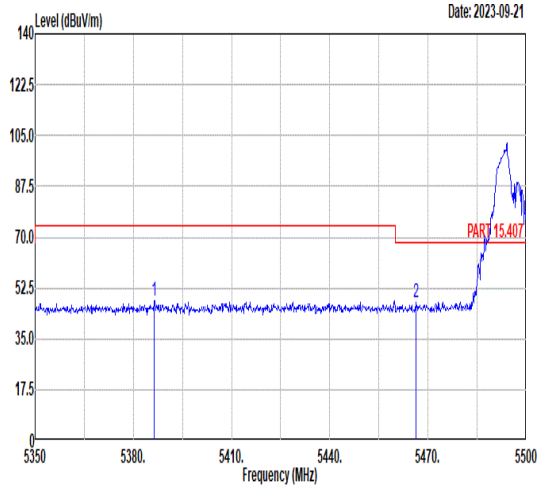 Freq Level Limit Line Margin Read Level Ant Factor Cable Loss Preamp Factor APos TPos Remark MHz dBuV/m dBuV/m dB dBuV dB/m dB dB cm deg 1 5386.45 48.26 74.00 -25.74 38.45 34.61 8.43 33.23 100 129 PEAK 2 5466.25 47.45 68.30 -20.85 37.74 34.67 8.40 33.36 100 129 PEAK	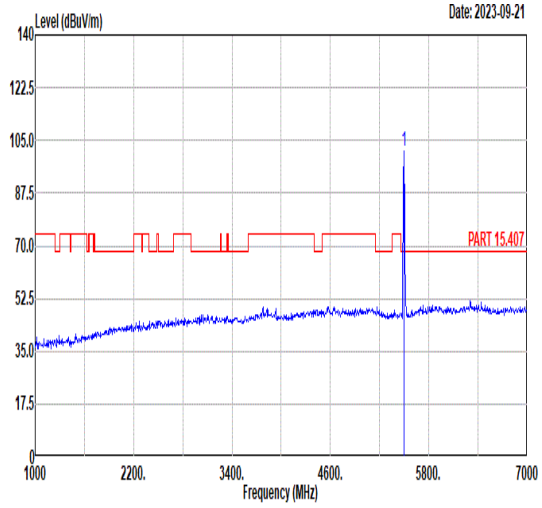 Freq Level Limit Line Margin Read Level Ant Factor Cable Loss Preamp Factor APos TPos Remark MHz dBuV/m dBuV/m dB dBuV dB/m dB dB cm deg 1 5500.00 101.66 ------ ------ 92.01 34.69 8.36 33.40 100 129 PEAK
Avg	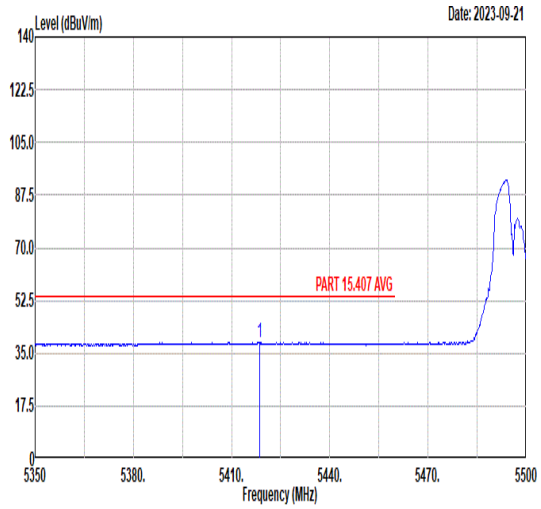 Freq Level Limit Line Margin Read Level Ant Factor Cable Loss Preamp Factor APos TPos Remark MHz dBuV/m dBuV/m dB dBuV dB/m dB dB cm deg 1 5418.55 38.62 54.00 -15.38 28.81 34.63 8.46 33.28 100 129 AVERAGE	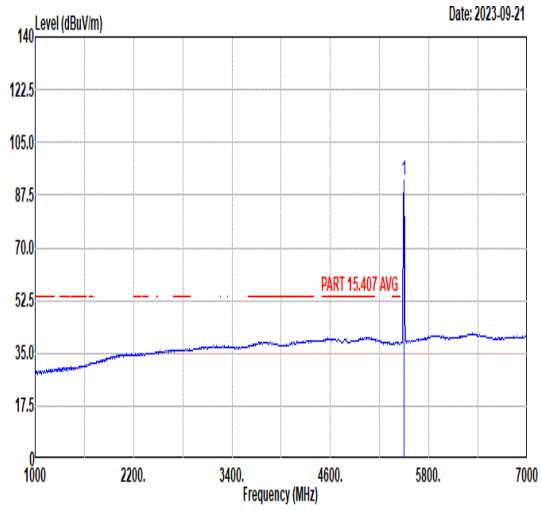 Freq Level Limit Line Margin Read Level Ant Factor Cable Loss Preamp Factor APos TPos Remark MHz dBuV/m dBuV/m dB dBuV dB/m dB dB cm deg 1 5500.00 92.34 ------ ------ 82.69 34.69 8.36 33.40 100 129 AVERAGE

Mode	51	
	Band Edge	
	U-NII-2C_5.47-5.725_802.11ax HE20_CH100_Partial RU52/37_5500MHz	
ANT	CDD 0+1	
Pol.	Vertical	Fundamental
Peak	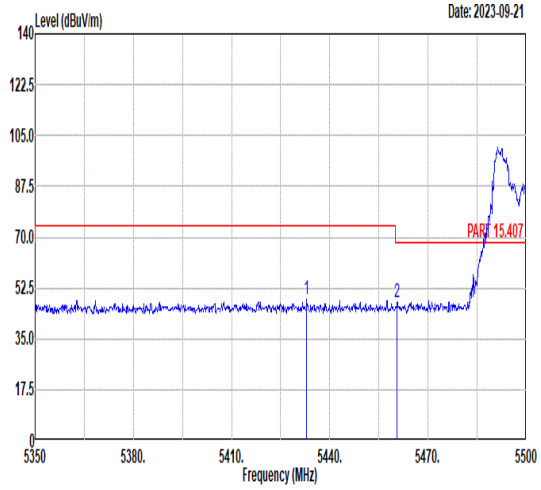 Freq Level Limit Line Margin Read Level Ant Factor Cable Loss Preamp Factor APos TPos Remark MHz dBuV/m dBuV/m dB dBuV dB/m dB dB cm deg 1 5432.95 48.37 74.00 -25.63 38.58 34.64 8.45 33.30 215 107 PEAK 2 5460.55 47.61 68.30 -20.69 37.88 34.67 8.41 33.35 215 107 PEAK	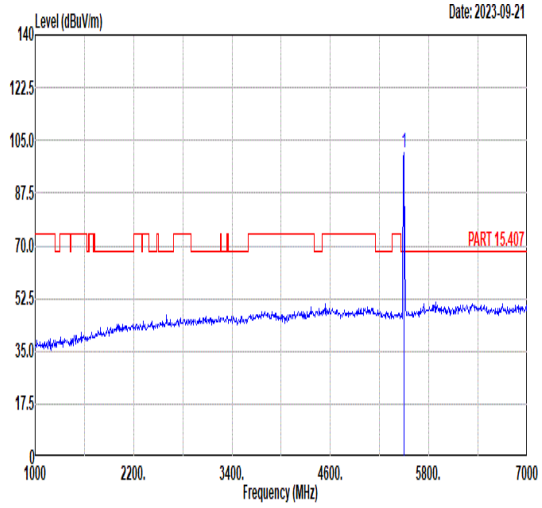 Freq Level Limit Line Margin Read Level Ant Factor Cable Loss Preamp Factor APos TPos Remark MHz dBuV/m dBuV/m dB dBuV dB/m dB dB cm deg 1 5500.00 100.93 ------ ------ 91.28 34.69 8.36 33.40 215 107 PEAK
Avg	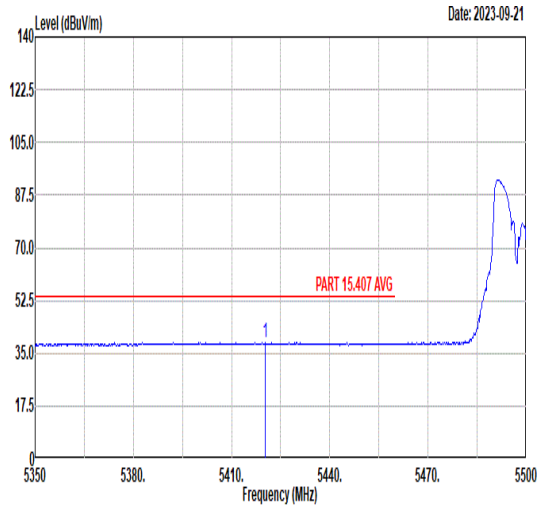 Freq Level Limit Line Margin Read Level Ant Factor Cable Loss Preamp Factor APos TPos Remark MHz dBuV/m dBuV/m dB dBuV dB/m dB dB cm deg 1 5420.20 38.46 54.00 -15.54 28.65 34.63 8.46 33.28 215 107 AVERAGE	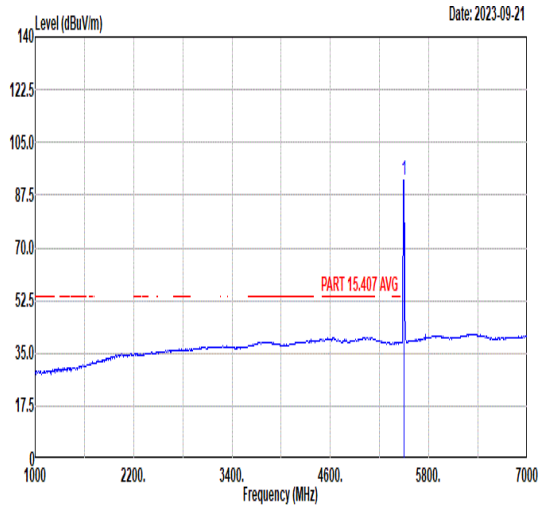 Freq Level Limit Line Margin Read Level Ant Factor Cable Loss Preamp Factor APos TPos Remark MHz dBuV/m dBuV/m dB dBuV dB/m dB dB cm deg 1 5500.00 92.57 ------ ------ 82.92 34.69 8.36 33.40 215 107 AVERAGE

Mode	52	
	Band Edge	
	U-NII-2C_5.47-5.725_802.11ax HE20_CH140_Partial RU52/40_5700MHz	
ANT	CDD 0+1	
Pol.	Horizontal	Fundamental
Peak	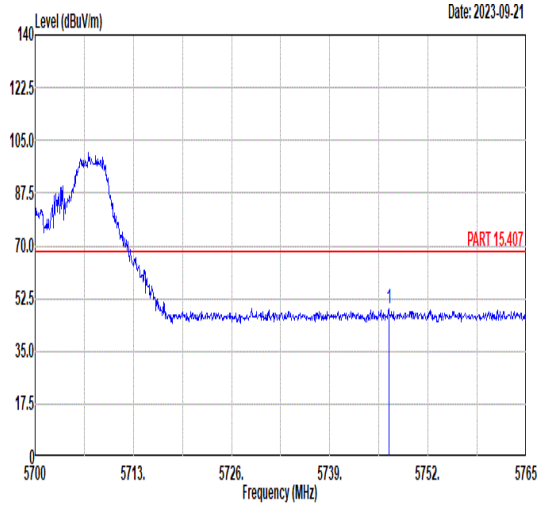 Freq Level Limit Line Margin Read Level Ant Factor Cable Loss Preamp Factor APos TPos Remark MHz dBuV/m dBuV/m dB dBuV dB/m dB dB cm deg 1 5746.80 49.13 68.30 -19.17 38.64 35.09 8.75 33.35 100 111 PEAK	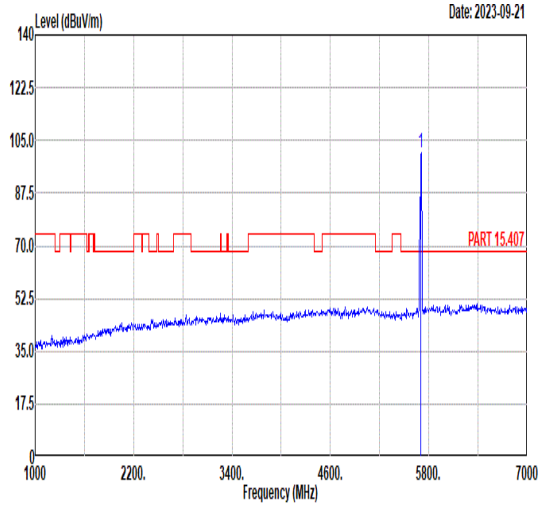 Freq Level Limit Line Margin Read Level Ant Factor Cable Loss Preamp Factor APos TPos Remark MHz dBuV/m dBuV/m dB dBuV dB/m dB dB cm deg 1 5700.00 100.94 ------ ------ 90.65 35.03 8.62 33.36 100 111 PEAK
Avg	Blank	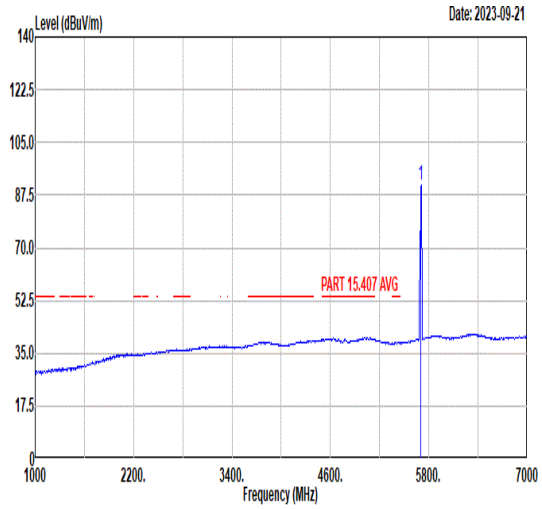 Freq Level Limit Line Margin Read Level Ant Factor Cable Loss Preamp Factor APos TPos Remark MHz dBuV/m dBuV/m dB dBuV dB/m dB dB cm deg 1 5700.00 90.62 ------ ------ 80.33 35.03 8.62 33.36 100 111 AVERAGE

Mode	52	
	Band Edge	
	U-NII-2C_5.47-5.725_802.11ax HE20_CH140_Partial RU52/40_5700MHz	
ANT	CDD 0+1	
Pol.	Vertical	Fundamental
Peak	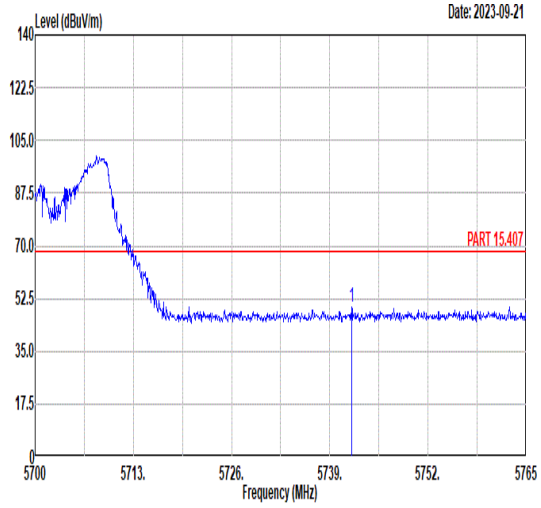 Freq Level Limit Line Margin Read Level Ant Factor Cable Loss Preamp Factor APos TPos Remark MHz dBuV/m dBuV/m dB dBuV dB/m dB dB cm deg 1 5741.86 49.83 68.30 -18.47 39.36 35.08 8.74 33.35 204 115 PEAK	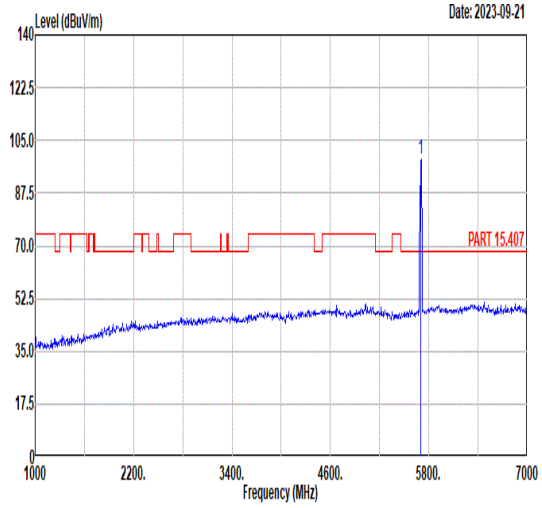 Freq Level Limit Line Margin Read Level Ant Factor Cable Loss Preamp Factor APos TPos Remark MHz dBuV/m dBuV/m dB dBuV dB/m dB dB cm deg 1 5700.00 98.68 ------ ------ 88.39 35.03 8.62 33.36 204 115 PEAK
Avg	Blank	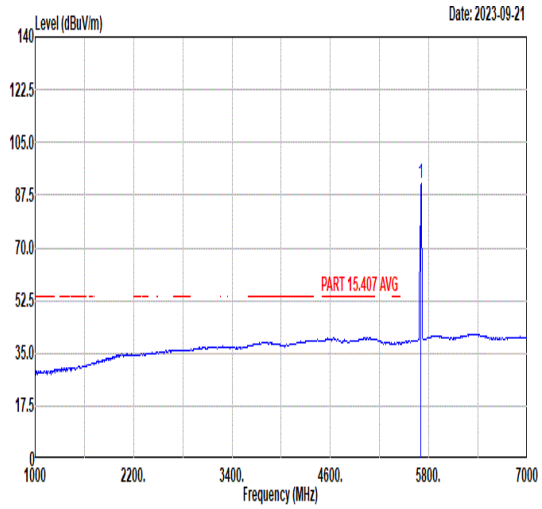 Freq Level Limit Line Margin Read Level Ant Factor Cable Loss Preamp Factor APos TPos Remark MHz dBuV/m dBuV/m dB dBuV dB/m dB dB cm deg 1 5700.00 91.61 ------ ------ 81.32 35.03 8.62 33.36 204 115 AVERAGE

Mode	53	
	Band Edge	
	U-NII-1_5.15-5.25_802.11ax HE20_CH36_Partial RU106/53_5180MHz	
ANT	CDD 0+1	
Pol.	Horizontal	Fundamental
Peak	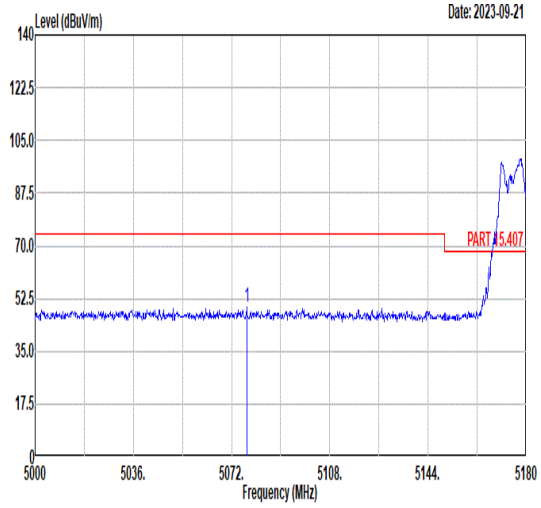 Freq Level Limit Line Margin Read Level Ant Factor Cable Loss Preamp Factor APos TPos Remark MHz dBuV/m dBuV/m dB dBuV dB/m dB dB cm deg 1 5077.58 49.46 74.00 -24.54 39.96 34.36 7.87 32.73 284 74 PEAK	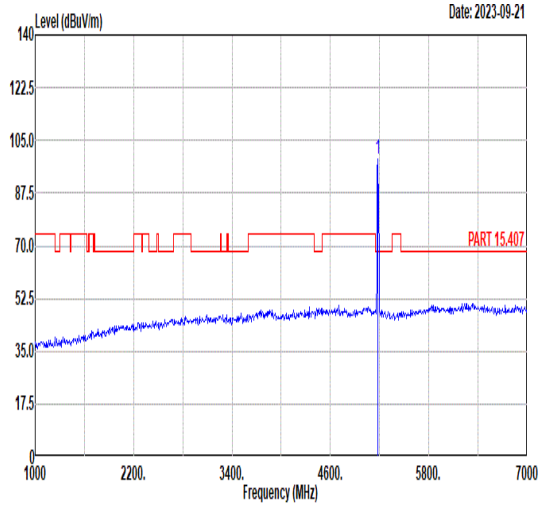 Freq Level Limit Line Margin Read Level Ant Factor Cable Loss Preamp Factor APos TPos Remark MHz dBuV/m dBuV/m dB dBuV dB/m dB dB cm deg 1 5180.00 98.97 ------ ------ 89.48 34.44 7.94 32.89 284 74 PEAK
Avg	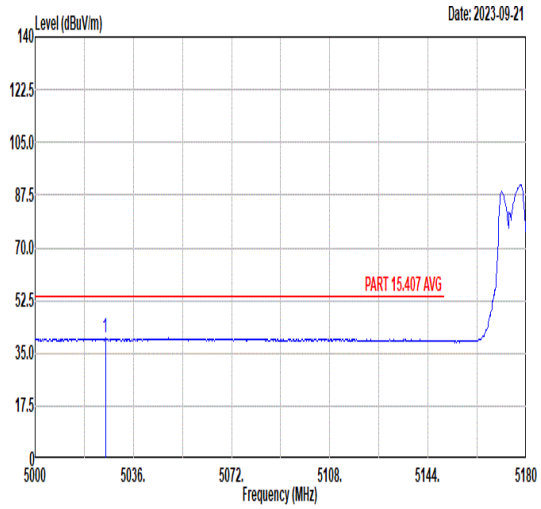 Freq Level Limit Line Margin Read Level Ant Factor Cable Loss Preamp Factor APos TPos Remark MHz dBuV/m dBuV/m dB dBuV dB/m dB dB cm deg 1 5025.74 40.01 54.00 -13.99 30.49 34.32 7.84 32.64 284 74 AVERAGE	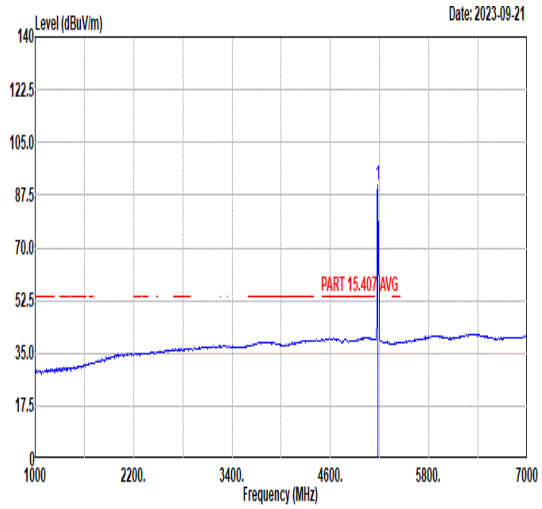 Freq Level Limit Line Margin Read Level Ant Factor Cable Loss Preamp Factor APos TPos Remark MHz dBuV/m dBuV/m dB dBuV dB/m dB dB cm deg 1 5180.00 90.66 ------ ------ 81.17 34.44 7.94 32.89 284 74 AVERAGE

Mode	53	
	Band Edge	
	U-NII-1_5.15-5.25_802.11ax HE20_CH36_Partial RU106/53_5180MHz	
ANT	CDD 0+1	
Pol.	Vertical	Fundamental
Peak	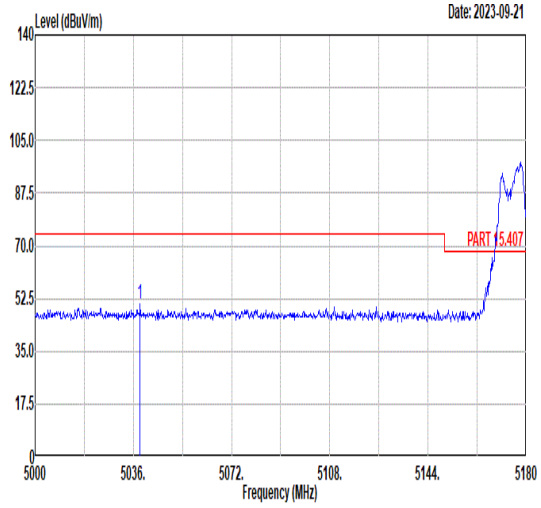 Freq Level Limit Line Margin Read Level Ant Factor Cable Loss Preamp Factor APos TPos Remark MHz dBuV/m dBuV/m dB dBuV dB/m dB dB cm deg 1 5038.52 50.53 74.00 -23.47 41.03 34.33 7.84 32.67 370 114 PEAK	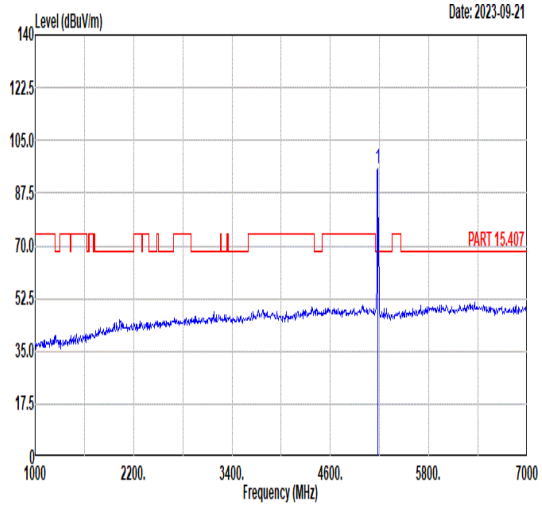 Freq Level Limit Line Margin Read Level Ant Factor Cable Loss Preamp Factor APos TPos Remark MHz dBuV/m dBuV/m dB dBuV dB/m dB dB cm deg 1 5180.00 95.41 ------ ------ 85.92 34.44 7.94 32.89 370 114 PEAK
Avg	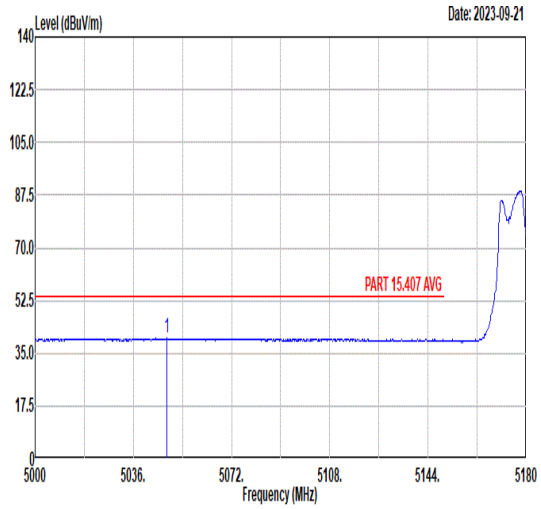 Freq Level Limit Line Margin Read Level Ant Factor Cable Loss Preamp Factor APos TPos Remark MHz dBuV/m dBuV/m dB dBuV dB/m dB dB cm deg 1 5048.24 40.09 54.00 -13.91 30.58 34.34 7.85 32.68 370 114 AVERAGE	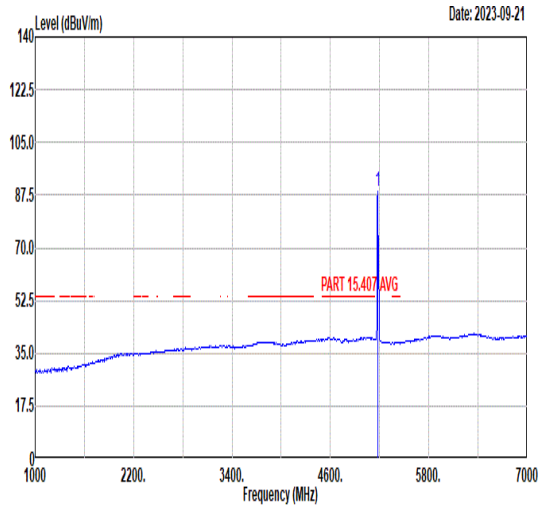 Freq Level Limit Line Margin Read Level Ant Factor Cable Loss Preamp Factor APos TPos Remark MHz dBuV/m dBuV/m dB dBuV dB/m dB dB cm deg 1 5180.00 88.70 ------ ------ 79.21 34.44 7.94 32.89 370 114 AVERAGE

Mode	54	
	Band Edge - L	
	U-NII-1_5.15-5.25_802.11ax HE20_CH48_Partial RU106/54_5240MHz	
ANT	CDD 0+1	
Pol.	Horizontal	Fundamental
Peak	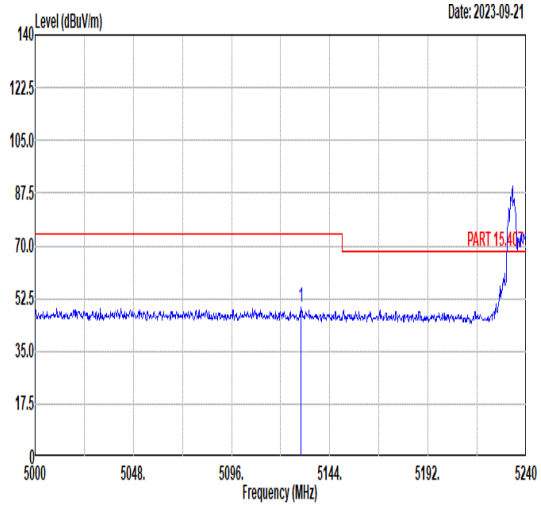 Freq Level Limit Line Margin Read Level Ant Factor Cable Loss Preamp Factor APos TPos Remark MHz dBuV/m dBuV/m dB dBuV dB/m dB dB cm deg 1 5130.08 49.42 74.00 -24.58 39.91 34.41 7.91 32.81 364 33 PEAK	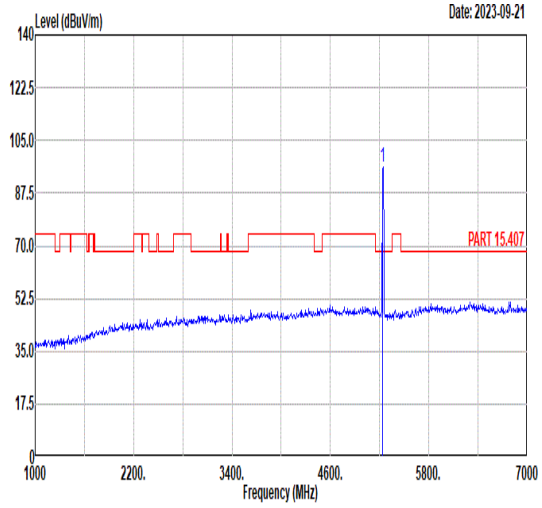 Freq Level Limit Line Margin Read Level Ant Factor Cable Loss Preamp Factor APos TPos Remark MHz dBuV/m dBuV/m dB dBuV dB/m dB dB cm deg 1 5240.00 96.06 ------ ------ 86.50 34.50 8.06 33.00 364 33 PEAK
Avg	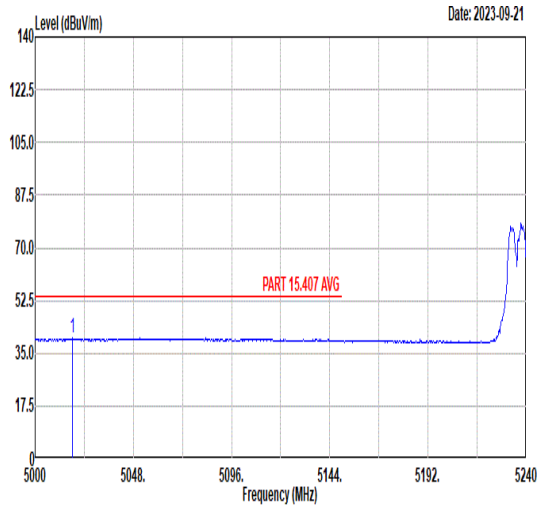 Freq Level Limit Line Margin Read Level Ant Factor Cable Loss Preamp Factor APos TPos Remark MHz dBuV/m dBuV/m dB dBuV dB/m dB dB cm deg 1 5018.24 39.92 54.00 -14.08 30.40 34.32 7.83 32.63 364 33 AVERAGE	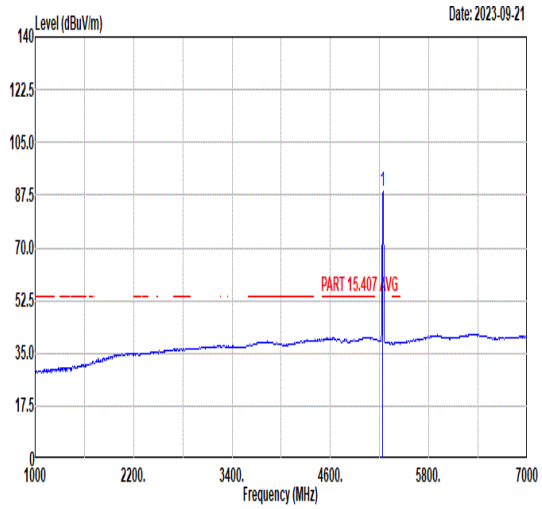 Freq Level Limit Line Margin Read Level Ant Factor Cable Loss Preamp Factor APos TPos Remark MHz dBuV/m dBuV/m dB dBuV dB/m dB dB cm deg 1 5240.00 88.73 ------ ------ 79.17 34.50 8.06 33.00 364 33 AVERAGE

Mode	54	
	Band Edge - R	
	U-NII-1_5.15-5.25_802.11ax HE20_CH48_Partial RU106/54_5240MHz	
ANT	CDD 0+1	
Pol.	Horizontal	Fundamental
Peak	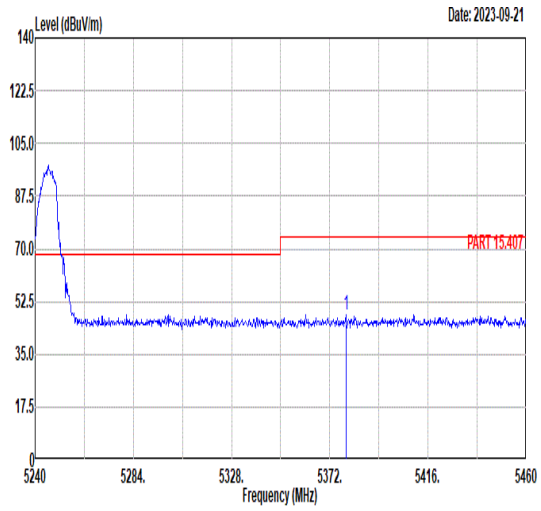 Freq Level Limit Line Margin Read Level Ant Factor Cable Loss Preamp Factor APos TPos Remark MHz dBuV/m dBuV/m dB dBuV dB/m dB dB cm deg 1 5379.26 47.88 74.00 -26.12 38.09 34.60 8.41 33.22 364 33 PEAK	Blank
Avg	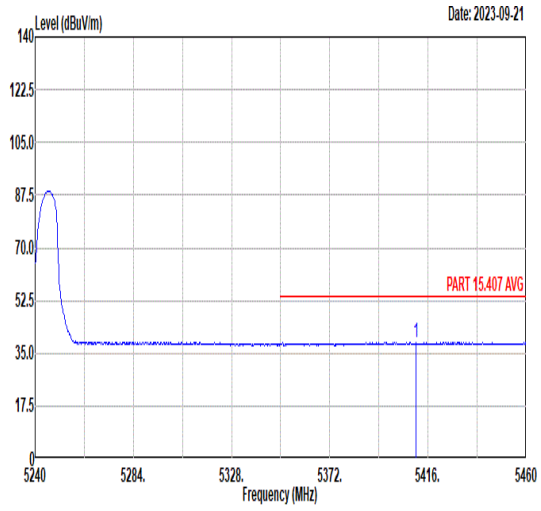 Freq Level Limit Line Margin Read Level Ant Factor Cable Loss Preamp Factor APos TPos Remark MHz dBuV/m dBuV/m dB dBuV dB/m dB dB cm deg 1 5410.72 38.66 54.00 -15.34 28.82 34.63 8.48 33.27 364 33 AVERAGE	Blank

Mode	54	
	Band Edge - L	
	U-NII-1_5.15-5.25_802.11ax HE20_CH48_Partial RU106/54_5240MHz	
ANT	CDD 0+1	
Pol.	Vertical	Fundamental
Peak	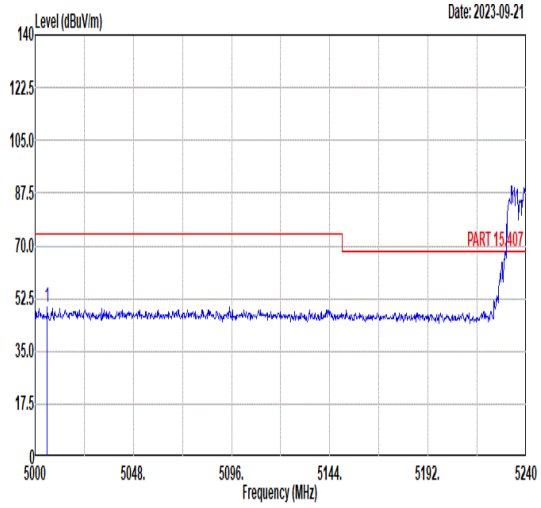 Freq Level Limit Line Margin Read Level Ant Factor Cable Loss Preamp Factor APos TPos Remark MHz dBuV/m dBuV/m dB dBuV dB/m dB dB cm deg 1 5006.00 49.44 74.00 -24.56 39.91 34.31 7.83 32.61 300 360 PEAK	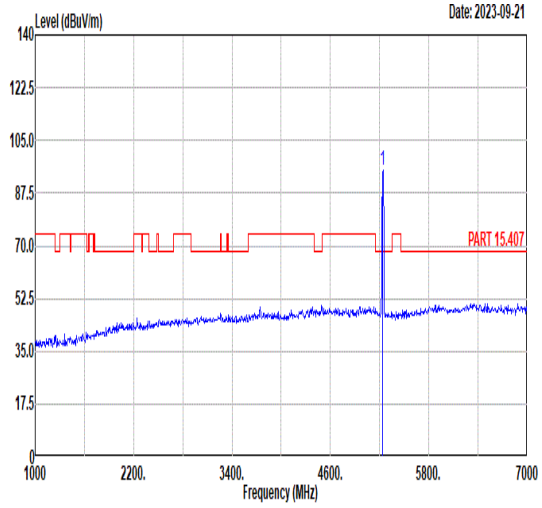 Freq Level Limit Line Margin Read Level Ant Factor Cable Loss Preamp Factor APos TPos Remark MHz dBuV/m dBuV/m dB dBuV dB/m dB dB cm deg 1 5240.00 94.91 ------ ------ 85.35 34.50 8.06 33.00 300 360 PEAK
Avg	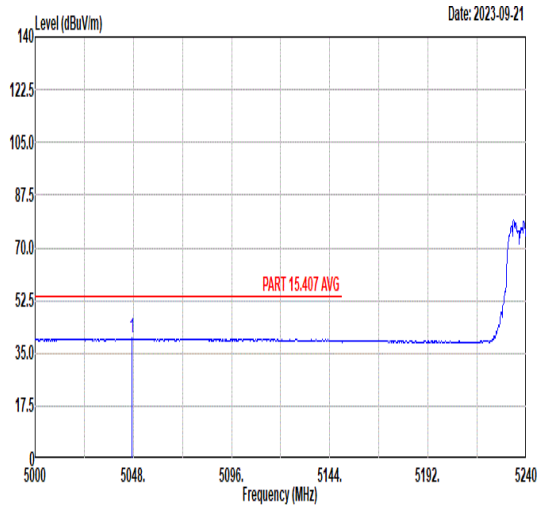 Freq Level Limit Line Margin Read Level Ant Factor Cable Loss Preamp Factor APos TPos Remark MHz dBuV/m dBuV/m dB dBuV dB/m dB dB cm deg 1 5047.28 39.91 54.00 -14.09 30.40 34.34 7.85 32.68 300 360 AVERAGE	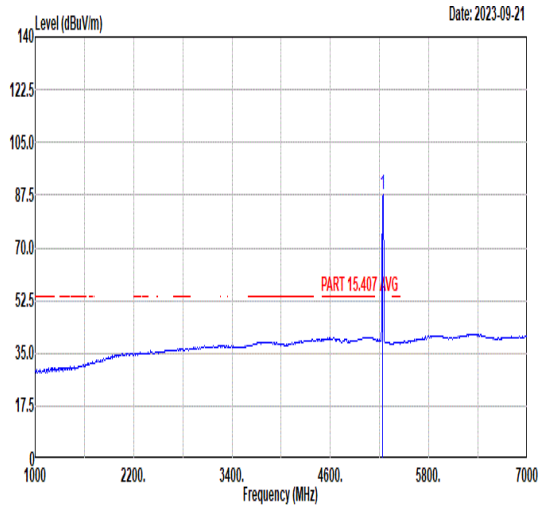 Freq Level Limit Line Margin Read Level Ant Factor Cable Loss Preamp Factor APos TPos Remark MHz dBuV/m dBuV/m dB dBuV dB/m dB dB cm deg 1 5240.00 87.82 ------ ------ 78.26 34.50 8.06 33.00 300 360 AVERAGE

Mode	54	
	Band Edge - R	
	U-NII-1_5.15-5.25_802.11ax HE20_CH48_Partial RU106/54_5240MHz	
ANT	CDD 0+1	
Pol.	Vertical	Fundamental
Peak	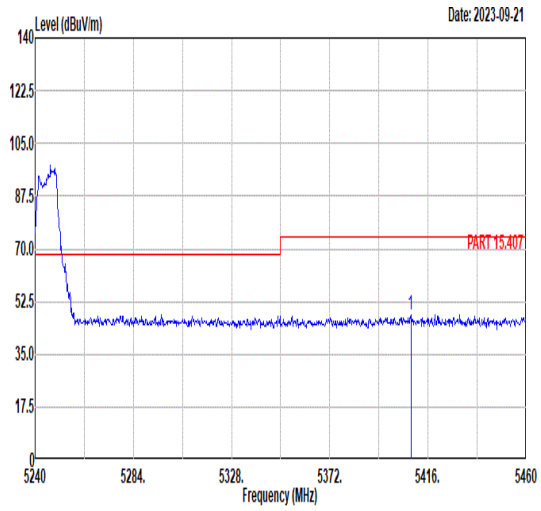 Freq Level Limit Line Margin Read Level Ant Factor Cable Loss Preamp Factor APos TPos Remark MHz dBuV/m dBuV/m dB dBuV dB/m dB dB cm deg 1 5408.30 48.18 74.00 -25.82 38.34 34.62 8.48 33.26 300 360 PEAK	Blank
Avg	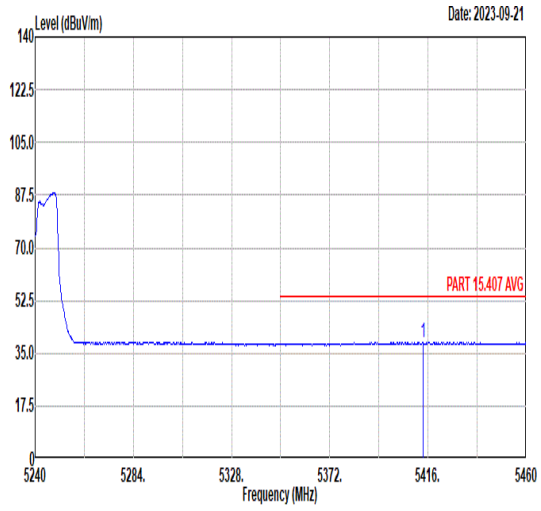 Freq Level Limit Line Margin Read Level Ant Factor Cable Loss Preamp Factor APos TPos Remark MHz dBuV/m dBuV/m dB dBuV dB/m dB dB cm deg 1 5413.80 38.59 54.00 -15.41 28.76 34.63 8.47 33.27 300 360 AVERAGE	Blank

Mode	55	
	Band Edge - L	
	U-NII-2A_5.25-5.35_802.11ax HE20_CH52_Partial RU106/53_5260MHz	
ANT	CDD 0+1	
Pol.	Horizontal	Fundamental
Peak	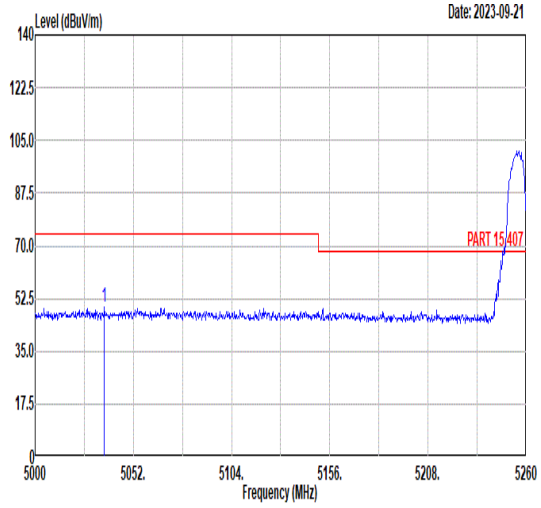 Freq Level Limit Line Margin Read Level Ant Factor Cable Loss Preamp Factor APos TPos Remark MHz dBuV/m dBuV/m dB dBuV dB/m dB dB cm deg 1 5036.66 49.46 74.00 -24.54 39.95 34.33 7.84 32.66 100 127 PEAK	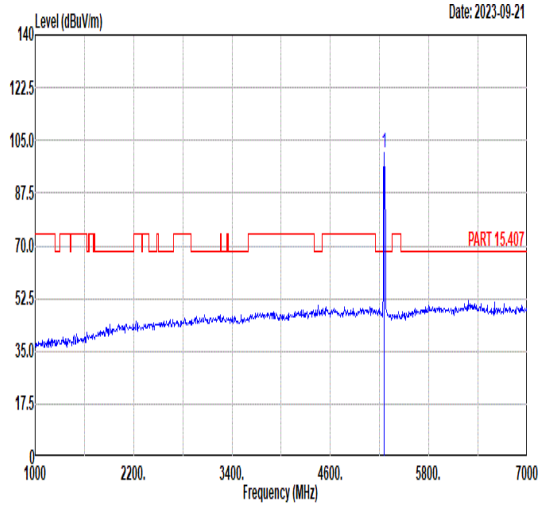 Freq Level Limit Line Margin Read Level Ant Factor Cable Loss Preamp Factor APos TPos Remark MHz dBuV/m dBuV/m dB dBuV dB/m dB dB cm deg 1 5260.00 101.10 ------ ------ 91.54 34.50 8.07 33.01 100 127 PEAK
Avg	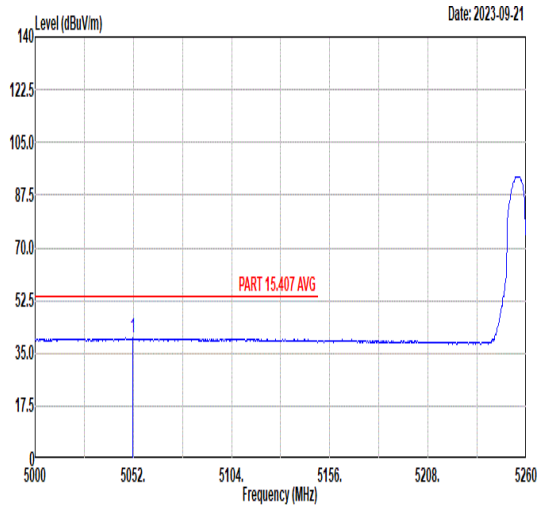 Freq Level Limit Line Margin Read Level Ant Factor Cable Loss Preamp Factor APos TPos Remark MHz dBuV/m dBuV/m dB dBuV dB/m dB dB cm deg 1 5051.48 40.00 54.00 -14.00 30.50 34.34 7.85 32.69 100 127 AVERAGE	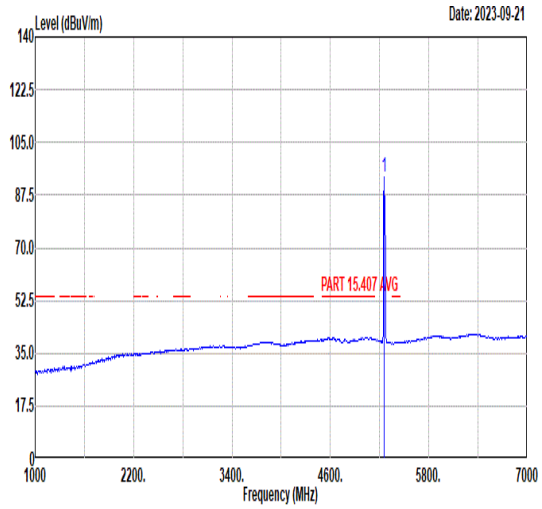 Freq Level Limit Line Margin Read Level Ant Factor Cable Loss Preamp Factor APos TPos Remark MHz dBuV/m dBuV/m dB dBuV dB/m dB dB cm deg 1 5260.00 93.60 ------ ------ 84.04 34.50 8.07 33.01 100 127 AVERAGE

Mode	55	
	Band Edge - R	
	U-NII-2A_5.25-5.35_802.11ax HE20_CH52_Partial RU106/53_5260MHz	
ANT	CDD 0+1	
Pol.	Horizontal	Fundamental
Peak	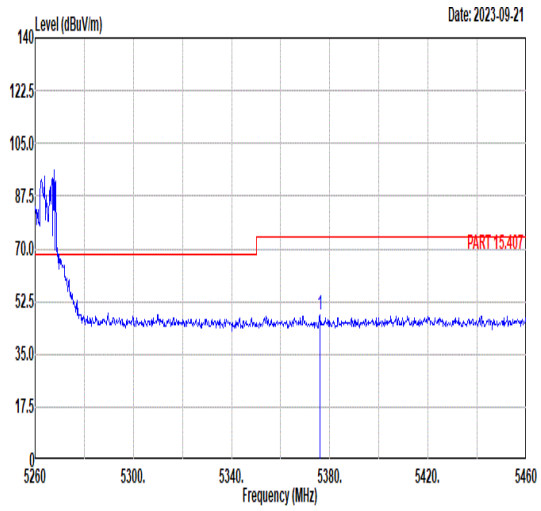 Freq Level Limit Line Margin Read Level Ant Factor Cable Loss Preamp Factor APos TPos Remark MHz dBuV/m dBuV/m dB dBuV dB/m dB dB cm deg 1 5376.00 48.08 74.00 -25.92 38.29 34.60 8.40 33.21 100 127 PEAK	Blank
Avg	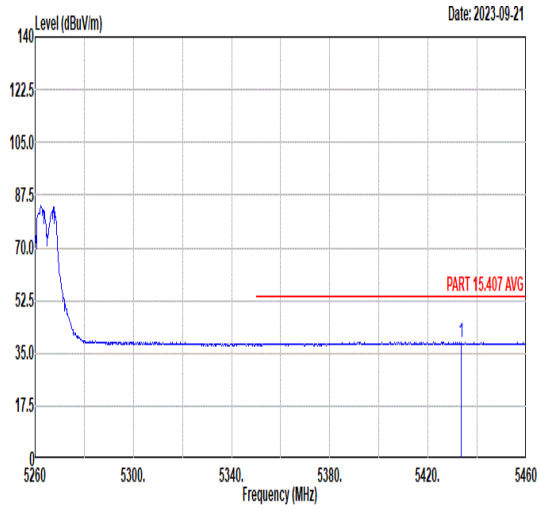 Freq Level Limit Line Margin Read Level Ant Factor Cable Loss Preamp Factor APos TPos Remark MHz dBuV/m dBuV/m dB dBuV dB/m dB dB cm deg 1 5433.60 38.63 54.00 -15.37 28.86 34.64 8.44 33.31 100 127 AVERAGE	Blank

Mode	55	
	Band Edge - L	
	U-NII-2A_5.25-5.35_802.11ax HE20_CH52_Partial RU106/53_5260MHz	
ANT	CDD 0+1	
Pol.	Vertical	Fundamental
Peak	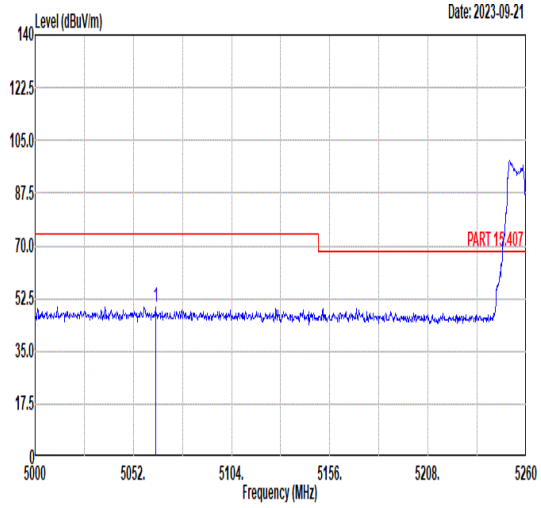 Freq Level Limit Line Margin Read Level Ant Factor Cable Loss Preamp Factor APos TPos Remark MHz dBuV/m dBuV/m dB dBuV dB/m dB dB cm deg 1 5063.70 49.70 74.00 -24.30 40.20 34.35 7.86 32.71 100 327 PEAK	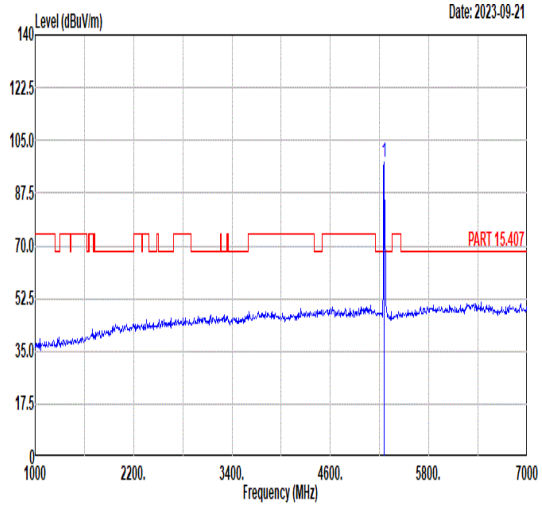 Freq Level Limit Line Margin Read Level Ant Factor Cable Loss Preamp Factor APos TPos Remark MHz dBuV/m dBuV/m dB dBuV dB/m dB dB cm deg 1 5260.00 97.63 ------ ------ 88.07 34.50 8.07 33.01 100 327 PEAK
Avg	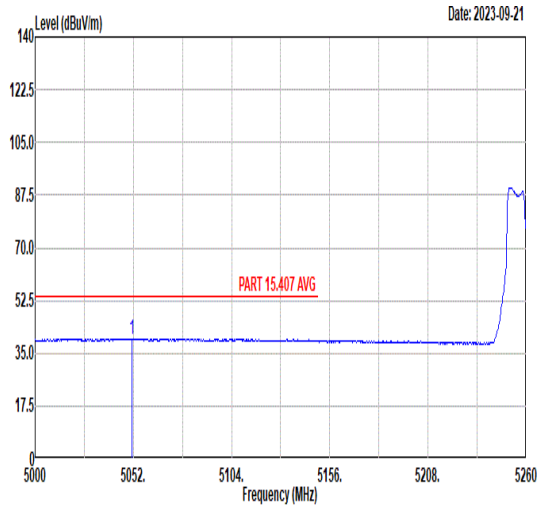 Freq Level Limit Line Margin Read Level Ant Factor Cable Loss Preamp Factor APos TPos Remark MHz dBuV/m dBuV/m dB dBuV dB/m dB dB cm deg 1 5051.22 39.86 54.00 -14.14 30.36 34.34 7.85 32.69 100 327 AVERAGE	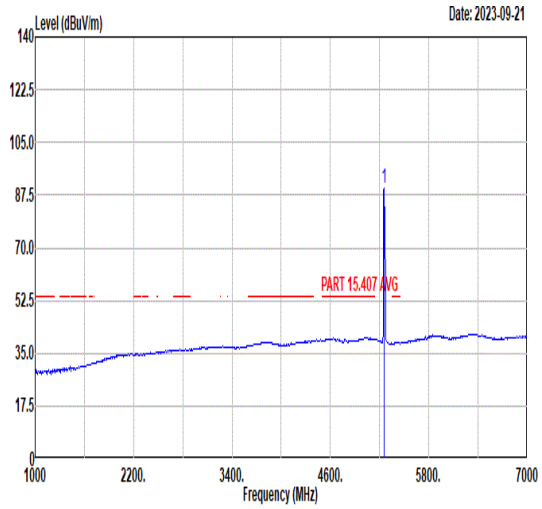 Freq Level Limit Line Margin Read Level Ant Factor Cable Loss Preamp Factor APos TPos Remark MHz dBuV/m dBuV/m dB dBuV dB/m dB dB cm deg 1 5260.00 89.78 ------ ------ 80.22 34.50 8.07 33.01 100 327 AVERAGE

Mode	55	
	Band Edge - R	
	U-NII-2A_5.25-5.35_802.11ax HE20_CH52_Partial RU106/53_5260MHz	
ANT	CDD 0+1	
Pol.	Vertical	Fundamental
Peak	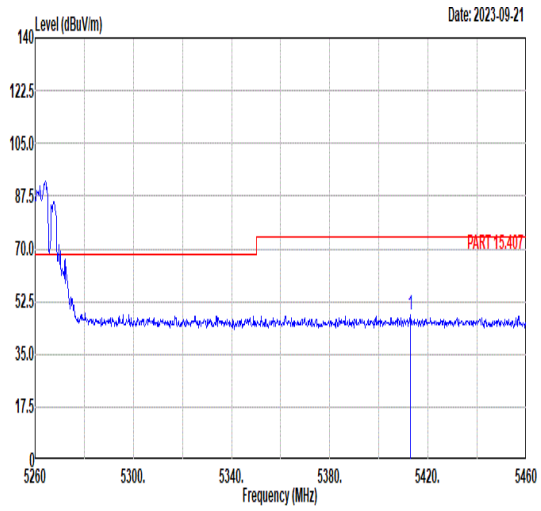 Freq Level Limit Line Margin Read Level Ant Factor Cable Loss Preamp Factor APos TPos Remark MHz dBuV/m dBuV/m dB dBuV dB/m dB dB cm deg 1 5412.80 48.06 74.00 -25.94 38.23 34.63 8.47 33.27 100 327 PEAK	Blank
Avg	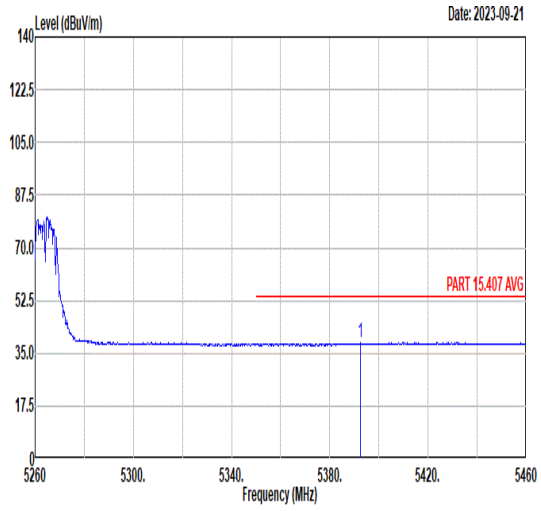 Freq Level Limit Line Margin Read Level Ant Factor Cable Loss Preamp Factor APos TPos Remark MHz dBuV/m dBuV/m dB dBuV dB/m dB dB cm deg 1 5392.40 38.55 54.00 -15.45 28.74 34.61 8.44 33.24 100 327 AVERAGE	Blank

Mode	56	
	Band Edge	
	U-NII-2A_5.25-5.35_802.11ax HE20_CH64_Partial RU106/54_5320MHz	
ANT	CDD 0+1	
Pol.	Horizontal	Fundamental
Peak	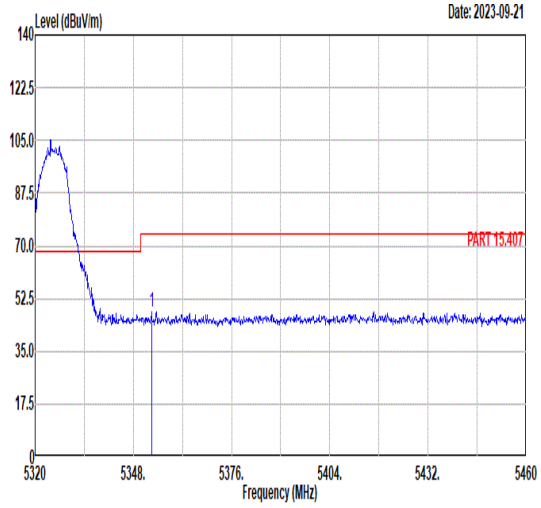 Freq Level Limit Line Margin Read Level Ant Factor Cable Loss Preamp Factor APos TPos Remark MHz dBuV/m dBuV/m dB dBuV dB/m dB dB cm deg 1 5353.18 48.19 74.00 -25.81 38.45 34.58 8.34 33.18 100 135 PEAK	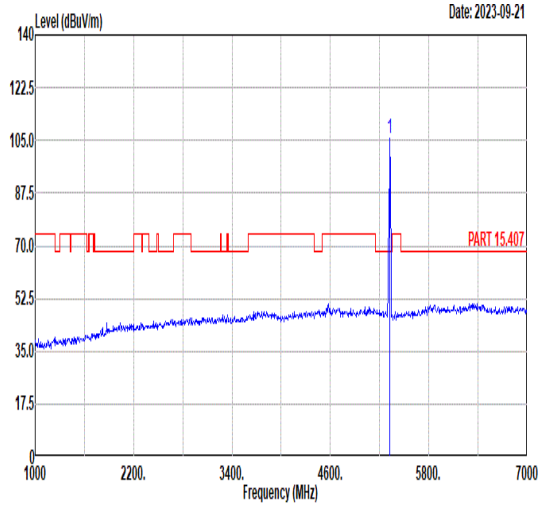 Freq Level Limit Line Margin Read Level Ant Factor Cable Loss Preamp Factor APos TPos Remark MHz dBuV/m dBuV/m dB dBuV dB/m dB dB cm deg 1 5320.00 105.80 ------ ------ 96.11 34.56 8.26 33.13 100 135 PEAK
Avg	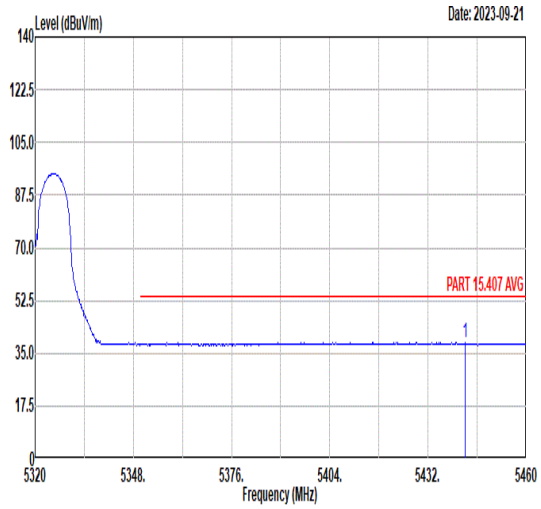 Freq Level Limit Line Margin Read Level Ant Factor Cable Loss Preamp Factor APos TPos Remark MHz dBuV/m dBuV/m dB dBuV dB/m dB dB cm deg 1 5442.50 38.47 54.00 -15.53 28.71 34.65 8.43 33.32 100 135 AVERAGE	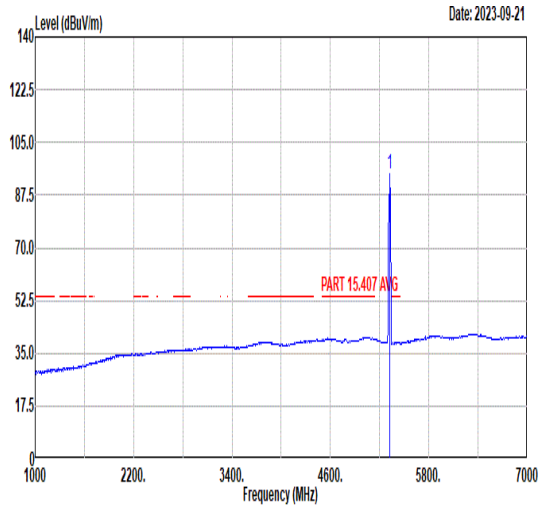 Freq Level Limit Line Margin Read Level Ant Factor Cable Loss Preamp Factor APos TPos Remark MHz dBuV/m dBuV/m dB dBuV dB/m dB dB cm deg 1 5320.00 94.43 ------ ------ 84.74 34.56 8.26 33.13 100 135 AVERAGE

Mode	56	
	Band Edge	
	U-NII-2A_5.25-5.35_802.11ax HE20_CH64_Partial RU106/54_5320MHz	
ANT	CDD 0+1	
Pol.	Vertical	Fundamental
Peak	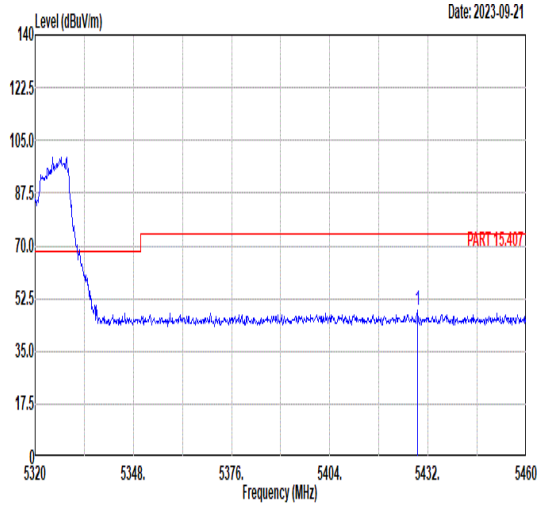 Freq Level Limit Line Margin Read Level Ant Factor Cable Loss Preamp Factor APos TPos Remark MHz dBuV/m dBuV/m dB dBuV dB/m dB dB cm deg 1 5428.92 48.61 74.00 -25.39 38.82 34.64 8.45 33.30 127 26 PEAK	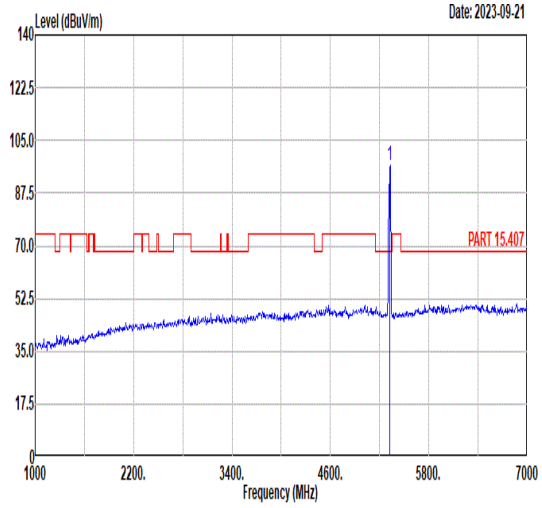 Freq Level Limit Line Margin Read Level Ant Factor Cable Loss Preamp Factor APos TPos Remark MHz dBuV/m dBuV/m dB dBuV dB/m dB dB cm deg 1 5320.00 96.59 ------ ------ 86.89 34.56 8.28 33.14 127 26 PEAK
Avg	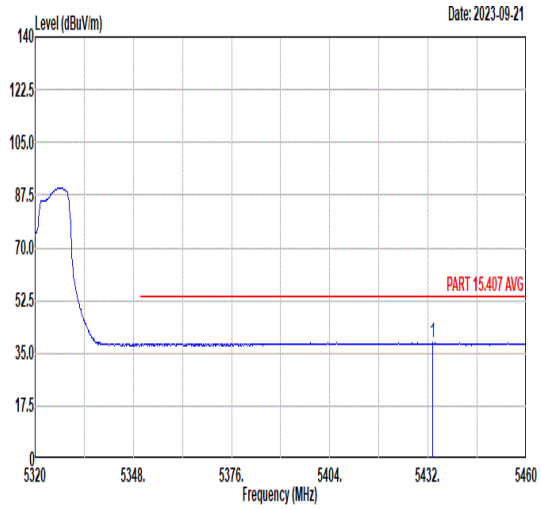 Freq Level Limit Line Margin Read Level Ant Factor Cable Loss Preamp Factor APos TPos Remark MHz dBuV/m dBuV/m dB dBuV dB/m dB dB cm deg 1 5433.26 38.44 54.00 -15.56 28.66 34.64 8.44 33.30 127 26 AVERAGE	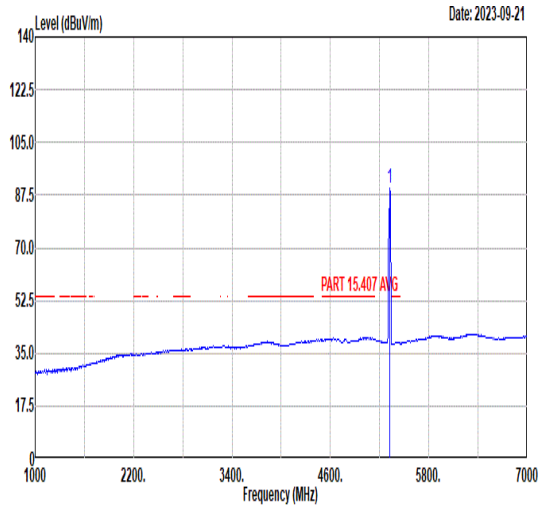 Freq Level Limit Line Margin Read Level Ant Factor Cable Loss Preamp Factor APos TPos Remark MHz dBuV/m dBuV/m dB dBuV dB/m dB dB cm deg 1 5320.00 89.86 ------ ------ 80.17 34.56 8.26 33.13 127 26 AVERAGE

Mode	57	
	Band Edge	
	U-NII-2C_5.47-5.725_802.11ax HE20_CH100_Partial RU106/53_5500MHz	
ANT	CDD 0+1	
Pol.	Horizontal	Fundamental
Peak	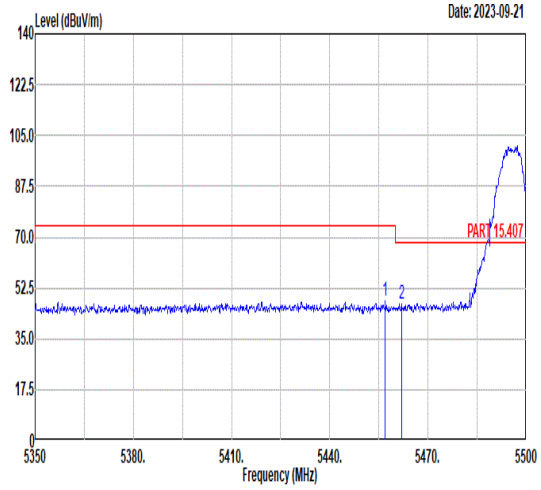 Freq Level Limit Line Margin Read Level Ant Factor Cable Loss Preamp Factor APos TPos Remark MHz dBuV/m dBuV/m dB dBuV dB/m dB dB cm deg 1 5456.95 47.83 74.00 -26.17 38.10 34.66 8.41 33.34 100 145 PEAK 2 5461.90 47.04 68.30 -21.26 37.31 34.67 8.41 33.35 100 145 PEAK	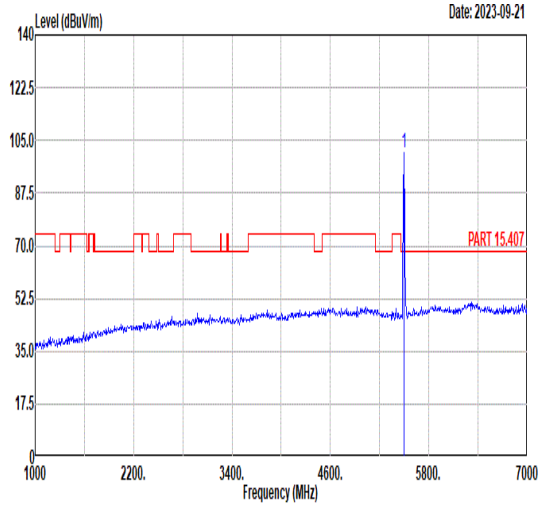 Freq Level Limit Line Margin Read Level Ant Factor Cable Loss Preamp Factor APos TPos Remark MHz dBuV/m dBuV/m dB dBuV dB/m dB dB cm deg 1 5500.00 101.09 ------ ------ 91.44 34.69 8.36 33.40 100 145 PEAK
Avg	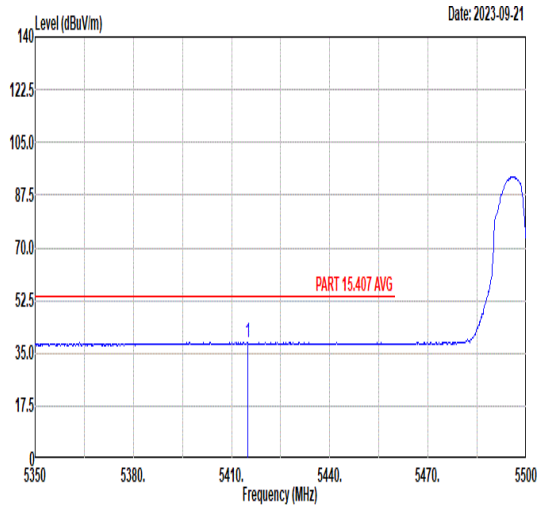 Freq Level Limit Line Margin Read Level Ant Factor Cable Loss Preamp Factor APos TPos Remark MHz dBuV/m dBuV/m dB dBuV dB/m dB dB cm deg 1 5414.95 38.57 54.00 -15.43 28.75 34.63 8.47 33.28 100 145 AVERAGE	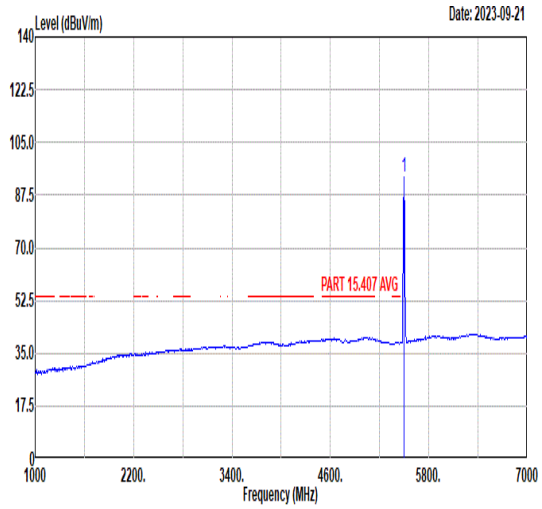 Freq Level Limit Line Margin Read Level Ant Factor Cable Loss Preamp Factor APos TPos Remark MHz dBuV/m dBuV/m dB dBuV dB/m dB dB cm deg 1 5500.00 93.55 ------ ------ 83.90 34.69 8.36 33.40 100 145 AVERAGE

Mode	57	
	Band Edge	
	U-NII-2C_5.47-5.725_802.11ax HE20_CH100_Partial RU106/53_5500MHz	
ANT	CDD 0+1	
Pol.	Vertical	Fundamental
Peak	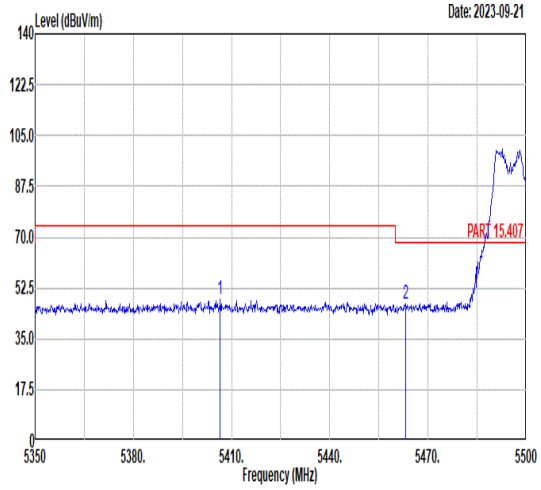 Freq Level Limit Line Margin Read Level Ant Factor Cable Loss Preamp Factor APos TPos Remark MHz dBuV/m dBuV/m dB dBuV dB/m dB dB cm deg 1 5406.55 48.51 74.00 -25.49 38.67 34.62 8.48 33.26 215 107 PEAK 2 5463.10 46.86 68.30 -21.44 37.13 34.67 8.41 33.35 215 107 PEAK	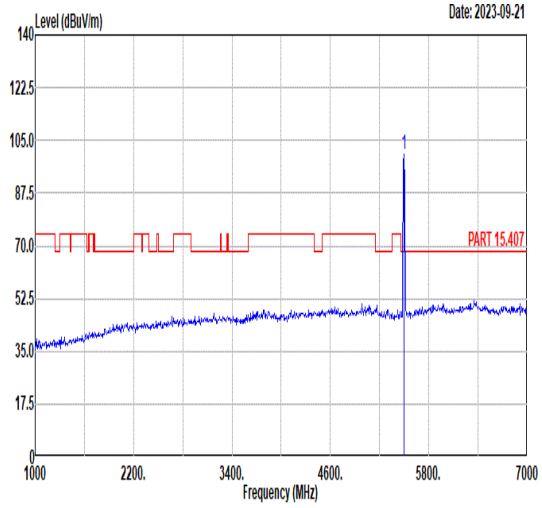 Freq Level Limit Line Margin Read Level Ant Factor Cable Loss Preamp Factor APos TPos Remark MHz dBuV/m dBuV/m dB dBuV dB/m dB dB cm deg 1 5500.00 100.33 ------ ------ 90.67 34.70 8.36 33.40 215 107 PEAK
Avg	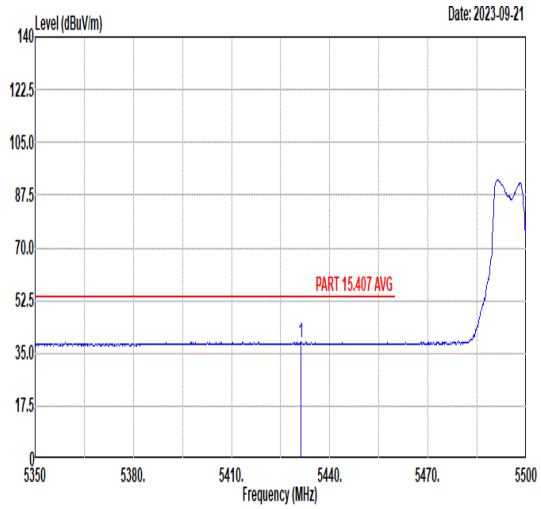 Freq Level Limit Line Margin Read Level Ant Factor Cable Loss Preamp Factor APos TPos Remark MHz dBuV/m dBuV/m dB dBuV dB/m dB dB cm deg 1 5431.15 38.49 54.00 -15.51 28.70 34.64 8.45 33.30 215 107 AVERAGE	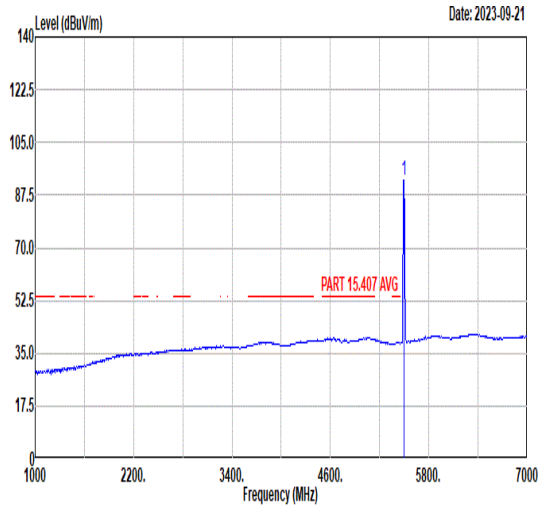 Freq Level Limit Line Margin Read Level Ant Factor Cable Loss Preamp Factor APos TPos Remark MHz dBuV/m dBuV/m dB dBuV dB/m dB dB cm deg 1 5500.00 92.53 ------ ------ 82.88 34.69 8.36 33.40 215 107 AVERAGE

Mode	58	
	Band Edge	
	U-NII-2C_5.47-5.725_802.11ax HE20_CH140_Partial RU106/54_5700MHz	
ANT	CDD 0+1	
Pol.	Horizontal	Fundamental
Peak	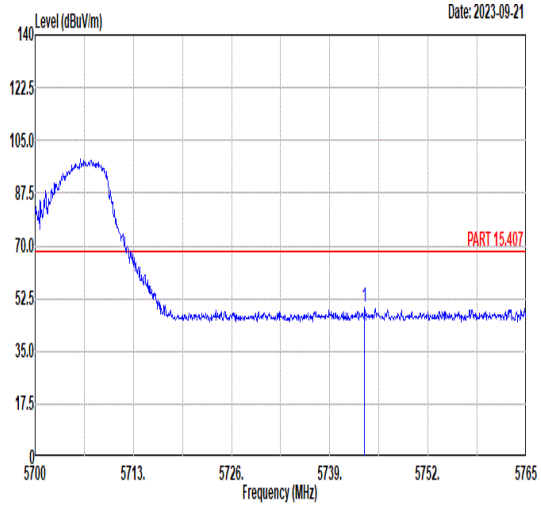 Freq Level Limit Line Margin Read Level Ant Factor Cable Loss Preamp Factor APos TPos Remark MHz dBuV/m dBuV/m dB dBuV dB/m dB dB cm deg 1 5743.62 49.43 68.30 -18.87 38.95 35.09 8.74 33.35 100 144 PEAK	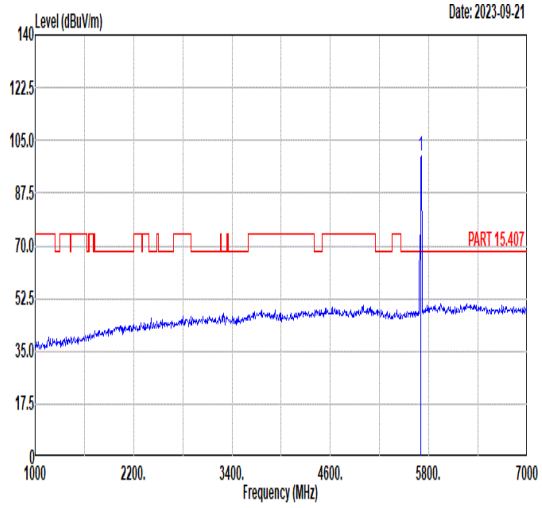 Freq Level Limit Line Margin Read Level Ant Factor Cable Loss Preamp Factor APos TPos Remark MHz dBuV/m dBuV/m dB dBuV dB/m dB dB cm deg 1 5700.00 100.05 ------ ------ 89.76 35.03 8.62 33.36 100 144 PEAK
Avg	Blank	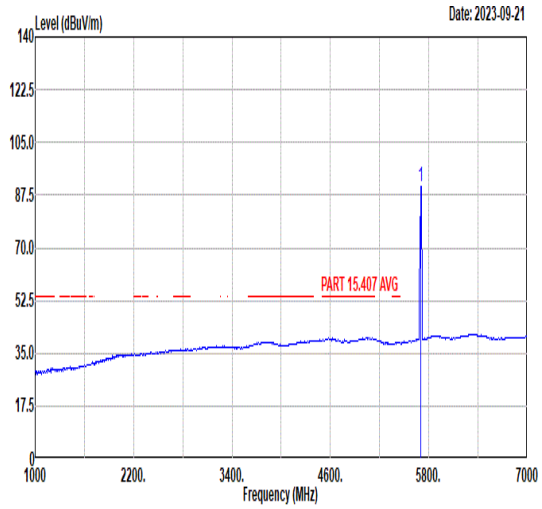 Freq Level Limit Line Margin Read Level Ant Factor Cable Loss Preamp Factor APos TPos Remark MHz dBuV/m dBuV/m dB dBuV dB/m dB dB cm deg 1 5700.00 90.34 ------ ------ 80.08 35.02 8.60 33.36 100 144 AVERAGE

Mode	58	
	Band Edge	
	U-NII-2C_5.47-5.725_802.11ax HE20_CH140_Partial RU106/54_5700MHz	
ANT	CDD 0+1	
Pol.	Vertical	Fundamental
Peak	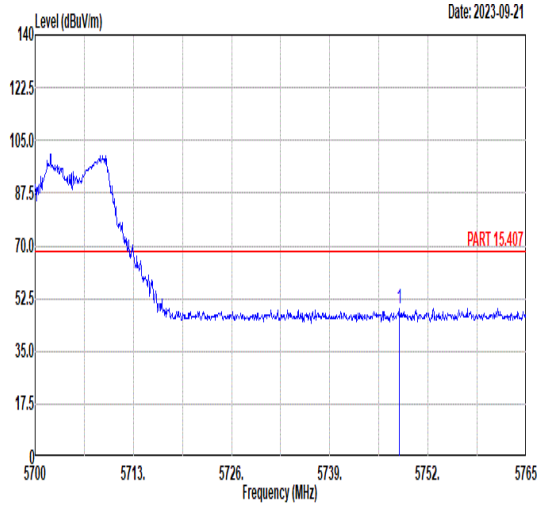 Freq Level Limit Line Margin Read Level Ant Factor Cable Loss Preamp Factor APos TPos Remark MHz dBuV/m dBuV/m dB dBuV dB/m dB dB cm deg 1 5748.17 49.06 68.30 -19.24 38.56 35.09 8.76 33.35 204 115 PEAK	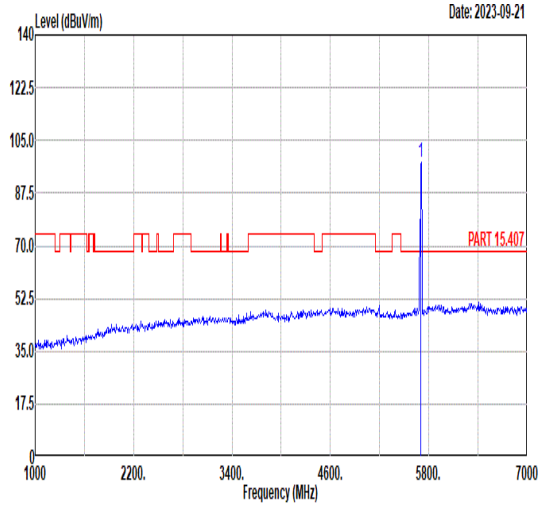 Freq Level Limit Line Margin Read Level Ant Factor Cable Loss Preamp Factor APos TPos Remark MHz dBuV/m dBuV/m dB dBuV dB/m dB dB cm deg 1 5700.00 97.93 ------ ------ 87.64 35.03 8.62 33.36 204 115 PEAK
Avg	Blank	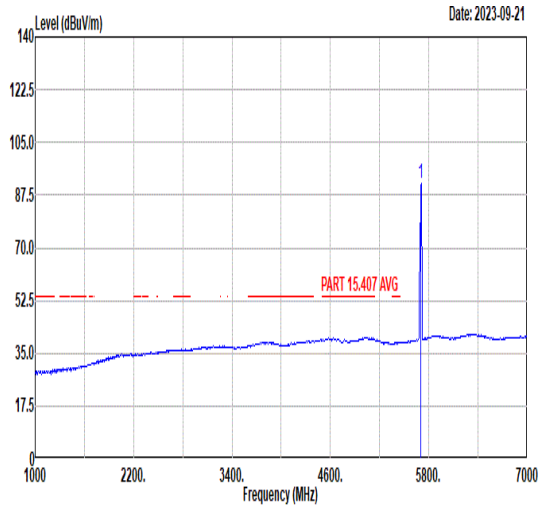 Freq Level Limit Line Margin Read Level Ant Factor Cable Loss Preamp Factor APos TPos Remark MHz dBuV/m dBuV/m dB dBuV dB/m dB dB cm deg 1 5700.00 91.59 ------ ------ 81.30 35.03 8.62 33.36 204 115 AVERAGE

Mode	59	
	Band Edge - L	
	U-NII-1_5.15-5.25_802.11ax HE40_CH38_Full_5190MHz	
ANT	CDD 0+1	
Pol.	Horizontal	Fundamental
Peak	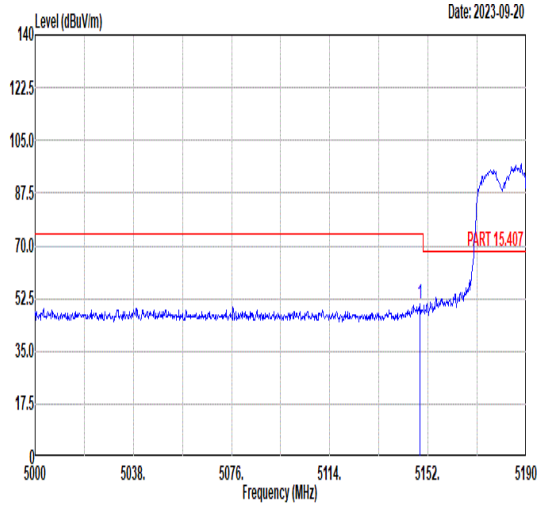 Freq Level Limit Line Margin Read Level Ant Factor Cable Loss Preamp Factor APos TPos Remark MHz dBuV/m dBuV/m dB dBuV dB/m dB dB cm deg 1 5148.77 50.54 74.00 -23.46 41.04 34.42 7.92 32.84 100 133 PEAK	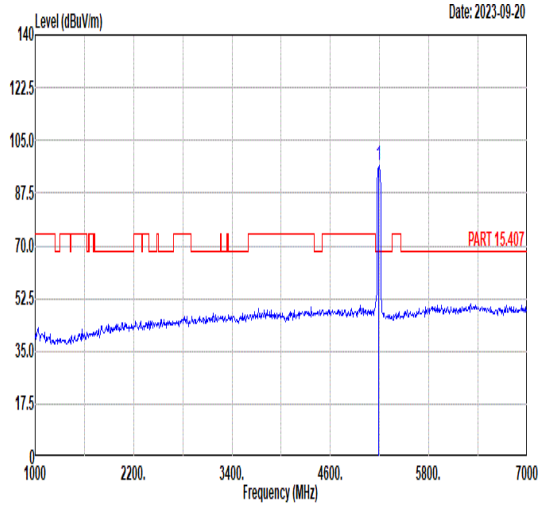 Freq Level Limit Line Margin Read Level Ant Factor Cable Loss Preamp Factor APos TPos Remark MHz dBuV/m dBuV/m dB dBuV dB/m dB dB cm deg 1 5190.00 96.53 ------ ------ 87.04 34.46 7.95 32.92 100 133 PEAK
Avg	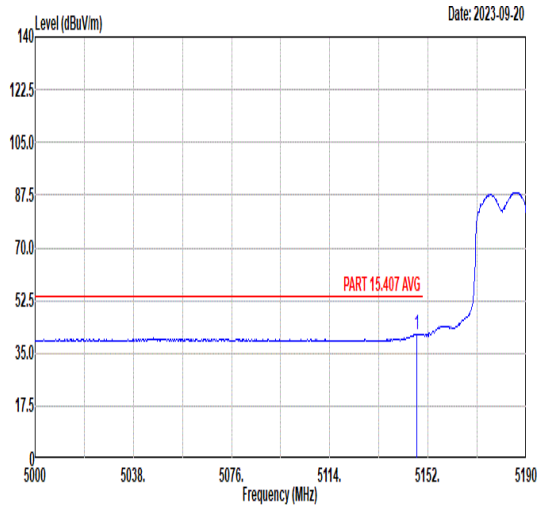 Freq Level Limit Line Margin Read Level Ant Factor Cable Loss Preamp Factor APos TPos Remark MHz dBuV/m dBuV/m dB dBuV dB/m dB dB cm deg 1 5147.63 41.39 54.00 -12.61 31.89 34.42 7.92 32.84 100 133 AVERAGE	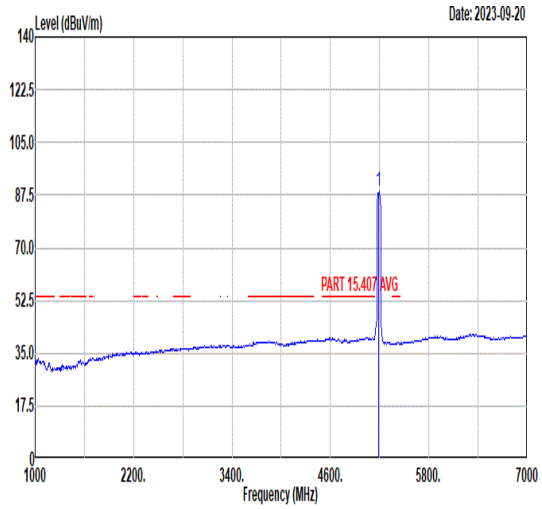 Freq Level Limit Line Margin Read Level Ant Factor Cable Loss Preamp Factor APos TPos Remark MHz dBuV/m dBuV/m dB dBuV dB/m dB dB cm deg 1 5190.00 88.87 ------ ------ 79.38 34.46 7.95 32.92 100 133 AVERAGE

Mode	59	
	Band Edge - R	
	U-NII-1_5.15-5.25_802.11ax HE40_CH38_Full_5190MHz	
ANT	CDD 0+1	
Pol.	Horizontal	Fundamental
Peak	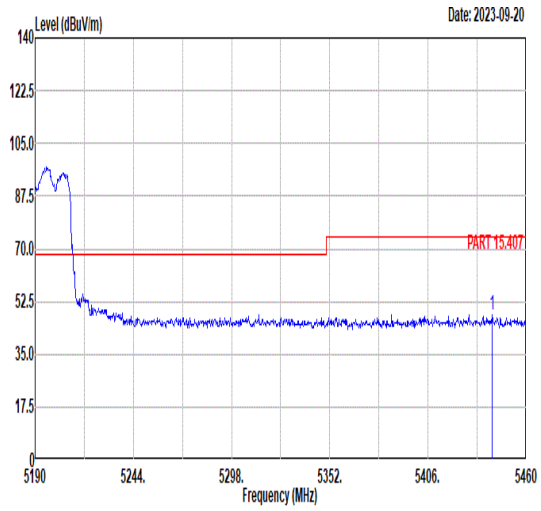 Freq Level Limit Line Margin Read Level Ant Factor Cable Loss Preamp Factor APos TPos Remark MHz dBuV/m dBuV/m dB dBuV dB/m dB dB cm deg 1 5441.10 48.16 74.00 -25.84 38.40 34.65 8.43 33.32 100 133 PEAK	Blank
Avg	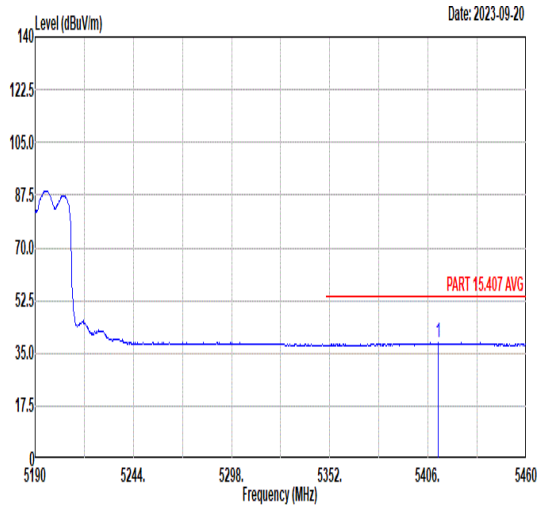 Freq Level Limit Line Margin Read Level Ant Factor Cable Loss Preamp Factor APos TPos Remark MHz dBuV/m dBuV/m dB dBuV dB/m dB dB cm deg 1 5411.40 38.45 54.00 -15.55 28.62 34.63 8.47 33.27 100 133 AVERAGE	Blank

Mode	59	
	Band Edge - L	
	U-NII-1_5.15-5.25_802.11ax HE40_CH38_Full_5190MHz	
ANT	CDD 0+1	
Pol.	Vertical	Fundamental
Peak	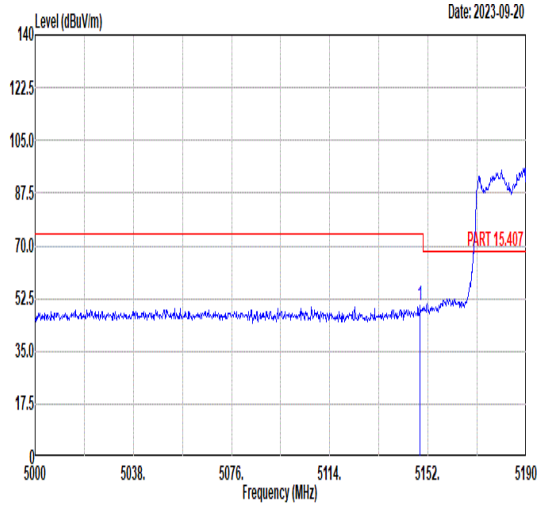 Freq Level Limit Line Margin Read Level Ant Factor Cable Loss Preamp Factor APos TPos Remark MHz dBuV/m dBuV/m dB dBuV dB/m dB dB cm deg 1 5148.96 49.97 74.00 -24.03 40.47 34.42 7.92 32.84 135 354 PEAK	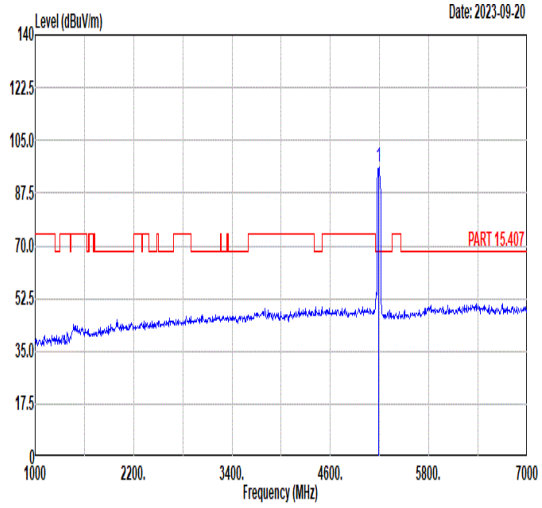 Freq Level Limit Line Margin Read Level Ant Factor Cable Loss Preamp Factor APos TPos Remark MHz dBuV/m dBuV/m dB dBuV dB/m dB dB cm deg 1 5190.00 96.11 ------ ------ 86.63 34.46 7.95 32.93 135 354 PEAK
Avg	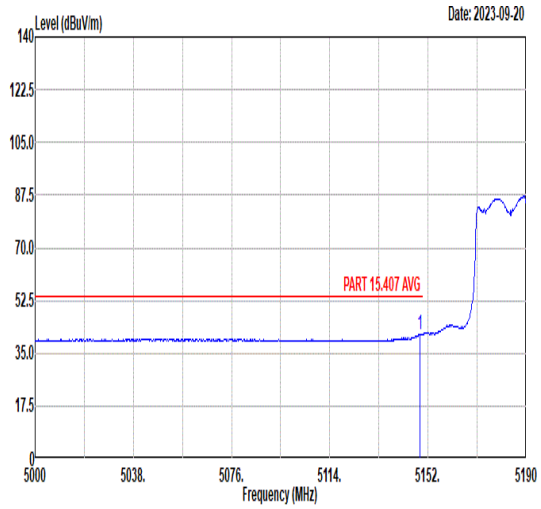 Freq Level Limit Line Margin Read Level Ant Factor Cable Loss Preamp Factor APos TPos Remark MHz dBuV/m dBuV/m dB dBuV dB/m dB dB cm deg 1 5148.77 41.38 54.00 -12.62 31.88 34.42 7.92 32.84 135 354 AVERAGE	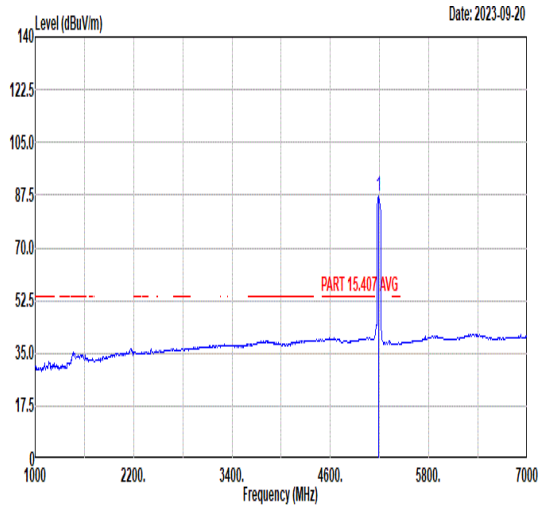 Freq Level Limit Line Margin Read Level Ant Factor Cable Loss Preamp Factor APos TPos Remark MHz dBuV/m dBuV/m dB dBuV dB/m dB dB cm deg 1 5190.00 87.01 ------ ------ 77.53 34.45 7.94 32.91 135 354 AVERAGE

Mode	59	
	Band Edge - R	
	U-NII-1_5.15-5.25_802.11ax HE40_CH38_Full_5190MHz	
ANT	CDD 0+1	
Pol.	Vertical	Fundamental
Peak	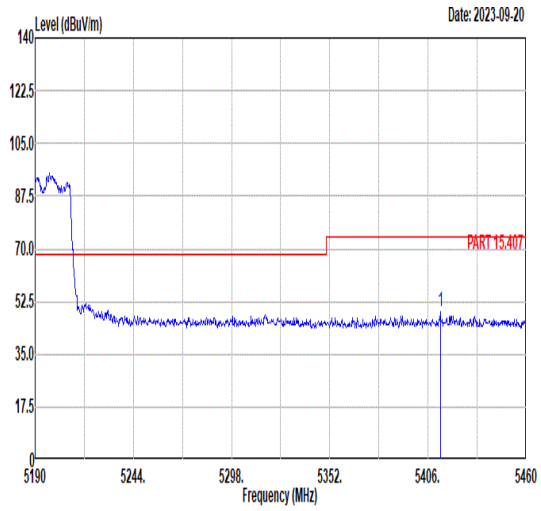 Freq Level Limit Line Margin Read Level Ant Factor Cable Loss Preamp Factor APos TPos Remark MHz dBuV/m dBuV/m dB dBuV dB/m dB dB cm deg 1 5412.75 49.00 74.00 -25.00 39.17 34.63 8.47 33.27 135 354 PEAK	Blank
Avg	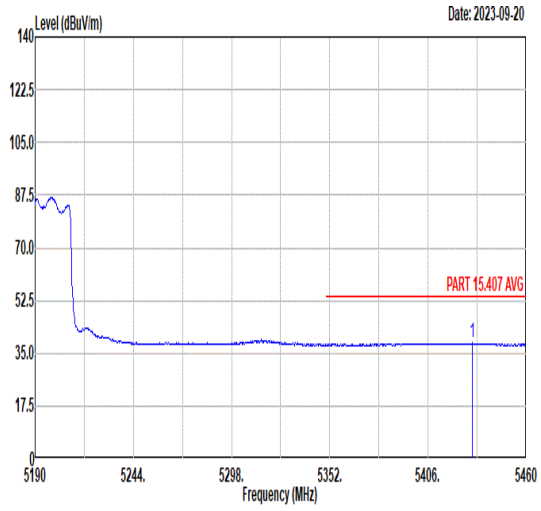 Freq Level Limit Line Margin Read Level Ant Factor Cable Loss Preamp Factor APos TPos Remark MHz dBuV/m dBuV/m dB dBuV dB/m dB dB cm deg 1 5430.30 38.31 54.00 -15.69 28.52 34.64 8.45 33.30 135 354 AVERAGE	Blank

Mode	59	
	Harmonic	
	U-NII-1_5.15-5.25_802.11ax HE40_CH38_Full_5190MHz	
ANT	CDD 0+1	
Pol.	Horizontal	Vertical
Peak Avg	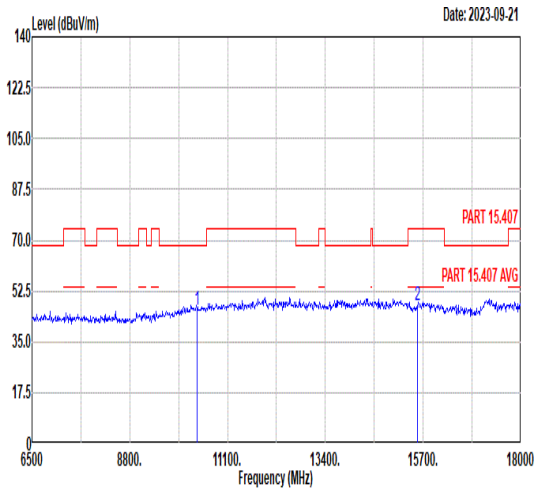 Freq Level Limit Line Margin Read Level Ant Factor Cable Loss Preamp Factor APos TPos Remark MHz dBuV/m dBuV/m dB dBuV dB/m dB dB cm deg 1 10380.00 46.13 68.30 -22.17 56.74 37.63 10.74 58.98 -- -- Peak 2 15570.00 47.52 74.00 -26.48 53.20 40.57 12.72 58.97 -- -- Peak	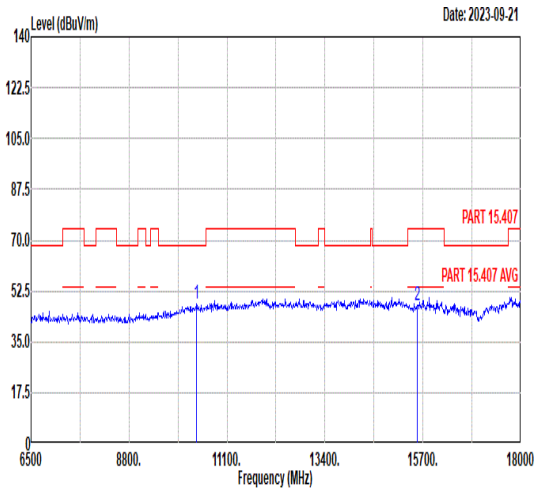 Freq Level Limit Line Margin Read Level Ant Factor Cable Loss Preamp Factor APos TPos Remark MHz dBuV/m dBuV/m dB dBuV dB/m dB dB cm deg 1 10380.00 48.00 68.30 -20.30 58.61 37.63 10.74 58.98 -- -- Peak 2 15570.00 47.39 74.00 -26.61 53.07 40.57 12.72 58.97 -- -- Peak