

Smart Bracelet

User Guide



**Smart Searching
Endless Exploring**

Bluetooth 4.0 device application OS



IOS 7.1 & above



Android 4.3 & above

Quick Start Guide

1. Download Veryfit 2.0 app

The smart band need to pair with the smart phone through app. Before downloading, please refer to working condition for mobile.

Way to download 1: Searching the QR code, scan and download app.

Please use the QR code Scan tool to scan the following QR code and open the link and download app. In case there is any problem to open the link, please try to copy the link and open it by browser.

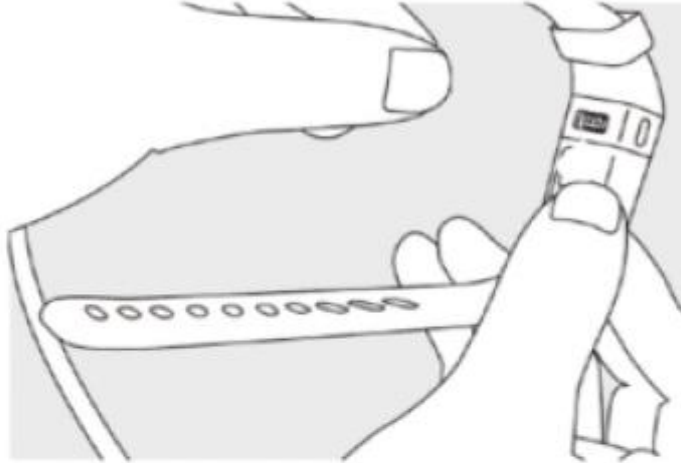
Way to download 2: Search in the phone market and download.

Please search and download the “Veryfit 2.0” from App Store or Google play store.



2. Device Activate & Charge

Make sure power is working normally before initial use. In case device is under low battery, connect the device to the charger. Device will automatically boot up (please clamp the charging clip to the back 3 point position of bracelet as below)



3. Pair the device

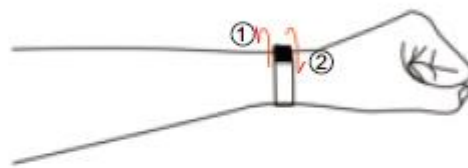
Please make sure the Bluetooth is ON and then open app "Veryfit 2.0" and go to bind. When searching and pairing device, please press on the key of device and activate the device (screen on). App will search the device automatically, choose the device name and connect the device to the app.



4. Gesture control: time display or take picture

Keep the bracelet screen horizontal and turn over wrist, then it shows time;
Make bracelet connecting with APP, you can turn over twist to take picture
when the APP program stars.

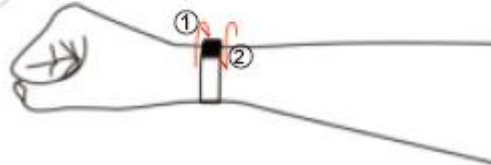
Keep wrist horizontal,
in case it shows time.



turn over wrist to show time



Start photo program in APP,
turn over twist to take picture




turn over wrist to remote photo control

How to Use

Once the device connected to the app successfully, it will record and analyze your activities and sleep status automatically, please press the key on the device to switch into different display modes as following:


Time Mode: Press once to activate the device and show current time



Pedometer Mode: Press one more time based on Time Mode




Calories Mode: Press one more time based on Pedometer Mode



Distance Mode: Press one more time based on Calories Mode



Sleep monitoring mode: Long press key anytime until there is a silent vibration to enter in sleep mode and start manual sleeping monitoring.



Functions Instruction

Steps:

Record your daily exercise steps and distance, 24 hours a comprehensive Analysis of your movement state

Calories:

Show your calories consumption

Reminder:

Make a plan and reminder you each day

Call reminder:

Never miss important calls

Sleep Mode:

Tracking your sleeping quality

Anti lost:

Vibrating alert when mobile beyond 5m (not support IOS)

Remote camera control:

To remote camera control by turning over wrist

Gesture control:

Gesture control to show time, excellent Experience like a watch

FAQ

- Can't find device when pairing device?

1. Please make sure the smart phone Bluetooth is ON and smart phone OS Android 4.3 & above and iOS 7.1 & above.
2. Please make sure the distance between phone and device is no more than 0.5m, device is among the normal Bluetooth communication distance range (within 10m).
3. Please make sure the device is not under low battery. If there is still problem after full charge, please contact us.

● Can't connect the device with app?

Some smart phone Bluetooth service will be abnormal when reboot. Please reboot the Bluetooth or reboot smart phone for pairing device.

● How to Restore Factory Defaults

Make sure the device is connected with app, go in the app, enter "Mine-System Setting" and choose "Reboot Device".

● How to update the device

Make sure the device is connected with app, go in the app "Device-Device update", please wait some minutes before update done.

Basic Specifications

CPU: Nordic nRF51822

Sensor: kionix kx022-1020

Host Weight: 28g

Battery Type: Rechargeable Li Battery

Battery Capacity: 55mAh

Data Sync: Bluetooth 4.0

Working Temperature: -10C—45℃

Waterproof: not for swimming or diving

Standby time: 15 days & above

This product is applied by professional Bluetooth RF signal and own-developed algorithm, the accuracy can reach 95% and above.

FCC Caution:

This device complies with part 15 of the FCC Rules. Operation is subject to the following two conditions: (1) This device may not cause harmful interference, and (2) this device must accept any interference received, including interference that may cause undesired operation.

Any Changes or modifications not expressly approved by the party responsible for compliance could void the user's authority to operate the equipment.

Note: This equipment has been tested and found to comply with the limits for a Class B digital device, pursuant to part 15 of the FCC Rules. These limits are designed to provide reasonable protection against harmful interference in a residential installation. This equipment generates uses and can radiate radio frequency energy and, if not installed and used in accordance with the instructions, may cause harmful interference to radio communications. However, there is no guarantee that interference will not occur in a particular installation. If this equipment does cause harmful interference to radio or television reception, which can be determined by turning the equipment off and on, the user is encouraged to try to correct the interference by one or more of the following measures:

- Reorient or relocate the receiving antenna.
- Increase the separation between the equipment and receiver.
- Connect the equipment into an outlet on a circuit different from that to which the receiver is connected.
- Consult the dealer or an experienced radio/TV technician for help.