



V 1.0



POS Terminal



Power Adaptor

WARNING:

- Do not disassemble the terminal, battery or AC adapter. Only qualified technicians may service the device.
- Do not use batteries, AC adaptors or terminals near water.

Top

Side

Bottom



Charging Station and Battery



6

Settings

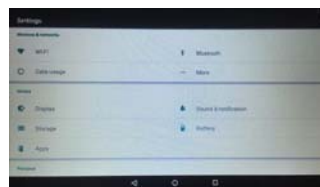
1. Click this button "⋮"



2. See setting option in this menu.



3. Click setting button to set options.



7

Federal Communications Commission (FCC) Statement

This device complies with part 15 of the FCC Rules. Operation is subject to the following two conditions: (1) This device may not cause harmful interference, and (2) this device must accept any interference received, including interference that may cause undesired operation.

Note: This equipment has been tested and found to comply with the limits for a Class B digital device, pursuant to part 15 of the FCC Rules. These limits are designed to provide reasonable protection against harmful interference in a residential installation. This equipment generates, uses and can radiate radio frequency energy and, if not installed and used in accordance with the instructions, may cause harmful interference to radio communications. However, there is no guarantee that interference will not occur in a particular installation. If this equipment does cause harmful interference to radio or television reception, which can be determined by turning the equipment off and on, the user is encouraged to try to correct the interference by one or more of the following measures:

- Reorient or relocate the receiving antenna.
- Increase the separation between the equipment and receiver.
- Connect the equipment into an outlet on a circuit different from that to which the receiver is connected.
- Consult the dealer or an experienced radio/TV technician for help.

Warning: Changes or modifications made to this device not expressly approved by EP Intelligent Technology Co., Ltd may void the FCC authorization to operate this device.

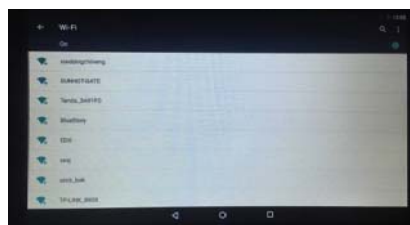
Note: The manufacturer is not responsible for any radio or TV interference caused by unauthorized modifications to this equipment. Such modifications could void the user's authority to operate the equipment.

RF exposure statement:

The transmitter must not be colocated or operated in conjunction with any other antenna or transmitter. This equipment complies with the FCC RF radiation exposure limits set forth for an uncontrolled environment. This equipment should be installed and operated with a minimum distance of 20cm between the radiator and any part of your body.

WiFi

1. Click "☑" to open wifi.



Power on

POWER ACCESS

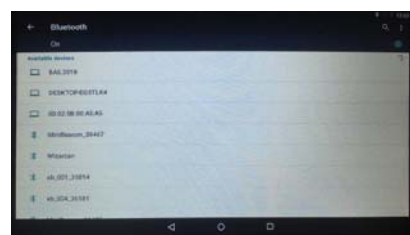
Connect the power adapter to the power jack, and the other end to the 220V mains socket.

POS POWER ON

Press the "Power Switch" button to start the terminal.

Bluetooth

2. Click "☑" to open Bluetooth.



Environment

Operating Temperature:
0~40°C (+32° to 104°F)

Operating Humidity:
20~85%, no condensation

Storage Temperature:
-20~60°C (-4° to 140°F)

Storage Humidity:
10~90%, no condensation

8

9

+86(0)755 2663 5376

 **EP Intelligent**