


TEST SETUP PHOTOGRAPHS

Conducted Emissions Front View




Conducted Emissions Side View




Radiated Emission 30 MHz-1 GHz View Adapter



Radiated Emission 9 kHz-30 MHz Parallel View Adapter




Radiated Emission 9 kHz-30 MHz Perpendicular View Adapter



Radiated Emission 9 kHz-30 MHz Ground-parallel View Adapter



Radiated Emission Above 1-18GHz View Adapter



Radiated Emission Above 18-26.5GHz View Adapter



Radiated Emission Above 26.5-40GHz View Adapter

