



SATIMO 225, rue Pierre Rivoalon 29200 Brest - France
Tel: +33 (0)2 98 05 13 34; Fax: +33 (0)2 98 05 53 87; www.satimo.com

The logo for SATIMO, featuring the word "SATIMO" in blue capital letters with a yellow signal icon above it.	Annex B: Measurement Results
	Tested Model : X6720B
	Report Number: WSCT-ANAB-R&E240700032A-SAR

MEASUREMENT 1

Type: Phone measurement (Complete)

Date of measurement: 18/6/2024

Measurement duration: 13 minutes 50 seconds

A. Experimental conditions.

<u>Area Scan</u>	<u>dx=15mm dy=15mm</u>
<u>ZoomScan</u>	<u>7x7x7, dx=5mm</u> <u>dy=5mm dz=5mm, Complete</u>
<u>Phantom</u>	<u>Righthead</u>
<u>Device Position</u>	<u>Tilt</u>
<u>Band</u>	<u>GSM850</u>
<u>Channels</u>	<u>Middle</u>
<u>Signal</u>	<u>TDMA (Crest factor: 8.0)</u>

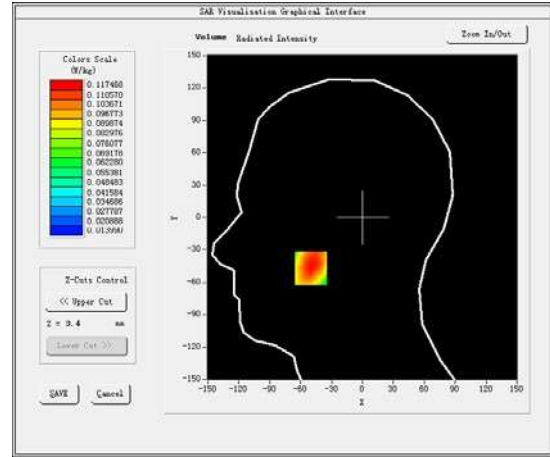
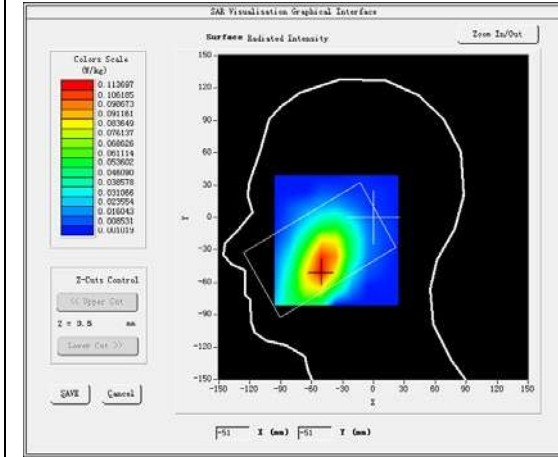
B. SAR Measurement Results

Middle Band SAR (Channel 190):

Frequency (MHz)	836.600000
Relative permittivity (real part)	44.445801
Relative permittivity (imaginary part)	18.410500
Conductivity (S/m)	0.922571
Variation (%)	-3.570000

SURFACE SAR

VOLUME SAR

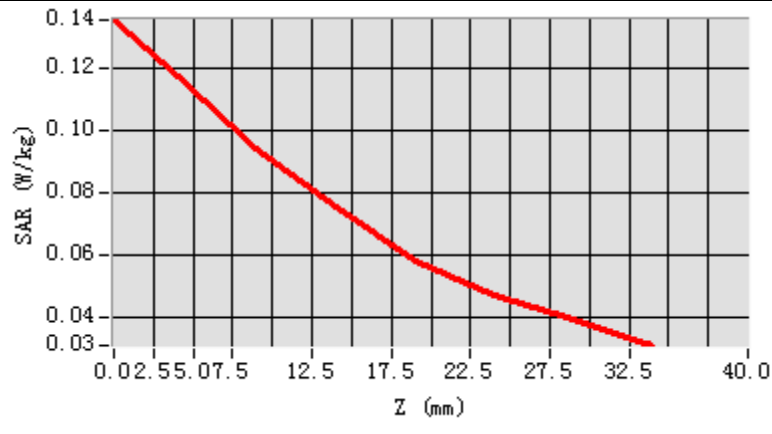


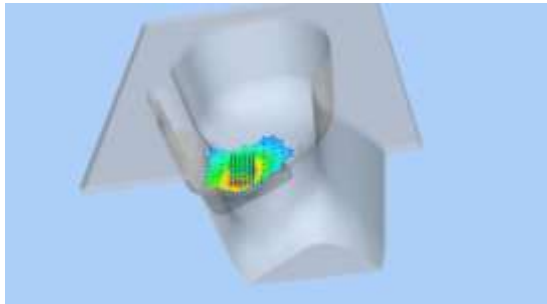
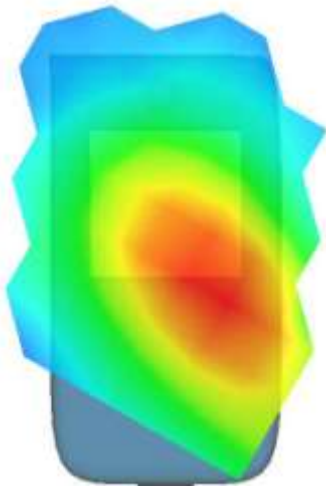
Maximum location: X=-50.00, Y=-47.00

SAR Peak: 0.54 W/kg

SAR 10g (W/Kg)	0.170366
SAR1g (W/Kg)	0.296173

Z (mm)	0.00	4.00	9.00	14.00	19.00	24.00	29.00
SAR (W/Kg)	0.1353	0.1175	0.0939	0.0752	0.0580	0.0468	0.0394



3D screen shot	Hot spot position
	

MEASUREMENT 2

Type: Phone measurement (Complete)

Date of measurement: 28/6/2024

Measurement duration: 16 minutes 22 seconds

A. Experimental conditions.

<u>Area Scan</u>	<u>dx=15mm dy=15mm</u>
<u>ZoomScan</u>	<u>5x5x7, dx=8mm dy=8mm dz=5mm, Complete</u>
<u>Phantom</u>	<u>Right head</u>
<u>Device Position</u>	<u>Tilt</u>
<u>Band</u>	<u>GSM1900</u>
<u>Channels</u>	<u>Middle</u>
<u>Signal</u>	<u>TDMA (Crest factor: 8.0)</u>

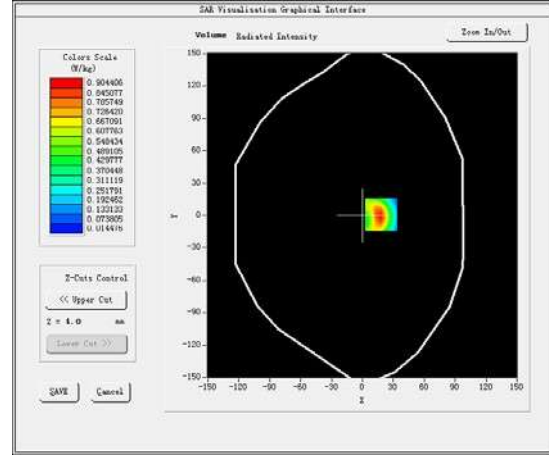
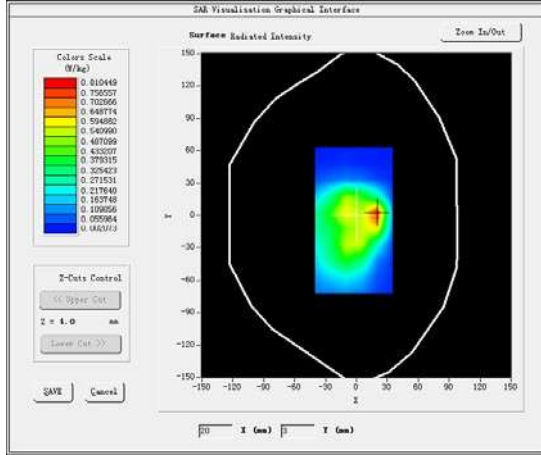
B. SAR Measurement Results

Middle Band SAR (Channel 661):

Frequency (MHz)	1880.000000
Relative permittivity (real part)	44.552711
Relative permittivity (imaginary part)	15.152806
Conductivity (S/m)	1.471001
Variation (%)	0.150000

SURFACE SAR

VOLUME SAR

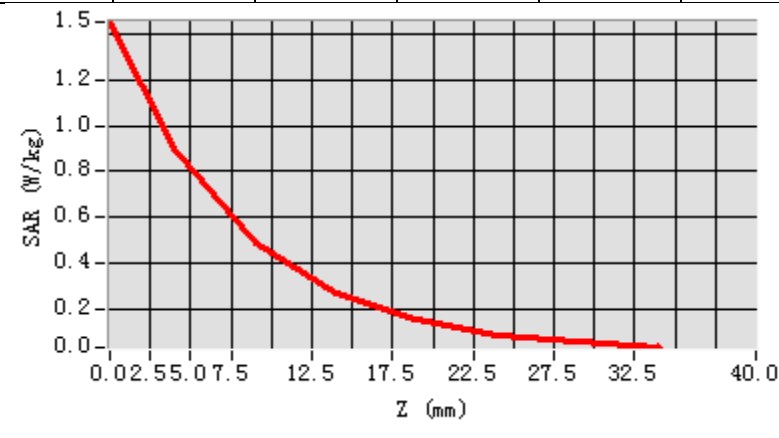


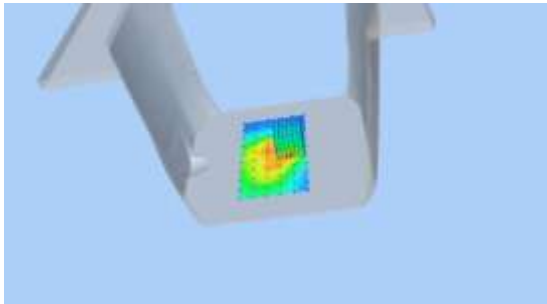
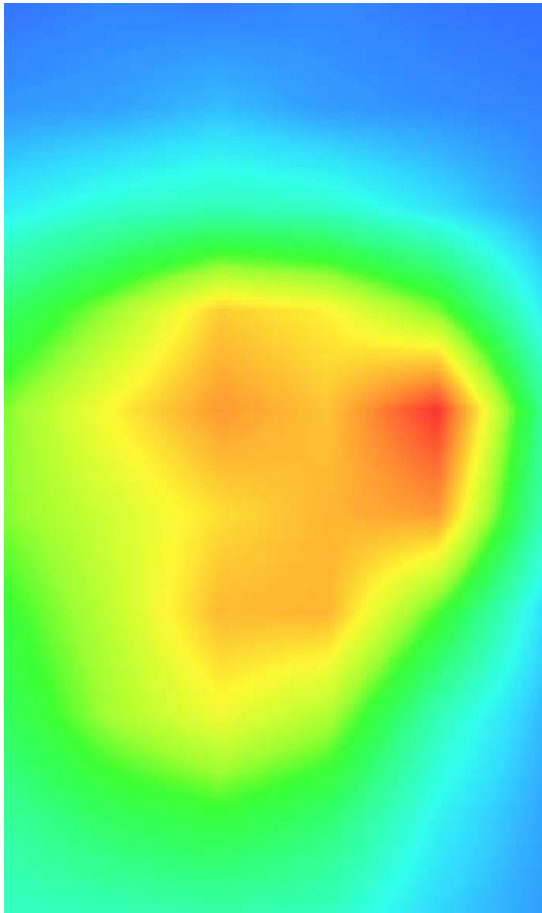
Maximum location: X=18.00, Y=1.00

SAR Peak: 0.48 W/kg

SAR 10g (W/Kg)	0.183205
SAR1g (W/Kg)	0.408167

Z (mm)	0.00	4.00	9.00	14.00	19.00	24.00	29.00
SAR (W/Kg)	1.4543	0.9044	0.4845	0.2685	0.1531	0.0883	0.0540



3D screen shot	Hot spot position
	

MEASUREMENT 3

Type: Phone measurement (Complete)

Date of measurement: 28/6/2024

Measurement duration: 14 minutes 32 seconds

A. Experimental conditions.

<u>Area Scan</u>	<u>dx=15mm dy=15mm</u>
<u>ZoomScan</u>	<u>7x7x7, dx=5mm dy=5mm dz=5mm, Complete</u>
<u>Phantom</u>	<u>Right head</u>
<u>Device Position</u>	<u>Cheek</u>
<u>Band</u>	<u>Band2 UMTS</u>
<u>Channels</u>	<u>Middle</u>
<u>Signal</u>	<u>WCDMA (Crest factor: 1.0)</u>

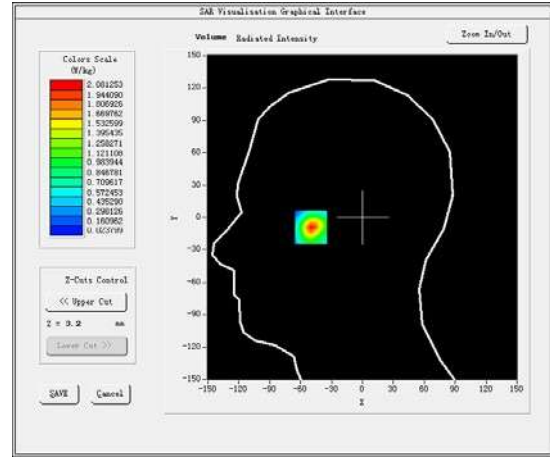
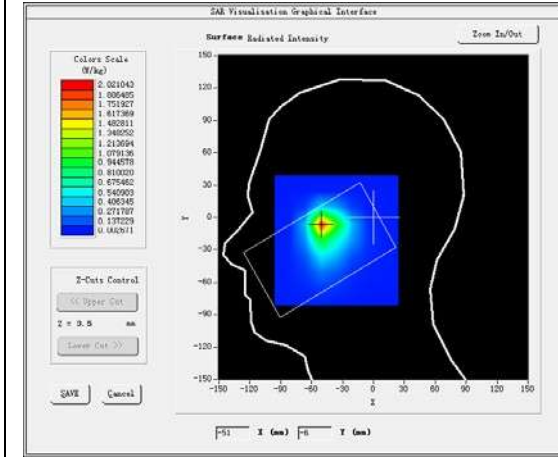
B. SAR Measurement Results

Middle Band SAR (Channel 9400):

Frequency (MHz)	1880.000000
Relative permittivity (real part)	41.796700
Relative permittivity (imaginary part)	15.263600
Conductivity (S/m)	1.653557
Variation (%)	-2.040000

SURFACE SAR

VOLUME SAR

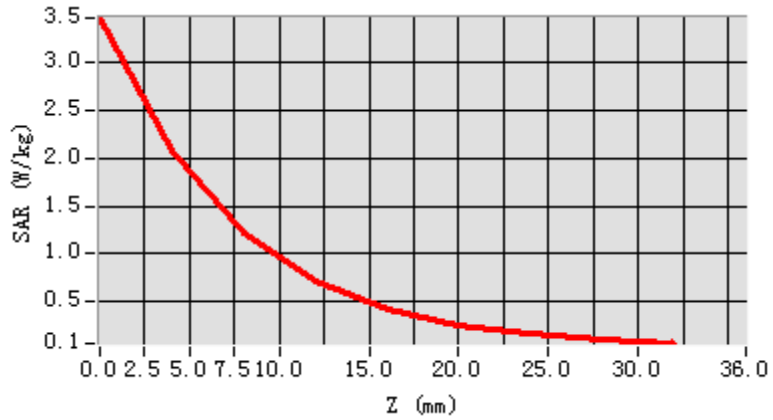


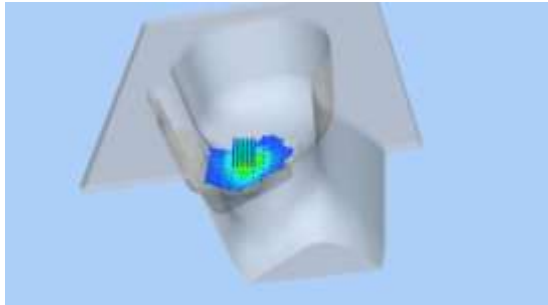
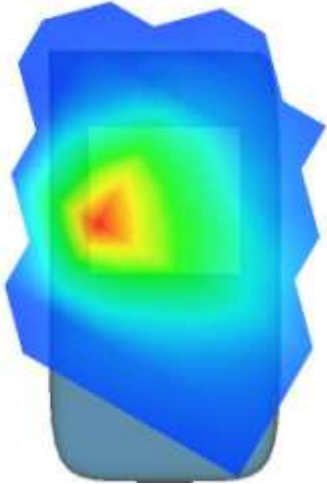
Maximum location: X=-50.00, Y=-7.00

SAR Peak: 0.55 W/kg

SAR 10g (W/Kg)	0.143162
SAR1g (W/Kg)	0.284374

Z (mm)	0.00	4.00	8.00	12.00	16.00	20.00	24.00	28.00
SAR (W/kg)	3.4600	2.0813	1.2112	0.7146	0.4287	0.2614	0.1696	0.1072



3D screen shot	Hot spot position
	

MEASUREMENT 4

Rear-side-middle

Type: Phone measurement (Complete)

Date of measurement: 28/6/2024

Measurement duration: 6 minutes 55 seconds

A. Experimental conditions.

<u>Area Scan</u>	<u>dx=15mm dy=15mm</u>
<u>ZoomScan</u>	<u>7x7x7, dx=5mm dy=5mm dz=5mm, Complete</u>
<u>Phantom</u>	<u>Validation plane</u>
<u>Device Position</u>	<u>Body</u>
<u>Band</u>	<u>Band2 UMTS</u>
<u>Channels</u>	<u>Middle</u>
<u>Signal</u>	<u>WCDMA (Crest factor: 1.0)</u>

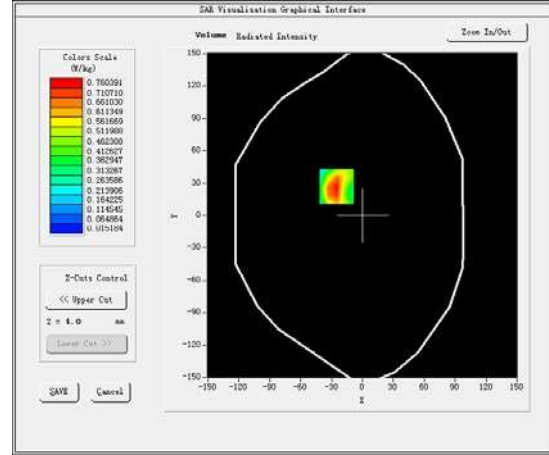
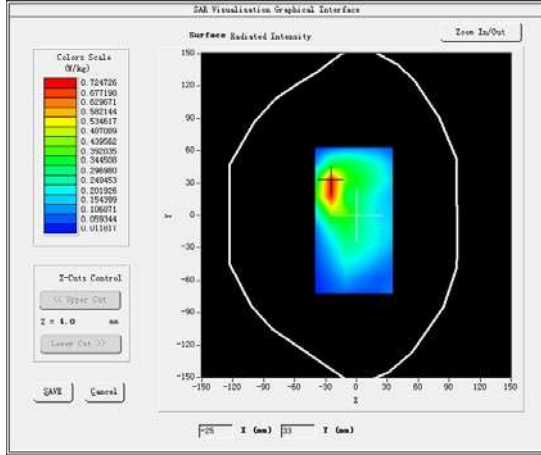
B. SAR Measurement Results

Middle Band SAR (Channel 9400):

Frequency (MHz)	1880.000000
Relative permittivity (real part)	40.000000
Relative permittivity (imaginary part)	12.930000
Conductivity (S/m)	1.400750
Variation (%)	0.660000

SURFACE SAR

VOLUME SAR

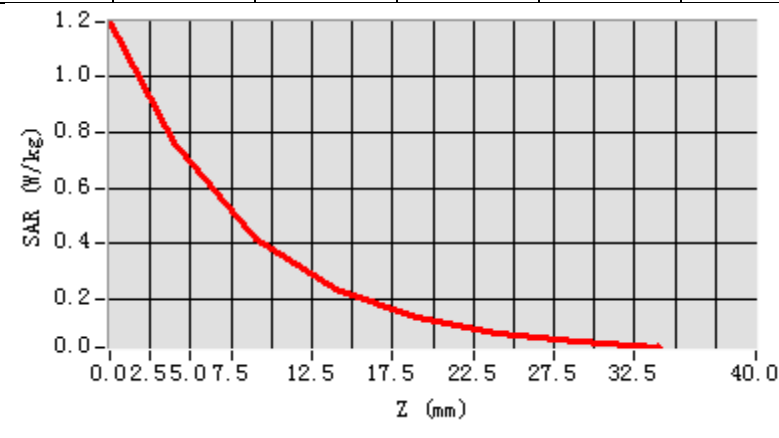


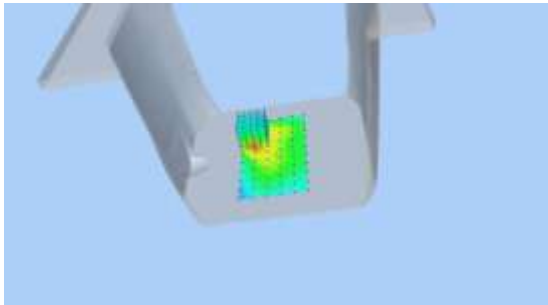
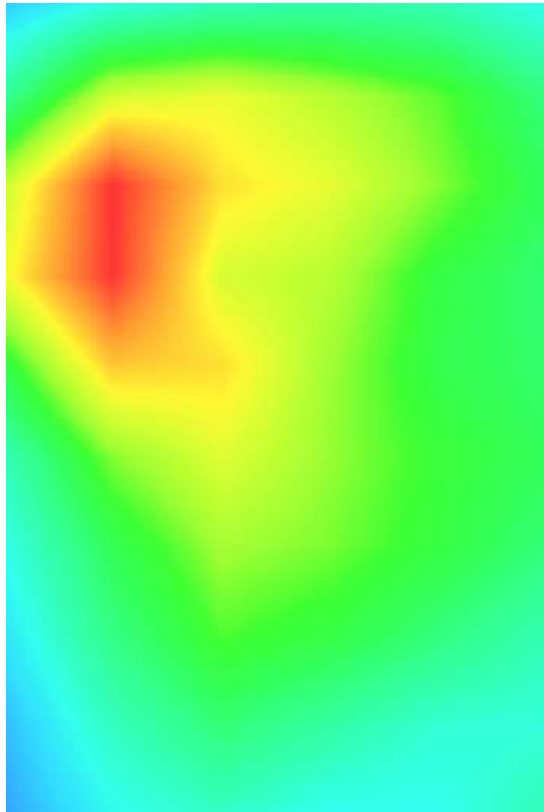
Maximum location: X=-25.00, Y=27.00

SAR Peak: 0.42 W/kg

SAR 10g (W/Kg)	0.092185
SAR1g (W/Kg)	0.185274

Z (mm)	0.00	4.00	9.00	14.00	19.00	24.00	29.00
SAR (W/Kg)	1.1960	0.7604	0.4196	0.2366	0.1341	0.0763	0.0450



3D screen shot	Hot spot position
	

MEASUREMENT 5

Type: Phone measurement (Complete)

Date of measurement: 28/6/2024

Measurement duration: 14 minutes 32 seconds

A. Experimental conditions.

<u>Area Scan</u>	<u>dx=15mm dy=15mm</u>
<u>ZoomScan</u>	<u>7x7x7, dx=5mm</u> <u>dy=5mm dz=5mm, Complete</u>
<u>Phantom</u>	<u>Right head</u>
<u>Device Position</u>	<u>Tilt</u>
<u>Band</u>	<u>Band4 UMTS</u>
<u>Channels</u>	<u>Middle</u>
<u>Signal</u>	<u>WCDMA (Crest factor: 1.0)</u>

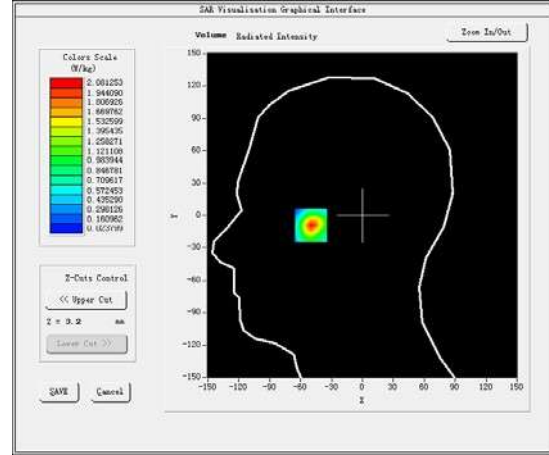
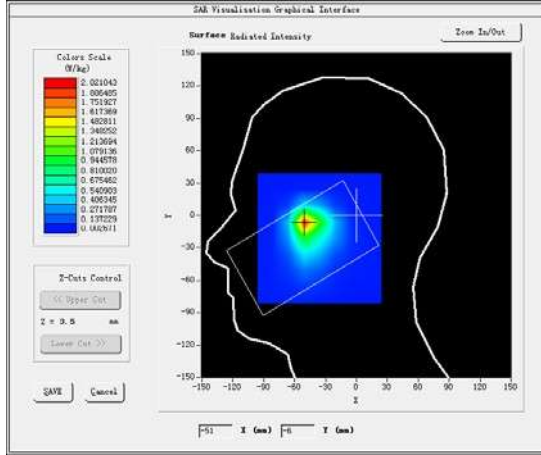
B. SAR Measurement Results

Middle Band SAR (Channel 1412):

Frequency (MHz)	1732.600000
Relative permittivity (real part)	41.796700
Relative permittivity (imaginary part)	15.263600
Conductivity (S/m)	1.653557
Variation (%)	-4.110000

SURFACE SAR

VOLUME SAR

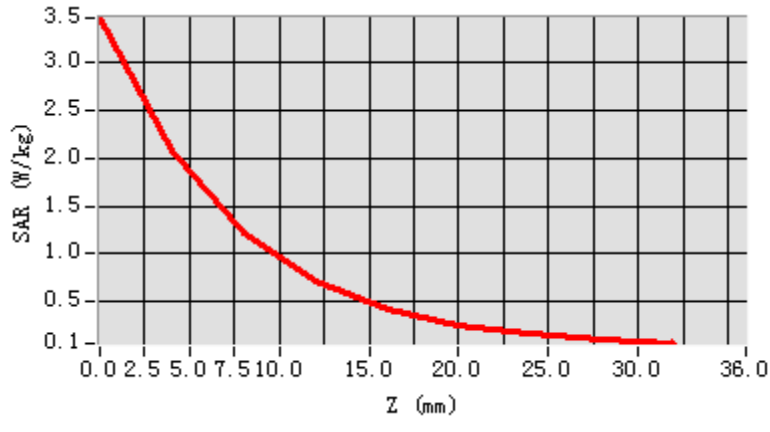


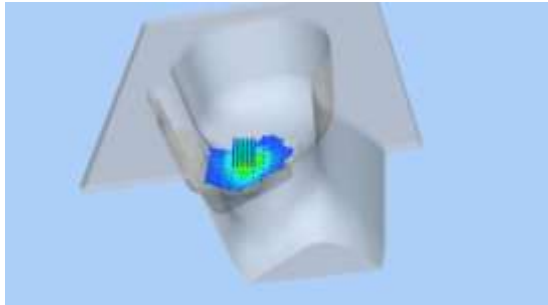
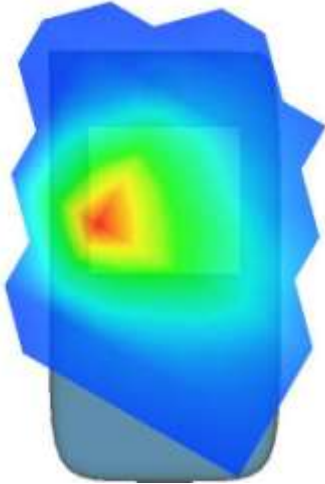
Maximum location: X=-50.00, Y=-7.00

SAR Peak: 0.95 W/kg

SAR 10g (W/Kg)	0.292105
SAR1g (W/Kg)	0.643827

Z (mm)	0.00	4.00	8.00	12.00	16.00	20.00	24.00	28.00
SAR (W/kg)	3.4600	2.0813	1.2112	0.7146	0.4287	0.2614	0.1696	0.1072



3D screen shot	Hot spot position
	

MEASUREMENT 6

Rear-side-middle

Type: Phone measurement (Complete)

Date of measurement: 28/6/2024

Measurement duration: 6 minutes 55 seconds

C. Experimental conditions.

<u>Area Scan</u>	<u>dx=15mm dy=15mm</u>
<u>ZoomScan</u>	<u>7x7x7, dx=5mm dy=5mm dz=5mm, Complete</u>
<u>Phantom</u>	<u>Validation plane</u>
<u>Device Position</u>	<u>Body</u>
<u>Band</u>	<u>Band4 UMTS</u>
<u>Channels</u>	<u>Middle</u>
<u>Signal</u>	<u>WCDMA (Crest factor: 1.0)</u>

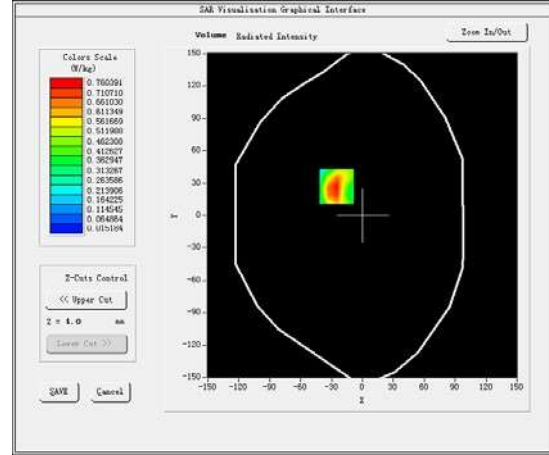
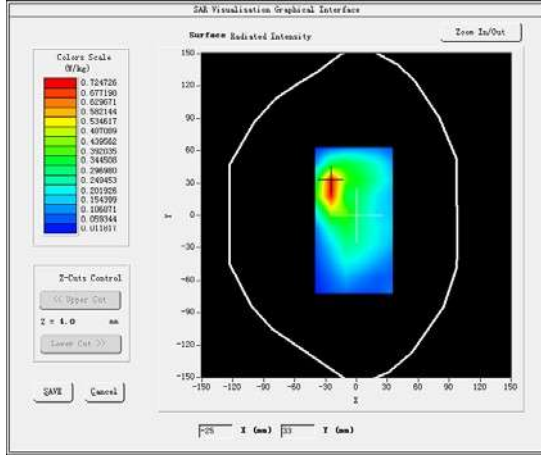
D. SAR Measurement Results

Middle Band SAR (Channel 1412):

Frequency (MHz)	1732.600000
Relative permittivity (real part)	40.000000
Relative permittivity (imaginary part)	12.930000
Conductivity (S/m)	1.400750
Variation (%)	-2.890000

SURFACE SAR

VOLUME SAR

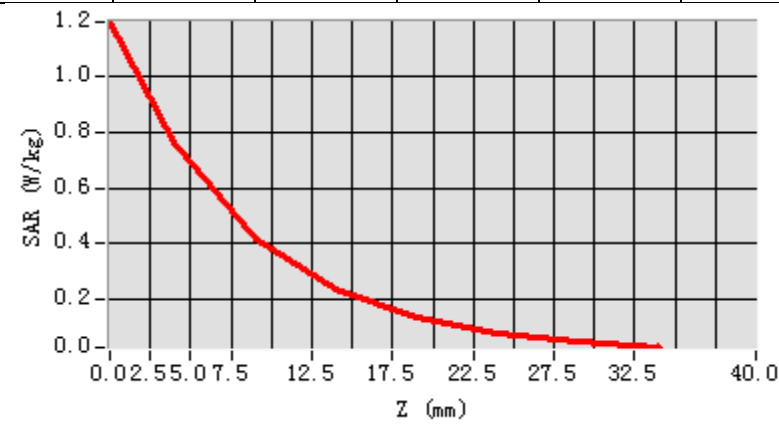


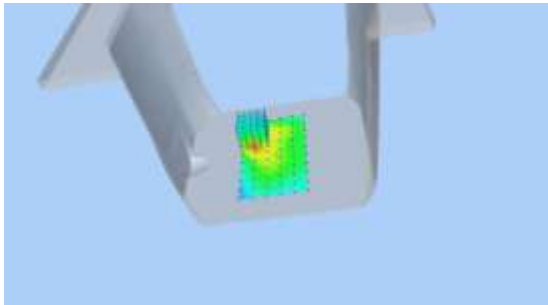
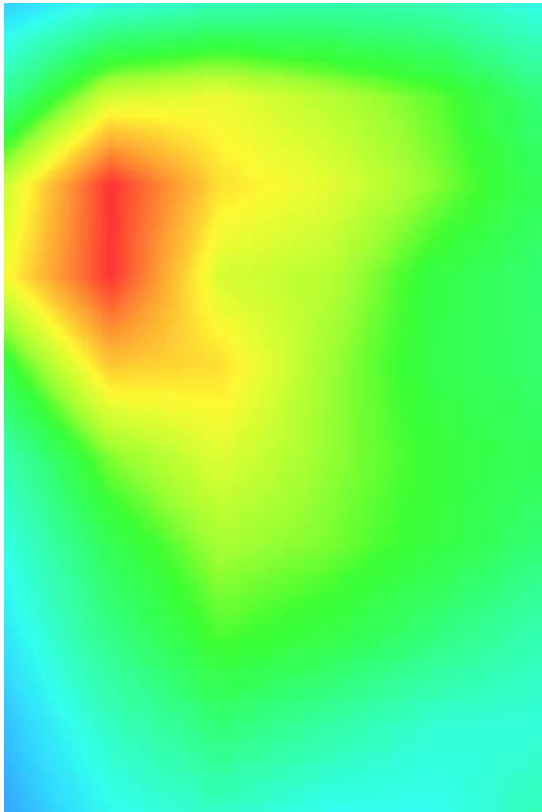
Maximum location: X=-25.00, Y=27.00

SAR Peak: 0.32 W/kg

SAR 10g (W/Kg)	0.067541
SAR1g (W/Kg)	0.124039

Z (mm)	0.00	4.00	9.00	14.00	19.00	24.00	29.00
SAR (W/Kg)	1.1960	0.7604	0.4196	0.2366	0.1341	0.0763	0.0450



3D screen shot	Hot spot position
	

MEASUREMENT 7

Type: Phone measurement (Complete)

Date of measurement: 18/6/2024

Measurement duration: 13 minutes 32 seconds

A. Experimental conditions.

<u>Area Scan</u>	<u>dx=15mm dy=15mm</u>
<u>ZoomScan</u>	<u>7x7x7,dx=5mm</u> <u>dy=5mmdz=5mm,Complete</u>
<u>Phantom</u>	<u>Right head</u>
<u>Device Position</u>	<u>Tilt</u>
<u>Band</u>	<u>Band5 WCDMA900</u>
<u>Channels</u>	<u>Middle</u>
<u>Signal</u>	<u>WCDMA (Crest factor: 1.0)</u>

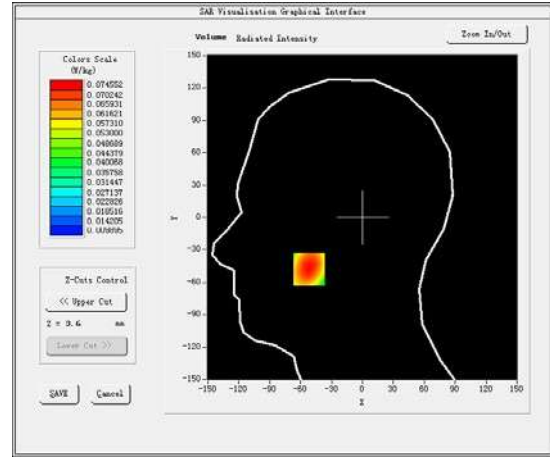
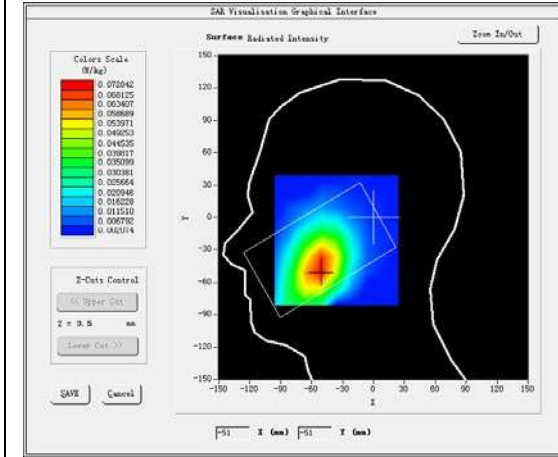
B. SAR Measurement Results

Middle Band SAR (Channel 4182):

Frequency (MHz)	836.400000
Relative permittivity (real part)	44.488998
Relative permittivity (imaginary part)	18.550301
Conductivity (S/m)	0.924423
Variation (%)	-0.760000

SURFACE SAR

VOLUME SAR

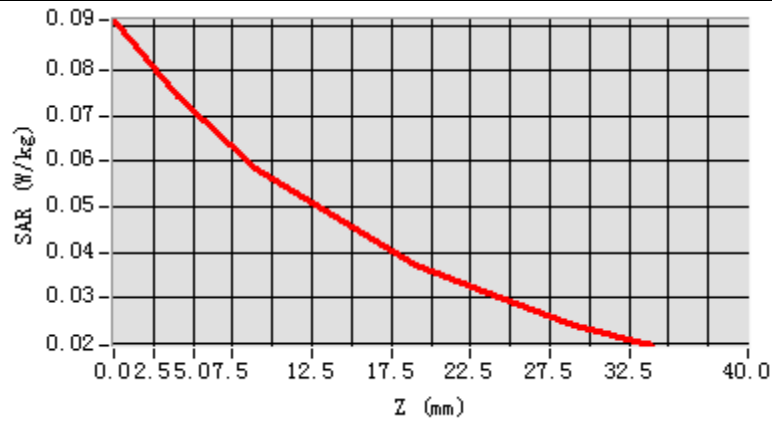


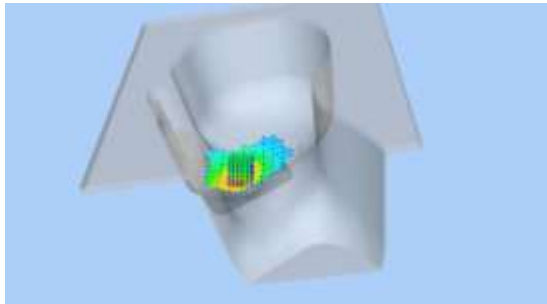
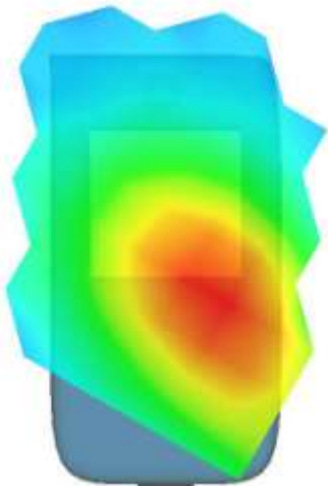
Maximum location: X=-52.00, Y=-48.00

SAR Peak: 0.75 W/kg

SAR 10g (W/Kg)	0.328057
SAR1g (W/Kg)	0.553190

Z (mm)	0.00	4.00	9.00	14.00	19.00	24.00	29.00
SAR (W/Kg)	0.0912	0.0746	0.0586	0.0476	0.0374	0.0305	0.0240



3D screen shot	Hot spot position
	

MEASUREMENT 8

Rear-side-middle

Type: Phone measurement (Complete)

Date of measurement: 18/6/2024

Measurement duration: 16 minutes 27 seconds

A. Experimental conditions.

<u>Area Scan</u>	<u>dx=15mm dy=15mm</u>
<u>ZoomScan</u>	<u>7x7x7,dx=5mm dy=5mmdz=5mm,Complete</u>
<u>Phantom</u>	<u>Validation plane</u>
<u>Device Position</u>	<u>Body</u>
<u>Band</u>	<u>Band5 WCDMA900</u>
<u>Channels</u>	<u>Middle</u>
<u>Signal</u>	<u>WCDMA (Crest factor: 1.0)</u>

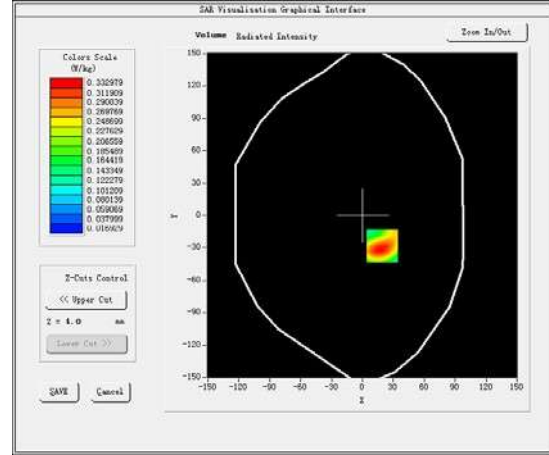
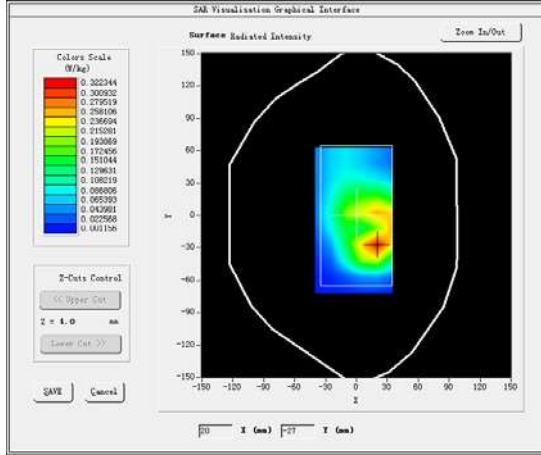
B. SAR Measurement Results

Middle Band SAR (Channel 4182):

Frequency (MHz)	836.400000
Relative permittivity (real part)	44.488998
Relative permittivity (imaginary part)	18.550301
Conductivity (S/m)	0.924423
Variation (%)	-3.330000

SURFACE SAR

VOLUME SAR

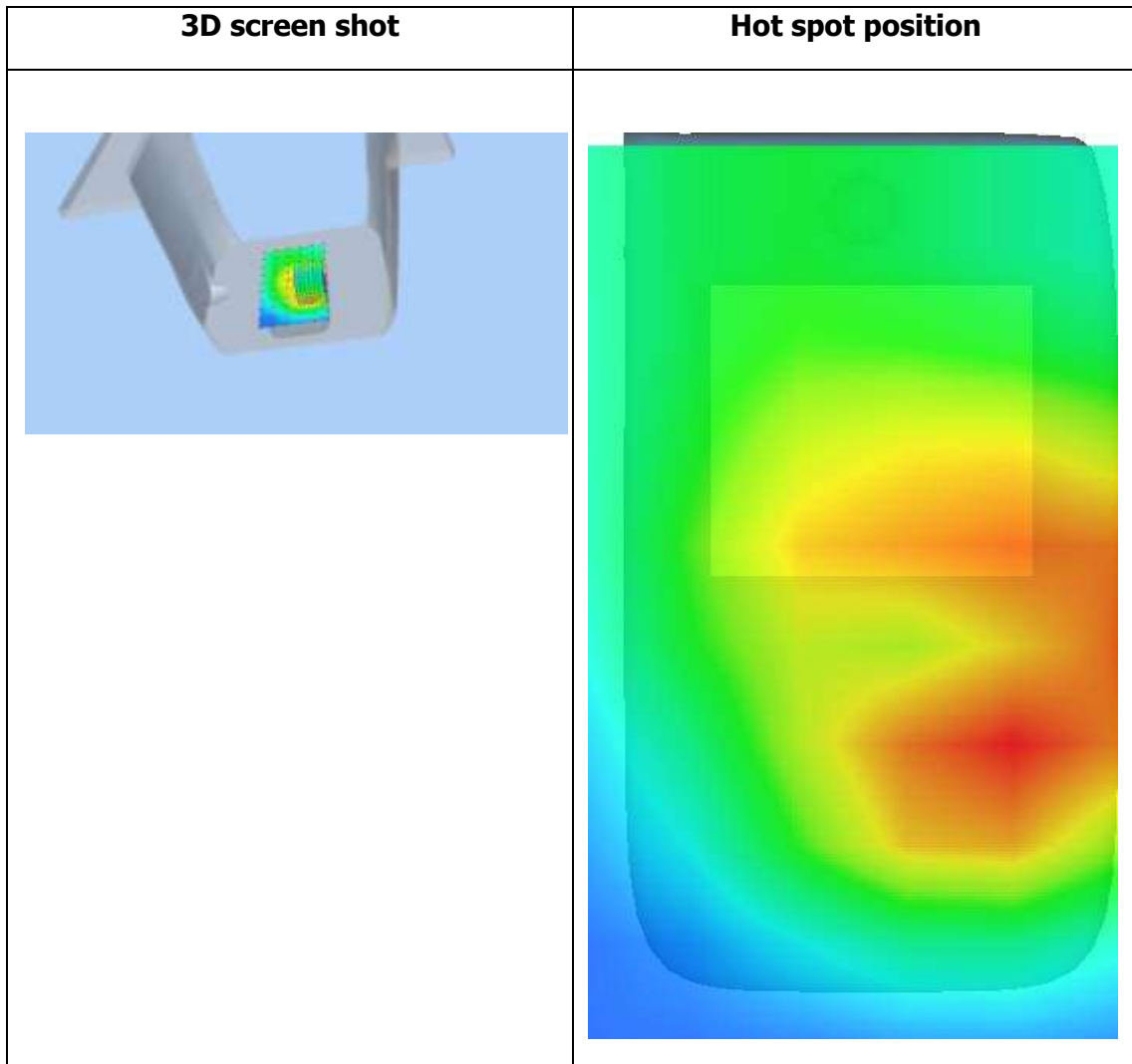
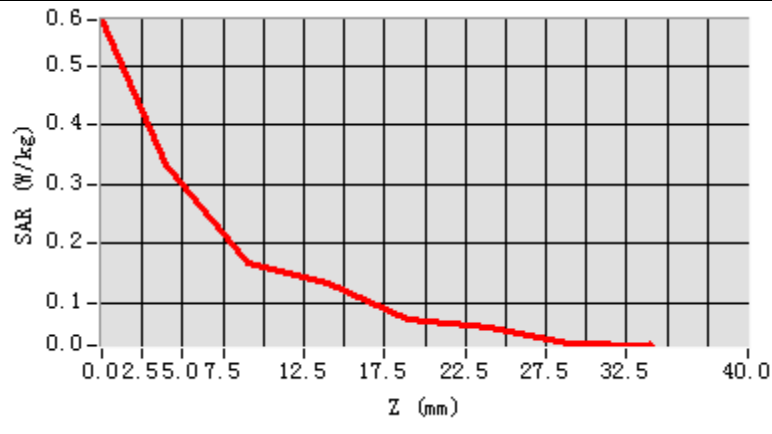


Maximum location: X=19.00, Y=-28.00

SAR Peak: 0.22 W/kg

SAR 10g (W/Kg)	0.065495
SAR1g (W/Kg)	0.111047

Z (mm)	0.00	4.00	9.00	14.00	19.00	24.00	29.00
SAR (W/Kg)	0.5781	0.3330	0.1661	0.1339	0.0710	0.0594	0.0313



MEASUREMENT 9

20M-1RB#99

Type: Phone measurement (Complete)

Date of measurement: 28/6/2024

Measurement duration: 7 minutes 53 seconds

A. Experimental conditions.

<u>Area Scan</u>	<u>dx=15mm dy=15mm</u>
<u>ZoomScan</u>	<u>5x5x7, dx=8mm dy=8mm dz=5mm, Complete</u>
<u>Phantom</u>	<u>Right head</u>
<u>Device Position</u>	<u>Cheek</u>
<u>Band</u>	<u>LTE band 2</u>
<u>Channels</u>	Middle
<u>Signal</u>	<u>LTE (Crest factor: 1.0)</u>

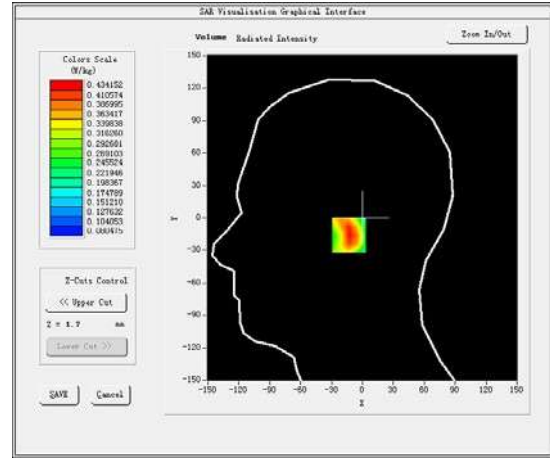
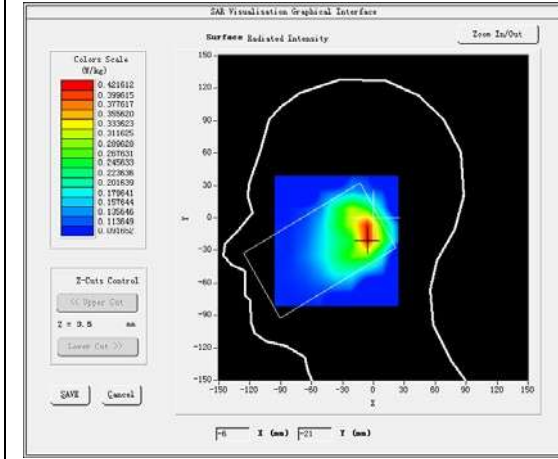
B. SAR Measurement Results

Middleer Band SAR (Channel 18900):

Frequency (MHz)	1880.000000
Relative permittivity (real part)	39.701649
Relative permittivity (imaginary part)	13.436550
Conductivity (S/m)	1.421662
Variation (%)	-3.270000

SURFACE SAR

VOLUME SAR

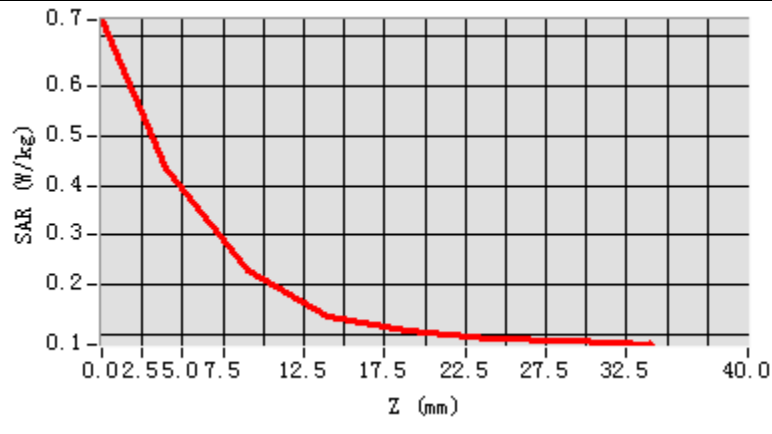


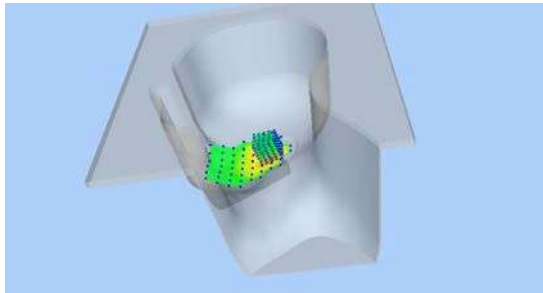
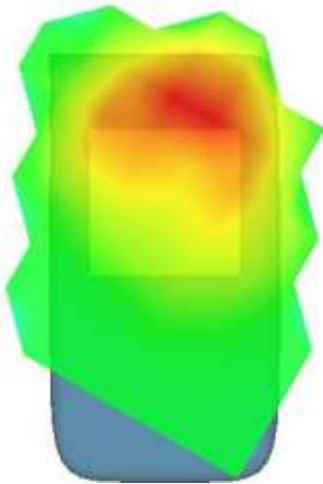
Maximum location: X=-5.00, Y=-16.00

SAR Peak: 0.34 W/kg

SAR 10g (W/Kg)	0.099305
SAR1g (W/Kg)	0.197284

Z (mm)	0.00	4.00	9.00	14.00	19.00	24.00	29.00
SAR (W/Kg)	0.7322	0.4342	0.2282	0.1375	0.1072	0.0939	0.0875



3D screen shot	Hot spot position
	

MEASUREMENT 10

Front-side-20M-1RB#99-Middle

Type: Phone measurement (Complete)

Date of measurement: 28/6/2024

Measurement duration: 8 minutes 0 seconds

A. Experimental conditions.

<u>Area Scan</u>	<u>dx=15mm dy=15mm</u>
<u>ZoomScan</u>	<u>5x5x7, dx=8mm dy=8mm dz=5mm, Complete</u>
<u>Phantom</u>	<u>Validation plane</u>
<u>Device Position</u>	<u>Body</u>
<u>Band</u>	<u>LTE band 2</u>
<u>Channels</u>	Middle
<u>Signal</u>	<u>LTE (Crest factor: 1.0)</u>

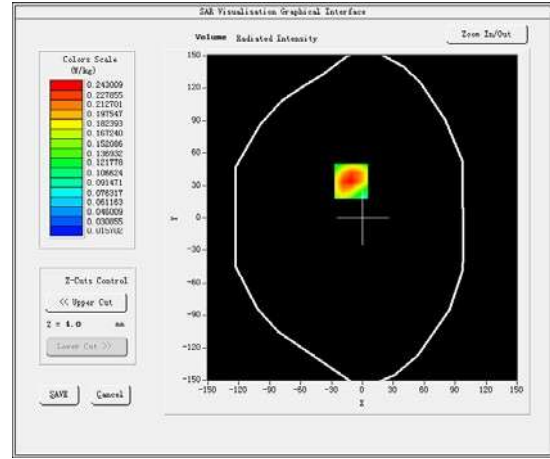
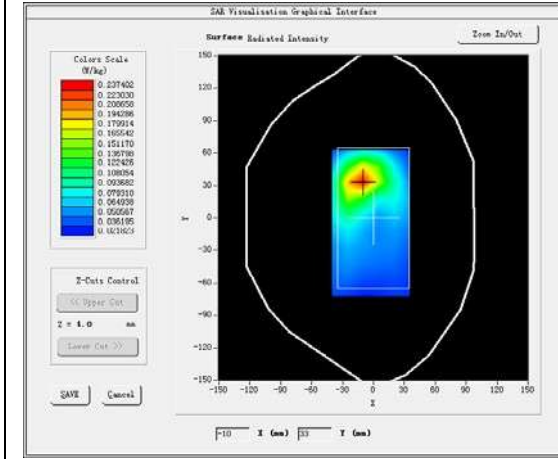
B. SAR Measurement Results

Middleer Band SAR (Channel 18900):

Frequency (MHz)	1880.000000
Relative permittivity (real part)	53.143749
Relative permittivity (imaginary part)	14.735750
Conductivity (S/m)	1.559124
Variation (%)	-1.920000

SURFACE SAR

VOLUME SAR

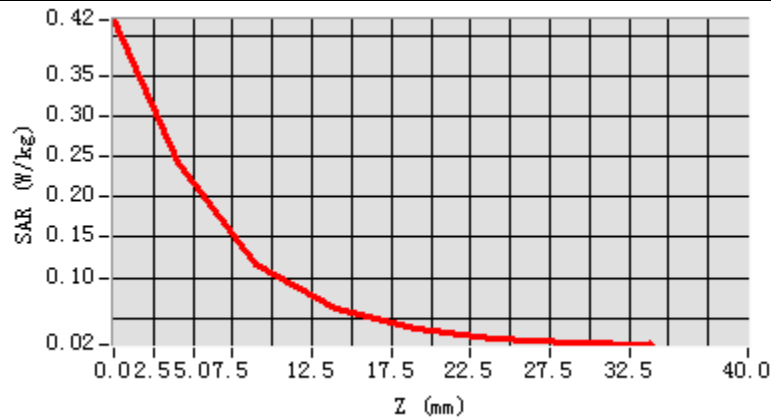


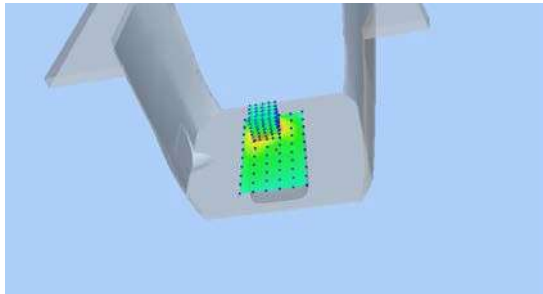
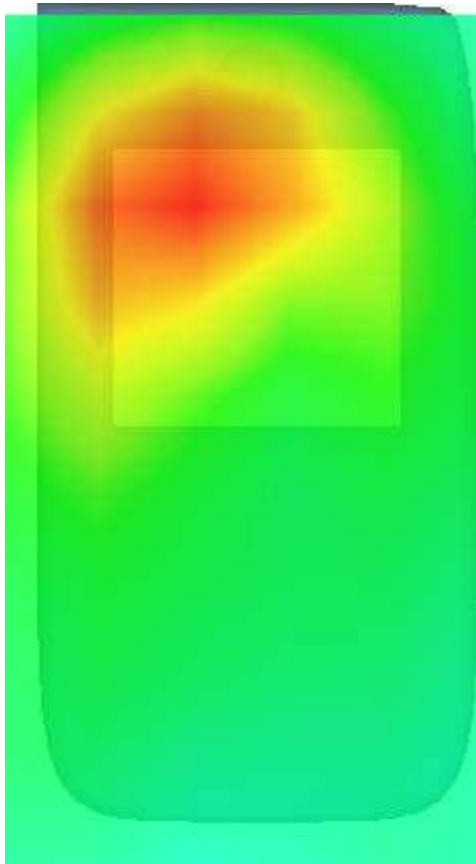
Maximum location: X=-11.00, Y=34.00

SAR Peak: 0.22 W/kg

SAR 10g (W/Kg)	0.068135
SAR1g (W/Kg)	0.136280

Z (mm)	0.00	4.00	9.00	14.00	19.00	24.00	29.00
SAR (W/Kg)	0.4194	0.2430	0.1171	0.0614	0.0359	0.0245	0.0194



3D screen shot	Hot spot position
	

MEASUREMENT 11

20M-1RB#99

Type: Phone measurement (Complete)

Date of measurement: 23/6/2024

Measurement duration: 8 minutes 5 seconds

A. Experimental conditions.

<u>Area Scan</u>	<u>dx=15mm dy=15mm</u>
<u>ZoomScan</u>	<u>5x5x7, dx=8mm dy=8mm dz=5mm, Complete</u>
<u>Phantom</u>	<u>Right head</u>
<u>Device Position</u>	<u>Tilt</u>
<u>Band</u>	<u>LTE band 4</u>
<u>Channels</u>	<u>Middle</u>
<u>Signal</u>	<u>LTE (Crest factor: 1.0)</u>

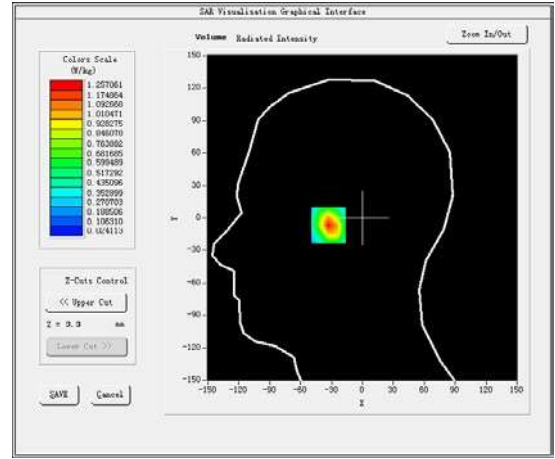
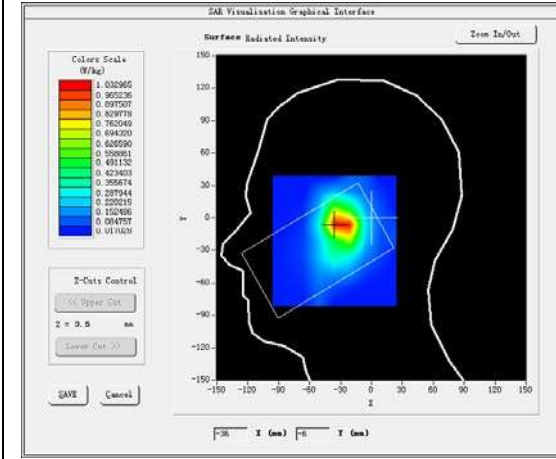
B. SAR Measurement Results

Middle Band SAR (Channel 20175):

Frequency (MHz)	1732.500000
Relative permittivity (real part)	54.198448
Relative permittivity (imaginary part)	15.770850
Conductivity (S/m)	1.517944
Variation (%)	-3.940000

SURFACE SAR

VOLUME SAR

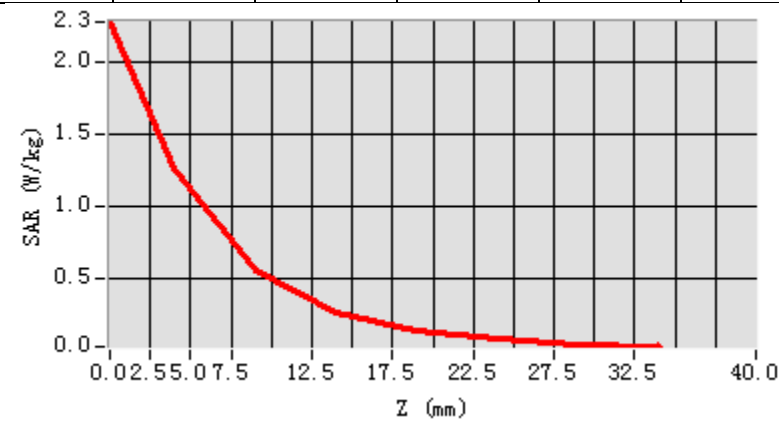


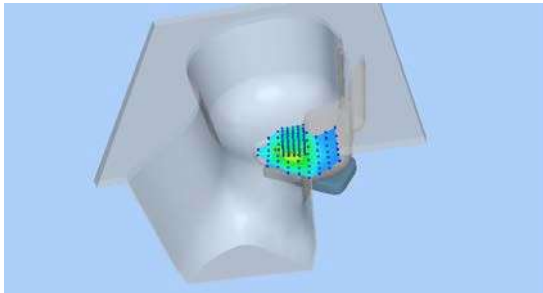
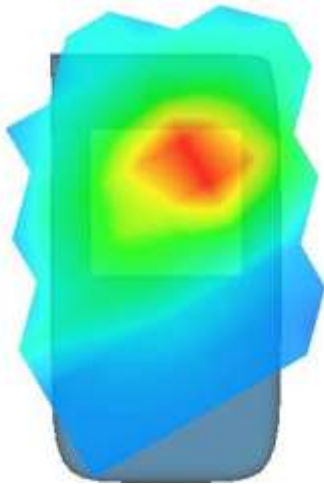
Maximum location: X=-30.00, Y=-6.00

SAR Peak: 0.97 W/kg

SAR 10g (W/Kg)	0.326027
SAR1g (W/Kg)	0.724150

Z (mm)	0.00	4.00	9.00	14.00	19.00	24.00	29.00
SAR (W/Kg)	2.2716	1.2571	0.5564	0.2616	0.1392	0.0816	0.0496



3D screen shot	Hot spot position
	

MEASUREMENT 12

Rear-side-20M-1RB#99-middle

Type: Phone measurement (Complete)

Date of measurement: 23/6/2024

Measurement duration: 6 minutes 53 seconds

A. Experimental conditions.

<u>Area Scan</u>	<u>dx=15mm dy=15mm</u>
<u>ZoomScan</u>	<u>5x5x7,dx=8mm</u> <u>dy=8mmdz=5mm,Complete</u> <u>e</u>
<u>Phantom</u>	<u>Validation plane</u>
<u>Device Position</u>	<u>Body</u>
<u>Band</u>	<u>LTE band 4</u>
<u>Channels</u>	<u>Middle</u>
<u>Signal</u>	<u>LTE (Crest factor: 1.0)</u>

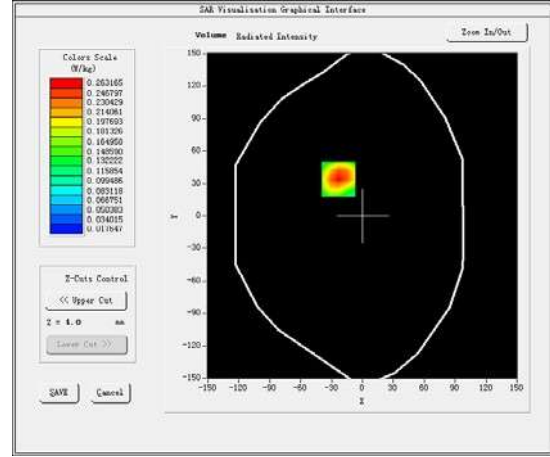
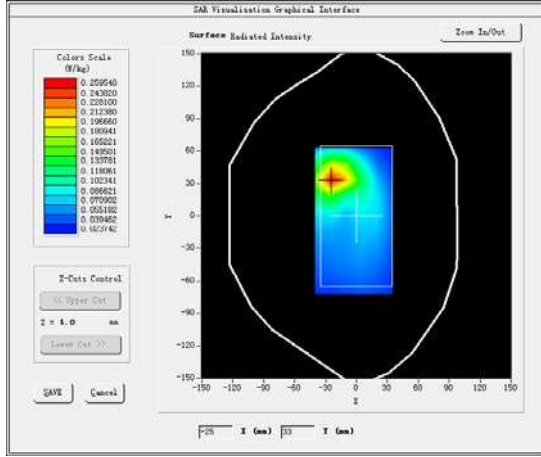
B. SAR Measurement Results

Middle Band SAR (Channel 20175):

Frequency (MHz)	1732.500000
Relative permittivity (real part)	54.198448
Relative permittivity (imaginary part)	15.770850
Conductivity (S/m)	1.517944
Variation (%)	-3.050000

SURFACE SAR

VOLUME SAR

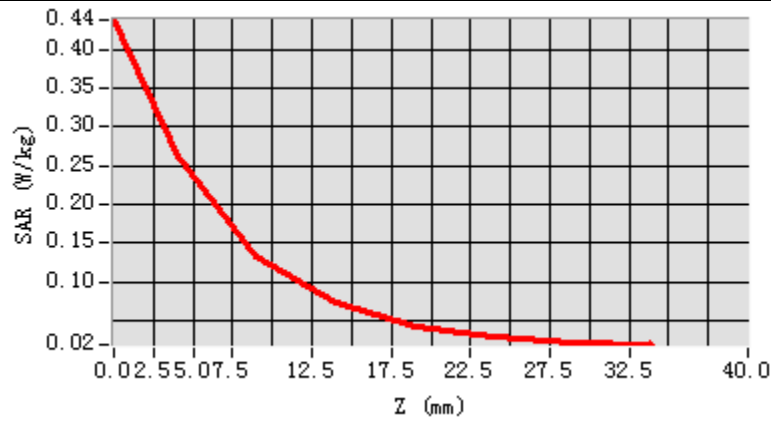


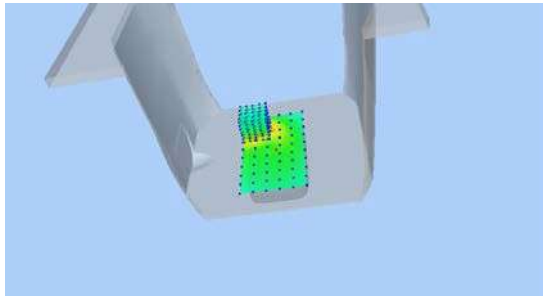
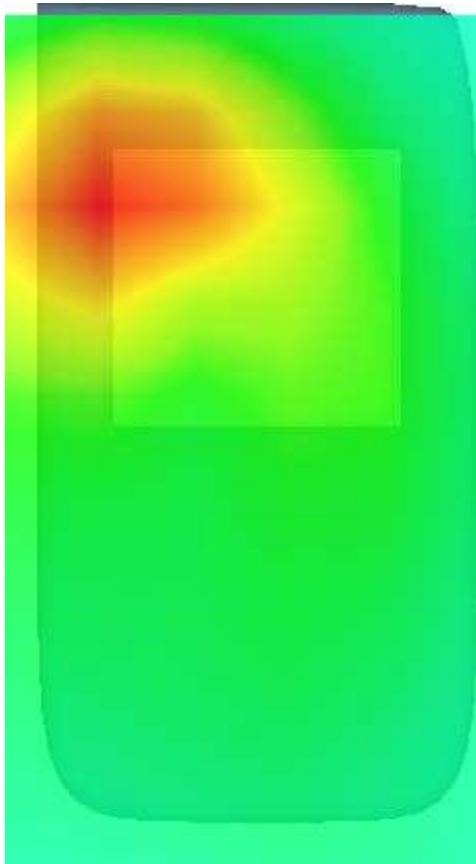
Maximum location: X=-23.00, Y=34.00

SAR Peak: 0.31 W/kg

SAR 10g (W/Kg)	0.086294
SAR1g (W/Kg)	0.158357

Z (mm)	0.00	4.00	9.00	14.00	19.00	24.00	29.00
SAR (W/Kg)	0.4383	0.2632	0.1342	0.0730	0.0433	0.0293	0.0228



3D screen shot	Hot spot position
	

MEASUREMENT 13

20M-1RB#49

Type: Phone measurement (Complete)

Date of measurement: 18/6/2024

Measurement duration: 7 minutes 54 seconds

A. Experimental conditions.

<u>Area Scan</u>	<u>dx=15mm dy=15mm</u>
<u>ZoomScan</u>	<u>5x5x7, dx=8mm dy=8mm dz=5mm, Complete</u>
<u>Phantom</u>	<u>Right head</u>
<u>Device Position</u>	<u>Tilt</u>
<u>Band</u>	<u>LTE band 5</u>
<u>Channels</u>	Middle
<u>Signal</u>	<u>LTE (Crest factor: 1.0)</u>

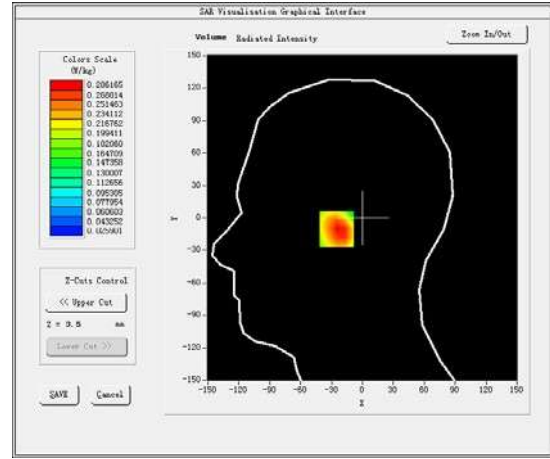
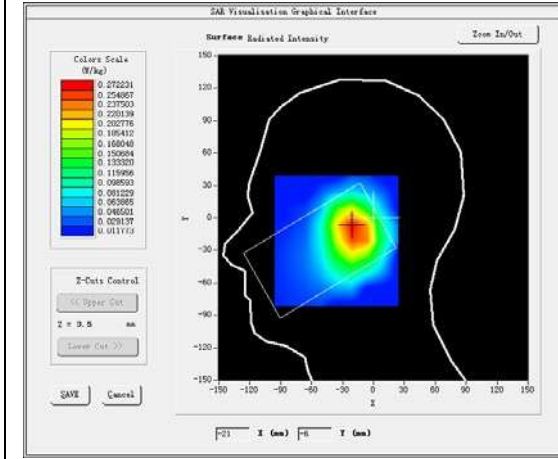
B. SAR Measurement Results

Middleer Band SAR (Channel 20525):

Frequency (MHz)	836.500000
Relative permittivity (real part)	40.488499
Relative permittivity (imaginary part)	20.173700
Conductivity (S/m)	0.945362
Variation (%)	-3.440000

SURFACE SAR

VOLUME SAR

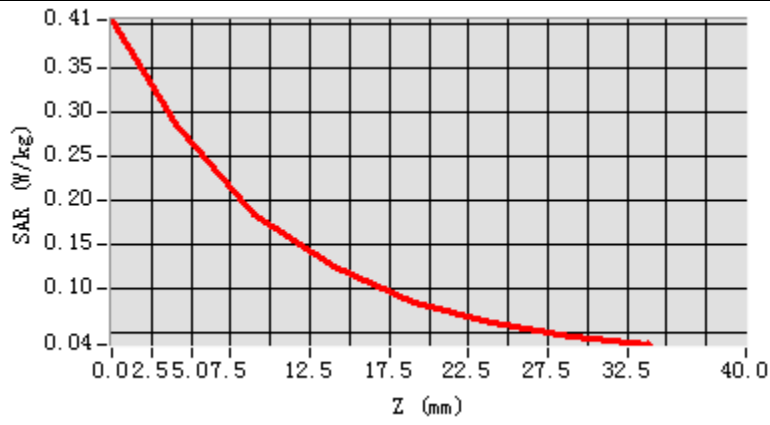


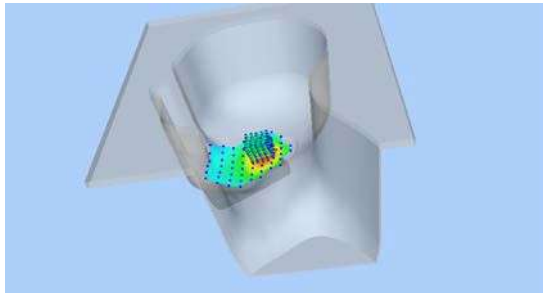
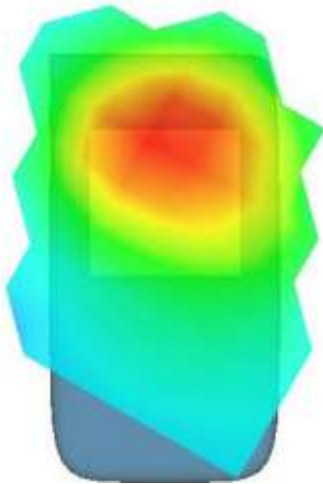
Maximum location: X=-19.00, Y=-10.00

SAR Peak: 0.72 W/kg

SAR 10g (W/Kg)	0.325095
SAR1g (W/Kg)	0.540571

Z (mm)	0.00	4.00	9.00	14.00	19.00	24.00	29.00
SAR (W/Kg)	0.4053	0.2862	0.1848	0.1234	0.0841	0.0598	0.0455



3D screen shot	Hot spot position
	

MEASUREMENT 14

Rear-side-20M-1RB#99 -Middle

Type: Phone measurement (Complete)

Date of measurement: 18/6/2024

Measurement duration: 8 minutes 16 seconds

A. Experimental conditions.

<u>Area Scan</u>	<u>dx=15mm dy=15mm</u>
<u>ZoomScan</u>	<u>5x5x7,dx=8mm dy=8mmdz=5mm,Complete</u>
<u>Phantom</u>	<u>Validation plane</u>
<u>Device Position</u>	<u>Body</u>
<u>Band</u>	<u>LTE band 5</u>
<u>Channels</u>	Middle
<u>Signal</u>	<u>LTE (Crest factor: 1.0)</u>

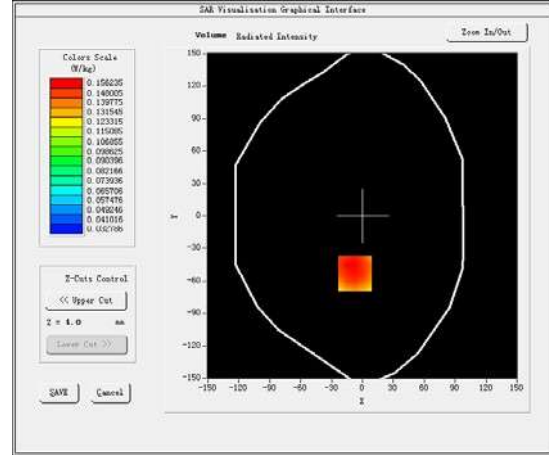
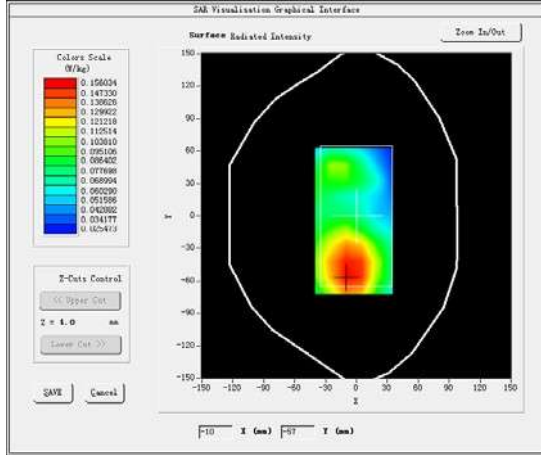
B. SAR Measurement Results

Middleer Band SAR (Channel 20525):

Frequency (MHz)	836.500000
Relative permittivity (real part)	53.594849
Relative permittivity (imaginary part)	20.783649
Conductivity (S/m)	0.973945
Variation (%)	-4.110000

SURFACE SAR

VOLUME SAR

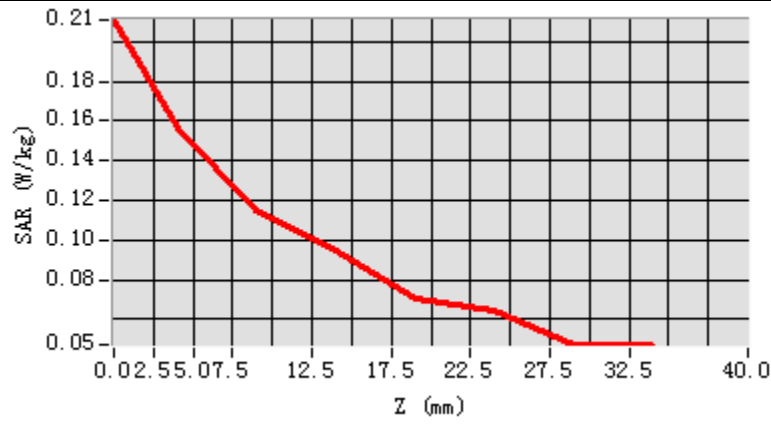


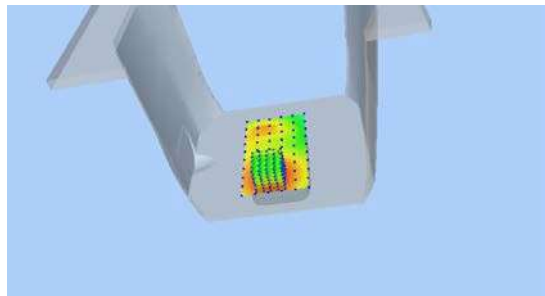
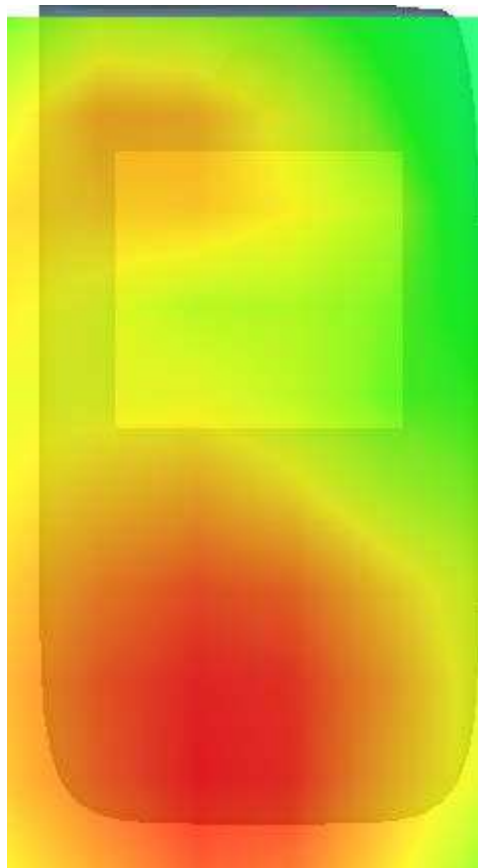
Maximum location: X=-7.00, Y=-53.00

SAR Peak: 0.19 W/kg

SAR 10g (W/Kg)	0.067135
SAR1g (W/Kg)	0.113024

Z (mm)	0.00	4.00	9.00	14.00	19.00	24.00	29.00
SAR (W/Kg)	0.2108	0.1562	0.1148	0.0951	0.0709	0.0643	0.0474



3D screen shot	Hot spot position
	

MEASUREMENT 15

20M-1RB#99

Type: Phone measurement (Complete)

Date of measurement: 8/7/2024

Measurement duration: 7 minutes 56 seconds

A. Experimental conditions.

<u>Area Scan</u>	<u>dx=15mm dy=15mm</u>
<u>ZoomScan</u>	<u>5x5x7, dx=8mm</u> <u>dy=8mm dz=5mm, Complete</u>
<u>Phantom</u>	<u>Right head</u>
<u>Device Position</u>	<u>Tilt</u>
<u>Band</u>	<u>LTE band 7</u>
<u>Channels</u>	Middle
<u>Signal</u>	<u>LTE (Crest factor: 1.0)</u>

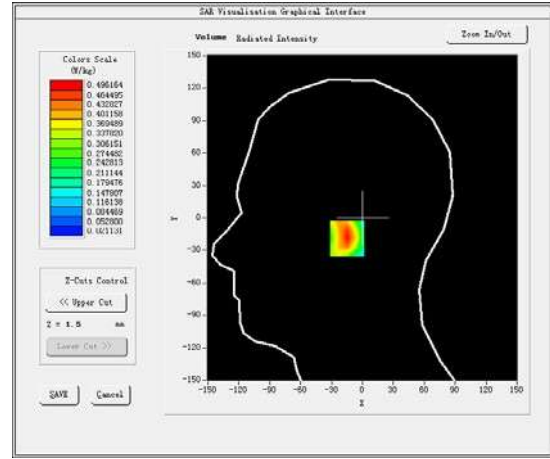
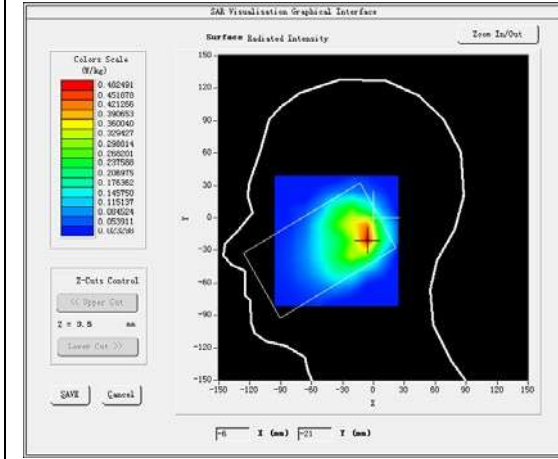
B. SAR Measurement Results

Middle Band SAR (Channel 211000):

Frequency (MHz)	2535.000000
Relative permittivity (real part)	40.382000
Relative permittivity (imaginary part)	13.395600
Conductivity (S/m)	1.867942
Variation (%)	-2.270000

SURFACE SAR

VOLUME SAR

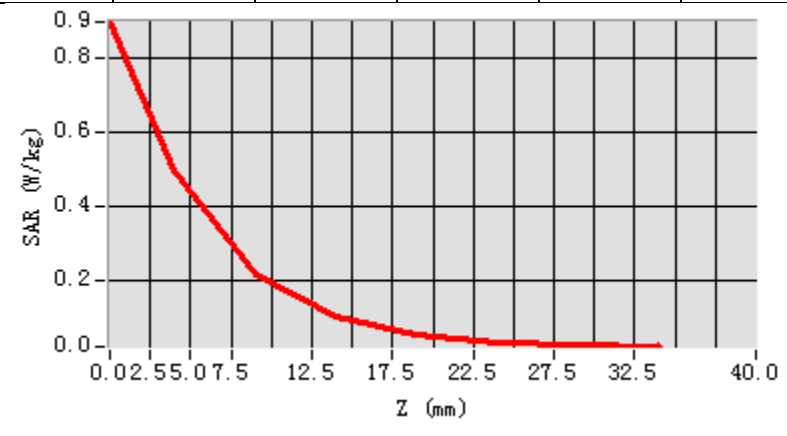


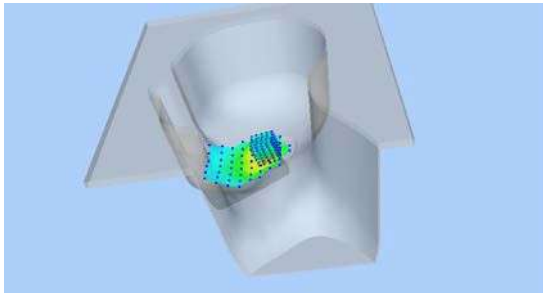
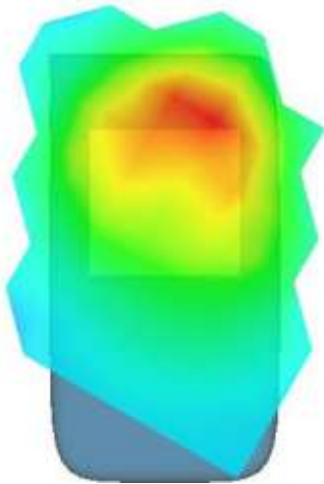
Maximum location: X=-7.00, Y=-19.00

SAR Peak: 0.89 W/kg

SAR 10g (W/Kg)	0.268371
SAR1g (W/Kg)	0.648172

Z (mm)	0.00	4.00	9.00	14.00	19.00	24.00	29.00
SAR (W/Kg)	0.8977	0.4962	0.2188	0.1053	0.0571	0.0356	0.0267



3D screen shot	Hot spot position
	

MEASUREMENT 16

Left-side-20M-1RB#99-middle-Low

Type: Phone measurement (Complete)

Date of measurement: 8/7/2024

Measurement duration: 8 minutes 0 seconds

A. Experimental conditions.

<u>Area Scan</u>	<u>dx=15mm dy=15mm</u>
<u>ZoomScan</u>	<u>5x5x7, dx=8mm dy=8mm dz=5mm, Complete</u>
<u>Phantom</u>	<u>Validation plane</u>
<u>Device Position</u>	<u>Body</u>
<u>Band</u>	<u>LTE band 7</u>
<u>Channels</u>	Middle
<u>Signal</u>	<u>LTE (Crest factor: 1.0)</u>

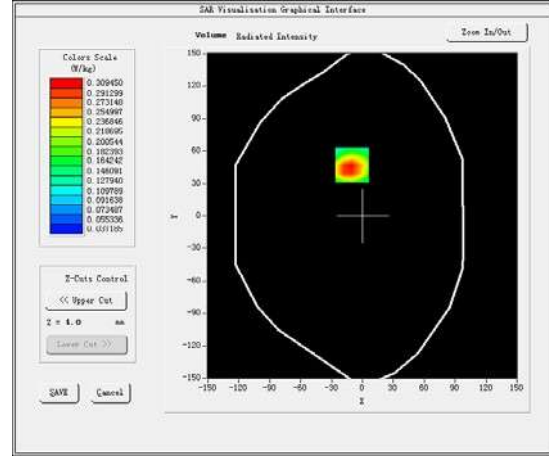
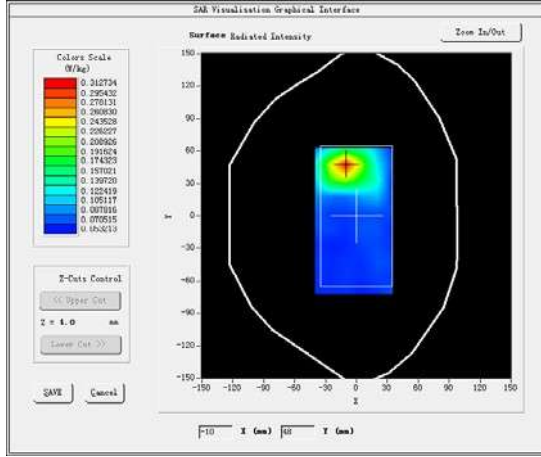
B. SAR Measurement Results

Middle Band SAR (Channel 21100):

Frequency (MHz)	2535.000000
Relative permittivity (real part)	52.697201
Relative permittivity (imaginary part)	15.070500
Conductivity (S/m)	2.101497
Variation (%)	-0.960000

SURFACE SAR

VOLUME SAR

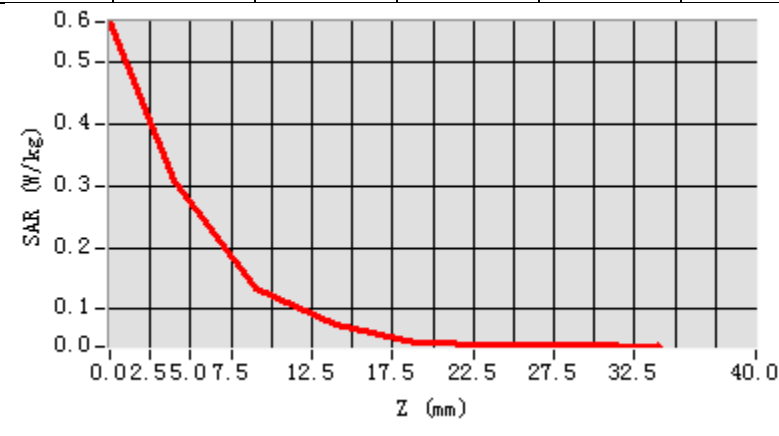


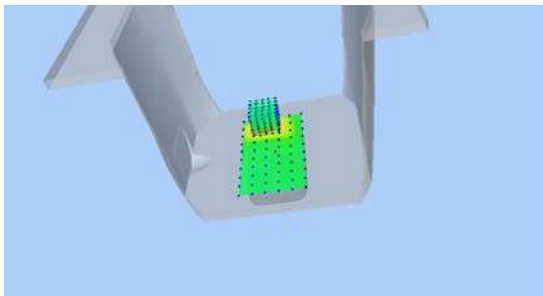
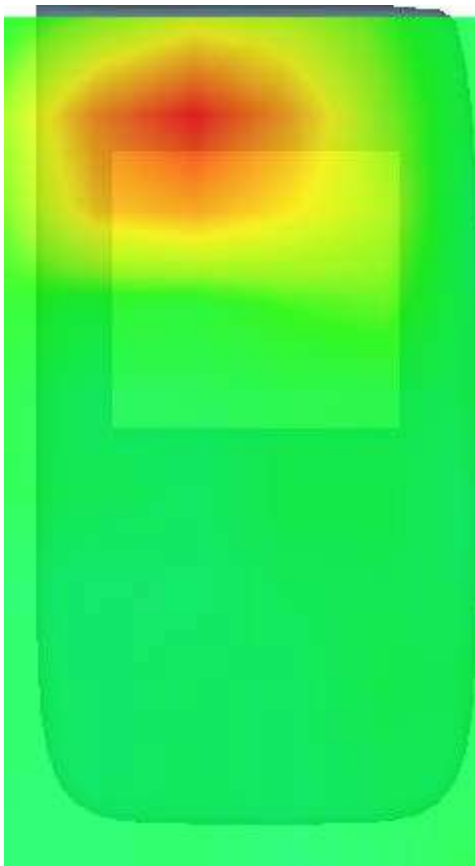
Maximum location: X=-10.00, Y=47.00

SAR Peak: 0.36 W/kg

SAR 10g (W/Kg)	0.101281
SAR1g (W/Kg)	0.231102

Z (mm)	0.00	4.00	9.00	14.00	19.00	24.00	29.00
SAR (W/Kg)	0.5665	0.3095	0.1338	0.0742	0.0451	0.0424	0.0412



3D screen shot	Hot spot position
	

MEASUREMENT 17

10M-1RB#49

Type: Phone measurement (Complete)

Date of measurement: 18/6/2024

Measurement duration: 7 minutes 51 seconds

A. Experimental conditions.

<u>Area Scan</u>	<u>dx=15mm dy=15mm</u>
<u>ZoomScan</u>	<u>5x5x7,dx=8mm</u> <u>dy=8mmdz=5mm,Complete</u>
<u>Phantom</u>	<u>Right head</u>
<u>Device Position</u>	<u>Tilt</u>
<u>Band</u>	<u>LTE band 12</u>
<u>Channels</u>	<u>Middle</u>
<u>Signal</u>	<u>LTE (Crest factor: 1:1.58)</u>

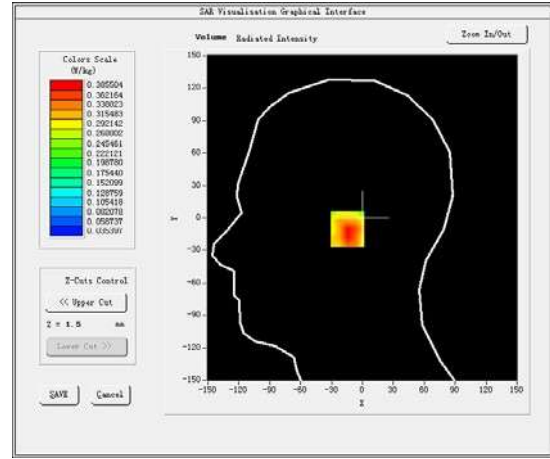
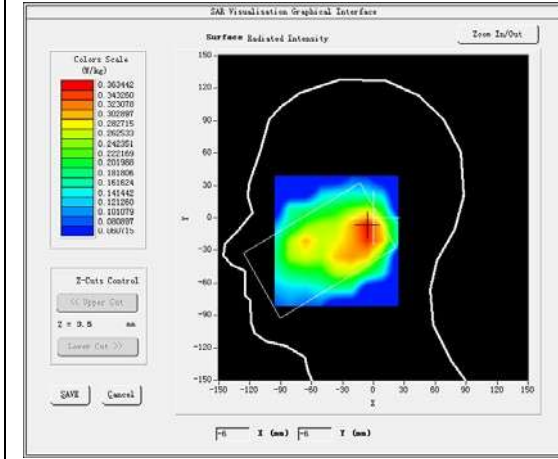
B. SAR Measurement Results

Middle Band SAR (Channel 23095):

Frequency (MHz)	707.500000
Relative permittivity (real part)	39.920200
Relative permittivity (imaginary part)	13.553000
Conductivity (S/m)	1.953891
Variation (%)	-0.910000

SURFACE SAR

VOLUME SAR

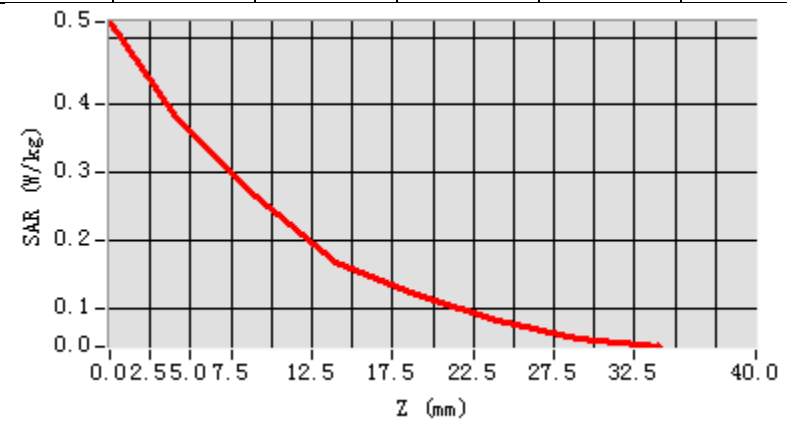


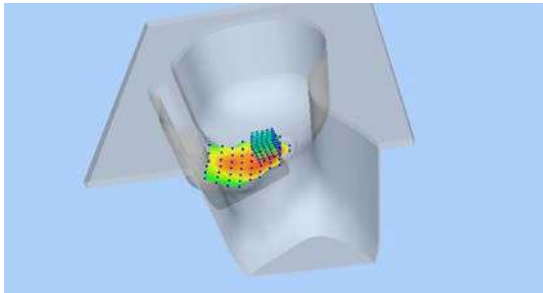
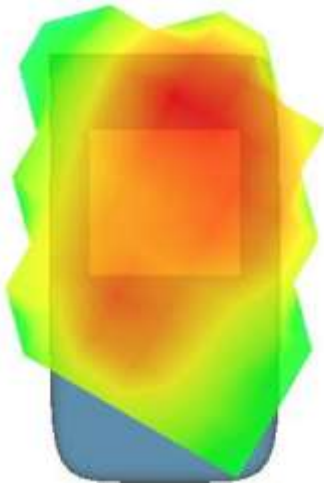
Maximum location: X=-7.00, Y=-10.00

SAR Peak: 0.35 W/kg

SAR 10g (W/Kg)	0.110342
SAR1g (W/Kg)	0.190180

Z (mm)	0.00	4.00	9.00	14.00	19.00	24.00	29.00
SAR (W/Kg)	0.5227	0.3855	0.2652	0.1661	0.1185	0.0829	0.0543



3D screen shot	Hot spot position
	

MEASUREMENT 18

Rear-side-10M-1RB#49-middle

Type: Phone measurement (Complete)

Date of measurement: 18/6/2024

Measurement duration: 10 minutes 45 seconds

A. Experimental conditions.

<u>Area Scan</u>	<u>dx=15mm dy=15mm</u>
<u>ZoomScan</u>	<u>5x5x7,dx=8mm dy=8mmdz=5mm,Complete</u>
<u>Phantom</u>	<u>Validation plane</u>
<u>Device Position</u>	<u>Body</u>
<u>Band</u>	<u>LTE band 12</u>
<u>Channels</u>	<u>Middle</u>
<u>Signal</u>	<u>LTE (Crest factor: 1:1.58)</u>

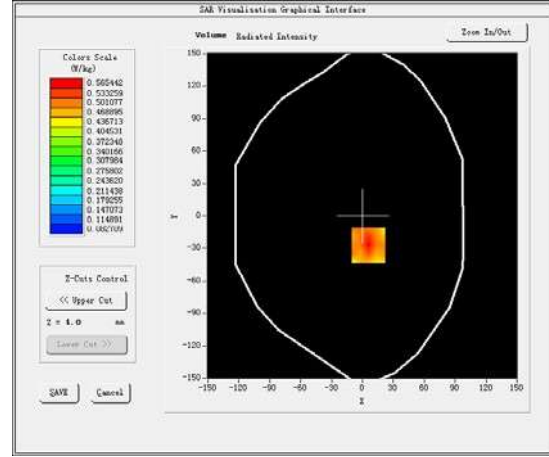
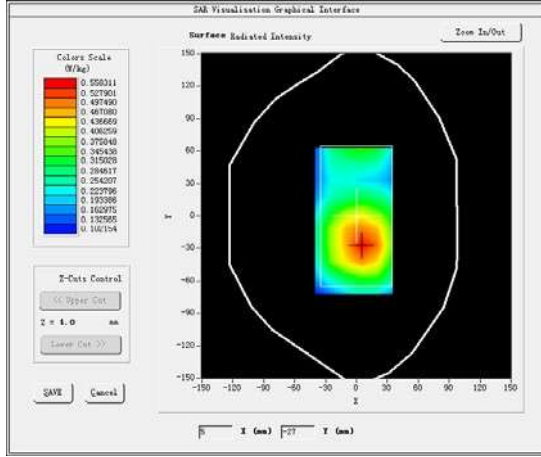
B. SAR Measurement Results

Middle Band SAR (Channel 23095):

Frequency (MHz)	707.500000
Relative permittivity (real part)	39.920200
Relative permittivity (imaginary part)	13.553000
Conductivity (S/m)	1.953891
Variation (%)	-3.810000

SURFACE SAR

VOLUME SAR

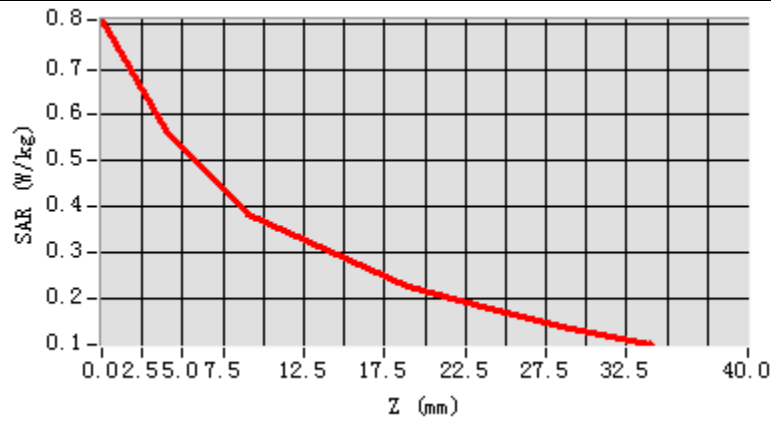


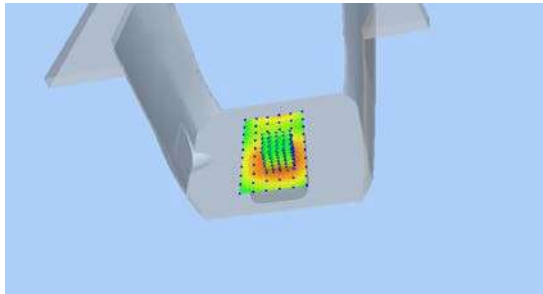
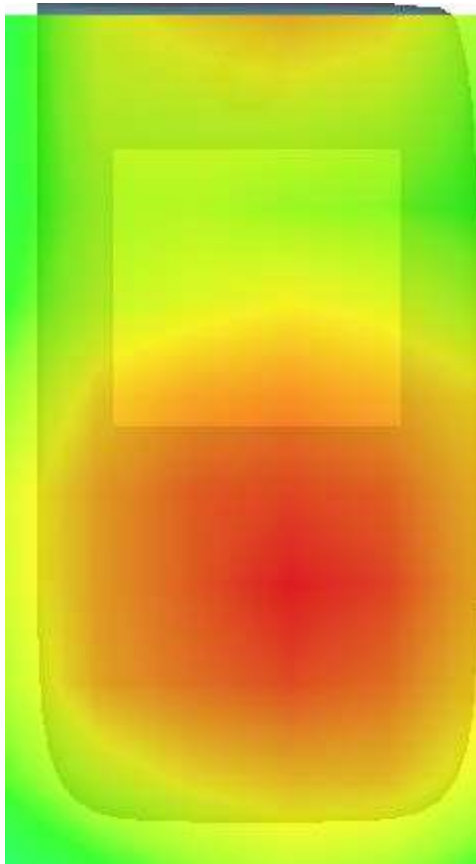
Maximum location: X=6.00, Y=-27.00

SAR Peak: 0.09 W/kg

SAR 10g (W/Kg)	0.039174
SAR1g (W/Kg)	0.054084

Z (mm)	0.00	4.00	9.00	14.00	19.00	24.00	29.00
SAR (W/Kg)	0.8077	0.5654	0.3809	0.3025	0.2263	0.1773	0.1341



3D screen shot	Hot spot position
	

MEASUREMENT 19

10M-1RB#49

Type: Phone measurement (Complete)

Date of measurement: 18/6/2024

Measurement duration: 7 minutes 51 seconds

A. Experimental conditions.

<u>Area Scan</u>	<u>dx=15mm dy=15mm</u>
<u>ZoomScan</u>	<u>5x5x7,dx=8mm</u> <u>dy=8mmdz=5mm,Complete</u>
<u>Phantom</u>	<u>Right head</u>
<u>Device Position</u>	<u>Tilt</u>
<u>Band</u>	<u>LTE band 17</u>
<u>Channels</u>	<u>Middle</u>
<u>Signal</u>	<u>LTE (Crest factor: 1:1.58)</u>

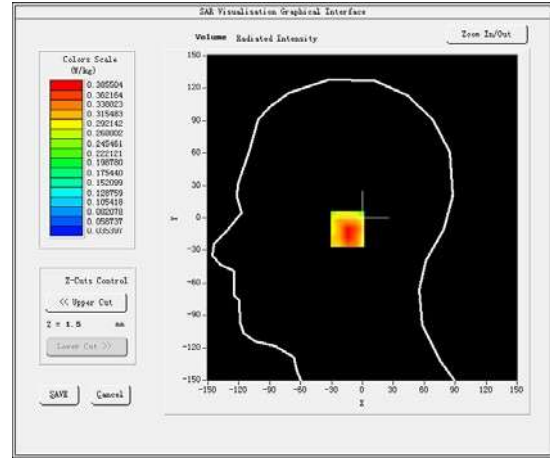
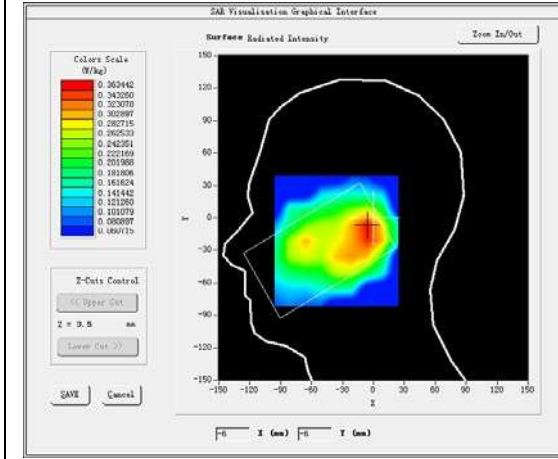
B. SAR Measurement Results

Middle Band SAR (Channel 23790):

Frequency (MHz)	710.000000
Relative permittivity (real part)	39.920200
Relative permittivity (imaginary part)	13.553000
Conductivity (S/m)	1.953891
Variation (%)	-0.790000

SURFACE SAR

VOLUME SAR

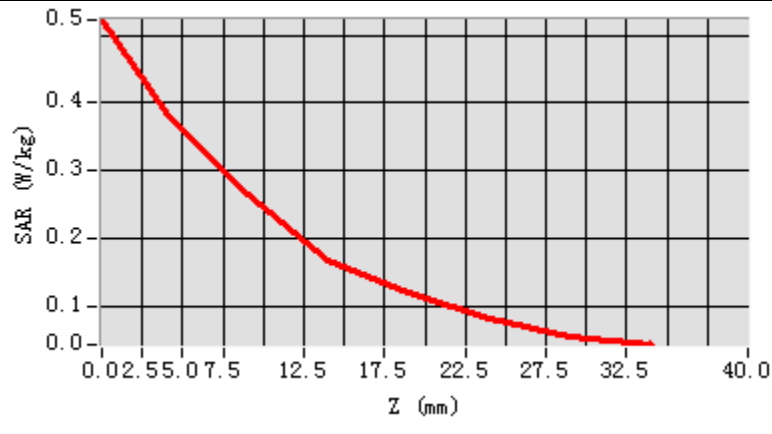


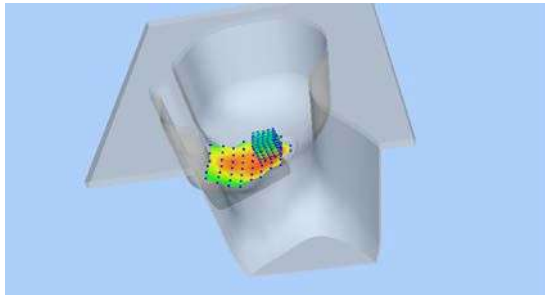
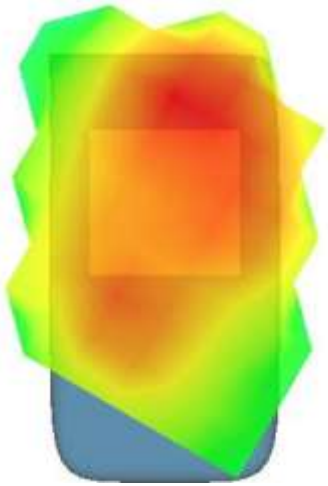
Maximum location: X=-7.00, Y=-10.00

SAR Peak: 0. 35W/kg

SAR 10g (W/Kg)	0.117410
SAR1g (W/Kg)	0.203165

Z (mm)	0.00	4.00	9.00	14.00	19.00	24.00	29.00
SAR (W/Kg)	0.5227	0.3855	0.2652	0.1661	0.1185	0.0829	0.0543



3D screen shot	Hot spot position
	

MEASUREMENT 20

Rear-side-10M-1RB#49-middle

Type: Phone measurement (Complete)

Date of measurement: 18/6/2024

Measurement duration: 10 minutes 45 seconds

A. Experimental conditions.

<u>Area Scan</u>	<u>dx=15mm dy=15mm</u>
<u>ZoomScan</u>	<u>5x5x7, dx=8mm dy=8mm dz=5mm, Complete</u>
<u>Phantom</u>	<u>Validation plane</u>
<u>Device Position</u>	<u>Body</u>
<u>Band</u>	<u>LTE band 17</u>
<u>Channels</u>	<u>Middle</u>
<u>Signal</u>	<u>LTE (Crest factor: 1:1.58)</u>

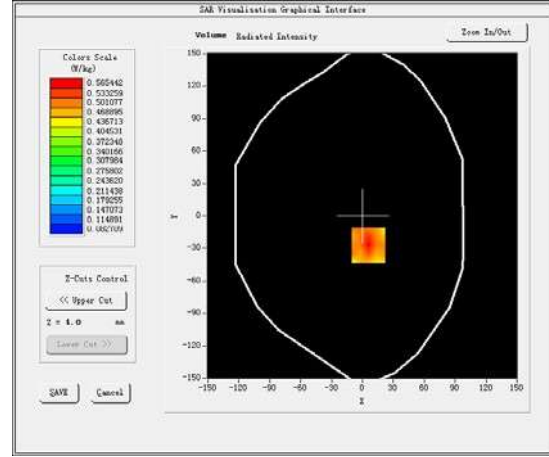
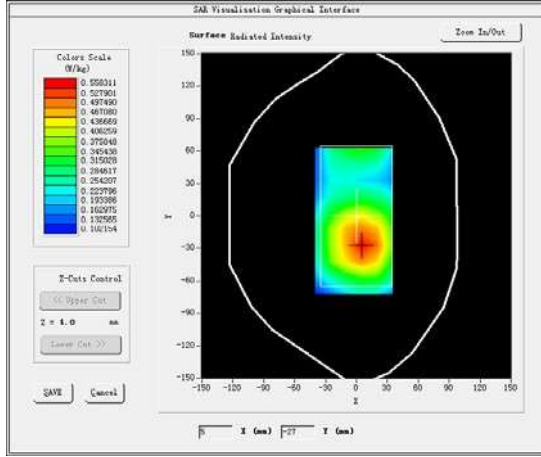
B. SAR Measurement Results

Middle Band SAR (Channel 23790):

Frequency (MHz)	710.000000
Relative permittivity (real part)	39.920200
Relative permittivity (imaginary part)	13.553000
Conductivity (S/m)	1.953891
Variation (%)	-1.080000

SURFACE SAR

VOLUME SAR

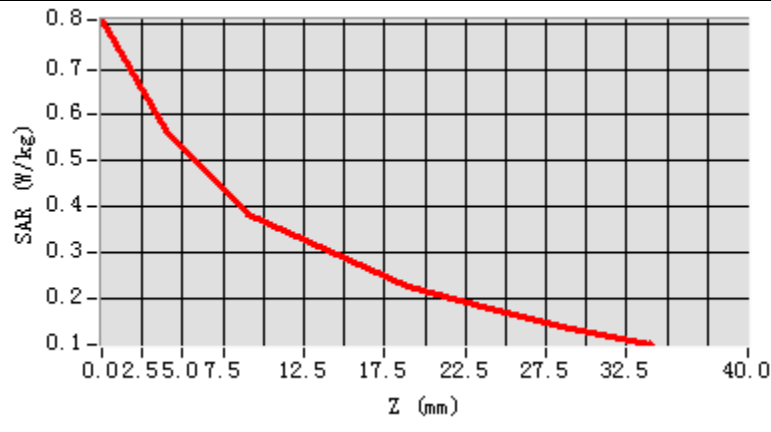


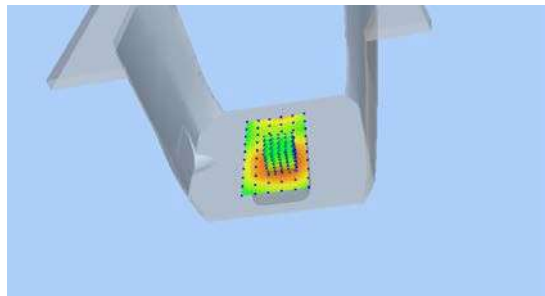
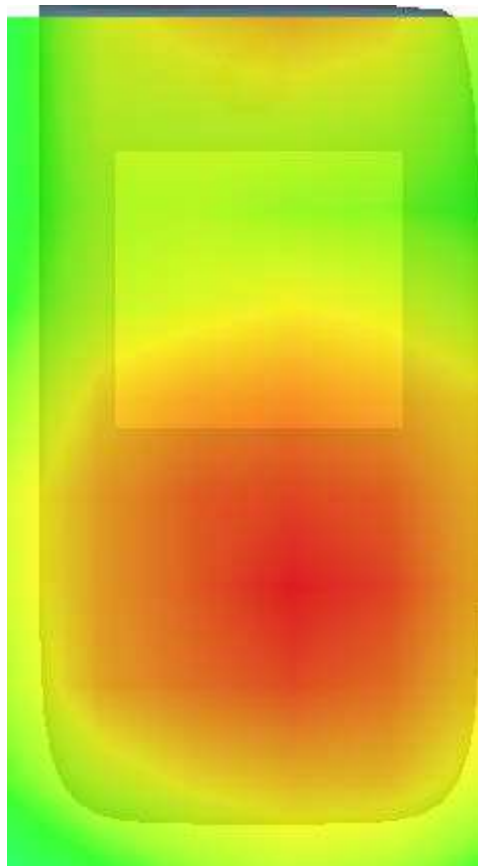
Maximum location: X=6.00, Y=-27.00

SAR Peak: 0.095 W/kg

SAR 10g (W/Kg)	0.043185
SAR1g (W/Kg)	0.059172

Z (mm)	0.00	4.00	9.00	14.00	19.00	24.00	29.00
SAR (W/Kg)	0.8077	0.5654	0.3809	0.3025	0.2263	0.1773	0.1341



3D screen shot	Hot spot position
	

MEASUREMENT 21

20M-1RB#99

Type: Phone measurement (Complete)

Date of measurement:8/7/2024

Measurement duration: 7 minutes 51 seconds

A. Experimental conditions.

<u>Area Scan</u>	<u>dx=15mm dy=15mm</u>
<u>ZoomScan</u>	<u>5x5x7,dx=8mm</u> <u>dy=8mmdz=5mm,Complete</u>
<u>Phantom</u>	<u>Right head</u>
<u>Device Position</u>	<u>Tilt</u>
<u>Band</u>	<u>LTE band 38</u>
<u>Channels</u>	<u>Middle</u>
<u>Signal</u>	<u>LTE (Crest factor: 1:1.58)</u>

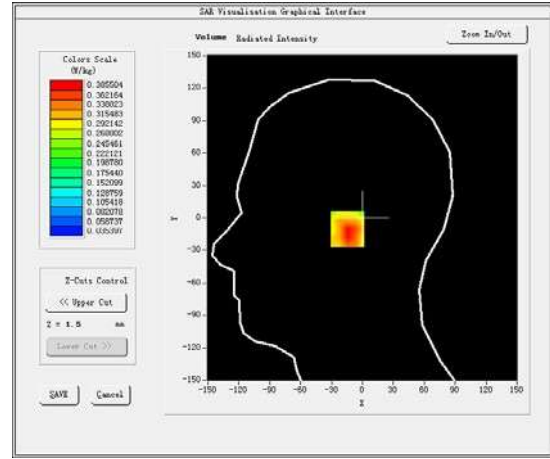
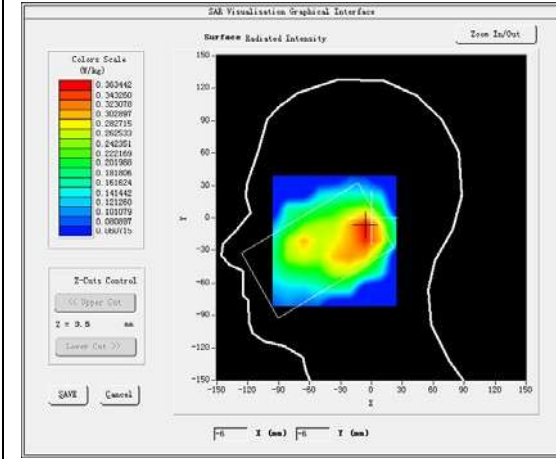
B. SAR MeasurementResults

Middle Band SAR (Channel 38000):

Frequency (MHz)	2595.000000
Relative permittivity (real part)	39.920200
Relative permittivity (imaginary part)	13.553000
Conductivity (S/m)	1.953891
Variation (%)	-1.300000

SURFACE SAR

VOLUME SAR

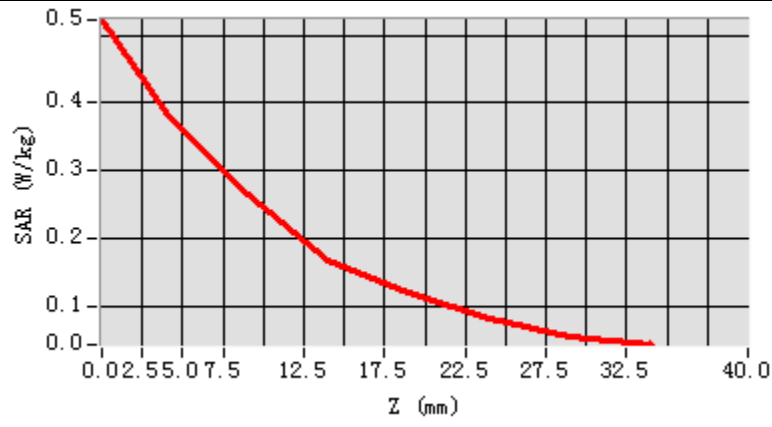


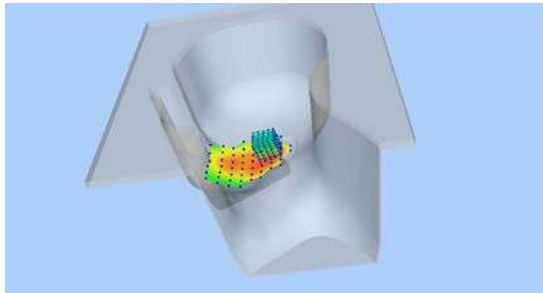
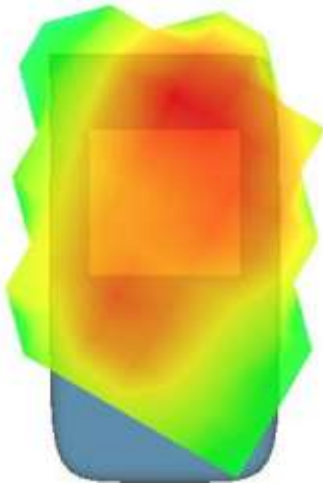
Maximum location: X=-7.00, Y=-10.00

SAR Peak: 0.25 W/kg

SAR 10g (W/Kg)	0.247105
SAR1g (W/Kg)	0.574184

Z (mm)	0.00	4.00	9.00	14.00	19.00	24.00	29.00
SAR (W/Kg)	0.5227	0.3855	0.2652	0.1661	0.1185	0.0829	0.0543



3D screen shot	Hot spot position
	

MEASUREMENT 22

Rear-side-20M-1RB#99-middle

Type: Phone measurement (Complete)

Date of measurement: 8/7/2024

Measurement duration: 10 minutes 45 seconds

A. Experimental conditions.

<u>Area Scan</u>	<u>dx=15mm dy=15mm</u>
<u>ZoomScan</u>	<u>5x5x7, dx=8mm dy=8mm dz=5mm, Complete</u>
<u>Phantom</u>	<u>Validation plane</u>
<u>Device Position</u>	<u>Body</u>
<u>Band</u>	<u>LTE band 38</u>
<u>Channels</u>	<u>Middle</u>
<u>Signal</u>	<u>LTE (Crest factor: 1:1.58)</u>

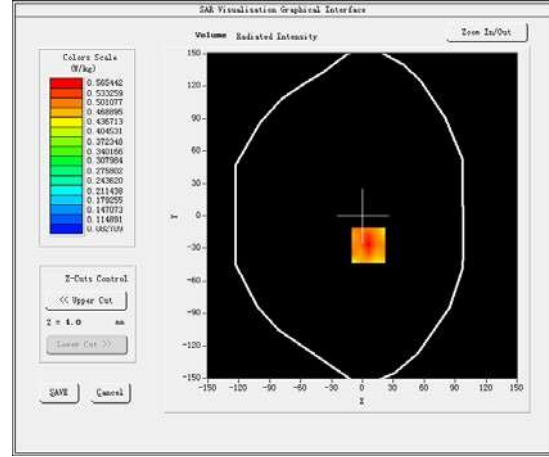
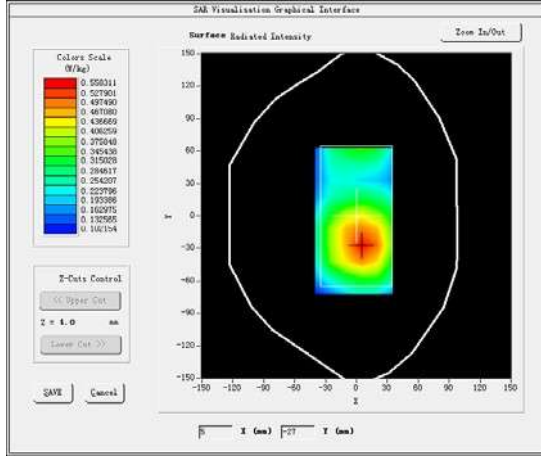
B. SAR Measurement Results

Middle Band SAR (Channel 38000):

Frequency (MHz)	2595.000000
Relative permittivity (real part)	39.920200
Relative permittivity (imaginary part)	13.553000
Conductivity (S/m)	1.953891
Variation (%)	-3.630000

SURFACE SAR

VOLUME SAR

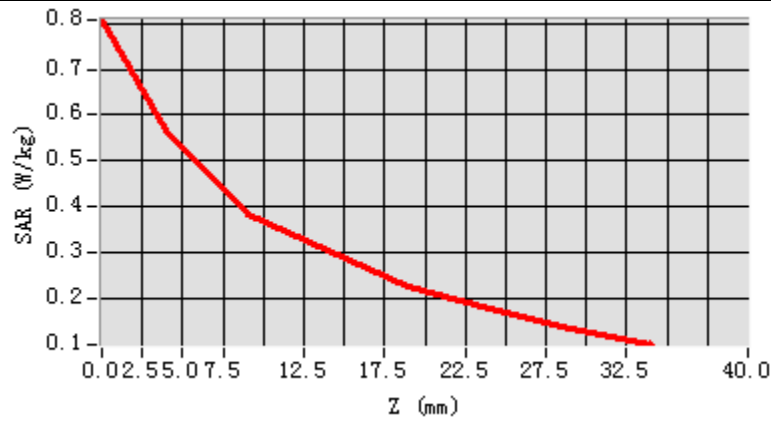


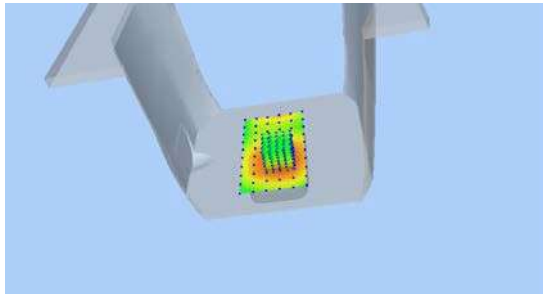
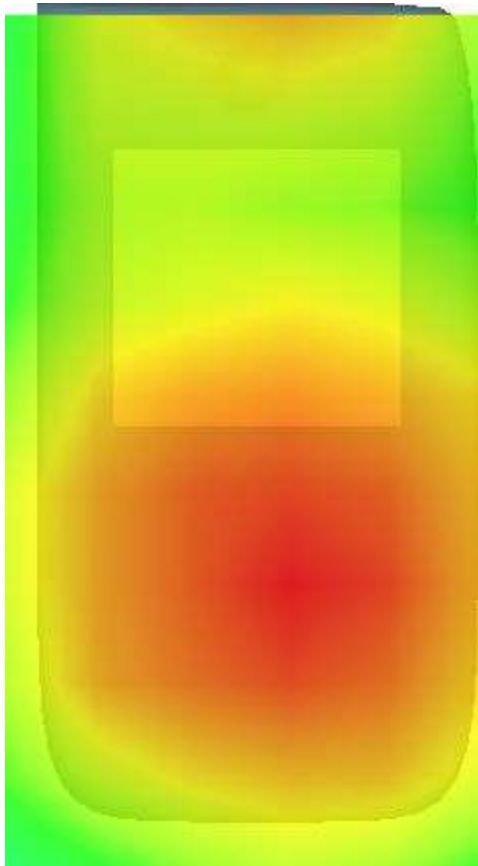
Maximum location: X=6.00, Y=-27.00

SAR Peak: 0.39 W/kg

SAR 10g (W/Kg)	0.096190
SAR1g (W/Kg)	0.215492

Z (mm)	0.00	4.00	9.00	14.00	19.00	24.00	29.00
SAR (W/Kg)	0.8077	0.5654	0.3809	0.3025	0.2263	0.1773	0.1341



3D screen shot	Hot spot position
	

MEASUREMENT 23

20M-1RB#99

Type: Phone measurement (Complete)

Date of measurement: 8/7/2024

Measurement duration: 7 minutes 53 seconds

A. Experimental conditions.

<u>Area Scan</u>	<u>dx=15mm dy=15mm</u>
<u>ZoomScan</u>	<u>5x5x7, dx=8mm dy=8mm dz=5mm, Complete</u>
<u>Phantom</u>	<u>Right head</u>
<u>Device Position</u>	<u>Tilt</u>
<u>Band</u>	<u>LTE band 41</u>
<u>Channels</u>	Middle
<u>Signal</u>	<u>LTE (Crest factor: 1.0)</u>

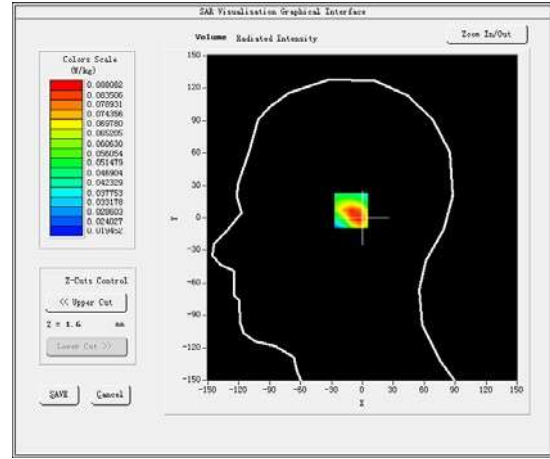
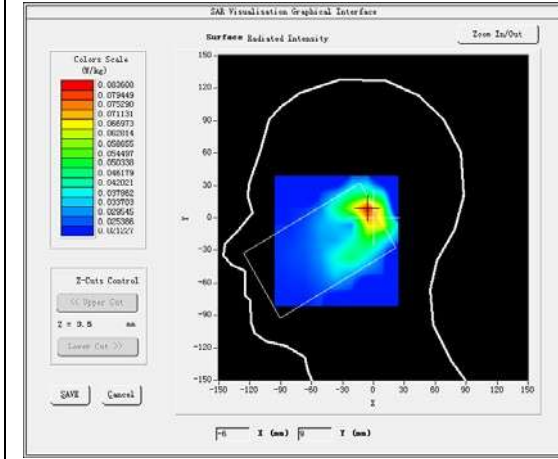
B. SAR Measurement Results

Middle Band SAR (Channel 40620):

Frequency (MHz)	2593.000000
Relative permittivity (real part)	39.125332
Relative permittivity (imaginary part)	13.350667
Conductivity (S/m)	1.858709
Variation (%)	-0.920000

SURFACE SAR

VOLUME SAR

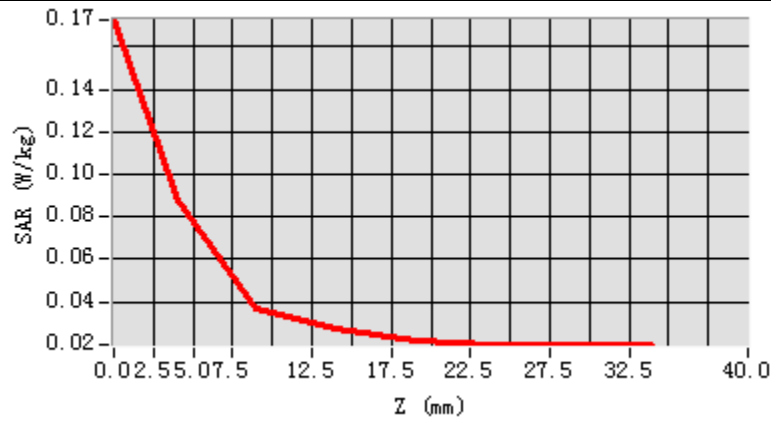


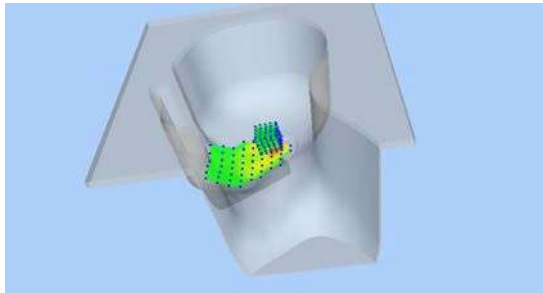
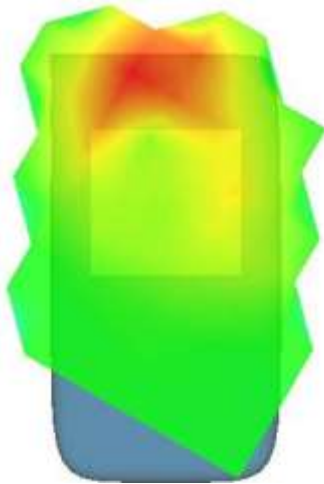
Maximum location: X=-6.00, Y=7.00

SAR Peak: 0.86 W/kg

SAR 10g (W/Kg)	0.260349
SAR1g (W/Kg)	0.609177

Z (mm)	0.00	4.00	9.00	14.00	19.00	24.00	29.00
SAR (W/Kg)	0.1727	0.0881	0.0367	0.0272	0.0220	0.0202	0.0199



3D screen shot	Hot spot position
	

MEASUREMENT 24

Rear-side-20M-1RB#99-middle-Low

Type: Phone measurement (Complete)

Date of measurement: 8/7/2024

Measurement duration: 7 minutes 31 seconds

A. Experimental conditions.

<u>Area Scan</u>	<u>dx=15mm dy=15mm</u>
<u>ZoomScan</u>	<u>5x5x7, dx=8mm dy=8mm dz=5mm, Complete</u>
<u>Phantom</u>	<u>Validation plane</u>
<u>Device Position</u>	<u>Body</u>
<u>Band</u>	<u>LTE band 41</u>
<u>Channels</u>	Middle
<u>Signal</u>	<u>LTE (Crest factor: 1.0)</u>

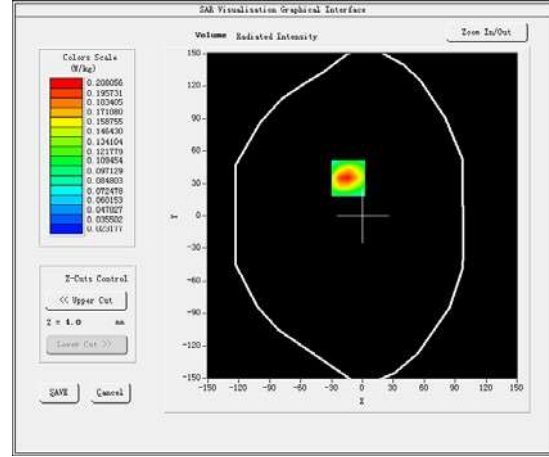
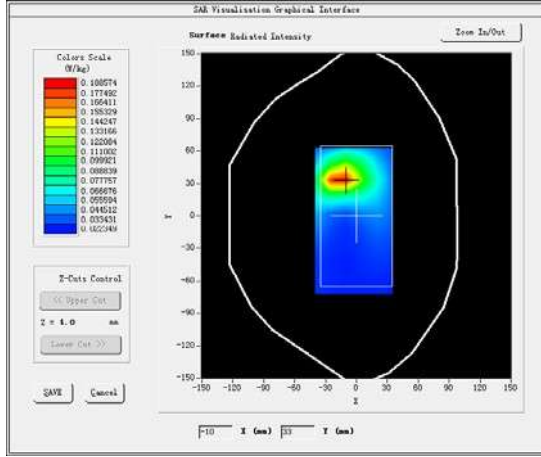
B. SAR Measurement Results

Middle Band SAR (Channel 40620):

Frequency (MHz)	2593.000000
Relative permittivity (real part)	52.628727
Relative permittivity (imaginary part)	14.538727
Conductivity (S/m)	2.024114
Variation (%)	2.610000

SURFACE SAR

VOLUME SAR

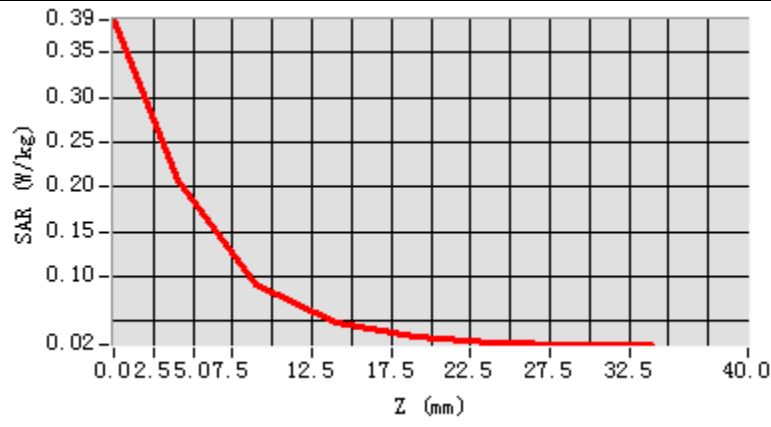


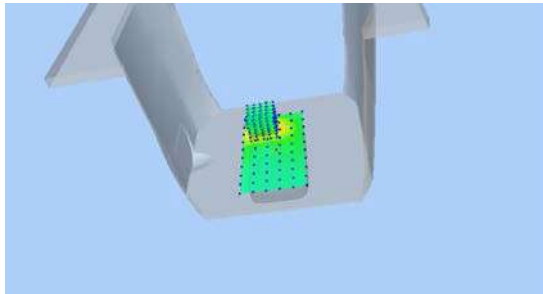
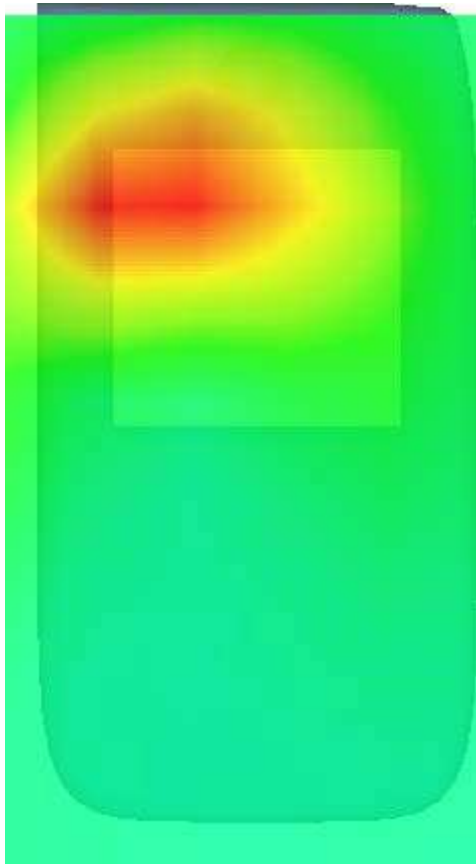
Maximum location: X=-14.00, Y=35.00

SAR Peak: 0.41 W/kg

SAR 10g (W/Kg)	0.108295
SAR1g (W/Kg)	0.251472

Z (mm)	0.00	4.00	9.00	14.00	19.00	24.00	29.00
SAR (W/Kg)	0.3869	0.2081	0.0900	0.0482	0.0324	0.0262	0.0243



3D screen shot	Hot spot position
	

MEASUREMENT 25

20M-1RB#99

Type: Phone measurement (Complete)

Date of measurement: 8/7/2024

Measurement duration: 7 minutes 53 seconds

C. Experimental conditions.

<u>Area Scan</u>	<u>dx=15mm dy=15mm</u>
<u>ZoomScan</u>	<u>5x5x7, dx=8mm dy=8mm dz=5mm, Complete</u>
<u>Phantom</u>	<u>Right head</u>
<u>Device Position</u>	<u>Tilt</u>
<u>Band</u>	<u>LTE band 42</u>
<u>Channels</u>	Middle
<u>Signal</u>	<u>LTE (Crest factor: 1.0)</u>

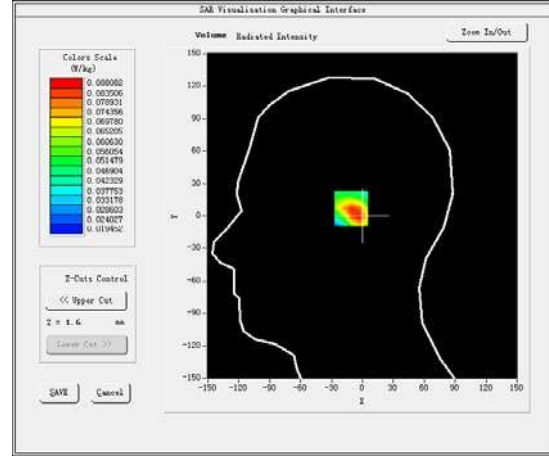
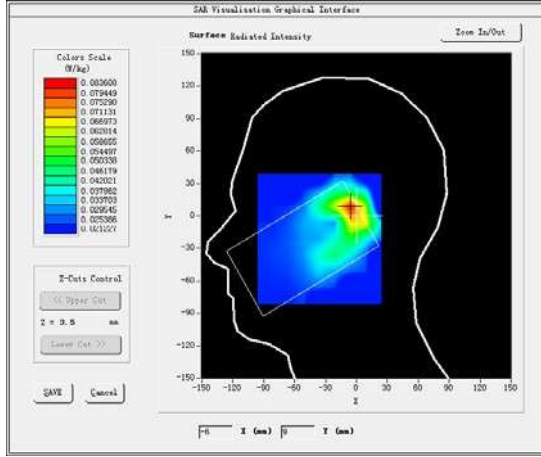
D. SAR Measurement Results

Middle Band SAR (Channel 42590):

Frequency (MHz)	3500.000000
Relative permittivity (real part)	39.125332
Relative permittivity (imaginary part)	13.350667
Conductivity (S/m)	1.858709
Variation (%)	-1.350000

SURFACE SAR

VOLUME SAR

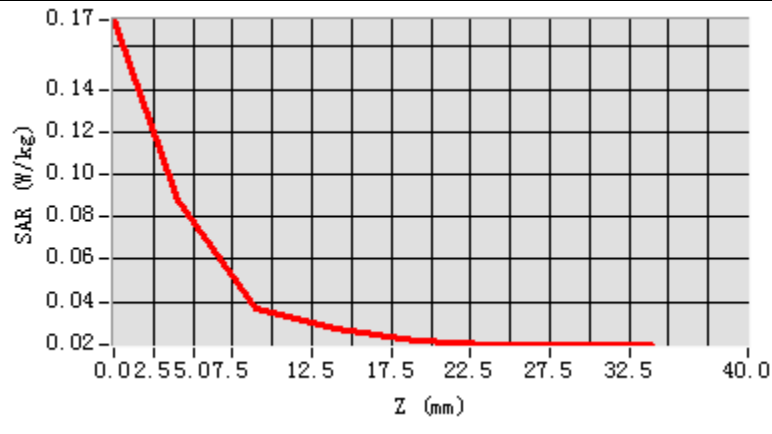


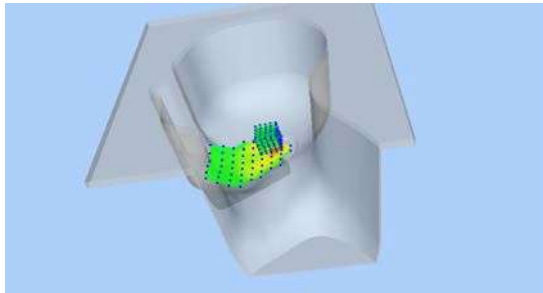
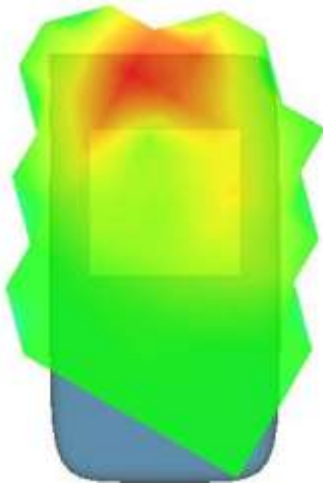
Maximum location: X=-6.00, Y=7.00

SAR Peak: 0.88 W/kg

SAR 10g (W/Kg)	0.236195
SAR1g (W/Kg)	0.568349

Z (mm)	0.00	4.00	9.00	14.00	19.00	24.00	29.00
SAR (W/Kg)	0.1727	0.0881	0.0367	0.0272	0.0220	0.0202	0.0199



3D screen shot	Hot spot position
	

MEASUREMENT 26

Rear-side-20M-1RB#99-middle-Low

Type: Phone measurement (Complete)

Date of measurement: 8/7/2024

Measurement duration: 7 minutes 31 seconds

C. Experimental conditions.

<u>Area Scan</u>	<u>dx=15mm dy=15mm</u>
<u>ZoomScan</u>	<u>5x5x7, dx=8mm dy=8mm dz=5mm, Complete</u>
<u>Phantom</u>	<u>Validation plane</u>
<u>Device Position</u>	<u>Body</u>
<u>Band</u>	<u>LTE band 42</u>
<u>Channels</u>	Middle
<u>Signal</u>	<u>LTE (Crest factor: 1.0)</u>

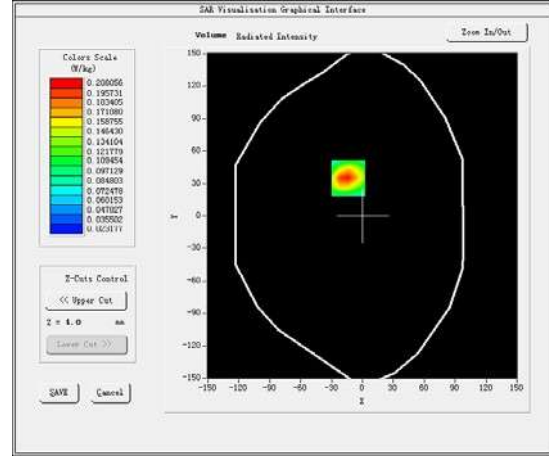
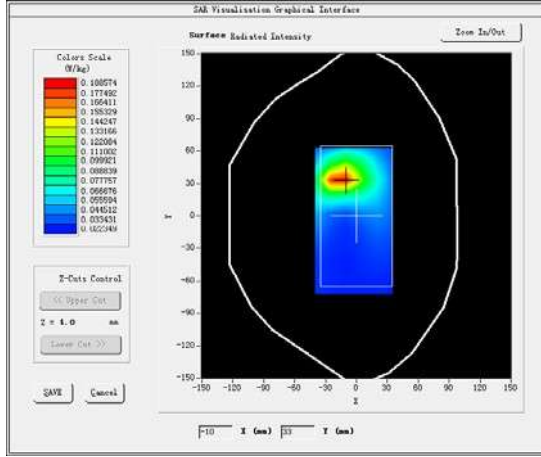
D. SAR Measurement Results

Middle Band SAR (Channel 42590):

Frequency (MHz)	3500.000000
Relative permittivity (real part)	52.628727
Relative permittivity (imaginary part)	14.538727
Conductivity (S/m)	2.024114
Variation (%)	-2.050000

SURFACE SAR

VOLUME SAR

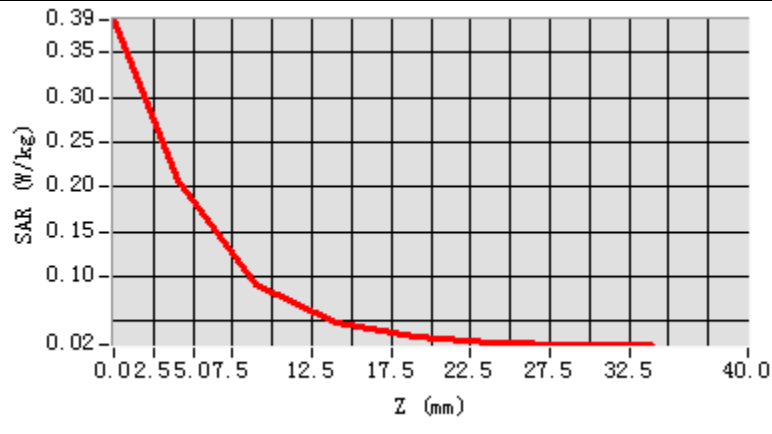


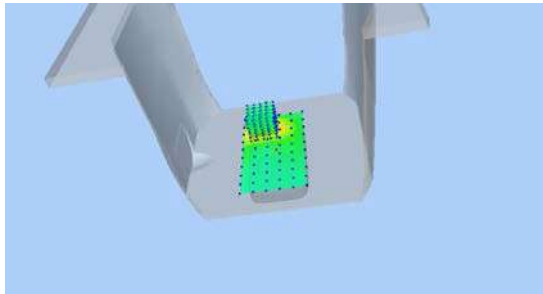
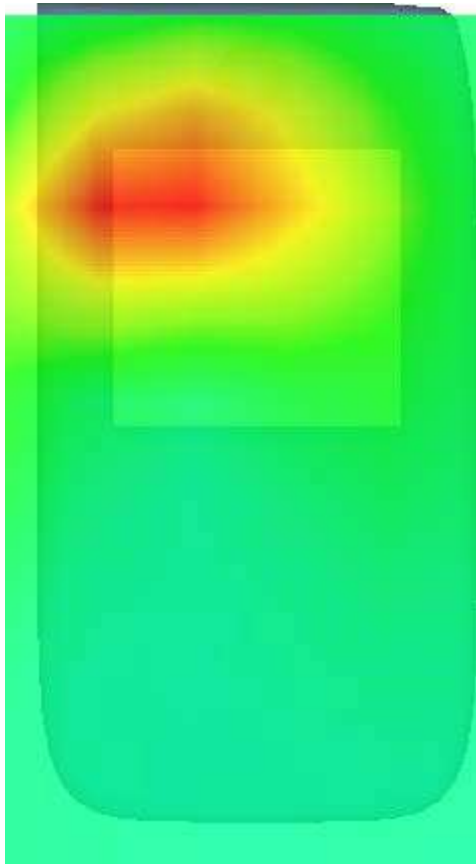
Maximum location: X=-14.00, Y=35.00

SAR Peak: 0.37 W/kg

SAR 10g (W/Kg)	0.091402
SAR1g (W/Kg)	0.259431

Z (mm)	0.00	4.00	9.00	14.00	19.00	24.00	29.00
SAR (W/Kg)	0.3869	0.2081	0.0900	0.0482	0.0324	0.0262	0.0243



3D screen shot	Hot spot position
	

MEASUREMENT 27

20M-1RB#99

Type: Phone measurement (Complete)

Date of measurement: 23/6/2024

Measurement duration: 7 minutes 53 seconds

A. Experimental conditions.

<u>Area Scan</u>	<u>dx=15mm dy=15mm</u>
<u>ZoomScan</u>	<u>5x5x7, dx=8mm dy=8mm dz=5mm, Complete</u>
<u>Phantom</u>	<u>Right head</u>
<u>Device Position</u>	<u>Tilt</u>
<u>Band</u>	<u>LTE band 66</u>
<u>Channels</u>	<u>Middle</u>
<u>Signal</u>	<u>LTE (Crest factor: 1.0)</u>

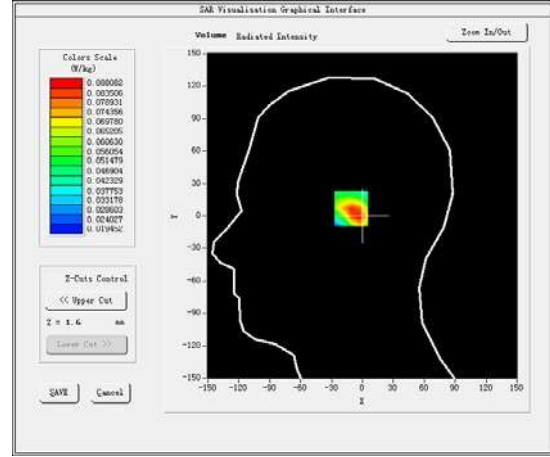
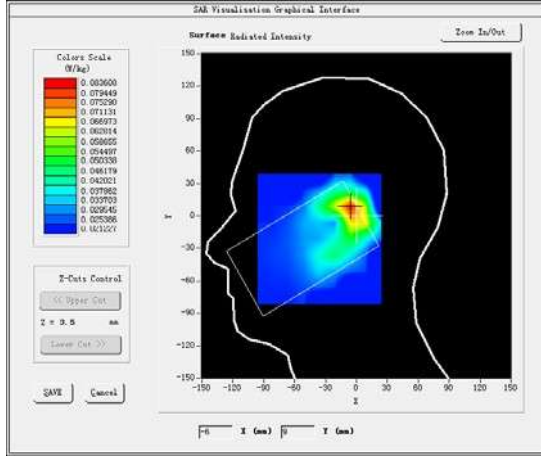
B. SAR Measurement Results

Middle Band SAR (Channel 132322):

Frequency (MHz)	1745.000000
Relative permittivity (real part)	39.125332
Relative permittivity (imaginary part)	13.350667
Conductivity (S/m)	1.858709
Variation (%)	-3.490000

SURFACE SAR

VOLUME SAR

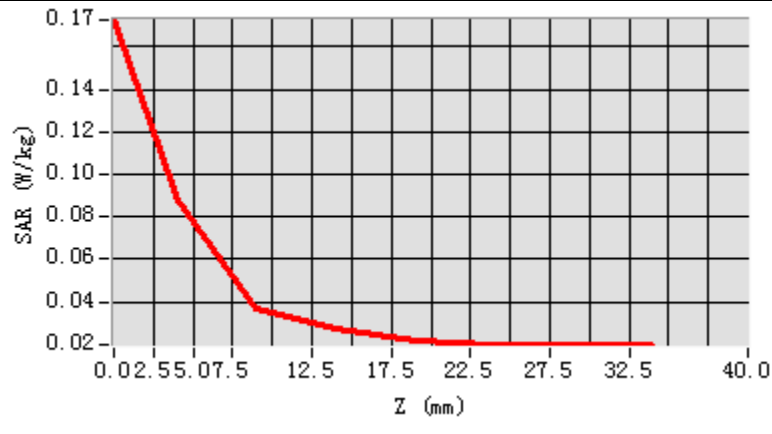


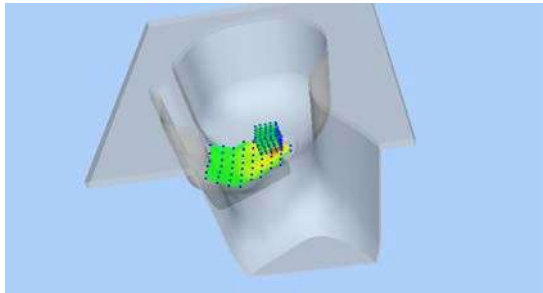
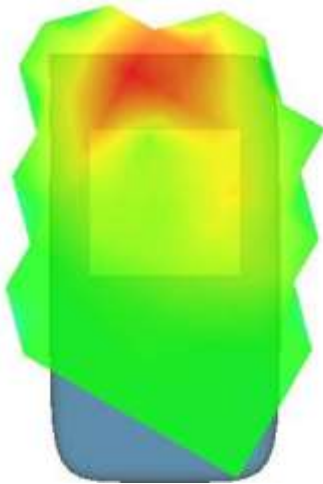
Maximum location: X=-6.00, Y=7.00

SAR Peak: 0.96 W/kg

SAR 10g (W/Kg)	0.328601
SAR1g (W/Kg)	0.733250

Z (mm)	0.00	4.00	9.00	14.00	19.00	24.00	29.00
SAR (W/Kg)	0.1727	0.0881	0.0367	0.0272	0.0220	0.0202	0.0199



3D screen shot	Hot spot position
	

MEASUREMENT 28

Rear-side-20M-1RB#99-middle-Low

Type: Phone measurement (Complete)

Date of measurement: 23/6/2024

Measurement duration: 7 minutes 31 seconds

A. Experimental conditions.

<u>Area Scan</u>	<u>dx=15mm dy=15mm</u>
<u>ZoomScan</u>	<u>5x5x7, dx=8mm dy=8mm dz=5mm, Complete</u>
<u>Phantom</u>	<u>Validation plane</u>
<u>Device Position</u>	<u>Body</u>
<u>Band</u>	<u>LTE band 66</u>
<u>Channels</u>	<u>Middle</u>
<u>Signal</u>	<u>LTE (Crest factor: 1.0)</u>

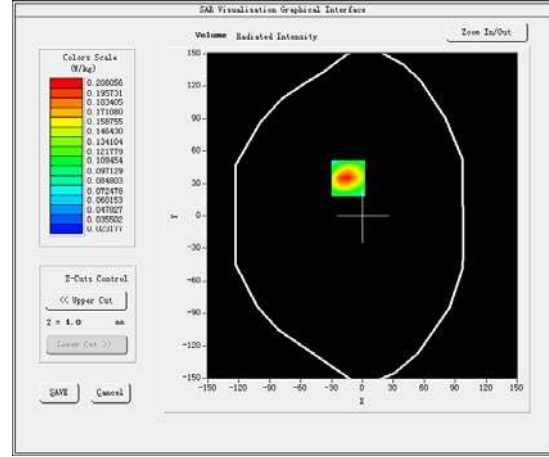
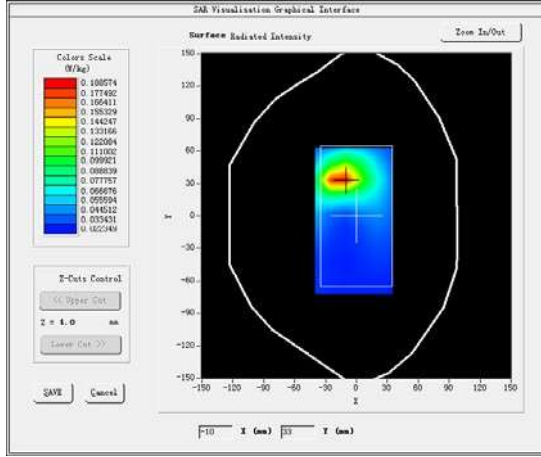
B. SAR Measurement Results

Middle Band SAR (Channel 132322):

Frequency (MHz)	1745.000000
Relative permittivity (real part)	52.628727
Relative permittivity (imaginary part)	14.538727
Conductivity (S/m)	2.024114
Variation (%)	-3.760000

SURFACE SAR

VOLUME SAR

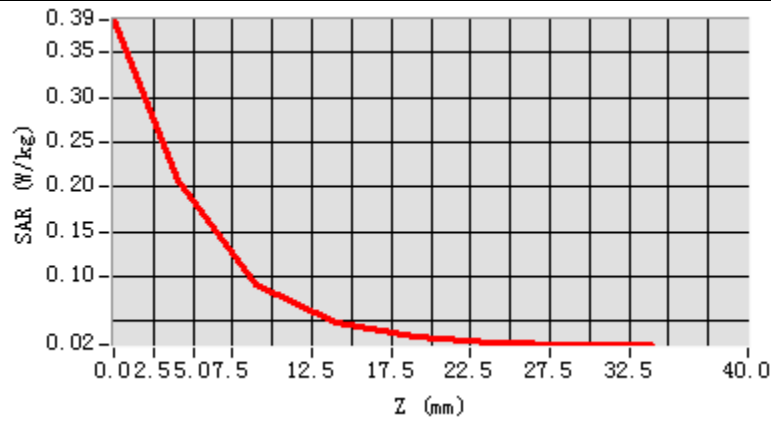


Maximum location: X=-14.00, Y=35.00

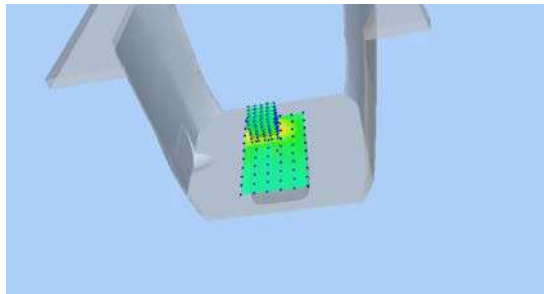
SAR Peak: 0.27 W/kg

SAR 10g (W/Kg)	0.077142
SAR1g (W/Kg)	0.140369

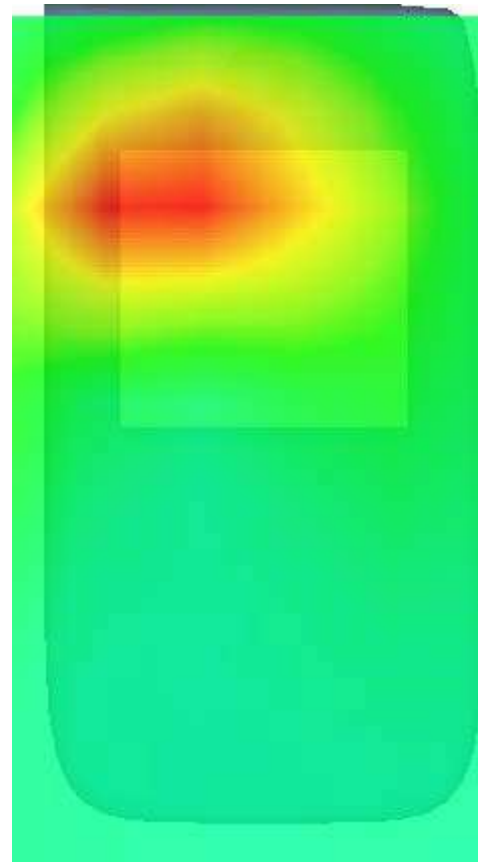
Z (mm)	0.00	4.00	9.00	14.00	19.00	24.00	29.00
SAR (W/Kg)	0.3869	0.2081	0.0900	0.0482	0.0324	0.0262	0.0243



3D screen shot



Hot spot position



MEASUREMENT 29

Type: Phone measurement (Complete)

Date of measurement: 3/7/2024

Measurement duration: 12 minutes 50 seconds

A. Experimental conditions.

<u>Area Scan</u>	<u>dx=15mm dy=15mm</u>
<u>ZoomScan</u>	<u>7x7x7, dx=5mm dy=5mm dz=5mm, Complete</u>
<u>Phantom</u>	<u>Right head</u>
<u>Device Position</u>	<u>Cheek</u>
<u>Band</u>	<u>IEEE 802.11b ISM</u>
<u>Channels</u>	<u>Middle</u>
<u>Signal</u>	<u>IEEE802.b (Crest factor: 1.0)</u>

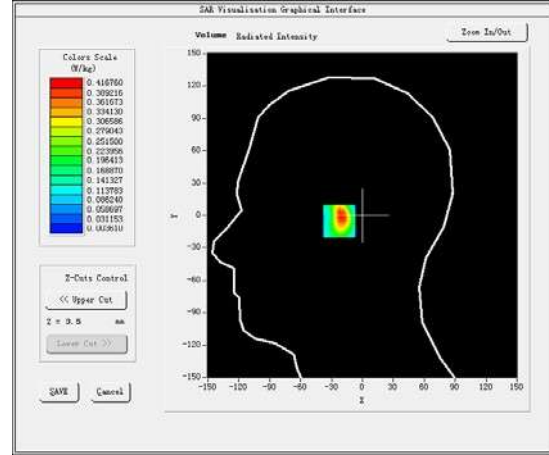
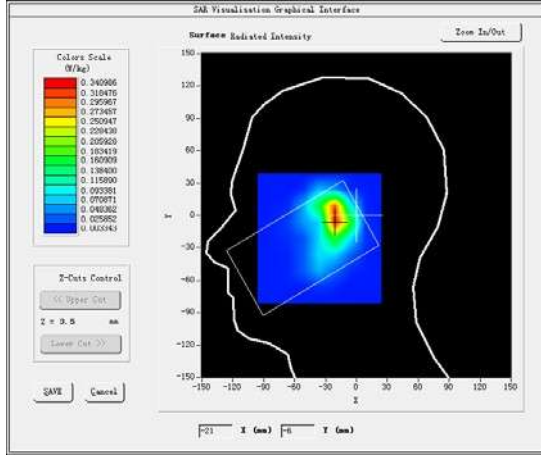
B. SAR Measurement Results

Middle Band SAR (Channel 7):

Frequency (MHz)	2442.000000
Relative permittivity (real part)	41.649860
Relative permittivity (imaginary part)	14.743260
Conductivity (S/m)	2.000169
Variation (%)	4.260000

SURFACE SAR

VOLUME SAR

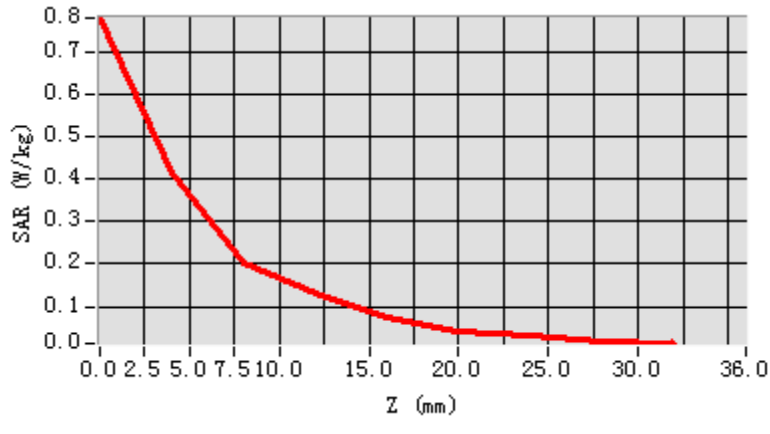


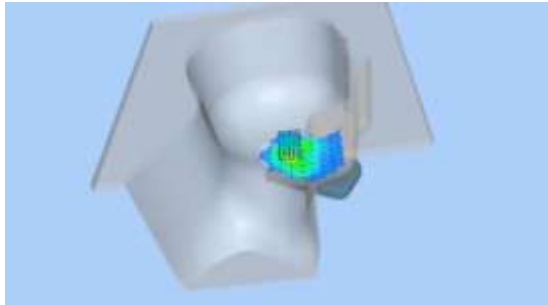
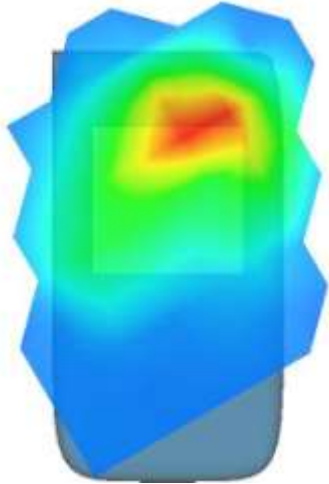
Maximum location: X=-19.00, Y=-5.00

SAR Peak: 0.54 W/kg

SAR 10g (W/Kg)	0.106259
SAR1g (W/Kg)	0.300255

Z (mm)	0.00	4.00	8.00	12.00	16.00	20.00	24.00	28.00
SAR (W/kg)	0.7814	0.4168	0.2044	0.1290	0.0735	0.0428	0.0290	0.0152



3D screen shot	Hot spot position
	

MEASUREMENT 30

Rear side -middle

Type: Phone measurement (Complete)

Date of measurement: 3/7/2024

Measurement duration: 13 minutes 11 seconds

A. Experimental conditions.

<u>Area Scan</u>	<u>dx=15mm dy=15mm</u>
<u>ZoomScan</u>	<u>7x7x7, dx=5mm dy=5mm dz=5mm, Complete</u>
<u>Phantom</u>	<u>Validation plane</u>
<u>Device Position</u>	<u>Body</u>
<u>Band</u>	<u>IEEE 802.11b ISM</u>
<u>Channels</u>	<u>Middle</u>
<u>Signal</u>	<u>IEEE802.b (Crest factor: 1.0)</u>

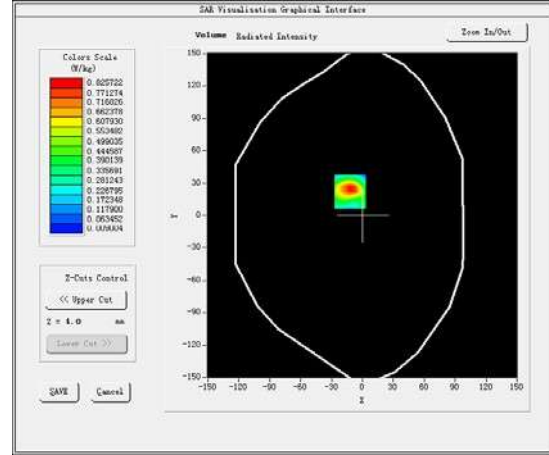
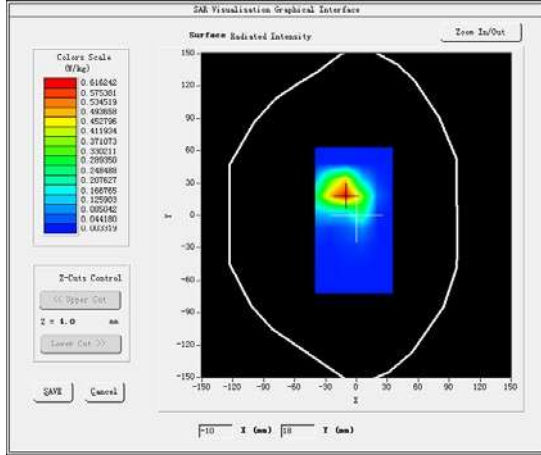
B. SAR Measurement Results

Middle Band SAR (Channel 7):

Frequency (MHz)	2442.000000
Relative permittivity (real part)	41.649860
Relative permittivity (imaginary part)	14.743260
Conductivity (S/m)	2.000169
Variation (%)	-0.430000

SURFACE SAR

VOLUME SAR

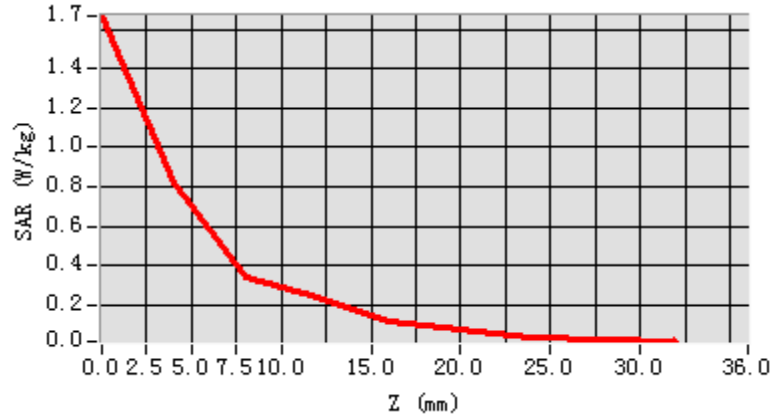


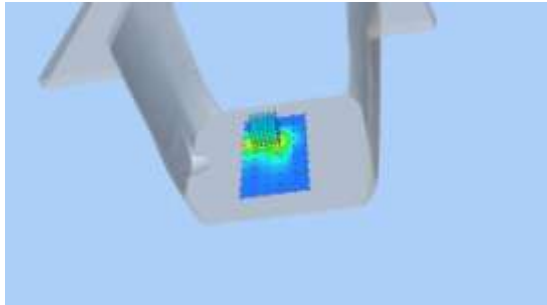
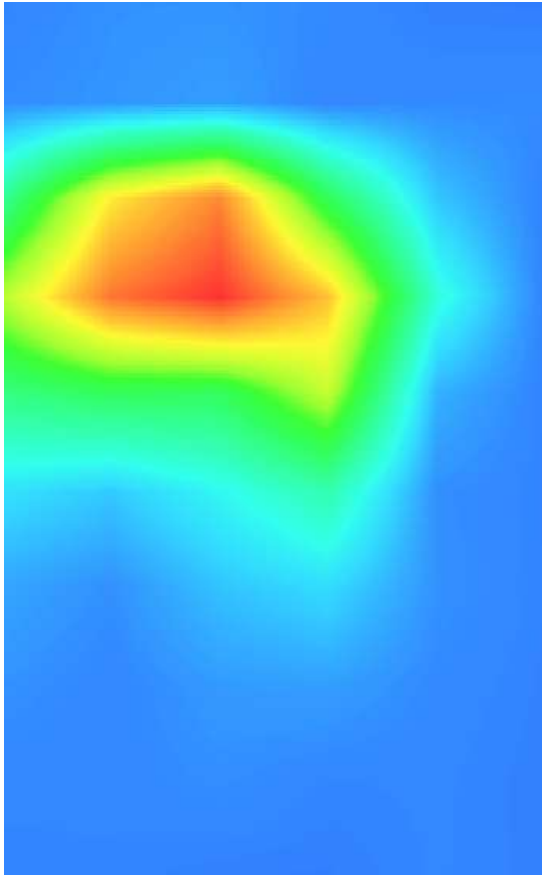
Maximum location: X=-12.00, Y=22.00

SAR Peak: 0.22 W/kg

SAR 10g (W/Kg)	0.042390
SAR1g (W/Kg)	0.133258

Z (mm)	0.00	4.00	8.00	12.00	16.00	20.00	24.00	28.00
SAR (W/kg)	1.668 1	0.825 7	0.341 8	0.242 1	0.112 5	0.076 2	0.039 4	0.025 1



3D screen shot	Hot spot position
	

MEASUREMENT 31

Rear-side-middle

Type: Phone measurement (Complete)

Date of measurement: 18/6/2024

Measurement duration: 12 minutes 11 seconds

A. Experimental conditions.

<u>Area Scan</u>	<u>dx=15mm dy=15mm</u>
<u>ZoomScan</u>	<u>7x7x7, dx=5mm dy=5mm dz=5mm, Complete</u>
<u>Phantom</u>	<u>Validation plane</u>
<u>Device Position</u>	<u>Body</u>
<u>Band</u>	<u>CUSTOM (GPRS850 4Tx)</u>
<u>Channels</u>	<u>Middle</u>
<u>Signal</u>	<u>Duty Cycle: 0.50 (Crest factor: 0.5)</u>

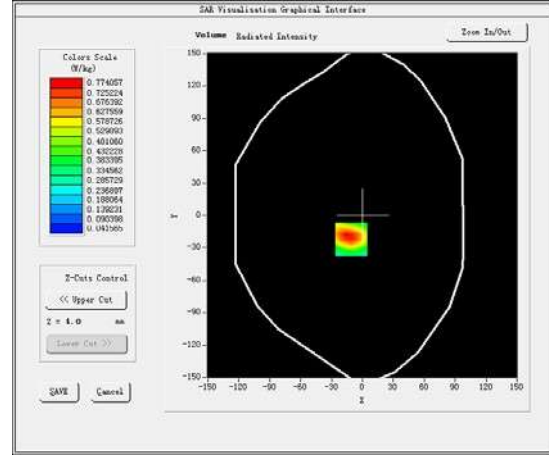
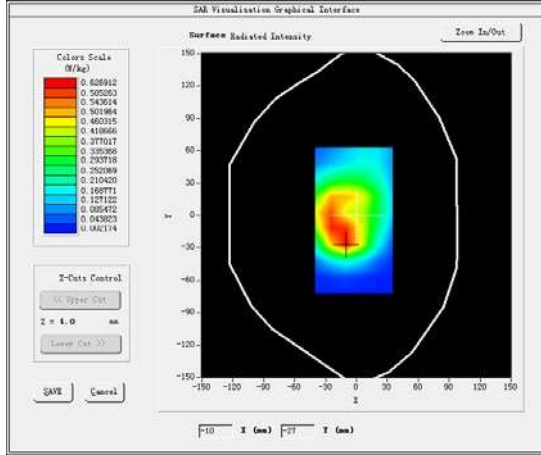
B. SAR Measurement Results

Middle Band SAR (Channel 190):

Frequency (MHz)	836.600000
Relative permittivity (real part)	44.503281
Relative permittivity (imaginary part)	18.556360
Conductivity (S/m)	0.925344
Variation (%)	-4.540000

SURFACE SAR

VOLUME SAR

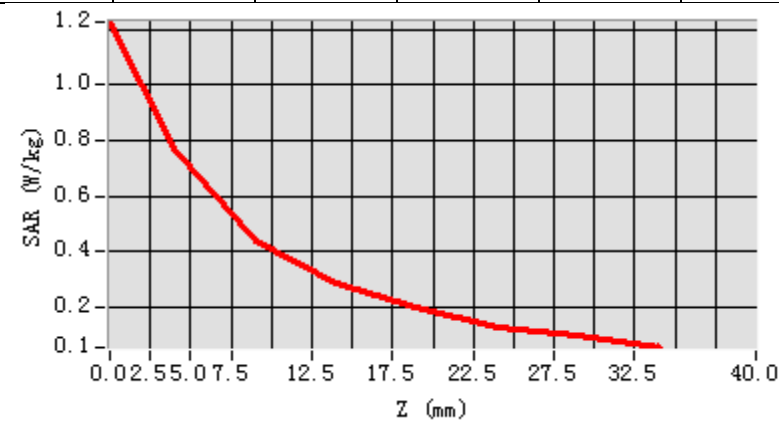


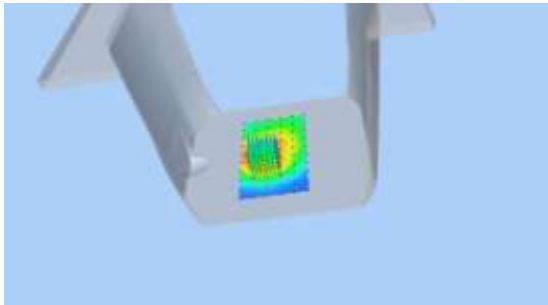
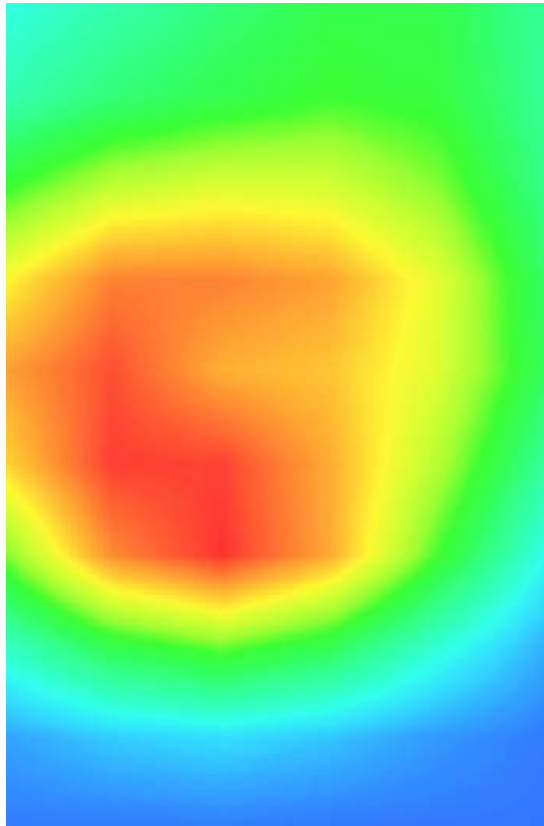
Maximum location: X=-11.00, Y=-22.00

SAR Peak: 0.08 W/kg

SAR 10g (W/Kg)	0.026351
SAR1g (W/Kg)	0.045197

Z (mm)	0.00	4.00	9.00	14.00	19.00	24.00	29.00
SAR (W/Kg)	1.2273	0.7741	0.4402	0.2905	0.2024	0.1249	0.0960



3D screen shot	Hot spot position
	

MEASUREMENT 32

Rear-side-middle

Type: Phone measurement (Complete)

Date of measurement: 28/6/2024

Measurement duration: 14 minutes 31 seconds

A. Experimental conditions.

<u>Area Scan</u>	<u>dx=15mm dy=15mm</u>
<u>ZoomScan</u>	<u>7x7x7, dx=5mm dy=5mm dz=5mm, Complete</u>
<u>Phantom</u>	<u>Validation plane</u>
<u>Device Position</u>	<u>Body</u>
<u>Band</u>	<u>CUSTOM (GPRS1900 4Tx)</u>
<u>Channels</u>	<u>Middle</u>
<u>Signal</u>	<u>Duty Cycle: 2.0 (Crest factor: 2.0)</u>

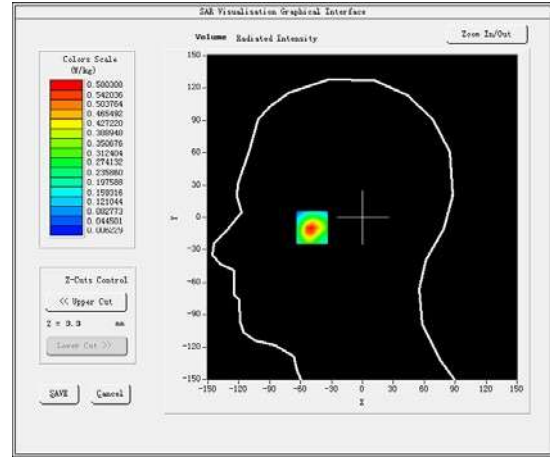
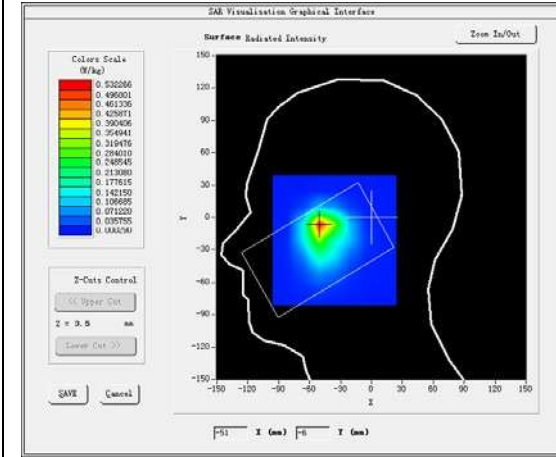
B. SAR Measurement Results

Middle Band SAR (Channel 661):

Frequency (MHz)	1880.000000
Relative permittivity (real part)	44.552711
Relative permittivity (imaginary part)	15.152806
Conductivity (S/m)	1.471001
Variation (%)	-3.210000

SURFACE SAR

VOLUME SAR

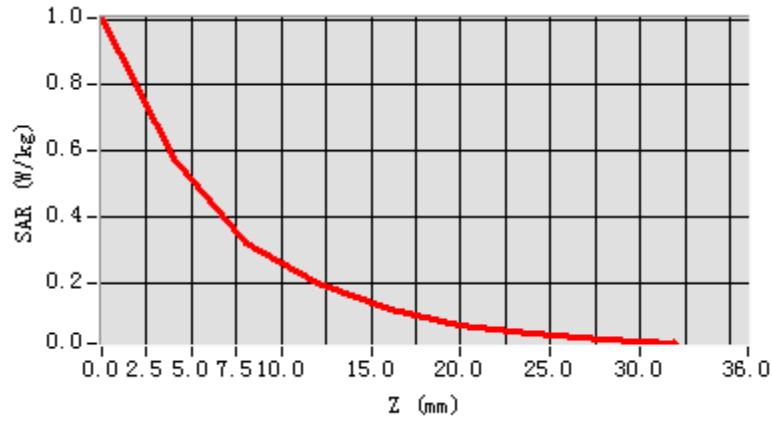


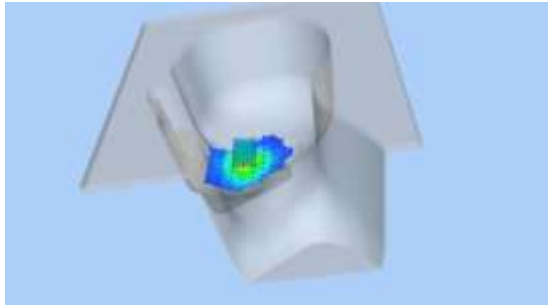
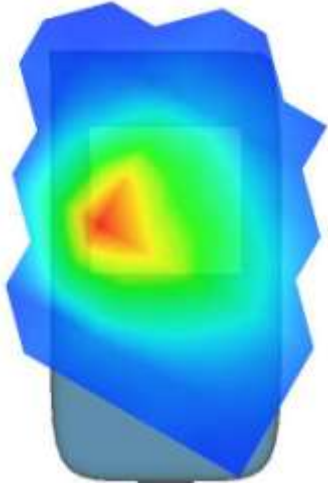
Maximum location: X=-49.00, Y=-8.00

SAR Peak: 0.25 W/kg

SAR 10g (W/Kg)	0.059170
SAR1g (W/Kg)	0.118272

Z (mm)	0.00	4.00	8.00	12.00	16.00	20.00	24.00	28.00
SAR (W/kg)	1.003 4	0.580 3	0.321 3	0.200 2	0.120 3	0.074 7	0.050 5	0.029 9



3D screen shot	Hot spot position
	

MEASUREMENT 33

Type: Phone measurement (Complete)

Date of measurement:8/7/2024

Measurement duration: 8minutes 25seconds

A. Experimental conditions.

<u>Area Scan</u>	<u>dx=10mm dy=10mm</u>
<u>ZoomScan</u>	<u>7x7x12,dx=4mm</u> <u>dy=4mmdz=2mm,Complete</u>
<u>Phantom</u>	<u>Left head</u>
<u>Device Position</u>	<u>Tilt</u>
<u>Band</u>	<u>IEEE 802.11a U-NII-2A</u>
<u>Channels</u>	<u>Middle</u>
<u>Signal</u>	<u>Duty cycle:1:1</u>

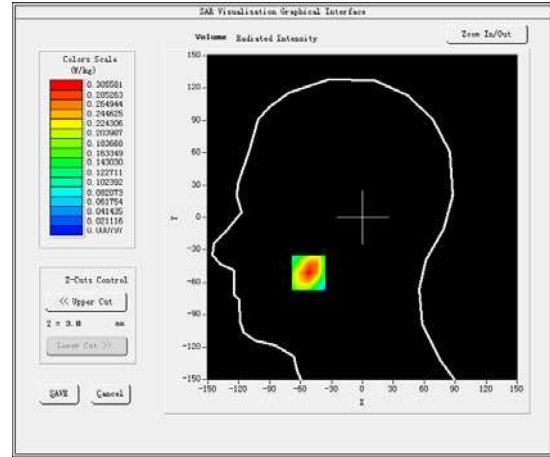
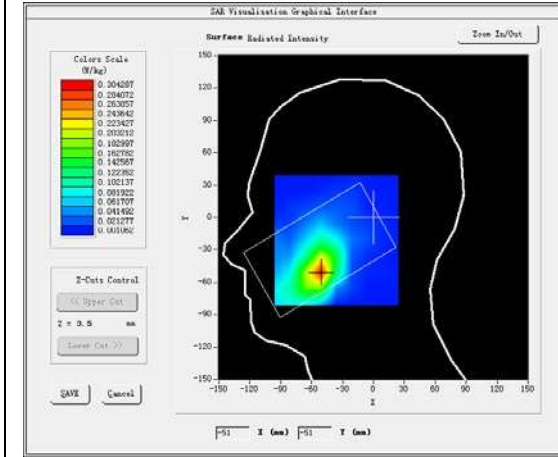
B. SAR Measurement Results

Middle Band SAR (Channel 52):

Frequency (MHz)	5260.000000
Relative permittivity (real part)	35.619701
Relative permittivity (imaginary part)	15.212540
Conductivity (S/m)	4.495210
Variation (%)	-3.930000

SURFACE SAR

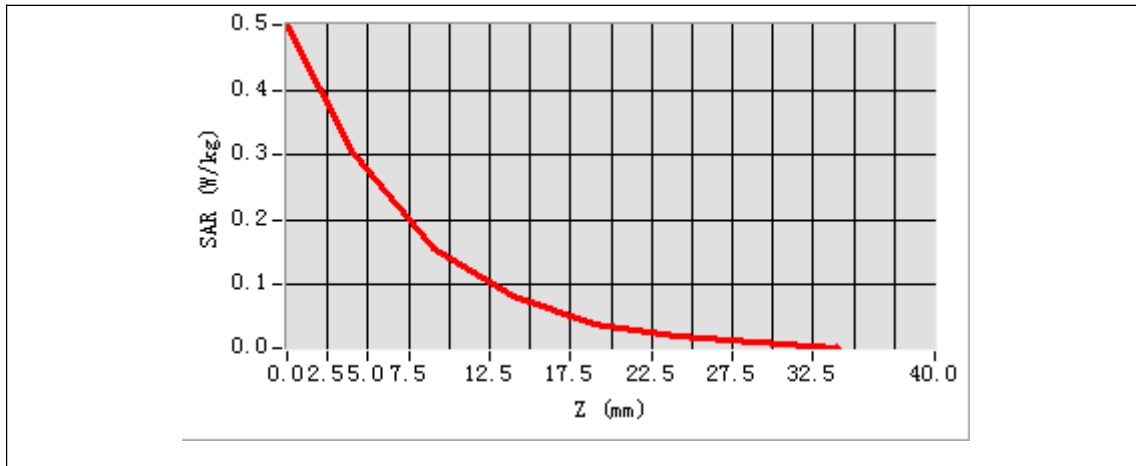
VOLUME SAR

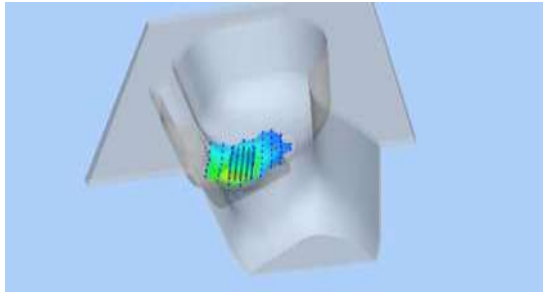
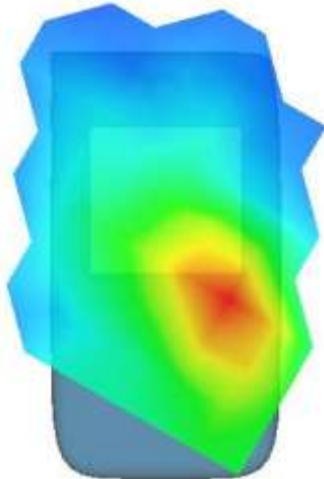


Maximum location: X=-52.00, Y=-51.00

SAR Peak: 0.21 W/kg

SAR 10g (W/Kg)	0.059104
SAR1g (W/Kg)	0.131082



3D screen shot	Hot spot position
	

MEASUREMENT 34

Towards-ground- Middle

Type: Phone measurement (Complete)

Date of measurement:8/7/2024

Measurement duration:10 minutes 36 seconds

A. Experimental conditions.

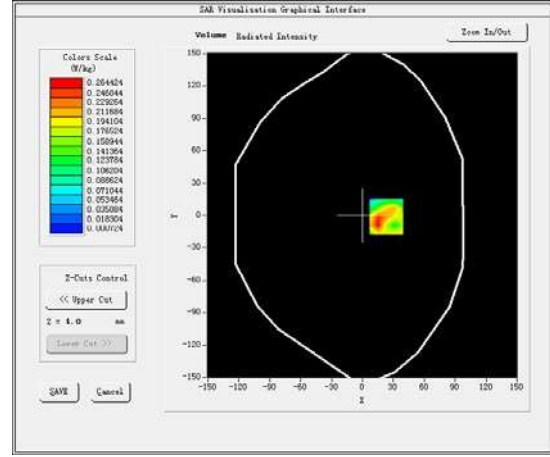
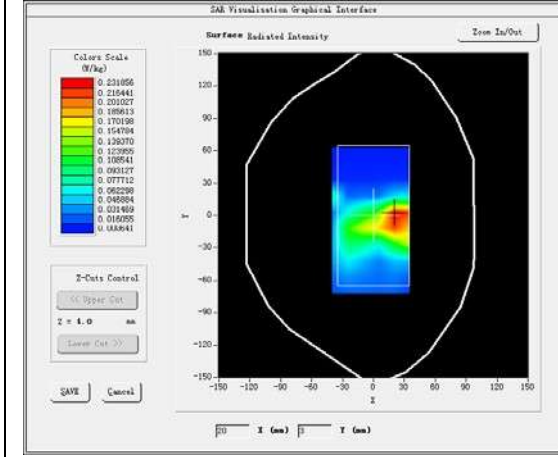
<u>Area Scan</u>	<u>dx=10mm dy=10mm</u>
<u>ZoomScan</u>	<u>7x7x12,dx=4mm dy=4mmdz=2mm,Complete</u>
<u>Phantom</u>	<u>Validation plane</u>
<u>Device Position</u>	<u>Body</u>
<u>Band</u>	<u>IEEE 802.11a U-NII-1</u>
<u>Channels</u>	<u>Middle</u>
<u>Signal</u>	<u>Duty cycle:1:1</u>

B. SAR MeasurementResults

Frequency (MHz)	5260.000000
Relative permittivity (real part)	35.858526
Relative permittivity (imaginary part)	15.623689
Conductivity (S/m)	4.494532
Variation (%)	1.720000

SURFACE SAR

VOLUME SAR

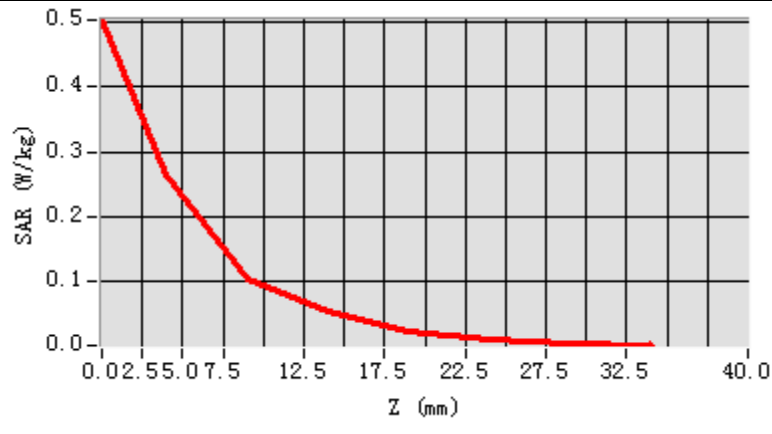


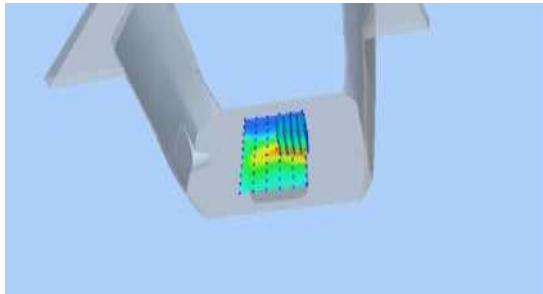
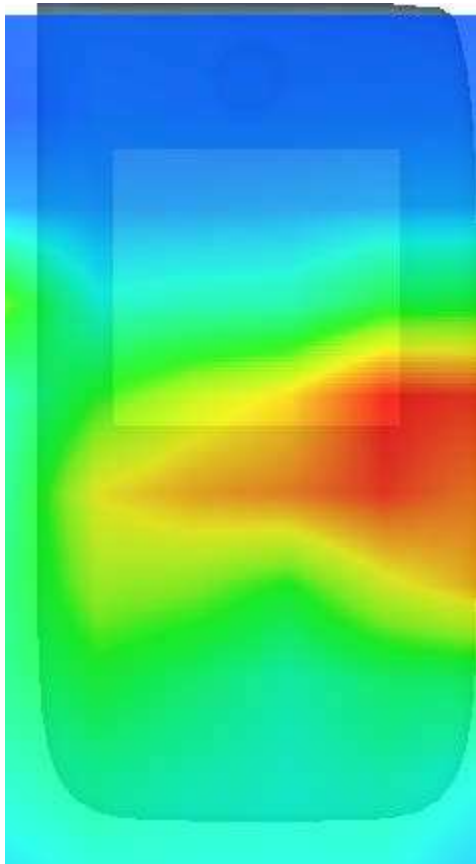
Maximum location: X=23.00, Y=-1.00

SAR Peak: 0.08 W/kg

SAR 10g (W/Kg)	0.020174
SAR1g (W/Kg)	0.054379

Z (mm)	0.00	4.00	9.00	14.00	19.00	24.00	29.00
SAR (W/Kg)	0.5035	0.2644	0.1036	0.0539	0.0226	0.0107	0.0050



3D screen shot	Hot spot position
	

MEASUREMENT 35

Type: Phone measurement (Complete)

Date of measurement: 8/7/2024

Measurement duration: 9 minutes 46 seconds

A. Experimental conditions.

<u>Area Scan</u>	<u>dx=10mm dy=10mm</u>
<u>ZoomScan</u>	<u>7x7x12,dx=4mm dy=4mmdz=2mm,Complete</u>
<u>Phantom</u>	<u>Left head</u>
<u>Device Position</u>	<u>Tilt</u>
<u>Band</u>	<u>IEEE 802.11a U-NII-3</u>
<u>Channels</u>	<u>Middle</u>
<u>Signal</u>	<u>Duty cycle:1:1</u>

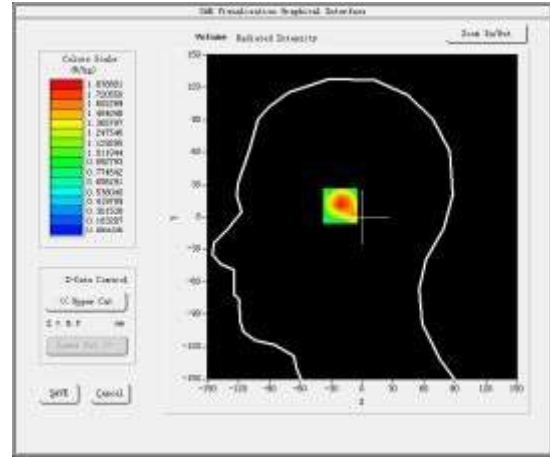
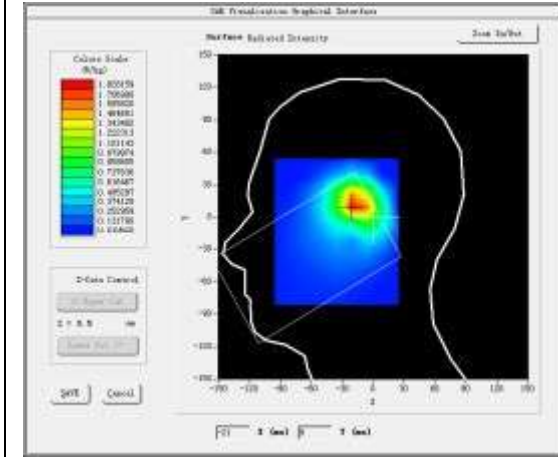
B. SAR Measurement Results

Middle Band SAR (Channel 116):

Frequency (MHz)	5580.000000
Relative permittivity (real part)	34.635521
Relative permittivity (imaginary part)	16.245435
Conductivity (S/m)	5.161300
Variation (%)	-0.720000

SURFACE SAR

VOLUME SAR

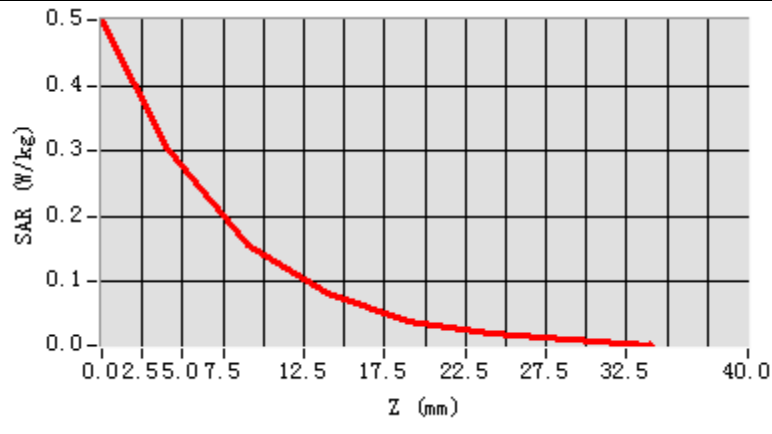


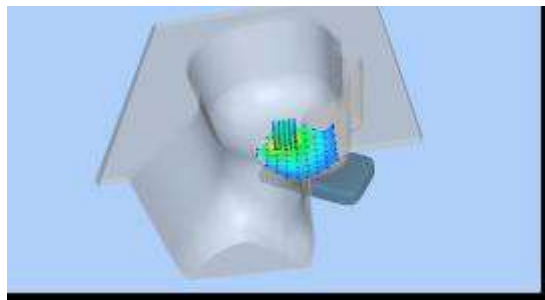
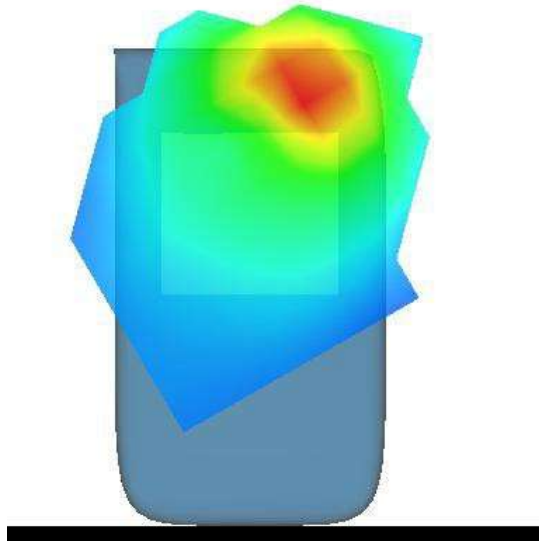
Maximum location: X=-19.00, Y=12.00

SAR Peak: 0.56 W/kg

SAR 10g (W/Kg)	0.158059
SAR1g (W/Kg)	0.372255

Z (mm)	0.00	4.00	9.00	14.00	19.00	24.00	29.00
SAR (W/Kg)	0.5004	0.3056	0.1563	0.0817	0.0410	0.0213	0.0107



3D screen shot	Hot spot position
	

MEASUREMENT 36

Towards-ground-Middle

Type: Phone measurement (Complete)

Date of measurement: 8/7/2024

Measurement duration: 8 minutes 40seconds

A. Experimental conditions.

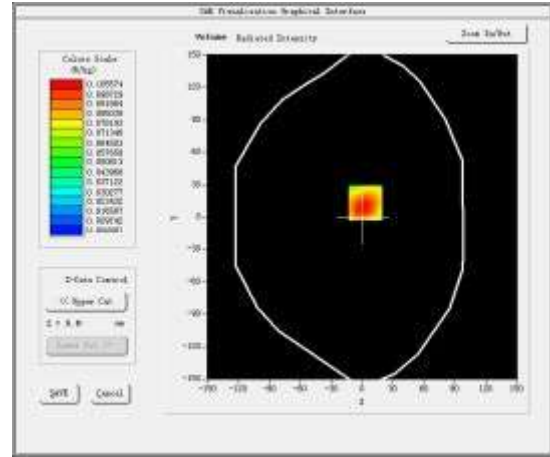
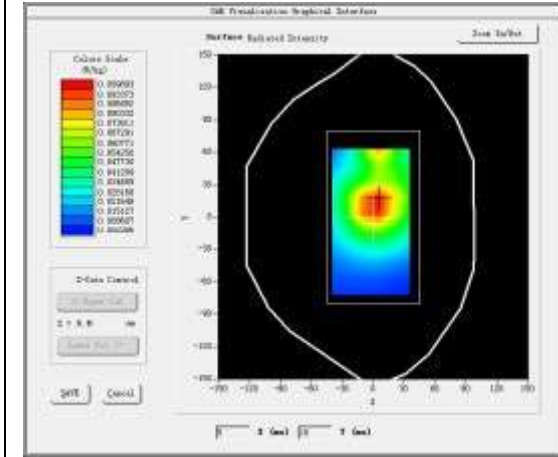
<u>Area Scan</u>	<u>dx=10mm dy=10mm</u>
<u>ZoomScan</u>	<u>7x7x12,dx=4mm dy=4mmdz=2mm,Complete</u>
<u>Phantom</u>	<u>Validation plane</u>
<u>Device Position</u>	<u>Body</u>
<u>Band</u>	<u>IEEE 802.11a U-NII-3</u>
<u>Channels</u>	<u>Middle</u>
<u>Signal</u>	<u>Duty cycle:1:1</u>

B. SAR MeasurementResults

Frequency (MHz)	5580.000000
Relative permittivity (real part)	48.235748
Relative permittivity (imaginary part)	19.060800
Conductivity (S/m)	6.173560
Variation (%)	-2.710000

SURFACE SAR

VOLUME SAR

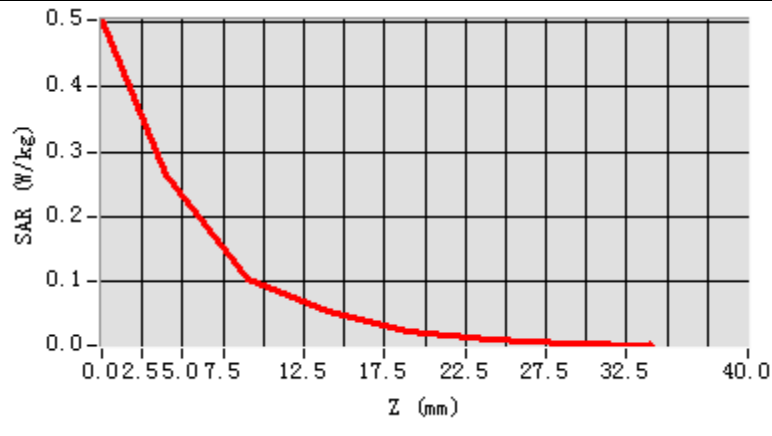


Maximum location: X=3.00, Y=13.00

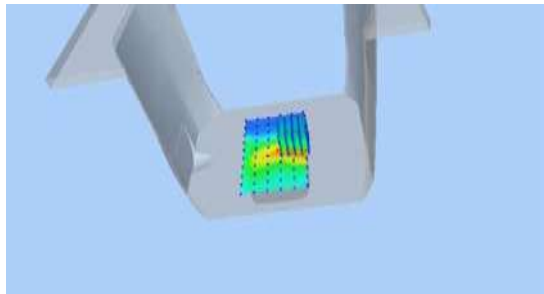
SAR Peak: 0.37 W/kg

SAR 10g (W/Kg)	0.061241
SAR1g (W/Kg)	0.166210

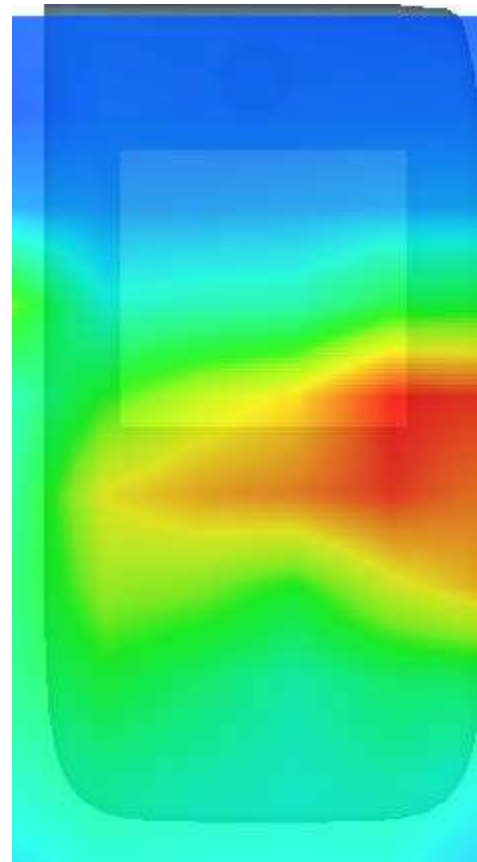
Z (mm)	0.00	4.00	9.00	14.00	19.00	24.00	29.00
SAR (W/Kg)	0.5035	0.2644	0.1036	0.0539	0.0226	0.0107	0.0050



3D screen shot



Hot spot position



MEASUREMENT 37

Type: Phone measurement (Complete)

Date of measurement: 8/7/2024

Measurement duration: 9 minutes 36 seconds

A. Experimental conditions.

<u>Area Scan</u>	<u>dx=10mm dy=10mm</u>
<u>ZoomScan</u>	<u>7x7x12,dx=4mm</u> <u>dy=4mmdz=2mm,Complete</u>
<u>Phantom</u>	<u>Left head</u>
<u>Device Position</u>	<u>Tilt</u>
<u>Band</u>	<u>IEEE 802.11a U-NII-4</u>
<u>Channels</u>	<u>Middle</u>
<u>Signal</u>	<u>Duty cycle:1:1</u>

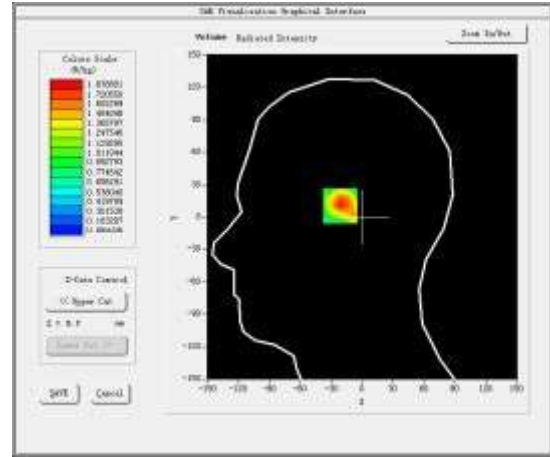
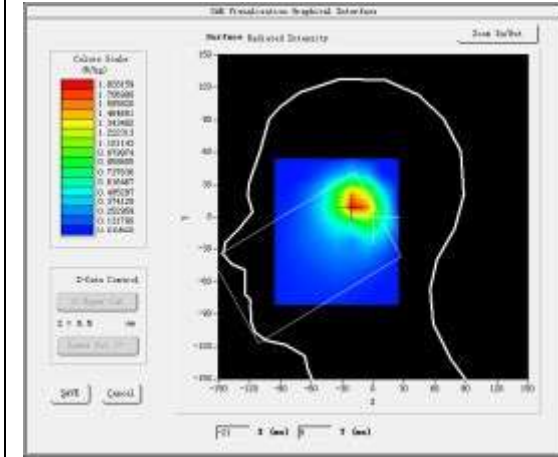
B. SAR Measurement Results

Middle Band SAR (Channel 157):

Frequency (MHz)	5785.000000
Relative permittivity (real part)	34.635521
Relative permittivity (imaginary part)	16.245435
Conductivity (S/m)	5.161300
Variation (%)	-4.680000

SURFACE SAR

VOLUME SAR

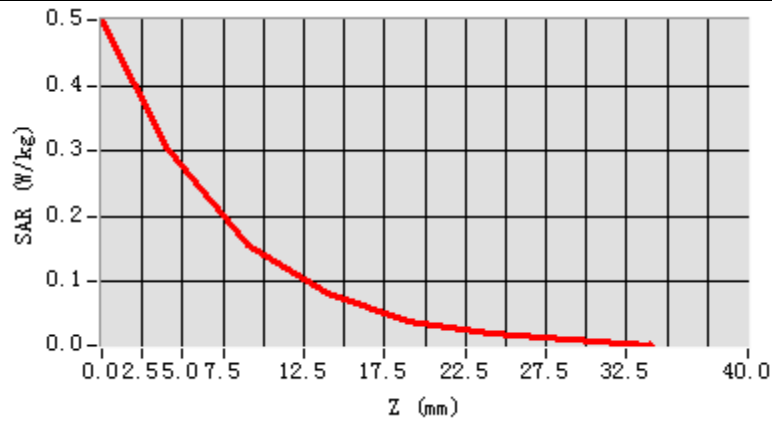


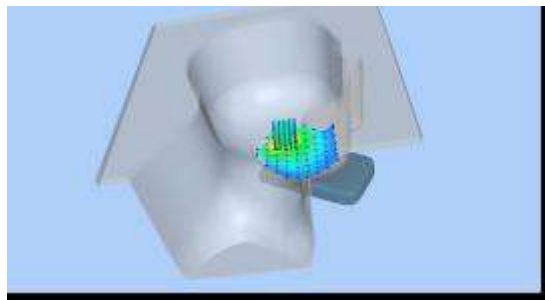
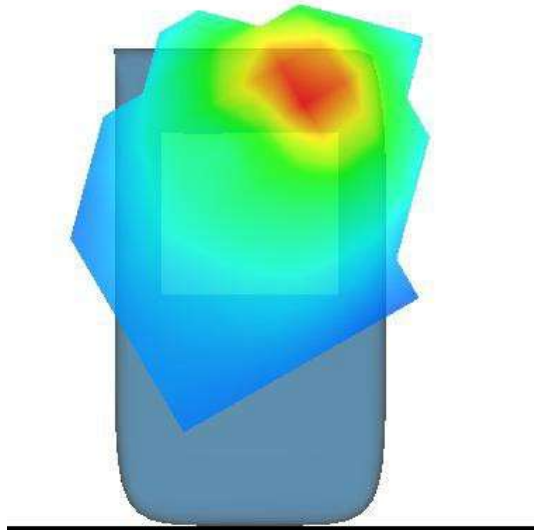
Maximum location: X=-19.00, Y=12.00

SAR Peak: 0.51 W/kg

SAR 10g (W/Kg)	0.126244
SAR1g (W/Kg)	0.293021

Z (mm)	0.00	4.00	9.00	14.00	19.00	24.00	29.00
SAR (W/Kg)	0.5004	0.3056	0.1563	0.0817	0.0410	0.0213	0.0107



3D screen shot	Hot spot position
	

MEASUREMENT 38

Towards-ground- Middle

Type: Phone measurement (Complete)

Date of measurement :8/7/2024

Measurement duration: 9 minutes 32 seconds

A. Experimental conditions.

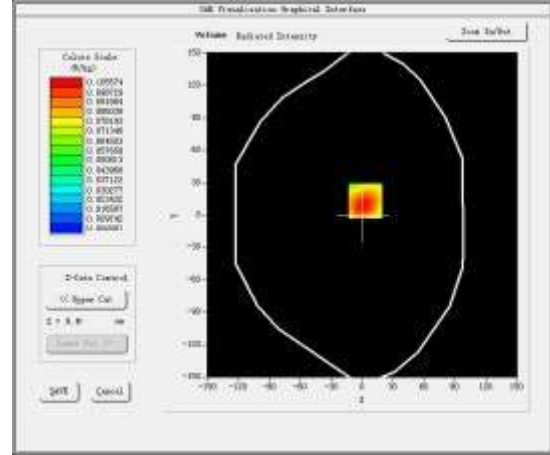
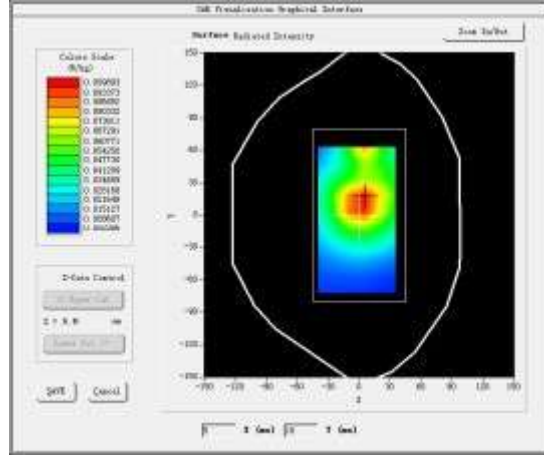
<u>Area Scan</u>	<u>dx=10mm dy=10mm</u>
<u>ZoomScan</u>	<u>7x7x12,dx=4mm dy=4mmdz=2mm,Complete</u>
<u>Phantom</u>	<u>Validation plane</u>
<u>Device Position</u>	<u>Body</u>
<u>Band</u>	<u>IEEE 802.11a U-NII-4</u>
<u>Channels</u>	<u>Middle</u>
<u>Signal</u>	<u>Duty cycle:1:1</u>

B. SAR MeasurementResults

Frequency (MHz)	5785.000000
Relative permittivity (real part)	48.235748
Relative permittivity (imaginary part)	19.060800
Conductivity (S/m)	6.173560
Variation (%)	2.360000

SURFACE SAR

VOLUME SAR

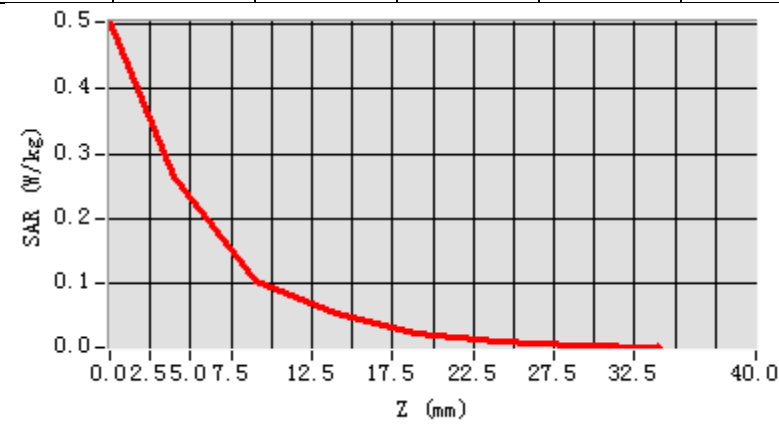


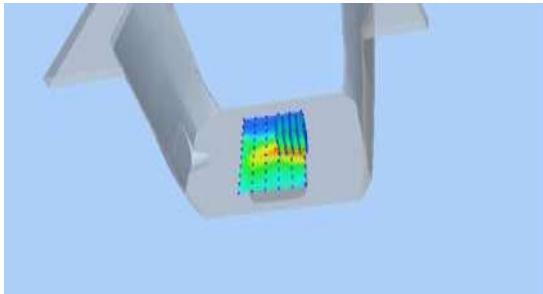
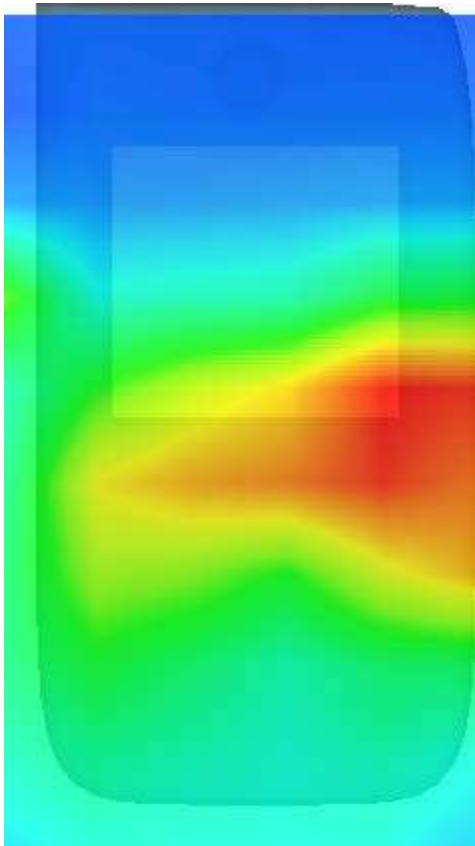
Maximum location: X=3.00, Y=13.00

SAR Peak: 0.27 W/kg

SAR 10g (W/Kg)	0.058195
SAR1g (W/Kg)	0.159410

Z (mm)	0.00	4.00	9.00	14.00	19.00	24.00	29.00
SAR (W/Kg)	0.5035	0.2644	0.1036	0.0539	0.0226	0.0107	0.0050



3D screen shot	Hot spot position
	

MEASUREMENT 39

20M-1RB#99

Type: Phone measurement (Complete)

Date of measurement: 28/6/2024

Measurement duration: 7 minutes 52 seconds

A. Experimental conditions.

<u>Area Scan</u>	<u>dx=15mm dy=15mm</u>
<u>ZoomScan</u>	<u>5x5x7, dx=8mm dy=8mm dz=5mm, Complete</u>
<u>Phantom</u>	<u>Right head</u>
<u>Device Position</u>	<u>Tilt</u>
<u>Band</u>	<u>N5</u>
<u>Channels</u>	<u>Middle</u>
<u>Signal</u>	<u>SA(Crest factor: 1.0)</u>

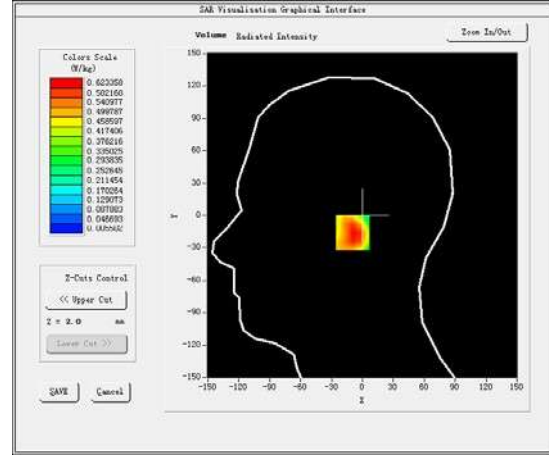
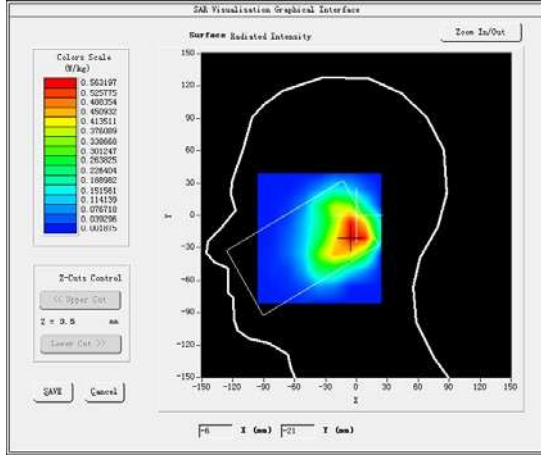
B. SAR Measurement Results

Middle Band SAR (Channel 167300):

Frequency (MHz)	836.500000
Relative permittivity (real part)	39.029900
Relative permittivity (imaginary part)	12.379100
Conductivity (S/m)	1.341069
Variation (%)	1.660000

SURFACE SAR

VOLUME SAR

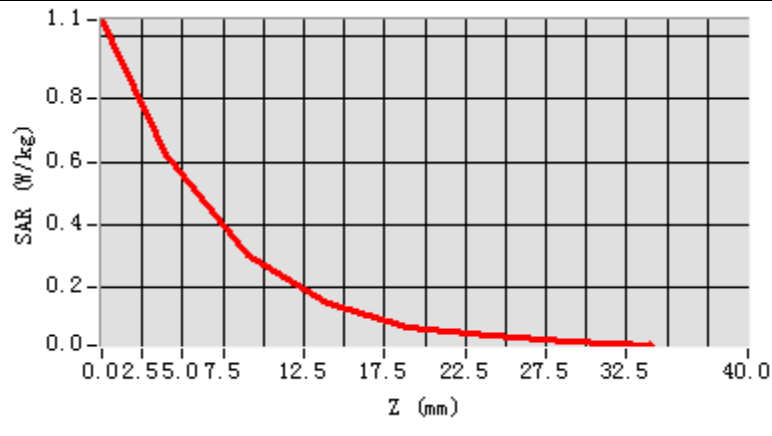


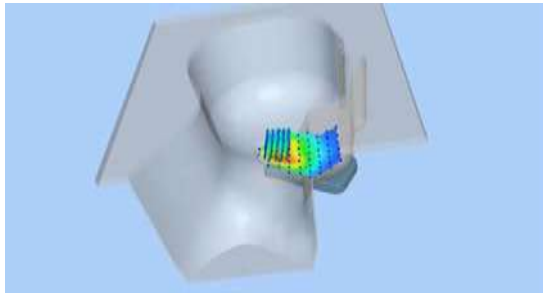
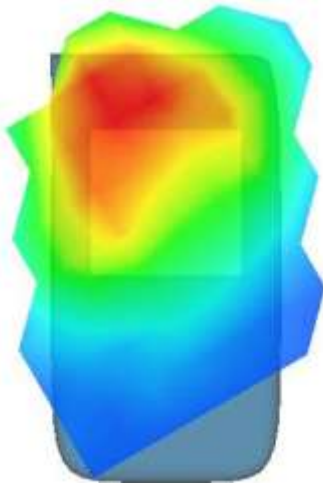
Maximum location: X=-1.00, Y=-16.00

SAR Peak: 0.10 W/kg

SAR 10g (W/Kg)	0.471251
SAR1g (W/Kg)	0.912374

Z (mm)	0.00	4.00	9.00	14.00	19.00	24.00	29.00
SAR (W/Kg)	1.0525	0.6234	0.3059	0.1471	0.0750	0.0454	0.0254



3D screen shot	Hot spot position
	

MEASUREMENT 40

Towards-ground-20M-1RB#99-middle

Type: Phone measurement (Complete)

Date of measurement: 28/6/2024

Measurement duration: 6 minutes 53 seconds

A. Experimental conditions.

<u>Area Scan</u>	<u>dx=15mm dy=15mm</u>
<u>ZoomScan</u>	<u>5x5x7, dx=8mm dy=8mm dz=5mm, Complete</u>
<u>Phantom</u>	<u>Validation plane</u>
<u>Device Position</u>	<u>Body</u>
<u>Band</u>	<u>N5</u>
<u>Channels</u>	<u>Middle</u>
<u>Signal</u>	<u>SA (Crest factor: 1.0)</u>

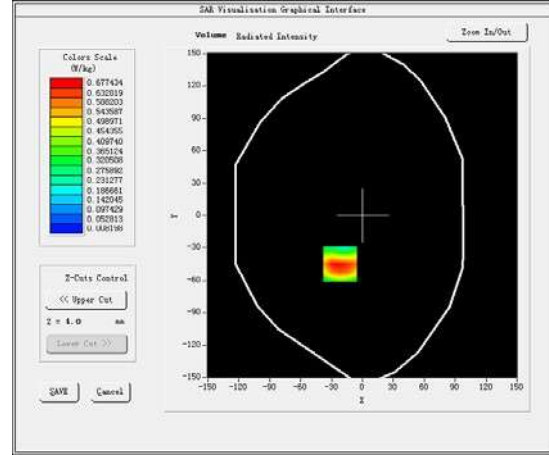
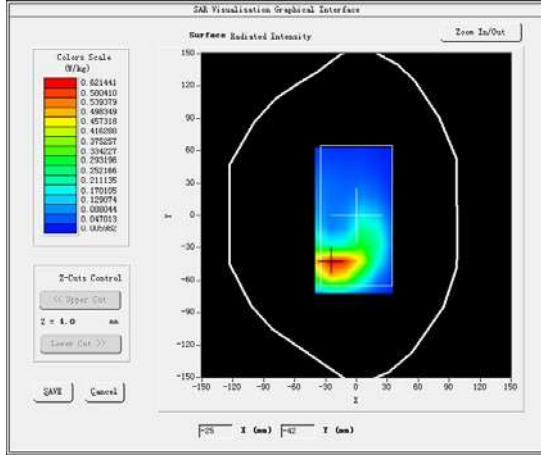
B. SAR Measurement Results

Middle Band SAR (Channel 167300):

Frequency (MHz)	836.500000
Relative permittivity (real part)	39.029900
Relative permittivity (imaginary part)	12.379100
Conductivity (S/m)	1.341069
Variation (%)	-2.670000

SURFACE SAR

VOLUME SAR

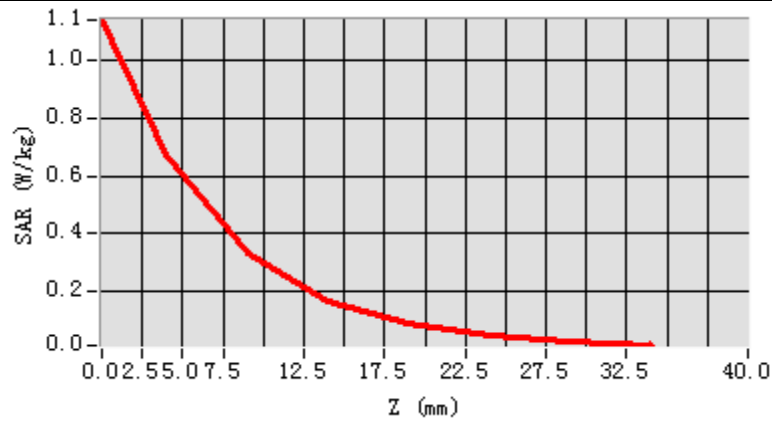


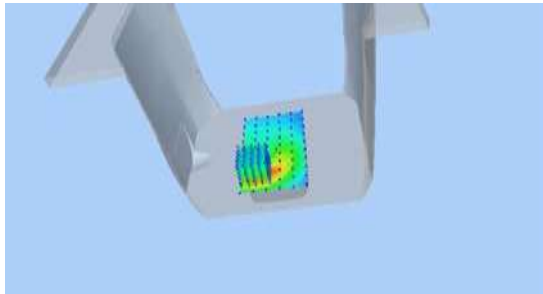
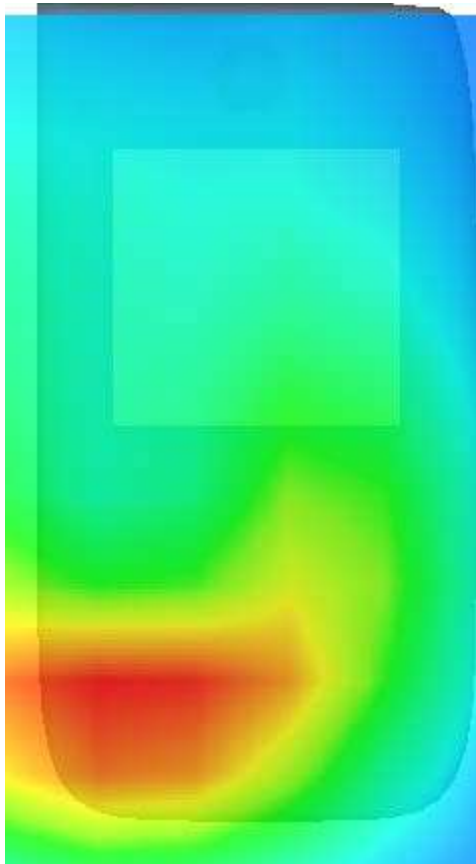
Maximum location: X=-22.00, Y=-45.00

SAR Peak: 0.45 W/kg

SAR 10g (W/Kg)	0.135260
SAR1g (W/Kg)	0.234718

Z (mm)	0.00	4.00	9.00	14.00	19.00	24.00	29.00
SAR (W/Kg)	1.1403	0.6774	0.3349	0.1693	0.0868	0.0454	0.0244



3D screen shot	Hot spot position
	

MEASUREMENT 41

20M-1RB#99

Type: Phone measurement (Complete)

Date of measurement: 8/7/2024

Measurement duration: 7 minutes 53 seconds

A. Experimental conditions.

<u>Area Scan</u>	<u>dx=15mm dy=15mm</u>
<u>ZoomScan</u>	<u>5x5x7, dx=8mm dy=8mm dz=5mm, Complete</u>
<u>Phantom</u>	<u>Right head</u>
<u>Device Position</u>	<u>Tilt</u>
<u>Band</u>	<u>N7</u>
<u>Channels</u>	<u>Middle</u>
<u>Signal</u>	<u>SA (Crest factor: 1.0)</u>

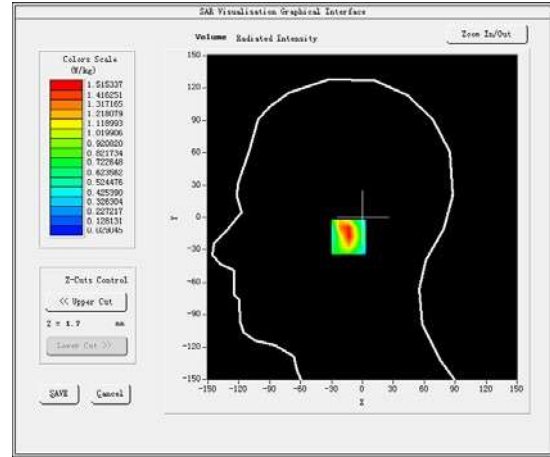
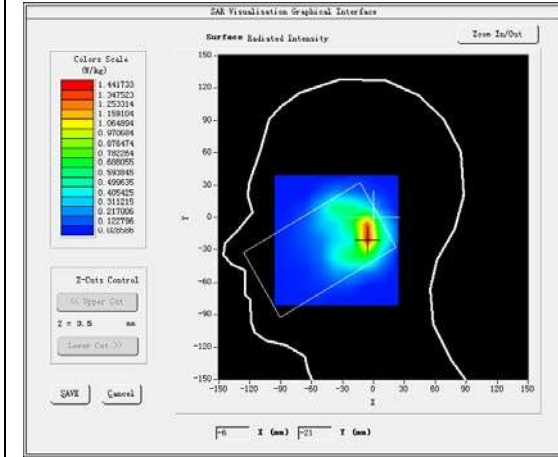
B. SAR Measurement Results

Middle Band SAR (Channel 507000):

Frequency (MHz)	2535.000000
Relative permittivity (real part)	39.086666
Relative permittivity (imaginary part)	13.418333
Conductivity (S/m)	1.889749
Variation (%)	0.230000

SURFACE SAR

VOLUME SAR

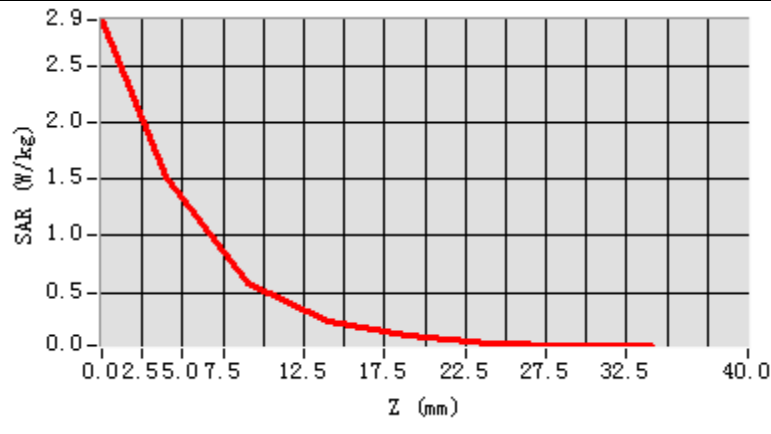


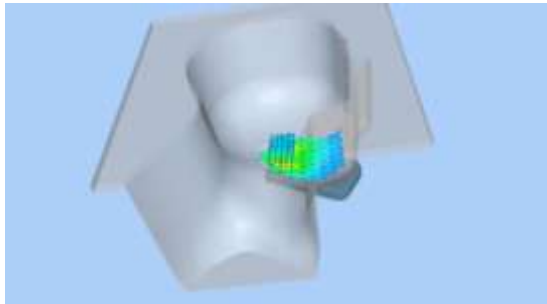
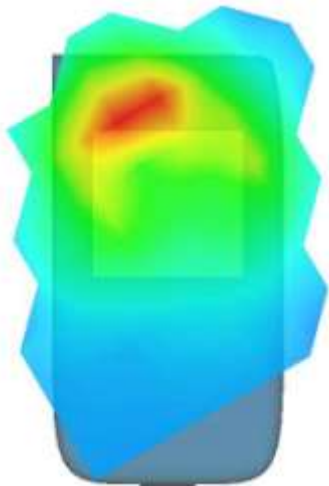
Maximum location: X=-5.00, Y=-18.00

SAR Peak: 0.85 W/kg

SAR 10g (W/Kg)	0.253168
SAR1g (W/Kg)	0.614028

Z (mm)	0.00	4.00	9.00	14.00	19.00	24.00	29.00
SAR (W/Kg)	2.9055	1.5153	0.5882	0.2454	0.1164	0.0592	0.0423



3D screen shot	Hot spot position
	

MEASUREMENT 42

Towards-ground-20M-1RB#99-middle

Type: Phone measurement (Complete)

Date of measurement:8/7/2024

Measurement duration: 8 minutes 52 seconds

A. Experimental conditions.

<u>Area Scan</u>	<u>dx=15mm dy=15mm</u>
<u>ZoomScan</u>	<u>5x5x7,dx=8mm dy=8mmdz=5mm,Complete</u>
<u>Phantom</u>	<u>Validation plane</u>
<u>Device Position</u>	<u>Body</u>
<u>Band</u>	<u>N7</u>
<u>Channels</u>	<u>Middle</u>
<u>Signal</u>	<u>SA (Crest factor: 1.0)</u>

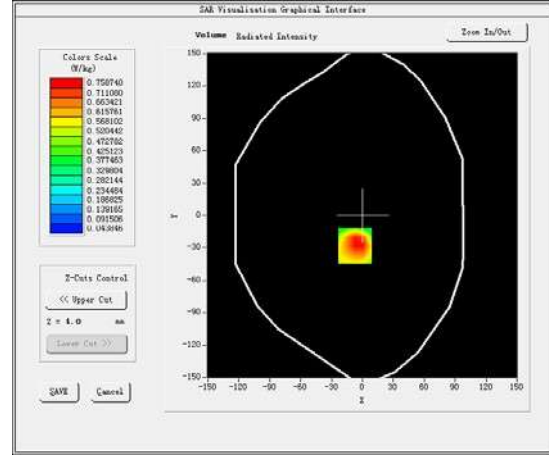
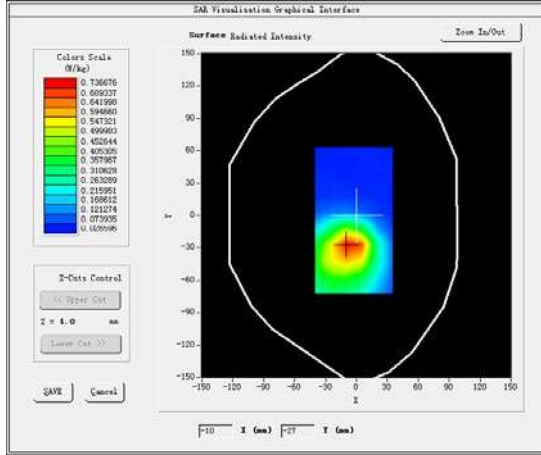
B. SAR MeasurementResults

Middle Band SAR (Channel 507000):

Frequency (MHz)	2535.000000
Relative permittivity (real part)	39.086666
Relative permittivity (imaginary part)	13.418333
Conductivity (S/m)	1.889749
Variation (%)	4.650000

SURFACE SAR

VOLUME SAR

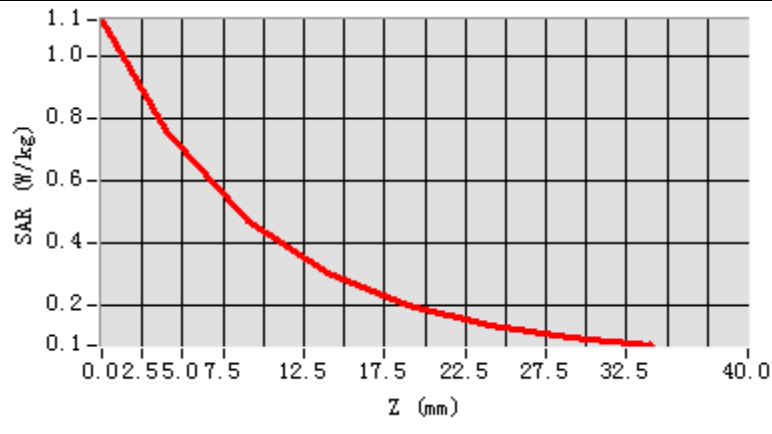


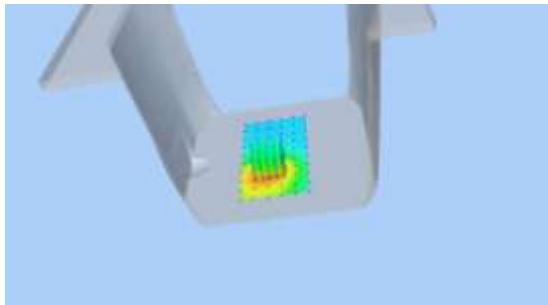
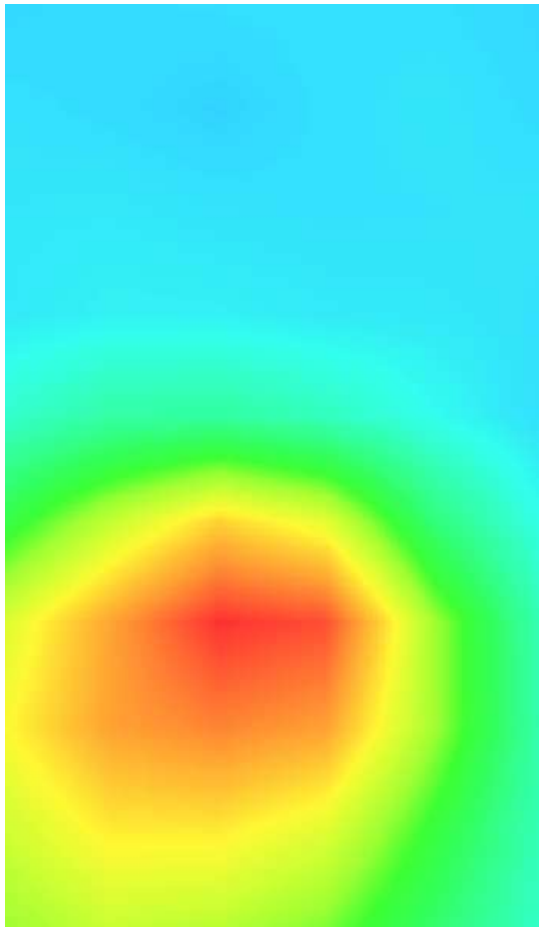
Maximum location: X=-7.00, Y=-28.00

SAR Peak: 0.43 W/kg

SAR 10g (W/Kg)	0.119180
SAR1g (W/Kg)	0.265015

Z (mm)	0.00	4.00	9.00	14.00	19.00	24.00	29.00
SAR (W/Kg)	1.1136	0.7587	0.4676	0.3034	0.1963	0.1334	0.0946



3D screen shot	Hot spot position
	

MEASUREMENT 43

10M-1RB#49

Type: Phone measurement (Complete)

Date of measurement: 18/6/2024

Measurement duration: 7 minutes 58 seconds

A. Experimental conditions.

<u>Area Scan</u>	<u>dx=15mm dy=15mm</u>
<u>ZoomScan</u>	<u>5x5x7, dx=8mm dy=8mm dz=5mm, Complete</u>
<u>Phantom</u>	<u>Right head</u>
<u>Device Position</u>	<u>Tilt</u>
<u>Band</u>	<u>N12</u>
<u>Channels</u>	<u>Middle</u>
<u>Signal</u>	<u>SA (Crest factor: 1.0)</u>

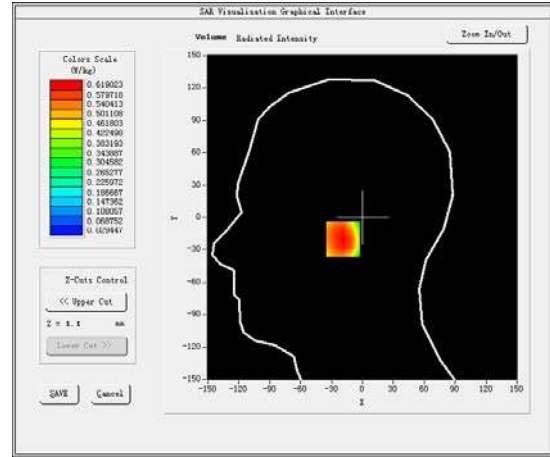
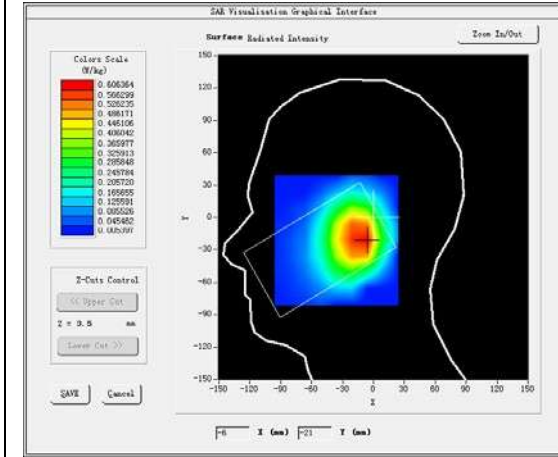
B. SAR Measurement Results

Middle Band SAR (Channel 141500):

Frequency (MHz)	707.500000
Relative permittivity (real part)	40.634800
Relative permittivity (imaginary part)	20.138100
Conductivity (S/m)	1.003549
Variation (%)	-2.390000

SURFACE SAR

VOLUME SAR

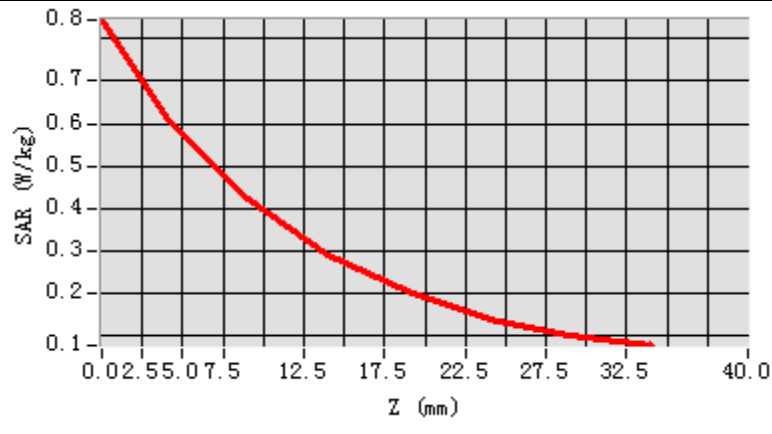


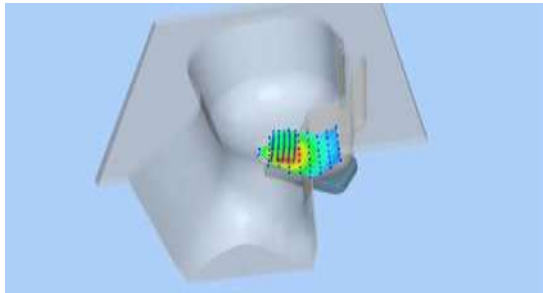
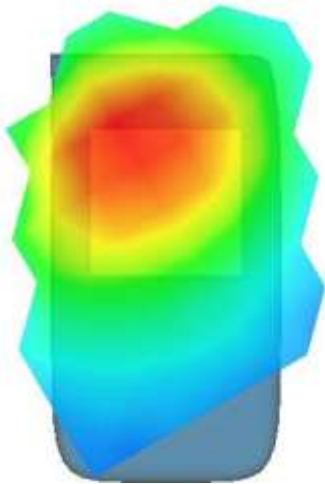
Maximum location: X=-11.00, Y=-20.00

SAR Peak: 0.49 W/kg

SAR 10g (W/Kg)	0.188205
SAR1g (W/Kg)	0.367194

Z (mm)	0.00	4.00	9.00	14.00	19.00	24.00	29.00
SAR (W/Kg)	0.8451	0.6190	0.4224	0.2886	0.2030	0.1356	0.0962



3D screen shot	Hot spot position
	

MEASUREMENT 44

Towards-ground-10M-1RB#49-middle

Type: Phone measurement (Complete)

Date of measurement:18/6/2024

Measurement duration: 7 minutes 18 seconds

A. Experimental conditions.

<u>Area Scan</u>	<u>dx=15mm dy=15mm</u>
<u>ZoomScan</u>	<u>5x5x7,dx=8mm dy=8mmdz=5mm,Complete</u>
<u>Phantom</u>	<u>Validation plane</u>
<u>Device Position</u>	<u>Body</u>
<u>Band</u>	<u>N12</u>
<u>Channels</u>	<u>Middle</u>
<u>Signal</u>	<u>SA (Crest factor: 1.0)</u>

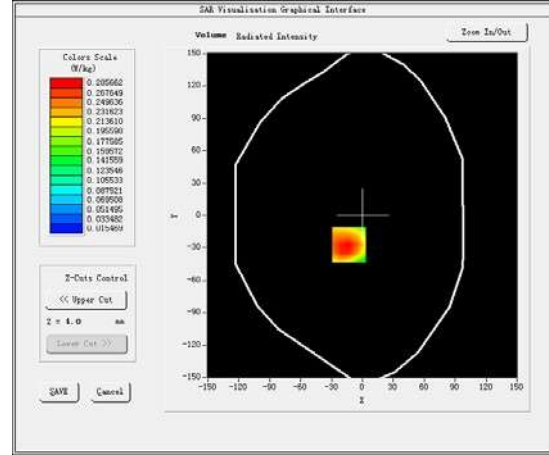
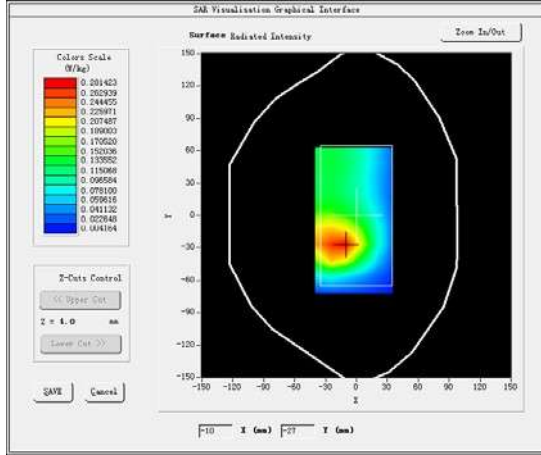
B. SAR MeasurementResults

Middle Band SAR (Channel 141500):

Frequency (MHz)	707.500000
Relative permittivity (real part)	40.634800
Relative permittivity (imaginary part)	20.138100
Conductivity (S/m)	1.003549
Variation (%)	-4.260000

SURFACE SAR

VOLUME SAR

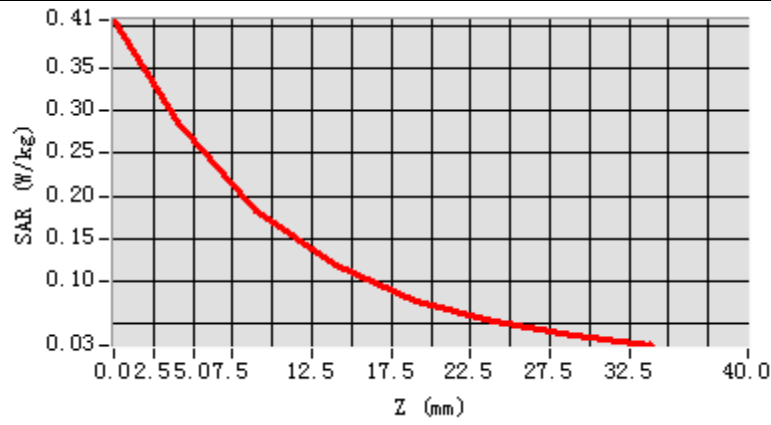


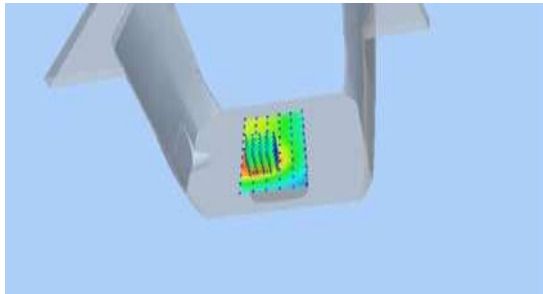
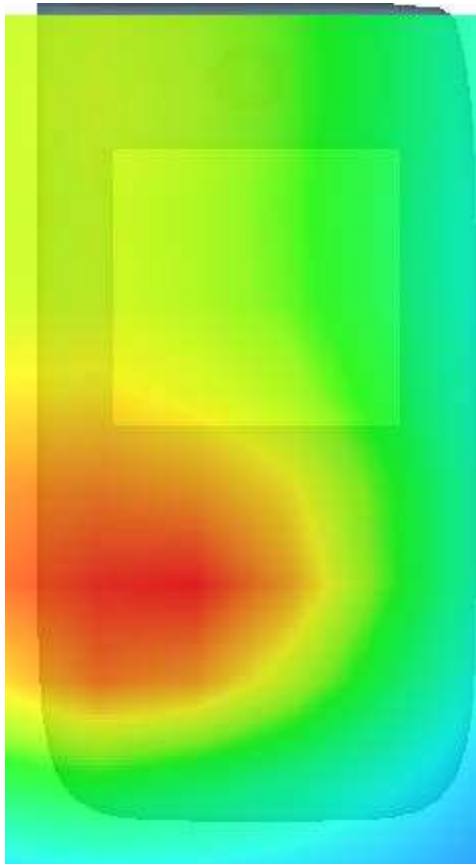
Maximum location: X=-13.00, Y=-27.00

SAR Peak: 0.13 W/kg

SAR 10g (W/Kg)	0.032129
SAR1g (W/Kg)	0.071405

Z (mm)	0.00	4.00	9.00	14.00	19.00	24.00	29.00
SAR (W/Kg)	0.4060	0.2857	0.1831	0.1185	0.0780	0.0529	0.0360



3D screen shot	Hot spot position
	

MEASUREMENT 45

20M-1RB#50

Type: Phone measurement (Complete)

Date of measurement:8/7/2024

Measurement duration: 7 minutes 53 seconds

A. Experimental conditions.

<u>Area Scan</u>	<u>dx=15mm dy=15mm</u>
<u>ZoomScan</u>	<u>5x5x7,dx=8mm dy=8mmdz=5mm,Complete</u>
<u>Phantom</u>	<u>Right head</u>
<u>Device Position</u>	<u>Tilt</u>
<u>Band</u>	<u>N38</u>
<u>Channels</u>	<u>Middle</u>
<u>Signal</u>	<u>SA (Crest factor: 1:1.58)</u>

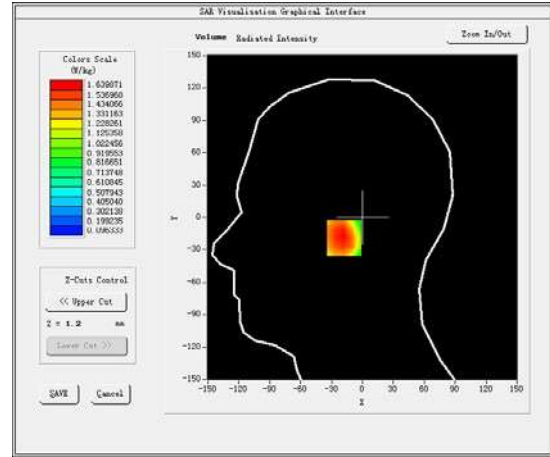
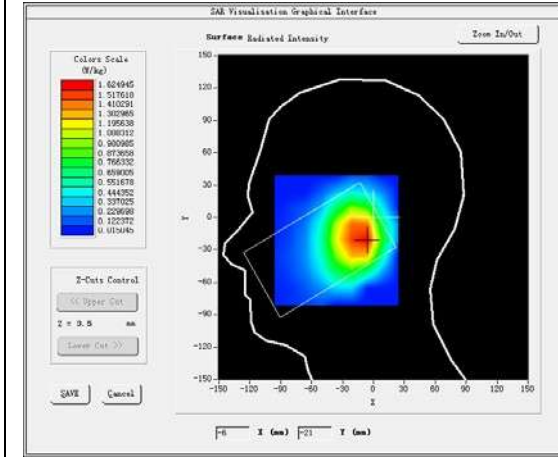
B. SAR MeasurementResults

Middle Band SAR (Channel 519000):

Frequency (MHz)	2595.000000
Relative permittivity (real part)	39.920200
Relative permittivity (imaginary part)	13.553000
Conductivity (S/m)	1.953891
Variation (%)	-3.250000

SURFACE SAR

VOLUME SAR

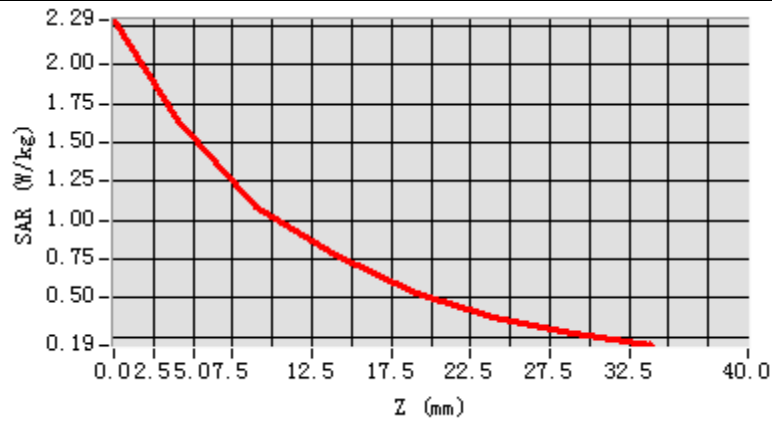


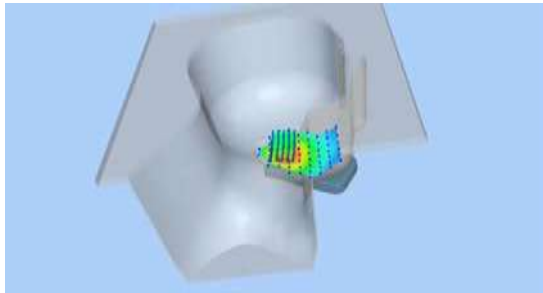
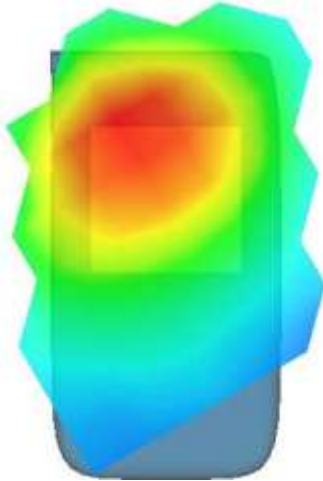
Maximum location: X=-10.00, Y=-19.00

SAR Peak: 0.52 W/kg

SAR 10g (W/Kg)	0.149137
SAR1g (W/Kg)	0.378109

Z (mm)	0.00	4.00	9.00	14.00	19.00	24.00	29.00
SAR (W/Kg)	2.2877	1.6399	1.0898	0.7705	0.5357	0.3749	0.2738



3D screen shot	Hot spot position
	

MEASUREMENT 46

Towards-ground-20M-1RB#50-middle

Type: Phone measurement (Complete)

Date of measurement:8/7/2024

Measurement duration: 12 minutes 11 seconds

A. Experimental conditions.

<u>Area Scan</u>	<u>dx=15mm dy=15mm</u>
<u>ZoomScan</u>	<u>5x5x7,dx=8mm dy=8mmdz=5mm,Complete</u>
<u>Phantom</u>	<u>Validation plane</u>
<u>Device Position</u>	<u>Body</u>
<u>Band</u>	<u>N38</u>
<u>Channels</u>	<u>Middle</u>
<u>Signal</u>	<u>SA(Crest factor: 1:1.58)</u>

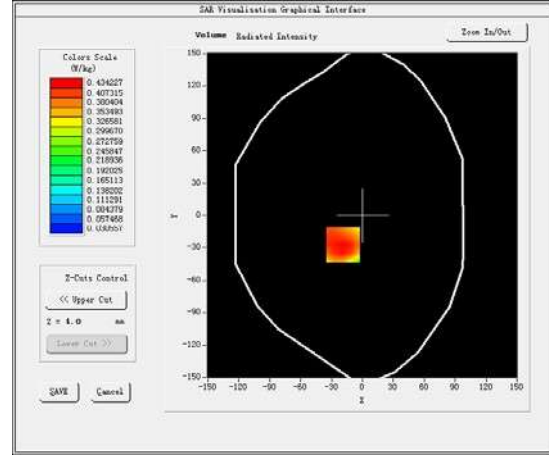
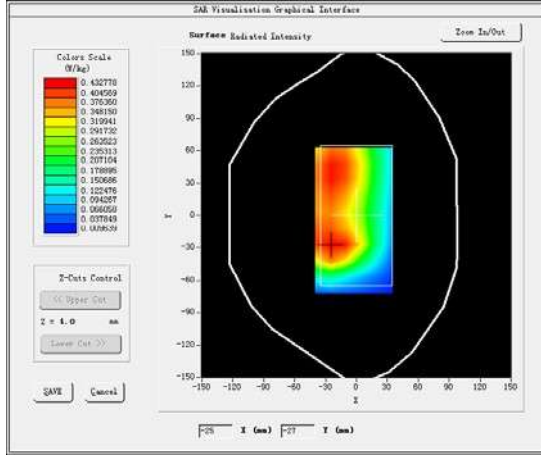
B. SAR Measurement Results

Middle Band SAR (Channel 519000):

Frequency (MHz)	2595.000000
Relative permittivity (real part)	39.920200
Relative permittivity (imaginary part)	13.553000
Conductivity (S/m)	1.953891
Variation (%)	4.700000

SURFACE SAR

VOLUME SAR

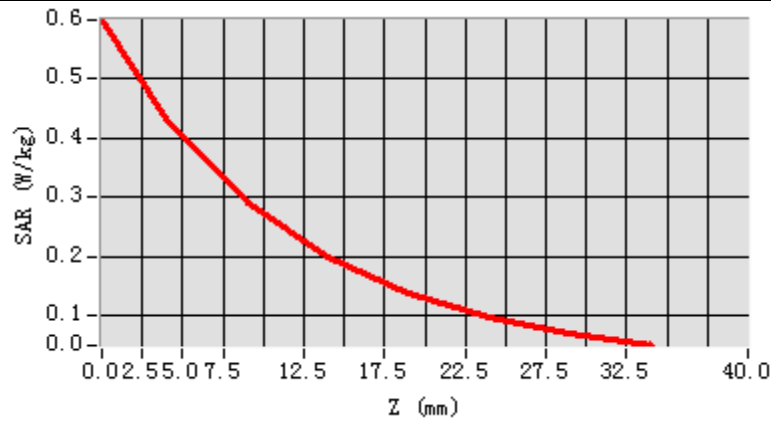


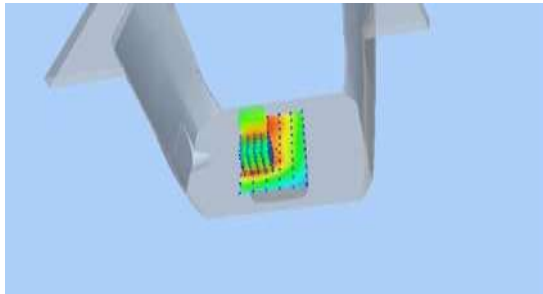
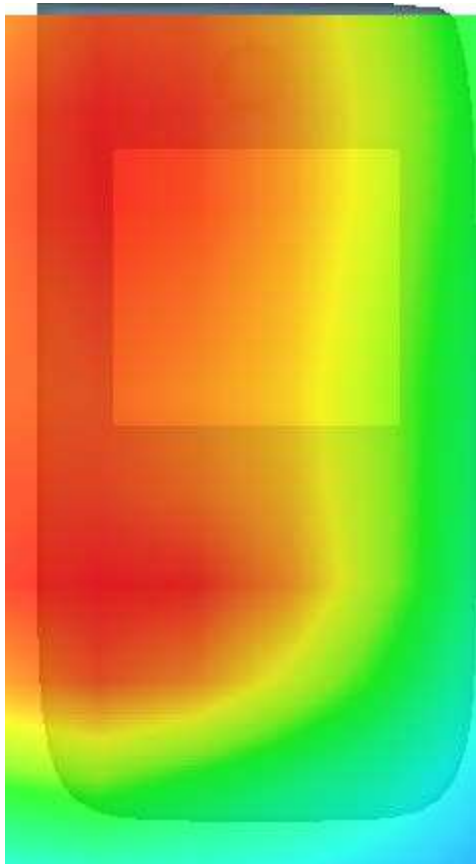
Maximum location: X=-19.00, Y=-27.00

SAR Peak: 0.24 W/kg

SAR 10g (W/Kg)	0.040152
SAR1g (W/Kg)	0.114195

Z (mm)	0.00	4.00	9.00	14.00	19.00	24.00	29.00
SAR (W/Kg)	0.5994	0.4342	0.2910	0.1982	0.1379	0.0964	0.0688



3D screen shot	Hot spot position
	

MEASUREMENT 47

20M-1RB#50

Type: Phone measurement (Complete)

Date of measurement:8/7/2024

Measurement duration: 7 minutes 53 seconds

A. Experimental conditions.

<u>Area Scan</u>	<u>dx=15mm dy=15mm</u>
<u>ZoomScan</u>	<u>5x5x7,dx=8mm dy=8mmdz=5mm,Complete</u>
<u>Phantom</u>	<u>Right head</u>
<u>Device Position</u>	<u>Tilt</u>
<u>Band</u>	<u>N41</u>
<u>Channels</u>	<u>Middle</u>
<u>Signal</u>	<u>SA (Crest factor: 1:1.58)</u>

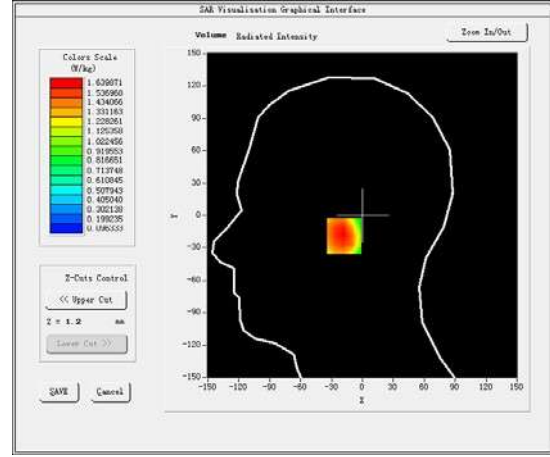
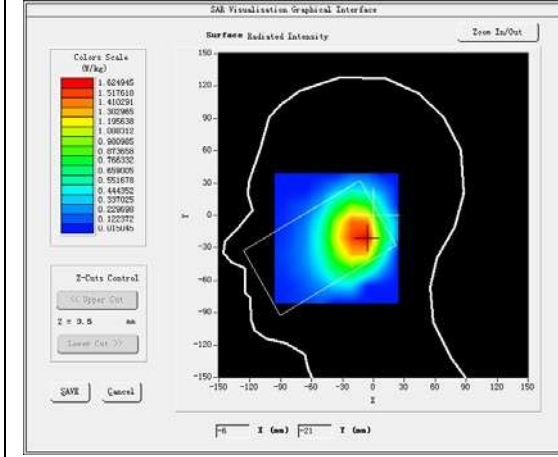
B. SAR MeasurementResults

Middle Band SAR (Channel 518598):

Frequency (MHz)	2593.000000
Relative permittivity (real part)	39.920200
Relative permittivity (imaginary part)	13.553000
Conductivity (S/m)	1.953891
Variation (%)	4.820000

SURFACE SAR

VOLUME SAR

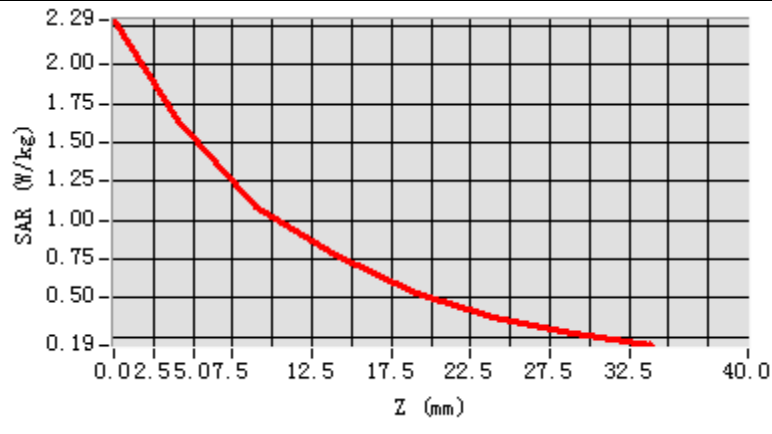


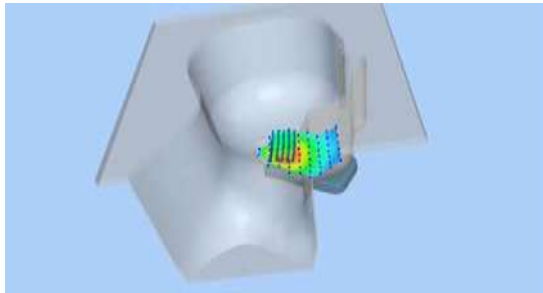
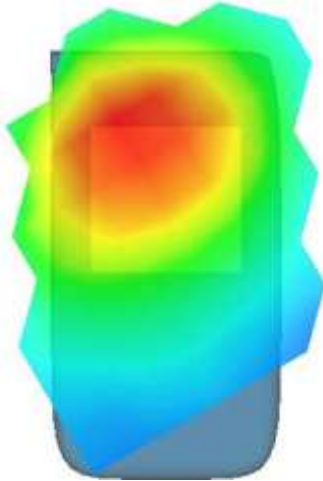
Maximum location: X=-10.00, Y=-19.00

SAR Peak: 0.64 W/kg

SAR 10g (W/Kg)	0.159340
SAR1g (W/Kg)	0.401295

Z (mm)	0.00	4.00	9.00	14.00	19.00	24.00	29.00
SAR (W/Kg)	2.2877	1.6399	1.0898	0.7705	0.5357	0.3749	0.2738



3D screen shot	Hot spot position
	

MEASUREMENT 48

Towards-ground-20M-1RB#50-middle

Type: Phone measurement (Complete)

Date of measurement: 8/7/2024

Measurement duration: 12 minutes 11 seconds

A. Experimental conditions.

<u>Area Scan</u>	<u>dx=15mm dy=15mm</u>
<u>ZoomScan</u>	<u>5x5x7, dx=8mm dy=8mm dz=5mm, Complete</u>
<u>Phantom</u>	<u>Validation plane</u>
<u>Device Position</u>	<u>Body</u>
<u>Band</u>	<u>N41</u>
<u>Channels</u>	<u>Middle</u>
<u>Signal</u>	<u>SA (Crest factor: 1:1.58)</u>

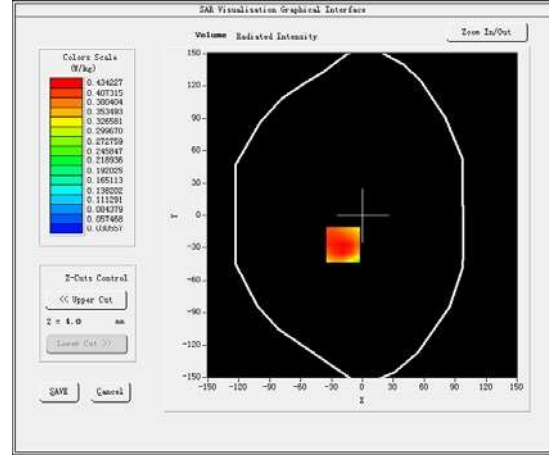
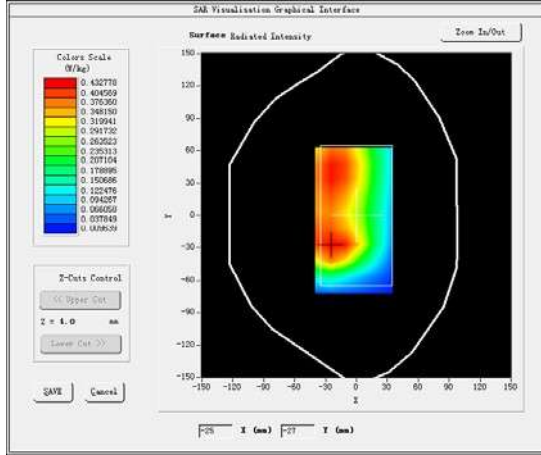
B. SAR Measurement Results

Middle Band SAR (Channel 518598):

Frequency (MHz)	2593.000000
Relative permittivity (real part)	39.920200
Relative permittivity (imaginary part)	13.553000
Conductivity (S/m)	1.953891
Variation (%)	4.840000

SURFACE SAR

VOLUME SAR

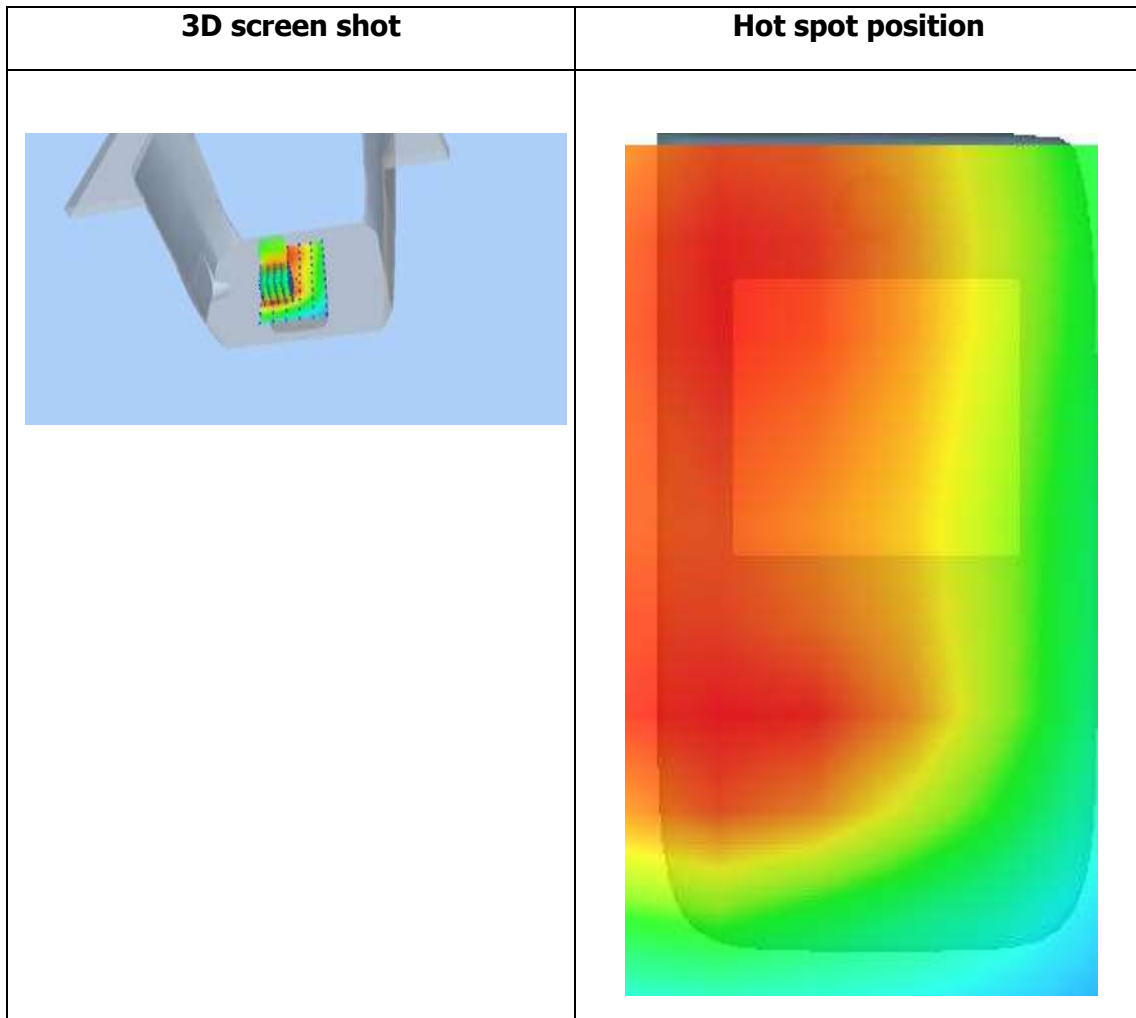
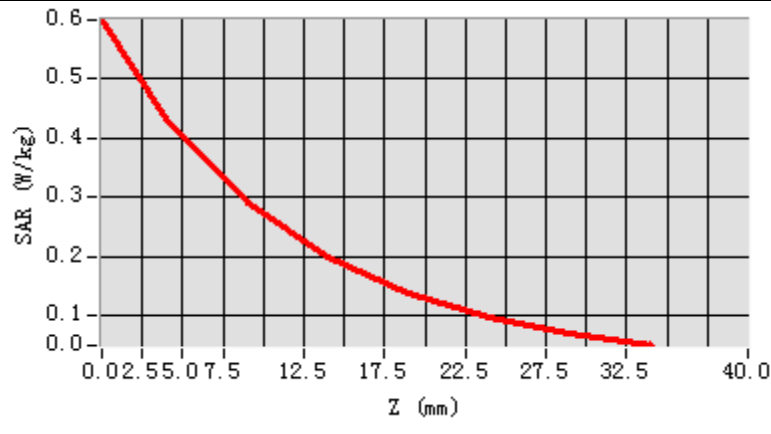


Maximum location: X=-19.00, Y=-27.00

SAR Peak: 0.24 W/kg

SAR 10g (W/Kg)	0.067185
SAR1g (W/Kg)	0.173494

Z (mm)	0.00	4.00	9.00	14.00	19.00	24.00	29.00
SAR (W/Kg)	0.5994	0.4342	0.2910	0.1982	0.1379	0.0964	0.0688



MEASUREMENT 49

20M-1RB#50

Type: Phone measurement (Complete)

Date of measurement: 8/7/2024

Measurement duration: 7 minutes 53 seconds

A. Experimental conditions.

<u>Area Scan</u>	<u>dx=15mm dy=15mm</u>
<u>ZoomScan</u>	<u>5x5x7, dx=8mm dy=8mm dz=5mm, Complete</u>
<u>Phantom</u>	<u>Right head</u>
<u>Device Position</u>	<u>Tilt</u>
<u>Band</u>	<u>N66</u>
<u>Channels</u>	<u>Middle</u>
<u>Signal</u>	<u>SA (Crest factor: 1.0)</u>

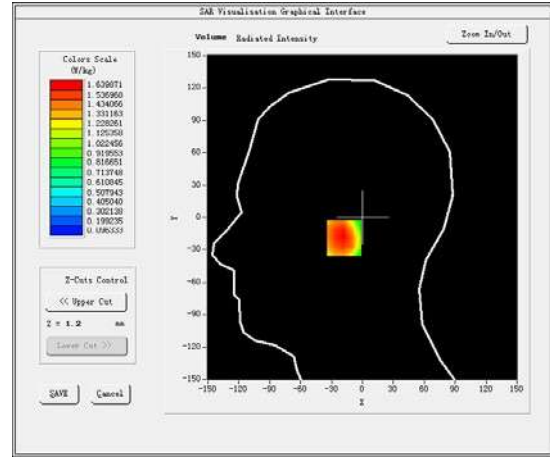
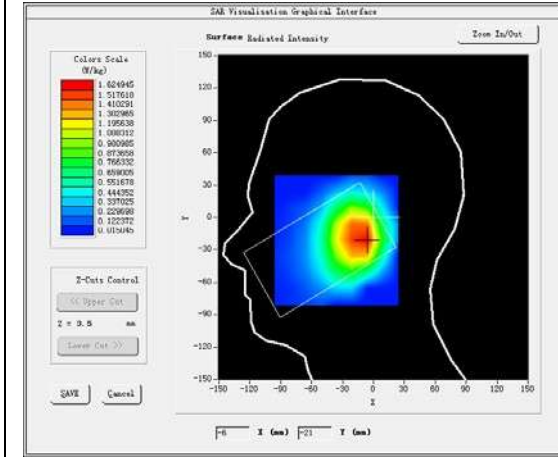
B. SAR Measurement Results

Middle Band SAR (Channel 349000):

Frequency (MHz)	1745.000000
Relative permittivity (real part)	39.920200
Relative permittivity (imaginary part)	13.553000
Conductivity (S/m)	1.953891
Variation (%)	3.830000

SURFACE SAR

VOLUME SAR

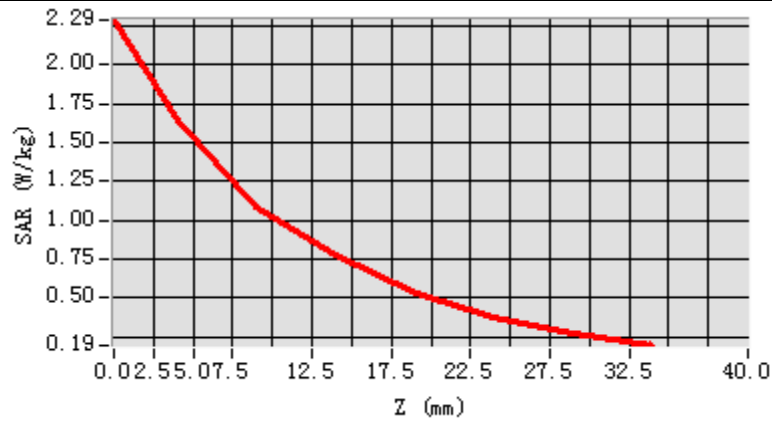


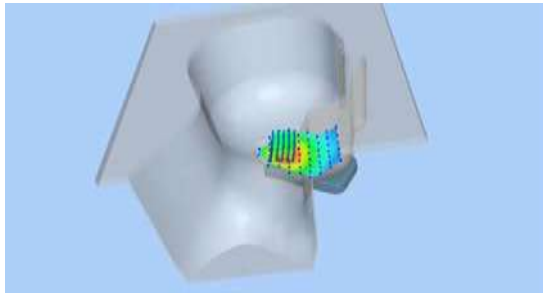
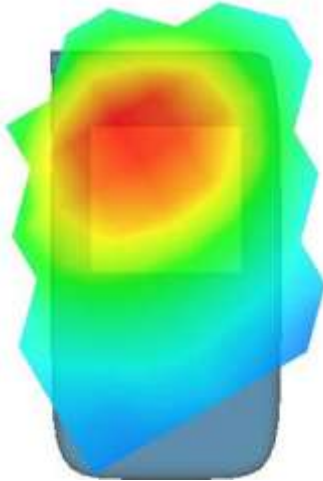
Maximum location: X=-10.00, Y=-19.00

SAR Peak: 0.74 W/kg

SAR 10g (W/Kg)	0.202591
SAR1g (W/Kg)	0.541670

Z (mm)	0.00	4.00	9.00	14.00	19.00	24.00	29.00
SAR (W/Kg)	2.2877	1.6399	1.0898	0.7705	0.5357	0.3749	0.2738



3D screen shot	Hot spot position
	

MEASUREMENT 50

Towards-ground-20M-1RB#50-middle

Type: Phone measurement (Complete)

Date of measurement:8/7/2024

Measurement duration: 12 minutes 11 seconds

A. Experimental conditions.

<u>Area Scan</u>	<u>dx=15mm dy=15mm</u>
<u>ZoomScan</u>	<u>5x5x7,dx=8mm dy=8mmdz=5mm,Complete</u>
<u>Phantom</u>	<u>Validation plane</u>
<u>Device Position</u>	<u>Body</u>
<u>Band</u>	<u>N66</u>
<u>Channels</u>	<u>Middle</u>
<u>Signal</u>	<u>SA (Crest factor: 1.0)</u>

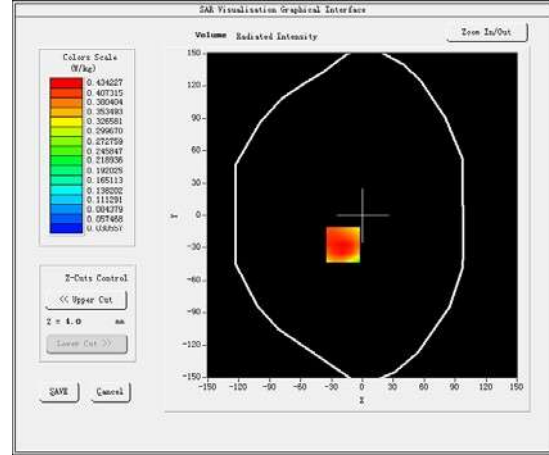
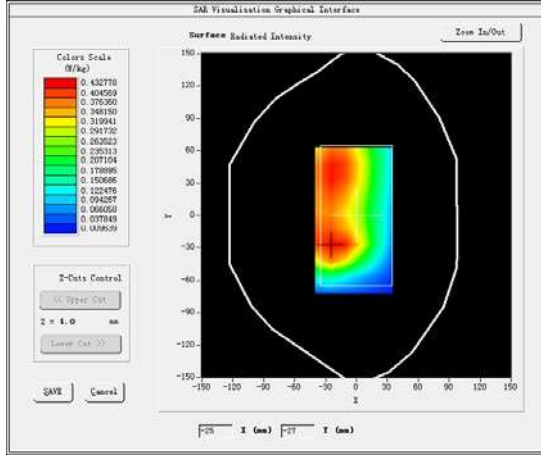
B. SAR MeasurementResults

Middle Band SAR (Channel 349000):

Frequency (MHz)	1745.000000
Relative permittivity (real part)	39.920200
Relative permittivity (imaginary part)	13.553000
Conductivity (S/m)	1.953891
Variation (%)	-2.950000

SURFACE SAR

VOLUME SAR

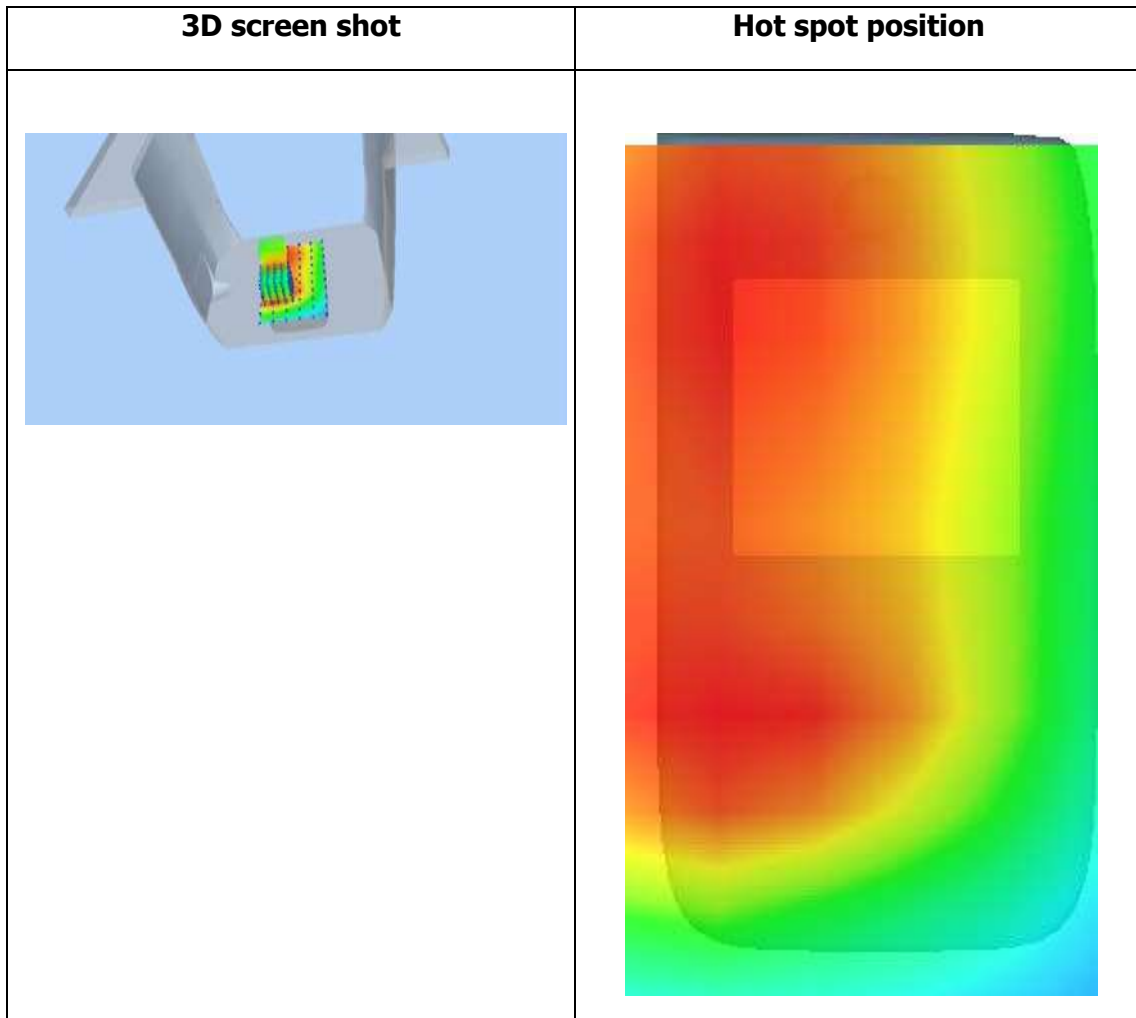
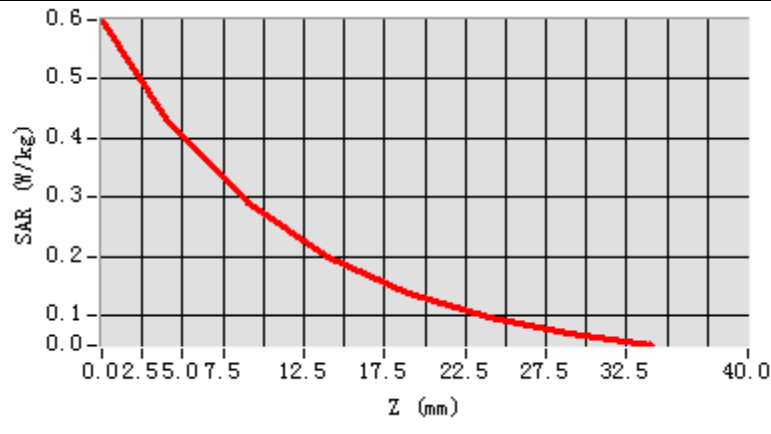


Maximum location: X=-19.00, Y=-27.00

SAR Peak: 0.14 W/kg

SAR 10g (W/Kg)	0.051062
SAR1g (W/Kg)	0.094195

Z (mm)	0.00	4.00	9.00	14.00	19.00	24.00	29.00
SAR (W/Kg)	0.5994	0.4342	0.2910	0.1982	0.1379	0.0964	0.0688



MEASUREMENT 51

20M-1RB#50

Type: Phone measurement (Complete)

Date of measurement:8/7/2024

Measurement duration: 7 minutes 53 seconds

A. Experimental conditions.

<u>Area Scan</u>	<u>dx=15mm dy=15mm</u>
<u>ZoomScan</u>	<u>5x5x7,dx=8mm dy=8mmdz=5mm,Complete</u>
<u>Phantom</u>	<u>Right head</u>
<u>Device Position</u>	<u>Tilt</u>
<u>Band</u>	<u>N77</u>
<u>Channels</u>	<u>Middle</u>
<u>Signal</u>	<u>SA(Crest factor: 1.0)</u>

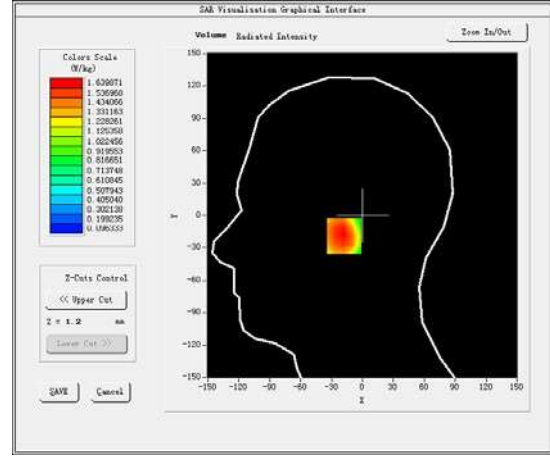
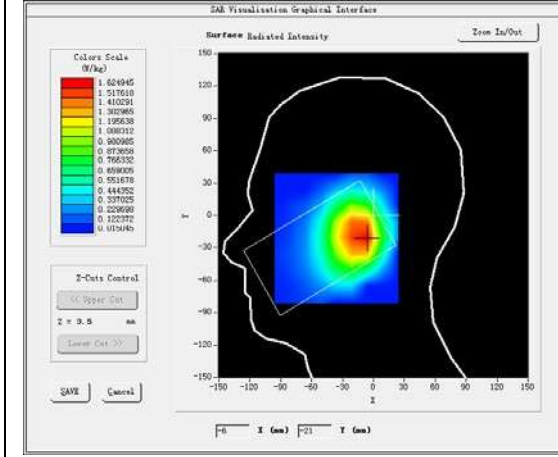
B. SAR MeasurementResults

Middle Band SAR (Channel 633334):

Frequency (MHz)	3500.000000
Relative permittivity (real part)	39.920200
Relative permittivity (imaginary part)	13.553000
Conductivity (S/m)	1.953891
Variation (%)	-4.750000

SURFACE SAR

VOLUME SAR

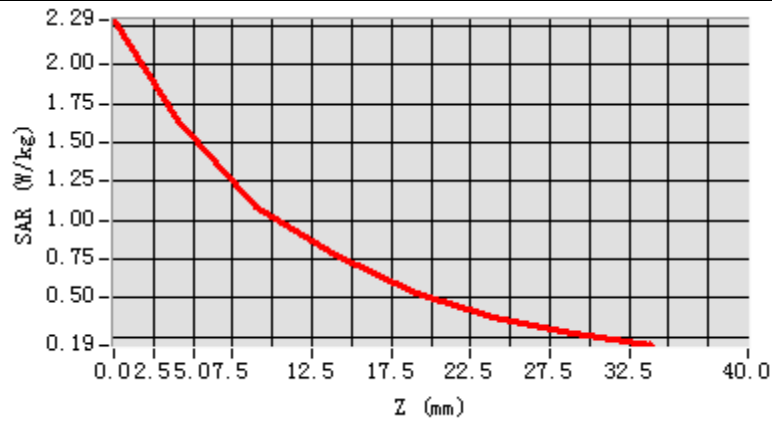


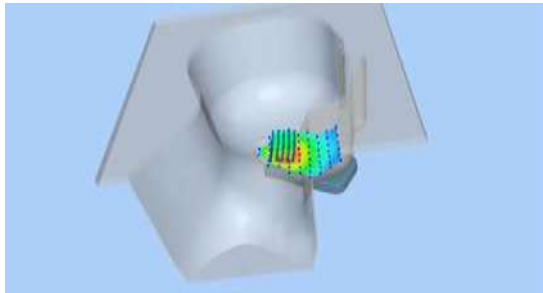
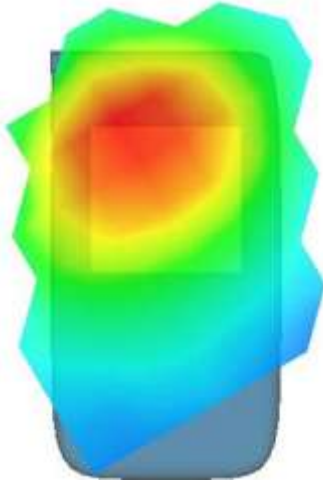
Maximum location: X=-10.00, Y=-19.00

SAR Peak: 0.84 W/kg

SAR 10g (W/Kg)	0.274015
SAR1g (W/Kg)	0.652294

Z (mm)	0.00	4.00	9.00	14.00	19.00	24.00	29.00
SAR (W/Kg)	2.2877	1.6399	1.0898	0.7705	0.5357	0.3749	0.2738



3D screen shot	Hot spot position
	

MEASUREMENT 52

Towards-ground-20M-1RB#50-middle

Type: Phone measurement (Complete)

Date of measurement:8/7/2024

Measurement duration: 12 minutes 11 seconds

A. Experimental conditions.

<u>Area Scan</u>	<u>dx=15mm dy=15mm</u>
<u>ZoomScan</u>	<u>5x5x7,dx=8mm dy=8mmdz=5mm,Complete</u>
<u>Phantom</u>	<u>Validation plane</u>
<u>Device Position</u>	<u>Body</u>
<u>Band</u>	<u>N77</u>
<u>Channels</u>	<u>Middle</u>
<u>Signal</u>	<u>SA (Crest factor: 1.0)</u>

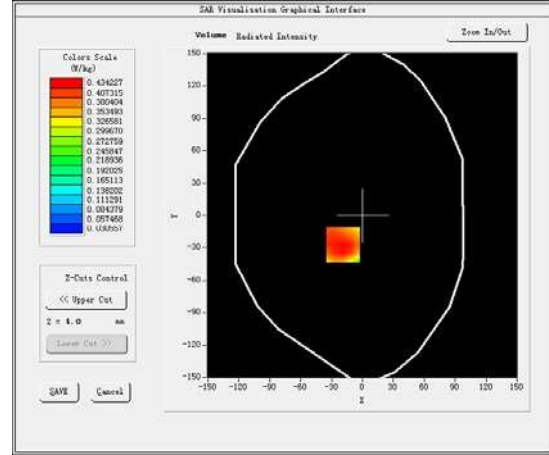
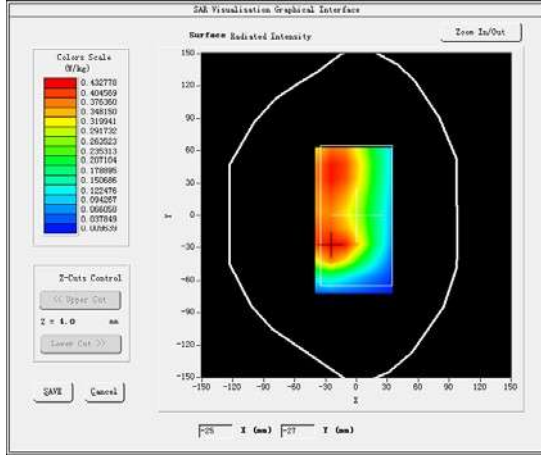
B. SAR MeasurementResults

Middle Band SAR (Channel 633334):

Frequency (MHz)	3500.000000
Relative permittivity (real part)	39.920200
Relative permittivity (imaginary part)	13.553000
Conductivity (S/m)	1.953891
Variation (%)	-4.410000

SURFACE SAR

VOLUME SAR

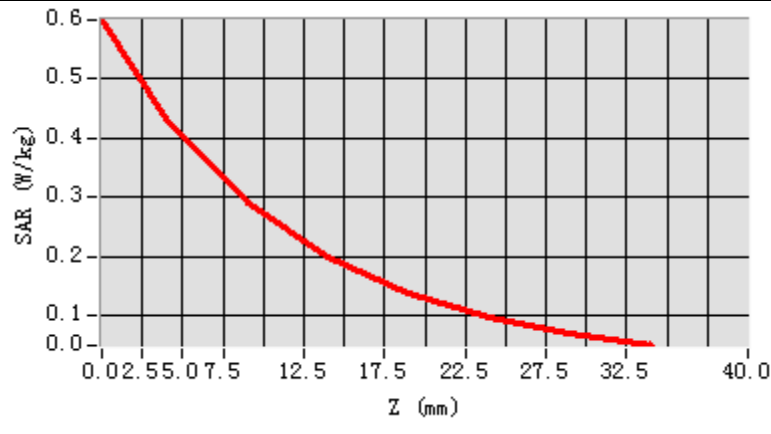


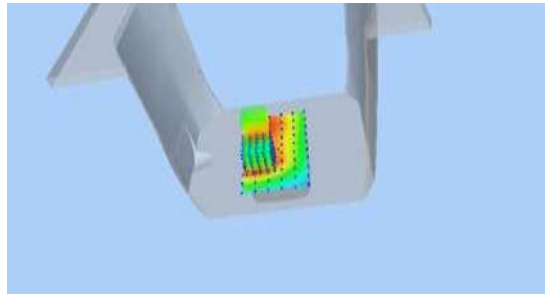
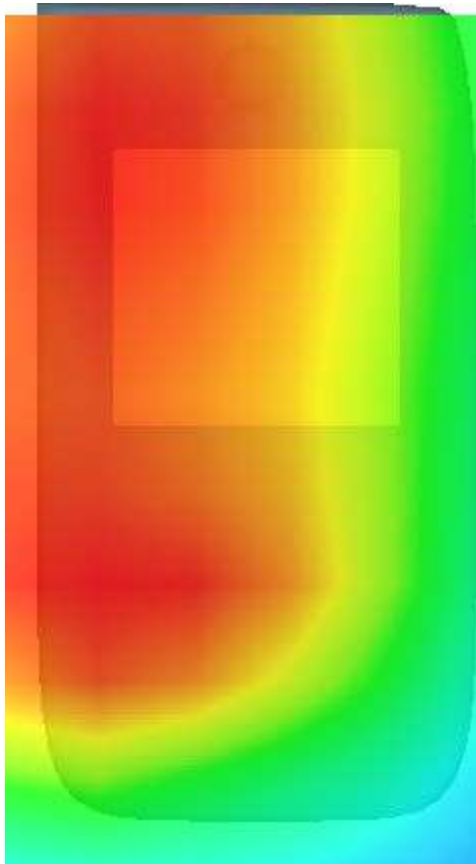
Maximum location: X=-19.00, Y=-27.00

SAR Peak: 0.49 W/kg

SAR 10g (W/Kg)	0.157406
SAR1g (W/Kg)	0.383195

Z (mm)	0.00	4.00	9.00	14.00	19.00	24.00	29.00
SAR (W/Kg)	0.5994	0.4342	0.2910	0.1982	0.1379	0.0964	0.0688



3D screen shot	Hot spot position
	

MEASUREMENT 53

20M-1RB#50

Type: Phone measurement (Complete)

Date of measurement:8/7/2024

Measurement duration: 7 minutes 53 seconds

A. Experimental conditions.

<u>Area Scan</u>	<u>dx=15mm dy=15mm</u>
<u>ZoomScan</u>	<u>5x5x7,dx=8mm dy=8mmdz=5mm,Complete</u>
<u>Phantom</u>	<u>Right head</u>
<u>Device Position</u>	<u>Tilt</u>
<u>Band</u>	<u>N78</u>
<u>Channels</u>	<u>Middle</u>
<u>Signal</u>	<u>SA (Crest factor: 1.0)</u>

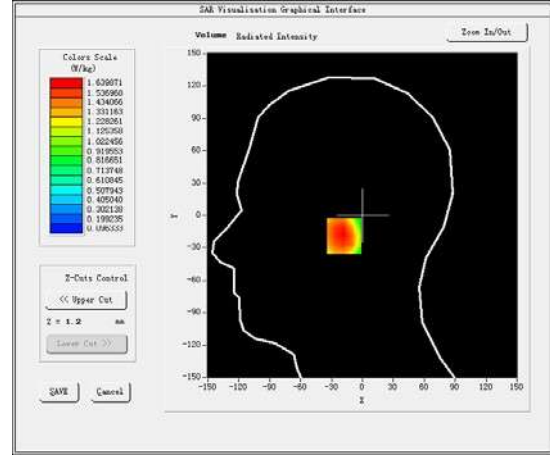
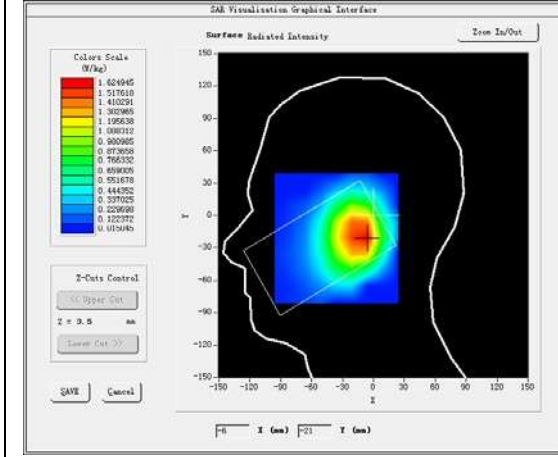
B. SAR MeasurementResults

Middle Band SAR (Channel 650000):

Frequency (MHz)	3750.000000
Relative permittivity (real part)	39.920200
Relative permittivity (imaginary part)	13.553000
Conductivity (S/m)	1.953891
Variation (%)	-1.200000

SURFACE SAR

VOLUME SAR

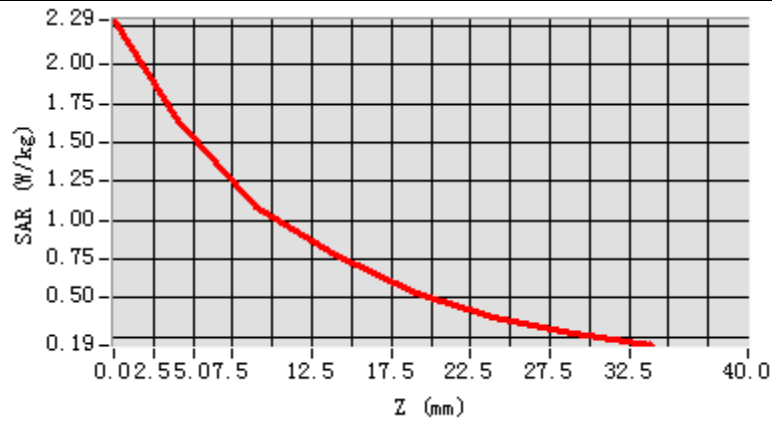


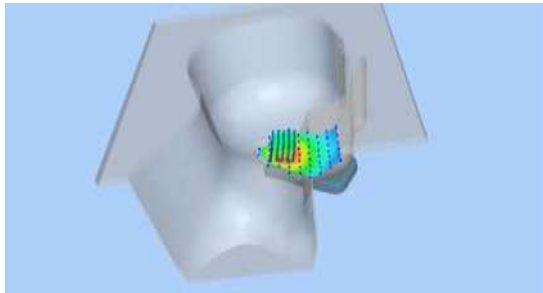
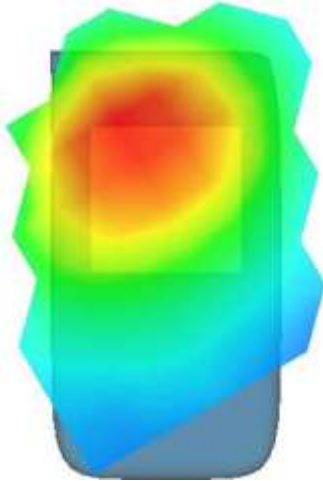
Maximum location: X=-10.00, Y=-19.00

SAR Peak: 0.62 W/kg

SAR 10g (W/Kg)	0.153364
SAR1g (W/Kg)	0.364192

Z (mm)	0.00	4.00	9.00	14.00	19.00	24.00	29.00
SAR (W/Kg)	2.2877	1.6399	1.0898	0.7705	0.5357	0.3749	0.2738



3D screen shot	Hot spot position
	

MEASUREMENT 54

Towards-ground-20M-1RB#50-middle

Type: Phone measurement (Complete)

Date of measurement:8/7/2024

Measurement duration: 12 minutes 11 seconds

A. Experimental conditions.

<u>Area Scan</u>	<u>dx=15mm dy=15mm</u>
<u>ZoomScan</u>	<u>5x5x7,dx=8mm dy=8mmdz=5mm,Complete</u>
<u>Phantom</u>	<u>Validation plane</u>
<u>Device Position</u>	<u>Body</u>
<u>Band</u>	<u>N78</u>
<u>Channels</u>	<u>Middle</u>
<u>Signal</u>	<u>SA (Crest factor: 1.0)</u>

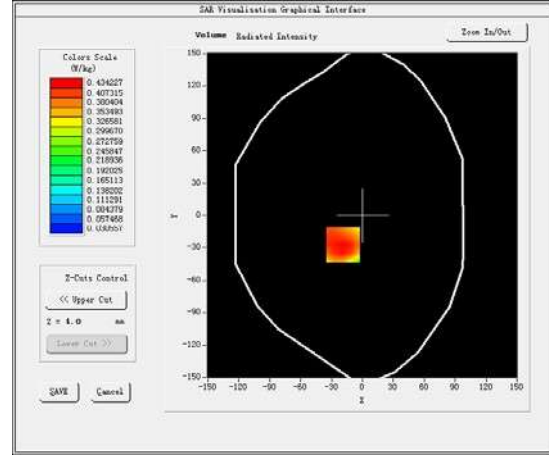
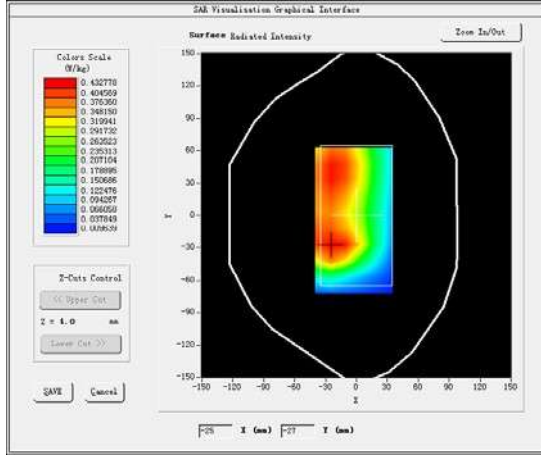
B. SAR MeasurementResults

Middle Band SAR (Channel 650000):

Frequency (MHz)	3750.000000
Relative permittivity (real part)	39.920200
Relative permittivity (imaginary part)	13.553000
Conductivity (S/m)	1.953891
Variation (%)	2.750000

SURFACE SAR

VOLUME SAR

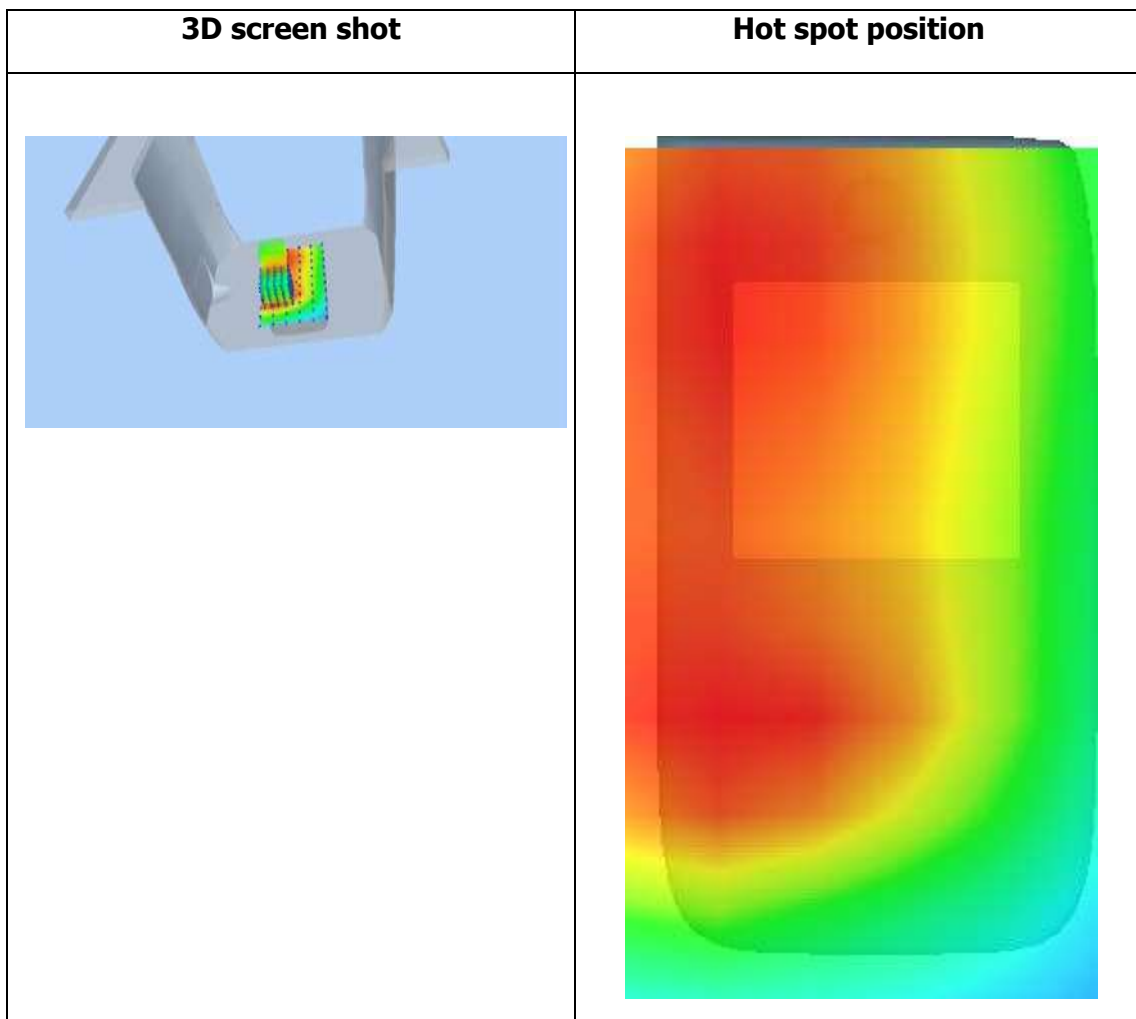
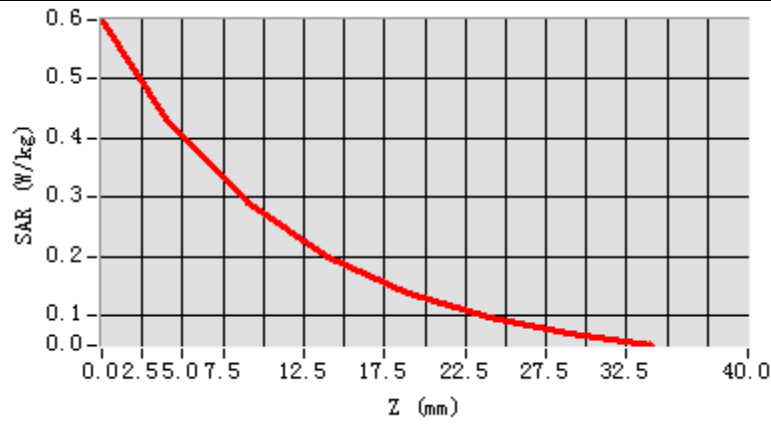


Maximum location: X=-19.00, Y=-27.00

SAR Peak: 0.24 W/kg

SAR 10g (W/Kg)	0.062399
SAR1g (W/Kg)	0.166427

Z (mm)	0.00	4.00	9.00	14.00	19.00	24.00	29.00
SAR (W/Kg)	0.5994	0.4342	0.2910	0.1982	0.1379	0.0964	0.0688



MEASUREMENT 55

20M-1RB#99

Type: Phone measurement (Complete)

Date of measurement: 28/6/2024

Measurement duration: 7 minutes 52 seconds

A. Experimental conditions.

<u>Area Scan</u>	<u>dx=15mm dy=15mm</u>
<u>ZoomScan</u>	<u>5x5x7, dx=8mm dy=8mm dz=5mm, Complete</u>
<u>Phantom</u>	<u>Right head</u>
<u>Device Position</u>	<u>Tilt</u>
<u>Band</u>	<u>2-N7</u>
<u>Channels</u>	<u>Middle</u>
<u>Signal</u>	<u>NSA (Crest factor: 1.0)</u>

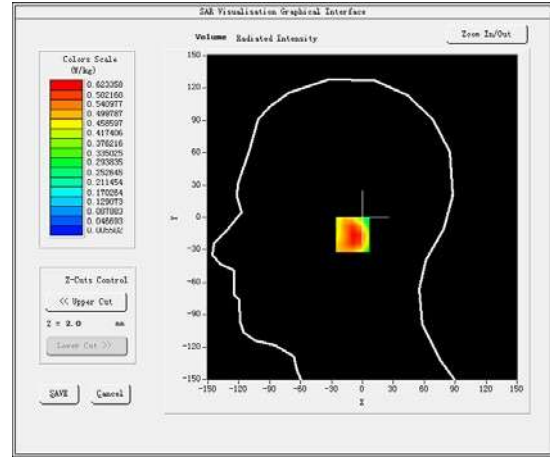
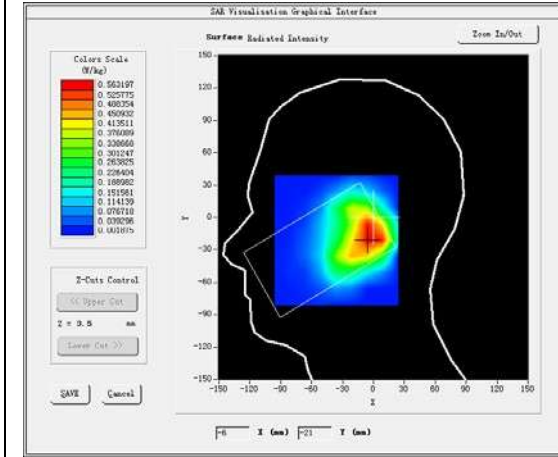
B. SAR Measurement Results

Middle Band SAR (Channel 18900):

Frequency (MHz)	1880.000000
Relative permittivity (real part)	39.029900
Relative permittivity (imaginary part)	12.379100
Conductivity (S/m)	1.341069
Variation (%)	-0.060000

SURFACE SAR

VOLUME SAR

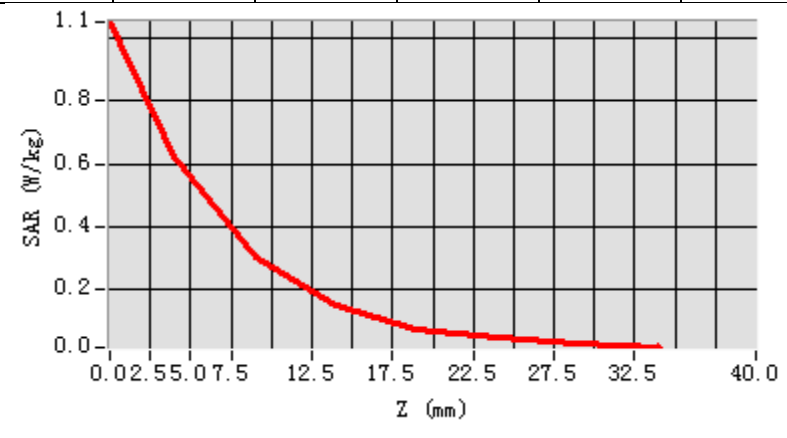


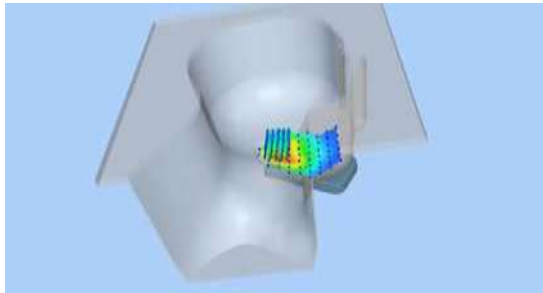
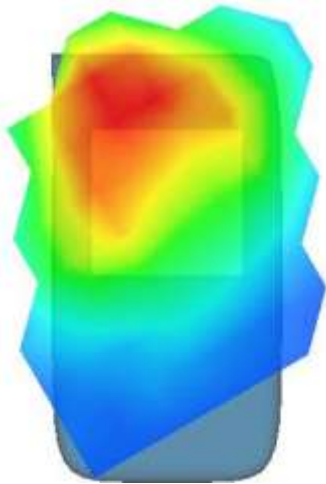
Maximum location: X=-1.00, Y=-16.00

SAR Peak: 1.43 W/kg

SAR 10g (W/Kg)	0.430519
SAR1g (W/Kg)	1.012341

Z (mm)	0.00	4.00	9.00	14.00	19.00	24.00	29.00
SAR (W/Kg)	1.0525	0.6234	0.3059	0.1471	0.0750	0.0454	0.0254



3D screen shot	Hot spot position
	

MEASUREMENT 56

Rear-side-20M-1RB#99-middle

Type: Phone measurement (Complete)

Date of measurement: 28/6/2024

Measurement duration: 6 minutes 53 seconds

A. Experimental conditions.

<u>Area Scan</u>	<u>dx=15mm dy=15mm</u>
<u>ZoomScan</u>	<u>5x5x7, dx=8mm dy=8mm dz=5mm, Complete</u>
<u>Phantom</u>	<u>Validation plane</u>
<u>Device Position</u>	<u>Body</u>
<u>Band</u>	<u>2-N7</u>
<u>Channels</u>	<u>Middle</u>
<u>Signal</u>	<u>NSA (Crest factor: 1.0)</u>

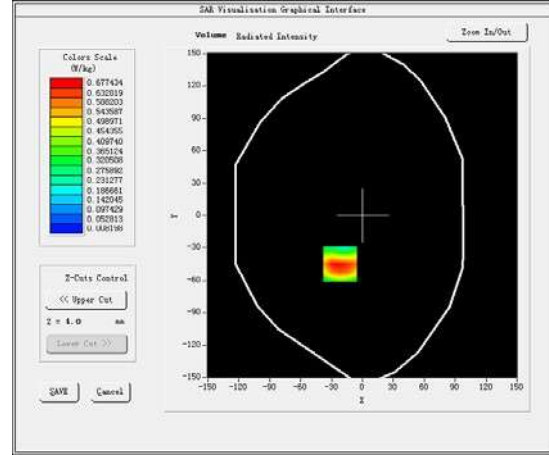
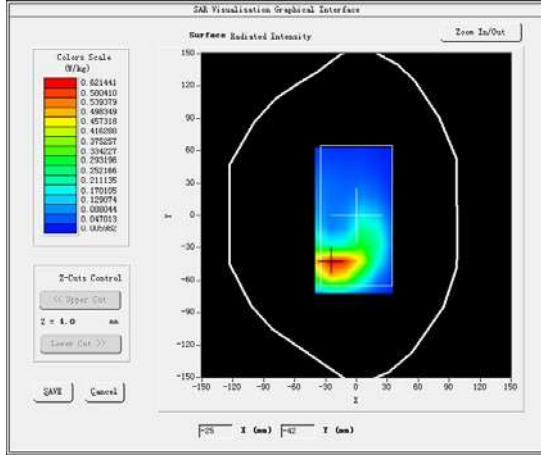
B. SAR Measurement Results

Middle Band SAR (Channel 18900):

Frequency (MHz)	1880.000000
Relative permittivity (real part)	39.029900
Relative permittivity (imaginary part)	12.379100
Conductivity (S/m)	1.341069
Variation (%)	-4.370000

SURFACE SAR

VOLUME SAR

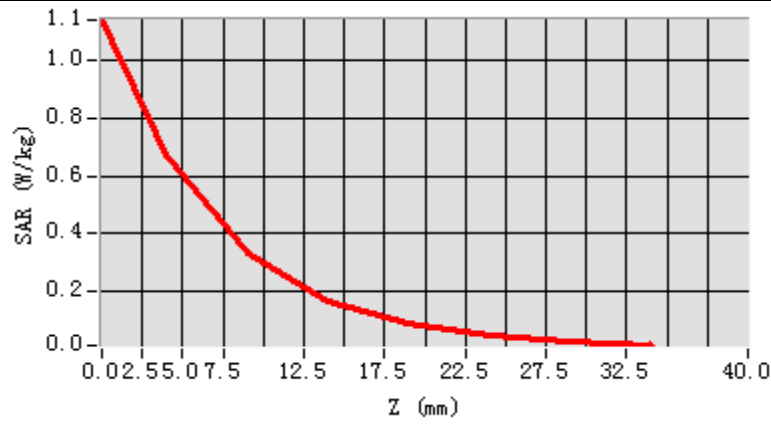


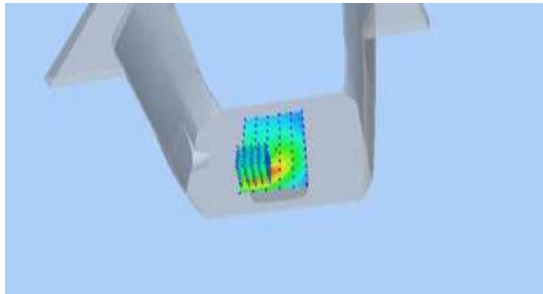
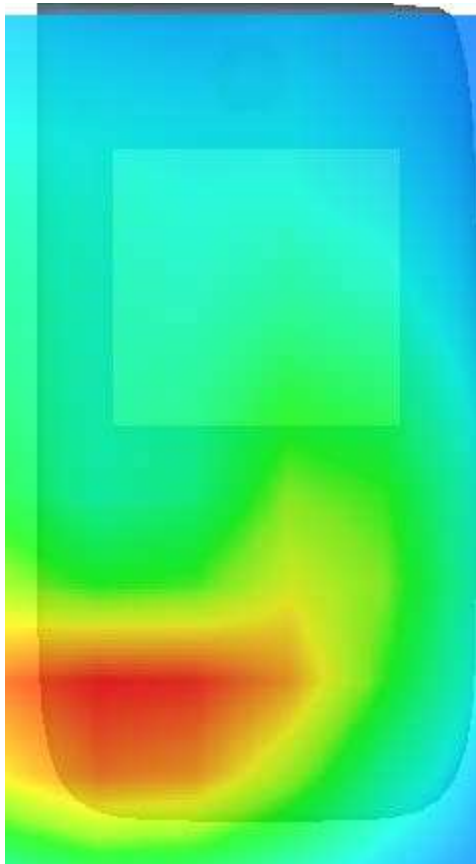
Maximum location: X=-22.00, Y=-45.00

SAR Peak: 0.59 W/kg

SAR 10g (W/Kg)	0.150471
SAR1g (W/Kg)	0.370824

Z (mm)	0.00	4.00	9.00	14.00	19.00	24.00	29.00
SAR (W/Kg)	1.1403	0.6774	0.3349	0.1693	0.0868	0.0454	0.0244



3D screen shot	Hot spot position
	

MEASUREMENT 57

20M-1RB#99

Type: Phone measurement (Complete)

Date of measurement: 28/6/2024

Measurement duration: 7 minutes 52 seconds

C. Experimental conditions.

<u>Area Scan</u>	<u>dx=15mm dy=15mm</u>
<u>ZoomScan</u>	<u>5x5x7, dx=8mm dy=8mm dz=5mm, Complete</u>
<u>Phantom</u>	<u>Right head</u>
<u>Device Position</u>	<u>Tilt</u>
<u>Band</u>	<u>2-N66</u>
<u>Channels</u>	<u>Middle</u>
<u>Signal</u>	<u>NSA (Crest factor: 1.0)</u>

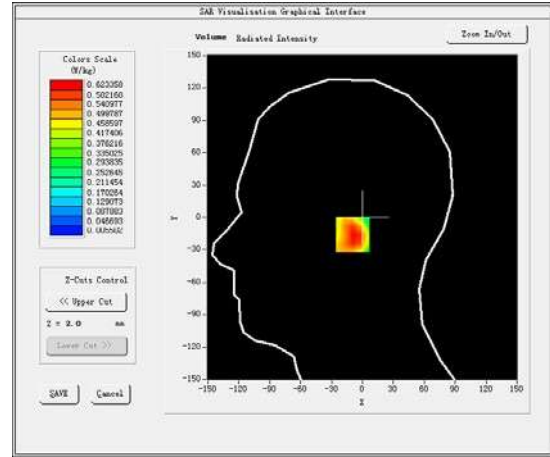
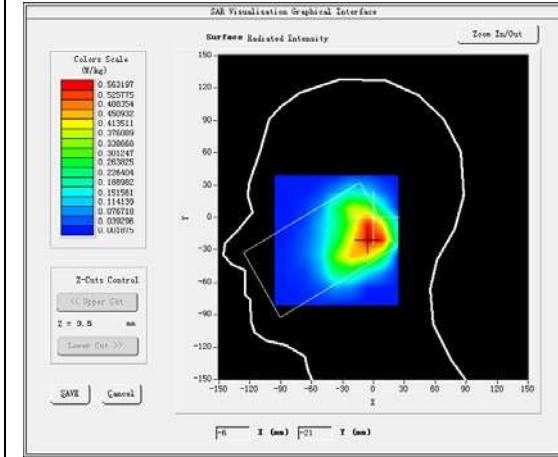
D. SAR Measurement Results

Middle Band SAR (Channel 18900):

Frequency (MHz)	1880.000000
Relative permittivity (real part)	39.029900
Relative permittivity (imaginary part)	12.379100
Conductivity (S/m)	1.341069
Variation (%)	2.200000

SURFACE SAR

VOLUME SAR

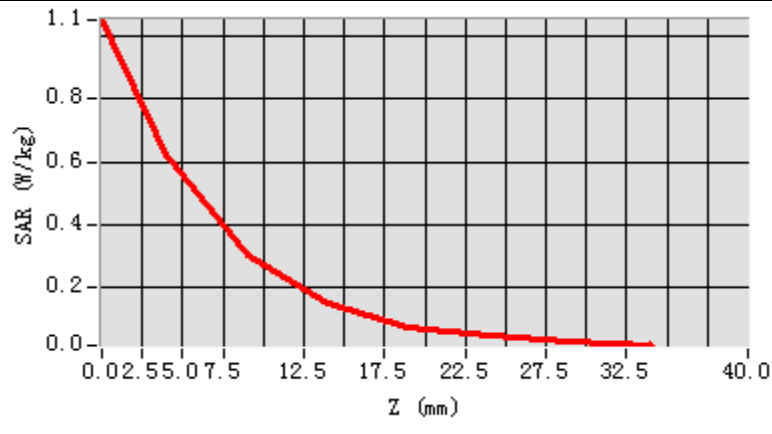


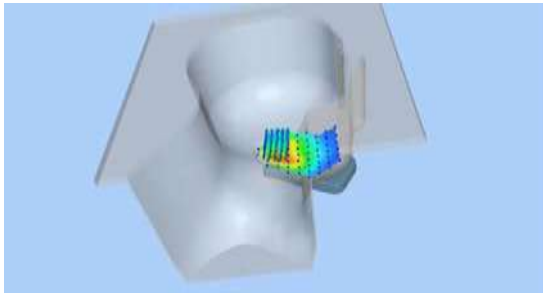
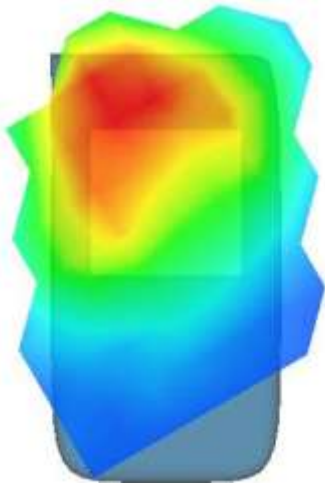
Maximum location: X=-1.00, Y=-16.00

SAR Peak: 1.50 W/kg

SAR 10g (W/Kg)	0.467092
SAR1g (W/Kg)	1.091184

Z (mm)	0.00	4.00	9.00	14.00	19.00	24.00	29.00
SAR (W/Kg)	1.0525	0.6234	0.3059	0.1471	0.0750	0.0454	0.0254



3D screen shot	Hot spot position
	

MEASUREMENT 58

Rear-side-20M-1RB#99-middle

Type: Phone measurement (Complete)

Date of measurement: 28/6/2024

Measurement duration: 6 minutes 53 seconds

A. Experimental conditions.

<u>Area Scan</u>	<u>dx=15mm dy=15mm</u>
<u>ZoomScan</u>	<u>5x5x7, dx=8mm dy=8mm dz=5mm, Complete</u>
<u>Phantom</u>	<u>Validation plane</u>
<u>Device Position</u>	<u>Body</u>
<u>Band</u>	<u>2-N66</u>
<u>Channels</u>	<u>Middle</u>
<u>Signal</u>	<u>NSA (Crest factor: 1.0)</u>

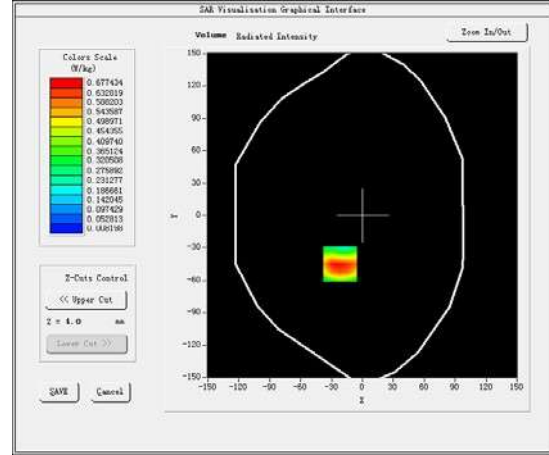
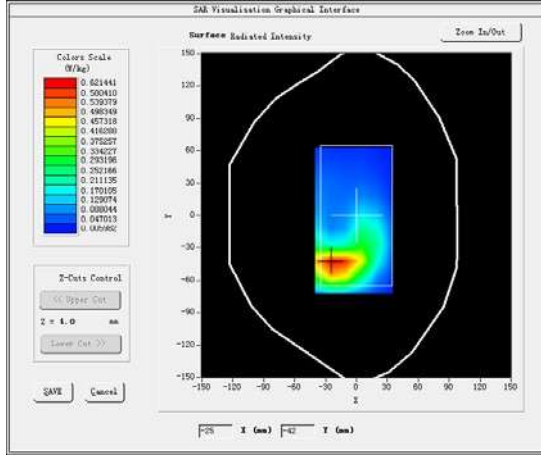
B. SAR Measurement Results

Middle Band SAR (Channel 18900):

Frequency (MHz)	1880.000000
Relative permittivity (real part)	39.029900
Relative permittivity (imaginary part)	12.379100
Conductivity (S/m)	1.341069
Variation (%)	0.410000

SURFACE SAR

VOLUME SAR

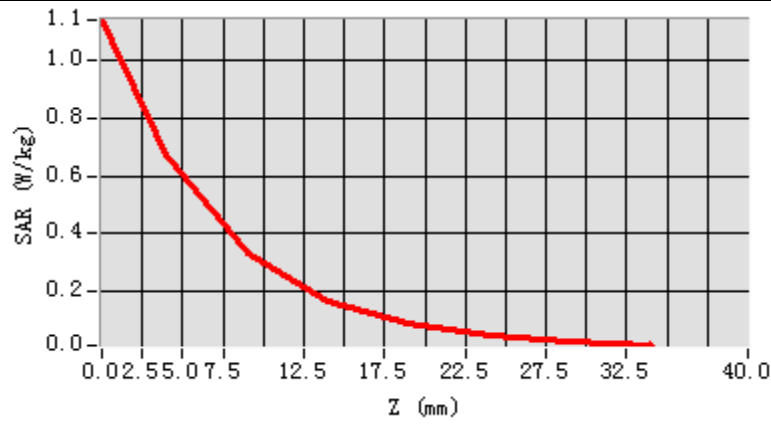


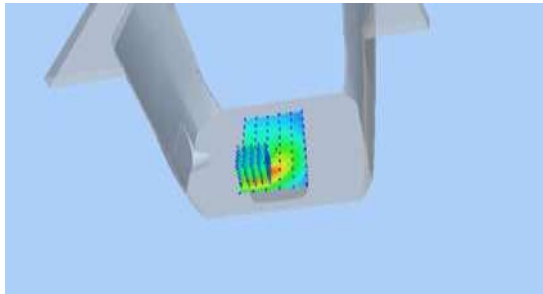
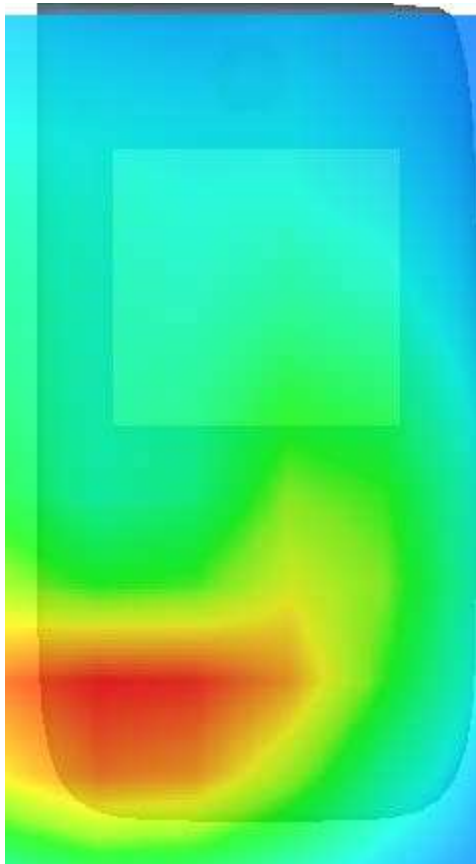
Maximum location: X=-22.00, Y=-45.00

SAR Peak: 0.56 W/kg

SAR 10g (W/Kg)	0.165012
SAR1g (W/Kg)	0.320294

Z (mm)	0.00	4.00	9.00	14.00	19.00	24.00	29.00
SAR (W/Kg)	1.1403	0.6774	0.3349	0.1693	0.0868	0.0454	0.0244



3D screen shot	Hot spot position
	

MEASUREMENT 59

20M-1RB#99

Type: Phone measurement (Complete)

Date of measurement:28/6/2024

Measurement duration: 7 minutes 52 seconds

A. Experimental conditions.

<u>Area Scan</u>	<u>dx=15mm dy=15mm</u>
<u>ZoomScan</u>	<u>5x5x7,dx=8mm dy=8mmdz=5mm,Complete</u>
<u>Phantom</u>	<u>Right head</u>
<u>Device Position</u>	<u>Cheek</u>
<u>Band</u>	<u>2-N78</u>
<u>Channels</u>	<u>Middle</u>
<u>Signal</u>	<u>NSA (Crest factor: 1.0)</u>

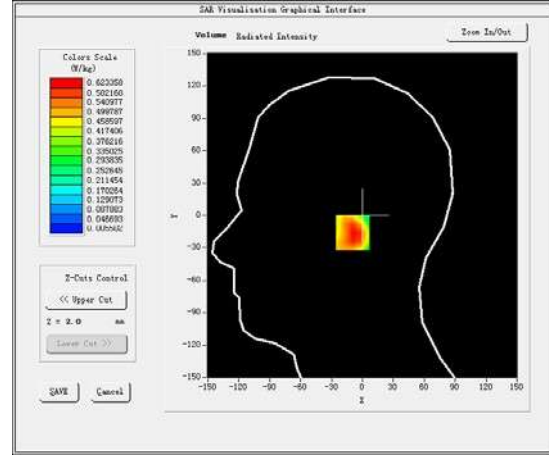
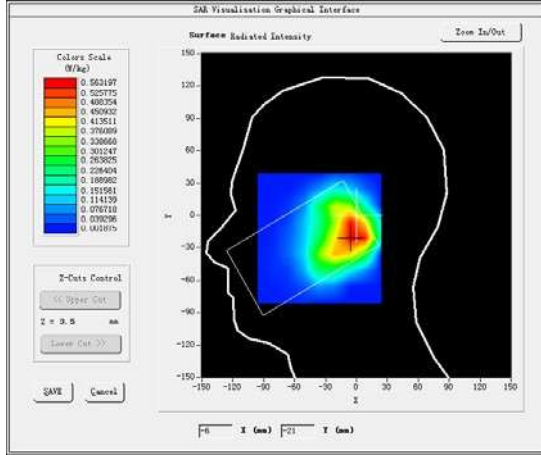
B. SAR MeasurementResults

Middle Band SAR (Channel 18900):

Frequency (MHz)	1880.000000
Relative permittivity (real part)	39.029900
Relative permittivity (imaginary part)	12.379100
Conductivity (S/m)	1.341069
Variation (%)	4.800000

SURFACE SAR

VOLUME SAR

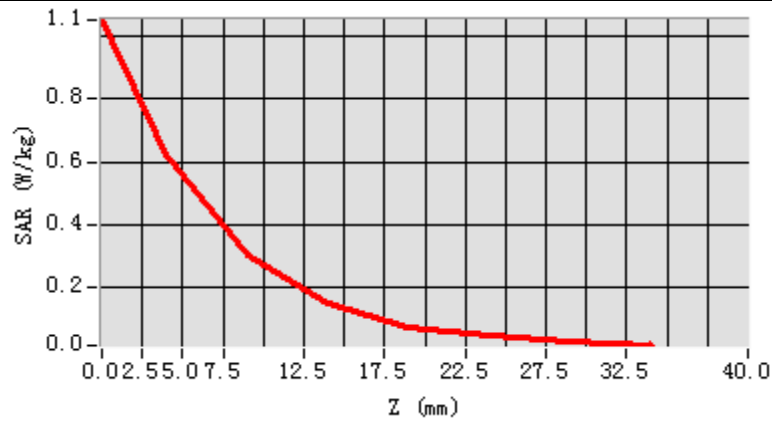


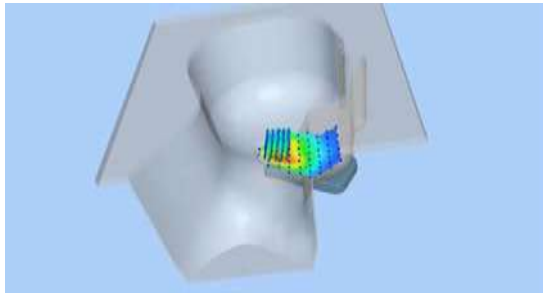
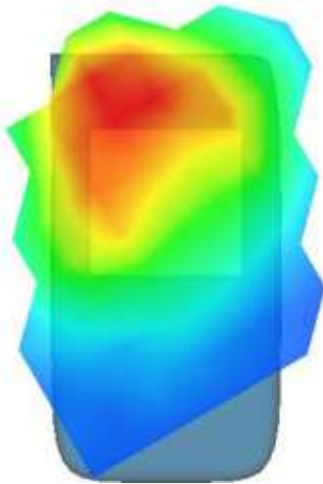
Maximum location: X=-1.00, Y=-16.00

SAR Peak: 0.80 W/kg

SAR 10g (W/Kg)	0.139482
SAR1g (W/Kg)	0.316049

Z (mm)	0.00	4.00	9.00	14.00	19.00	24.00	29.00
SAR (W/Kg)	1.0525	0.6234	0.3059	0.1471	0.0750	0.0454	0.0254



3D screen shot	Hot spot position
	

MEASUREMENT 60

Rear-side-20M-1RB#99-middle

Type: Phone measurement (Complete)

Date of measurement: 28/6/2024

Measurement duration: 6 minutes 53 seconds

A. Experimental conditions.

<u>Area Scan</u>	<u>dx=15mm dy=15mm</u>
<u>ZoomScan</u>	<u>5x5x7, dx=8mm dy=8mm dz=5mm, Complete</u>
<u>Phantom</u>	<u>Validation plane</u>
<u>Device Position</u>	<u>Body</u>
<u>Band</u>	<u>2-N78</u>
<u>Channels</u>	<u>Middle</u>
<u>Signal</u>	<u>NSA (Crest factor: 1.0)</u>

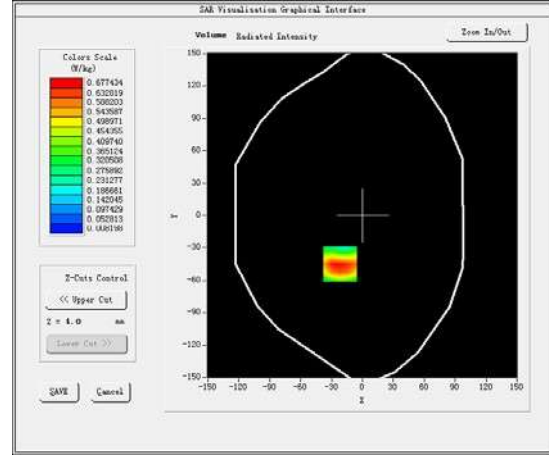
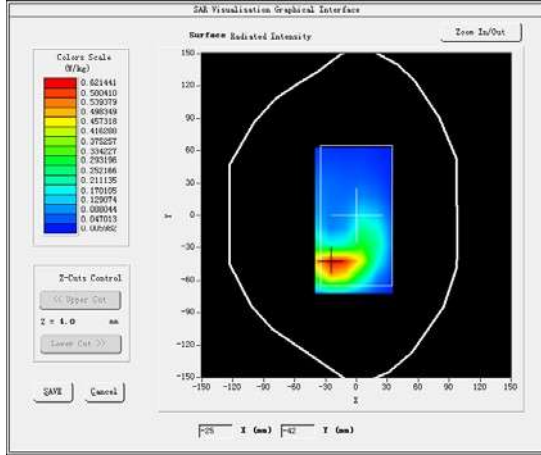
B. SAR Measurement Results

Middle Band SAR (Channel 18900):

Frequency (MHz)	1880.000000
Relative permittivity (real part)	39.029900
Relative permittivity (imaginary part)	12.379100
Conductivity (S/m)	1.341069
Variation (%)	-4.130000

SURFACE SAR

VOLUME SAR

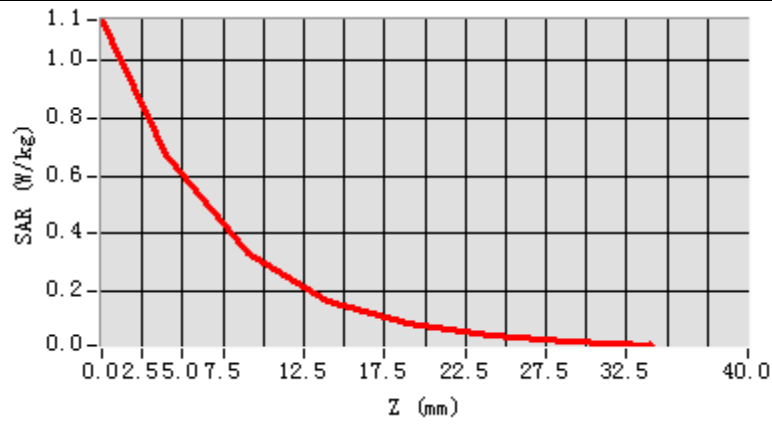


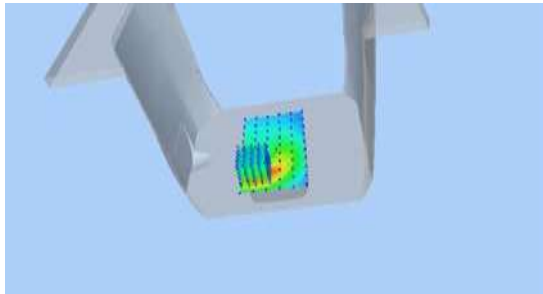
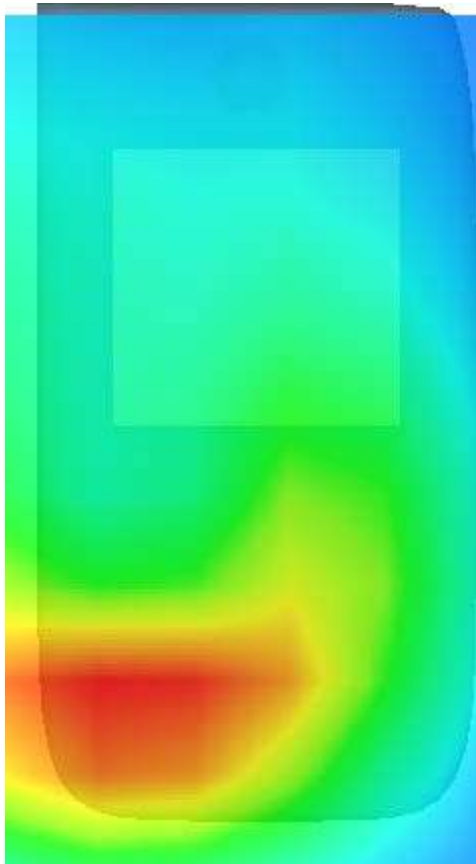
Maximum location: X=-22.00, Y=-45.00

SAR Peak: 0.26 W/kg

SAR 10g (W/Kg)	0.060275
SAR1g (W/Kg)	0.134290

Z (mm)	0.00	4.00	9.00	14.00	19.00	24.00	29.00
SAR (W/Kg)	1.1403	0.6774	0.3349	0.1693	0.0868	0.0454	0.0244



3D screen shot	Hot spot position
	

MEASUREMENT 61

20M-1RB#99

Type: Phone measurement (Complete)

Date of measurement: 28/6/2024

Measurement duration: 7 minutes 52 seconds

C. Experimental conditions.

<u>Area Scan</u>	<u>dx=15mm dy=15mm</u>
<u>ZoomScan</u>	<u>5x5x7, dx=8mm dy=8mm dz=5mm, Complete</u>
<u>Phantom</u>	<u>Right head</u>
<u>Device Position</u>	<u>Tilt</u>
<u>Band</u>	<u>4-N7</u>
<u>Channels</u>	<u>Middle</u>
<u>Signal</u>	<u>NSA (Crest factor: 1.0)</u>

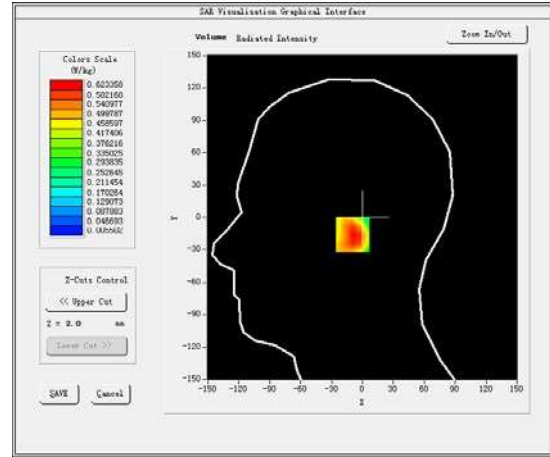
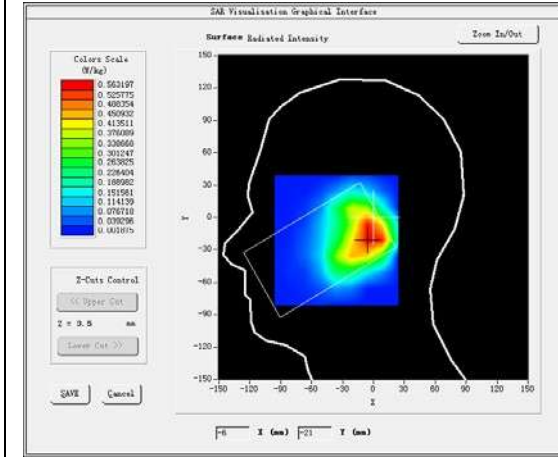
D. SAR Measurement Results

Middle Band SAR (Channel 20175):

Frequency (MHz)	1732.500000
Relative permittivity (real part)	39.029900
Relative permittivity (imaginary part)	12.379100
Conductivity (S/m)	1.341069
Variation (%)	4.540000

SURFACE SAR

VOLUME SAR

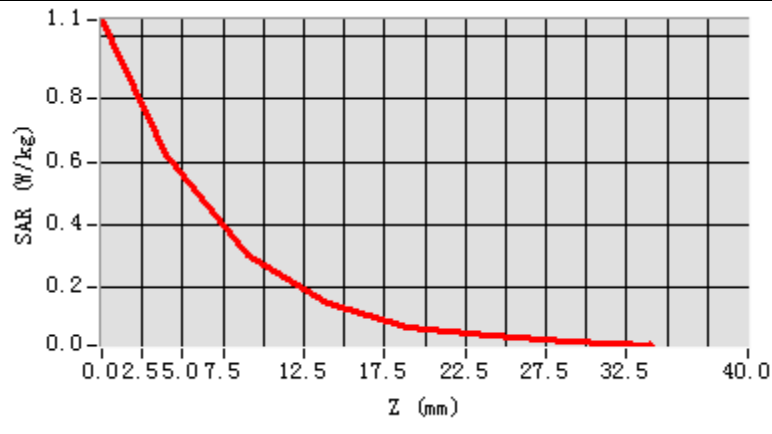


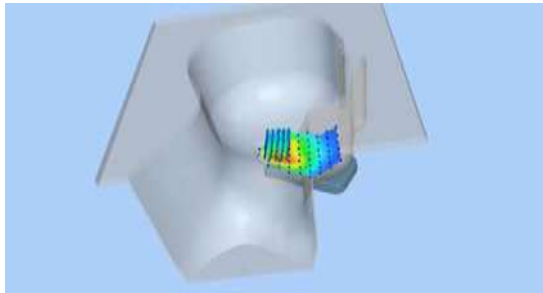
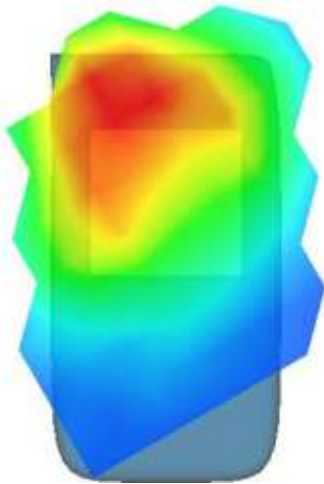
Maximum location: X=-1.00, Y=-16.00

SAR Peak: 0.50 W/kg

SAR 10g (W/Kg)	0.143066
SAR1g (W/Kg)	0.346129

Z (mm)	0.00	4.00	9.00	14.00	19.00	24.00	29.00
SAR (W/Kg)	1.0525	0.6234	0.3059	0.1471	0.0750	0.0454	0.0254



3D screen shot	Hot spot position
	

MEASUREMENT 62

Rear-side-20M-1RB#99-middle

Type: Phone measurement (Complete)

Date of measurement: 28/6/2024

Measurement duration: 6 minutes 53 seconds

A. Experimental conditions.

<u>Area Scan</u>	<u>dx=15mm dy=15mm</u>
<u>ZoomScan</u>	<u>5x5x7,dx=8mm dy=8mmdz=5mm,Complete</u>
<u>Phantom</u>	<u>Validation plane</u>
<u>Device Position</u>	<u>Body</u>
<u>Band</u>	<u>4-N7</u>
<u>Channels</u>	<u>Middle</u>
<u>Signal</u>	<u>NSA (Crest factor: 1.0)</u>

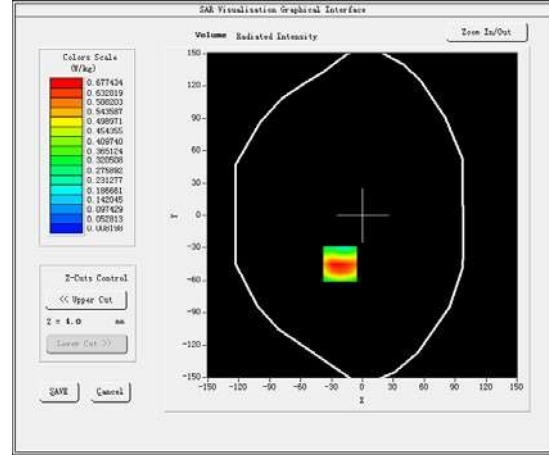
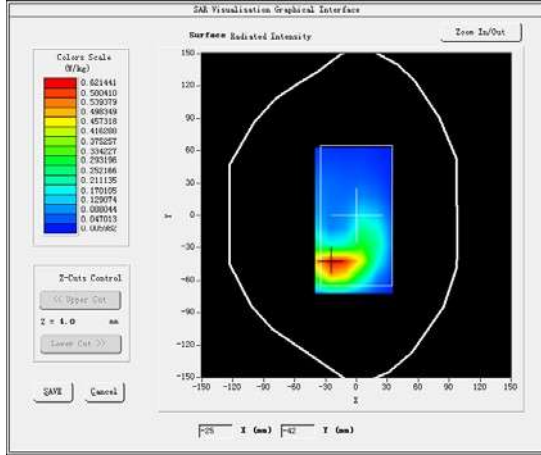
B. SAR MeasurementResults

Middle Band SAR (Channel 20175):

Frequency (MHz)	1732.500000
Relative permittivity (real part)	39.029900
Relative permittivity (imaginary part)	12.379100
Conductivity (S/m)	1.341069
Variation (%)	1.390000

SURFACE SAR

VOLUME SAR

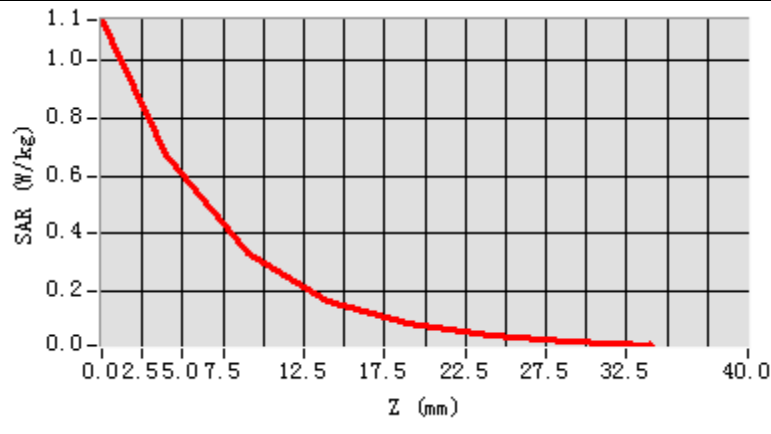


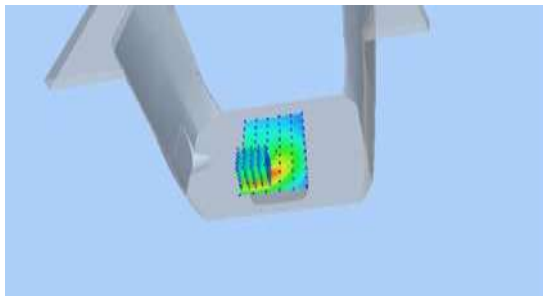
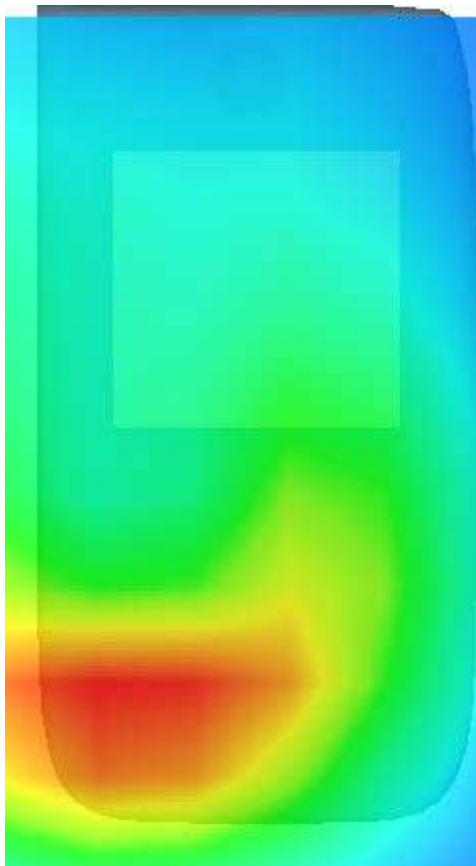
Maximum location: X=-22.00, Y=-45.00

SAR Peak: 0.27 W/kg

SAR 10g (W/Kg)	0.063194
SAR1g (W/Kg)	0.158742

Z (mm)	0.00	4.00	9.00	14.00	19.00	24.00	29.00
SAR (W/Kg)	1.1403	0.6774	0.3349	0.1693	0.0868	0.0454	0.0244



3D screen shot	Hot spot position
	

MEASUREMENT 63

20M-1RB#99

Type: Phone measurement (Complete)

Date of measurement: 28/6/2024

Measurement duration: 7 minutes 52 seconds

E. Experimental conditions.

<u>Area Scan</u>	<u>dx=15mm dy=15mm</u>
<u>ZoomScan</u>	<u>5x5x7, dx=8mm dy=8mm dz=5mm, Complete</u>
<u>Phantom</u>	<u>Right head</u>
<u>Device Position</u>	<u>Cheek</u>
<u>Band</u>	<u>4-N38</u>
<u>Channels</u>	<u>Middle</u>
<u>Signal</u>	<u>NSA (Crest factor: 1.0)</u>

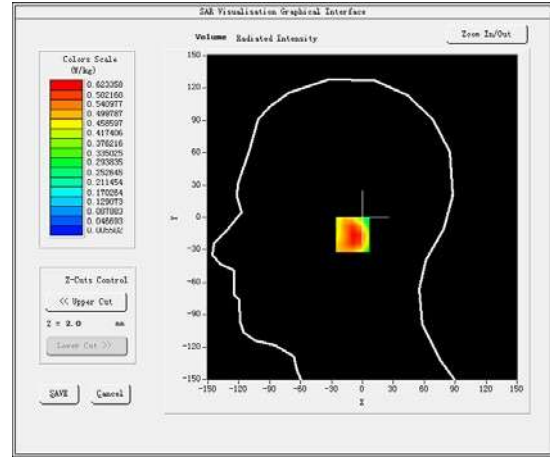
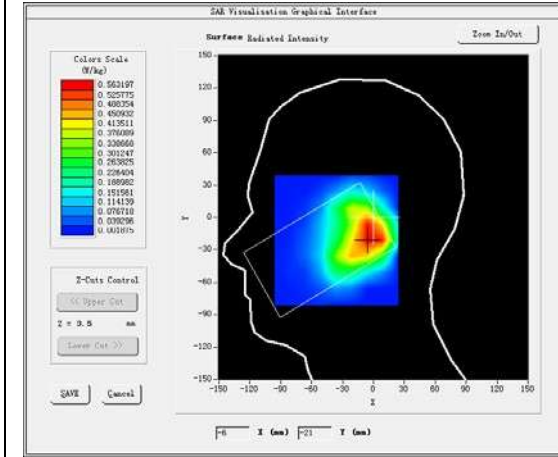
F. SAR Measurement Results

Middle Band SAR (Channel 20175):

Frequency (MHz)	1732.500000
Relative permittivity (real part)	39.029900
Relative permittivity (imaginary part)	12.379100
Conductivity (S/m)	1.341069
Variation (%)	-4.350000

SURFACE SAR

VOLUME SAR

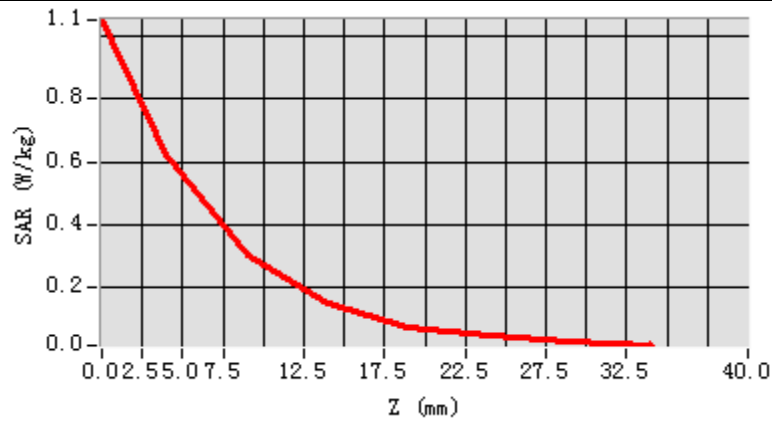




Maximum location: X=-1.00, Y=-16.00

SAR Peak: 0.53 W/kg

SAR 10g (W/Kg)	0.128501
SAR1g (W/Kg)	0.317642

Z (mm)	0.00	4.00	9.00	14.00	19.00	24.00	29.00
SAR (W/Kg)	1.0525	0.6234	0.3059	0.1471	0.0750	0.0454	0.0254



3D screen shot	Hot spot position
	

MEASUREMENT 64

Rear-side-20M-1RB#99-middle

Type: Phone measurement (Complete)

Date of measurement: 28/6/2024

Measurement duration: 6 minutes 53 seconds

C. Experimental conditions.

<u>Area Scan</u>	<u>dx=15mm dy=15mm</u>
<u>ZoomScan</u>	<u>5x5x7, dx=8mm dy=8mm dz=5mm, Complete</u>
<u>Phantom</u>	<u>Validation plane</u>
<u>Device Position</u>	<u>Body</u>
<u>Band</u>	<u>4-N38</u>
<u>Channels</u>	<u>Middle</u>
<u>Signal</u>	<u>NSA (Crest factor: 1.0)</u>

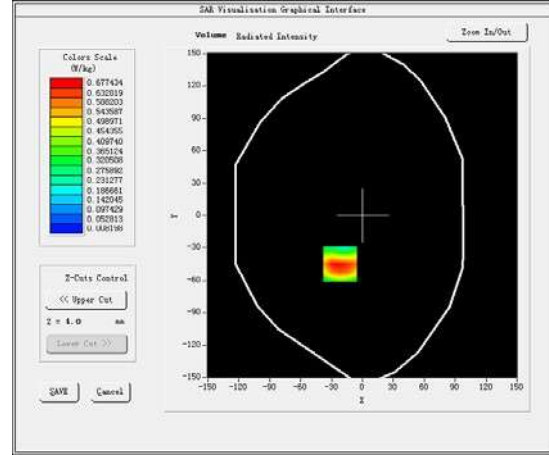
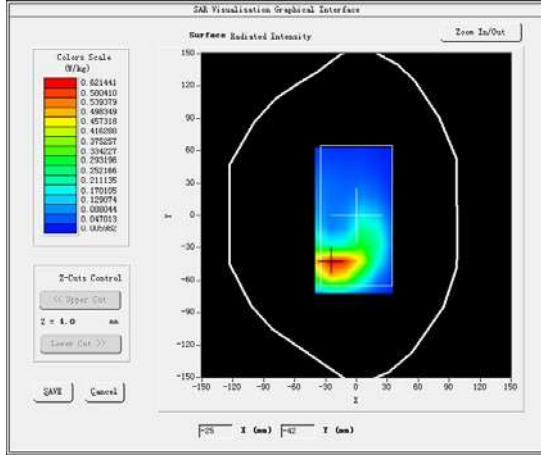
D. SAR Measurement Results

Middle Band SAR (Channel 20175):

Frequency (MHz)	1732.500000
Relative permittivity (real part)	39.029900
Relative permittivity (imaginary part)	12.379100
Conductivity (S/m)	1.341069
Variation (%)	-3.490000

SURFACE SAR

VOLUME SAR

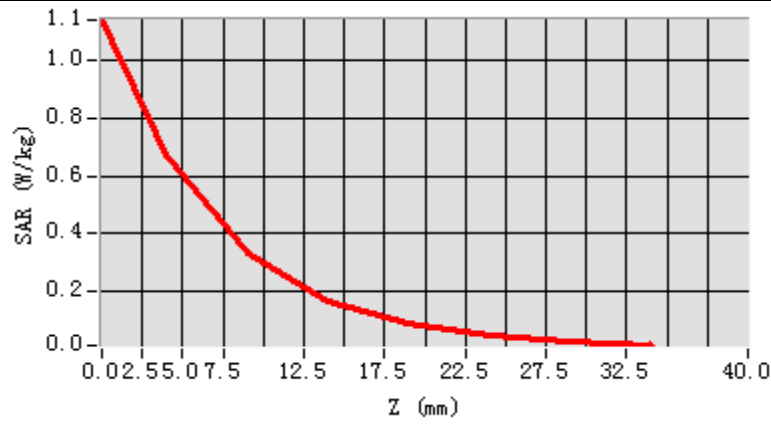


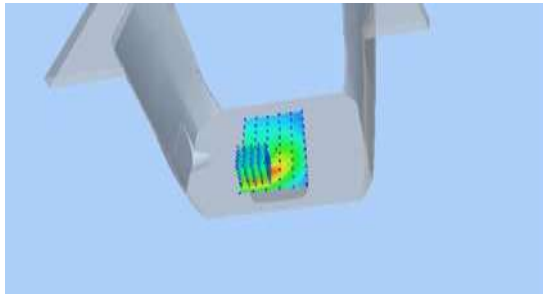
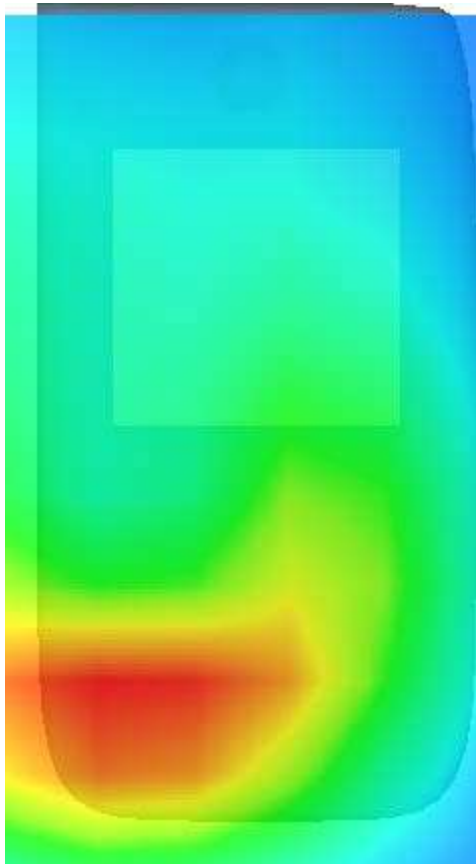
Maximum location: X=-22.00, Y=-45.00

SAR Peak: 0.27 W/kg

SAR 10g (W/Kg)	0.095480
SAR1g (W/Kg)	0.221473

Z (mm)	0.00	4.00	9.00	14.00	19.00	24.00	29.00
SAR (W/Kg)	1.1403	0.6774	0.3349	0.1693	0.0868	0.0454	0.0244



3D screen shot	Hot spot position
	

MEASUREMENT 65

20M-1RB#99

Type: Phone measurement (Complete)

Date of measurement: 28/6/2024

Measurement duration: 7 minutes 52 seconds

G. Experimental conditions.

<u>Area Scan</u>	<u>dx=15mm dy=15mm</u>
<u>ZoomScan</u>	<u>5x5x7,dx=8mm dy=8mmdz=5mm,Complete</u>
<u>Phantom</u>	<u>Left head</u>
<u>Device Position</u>	<u>Cheek</u>
<u>Band</u>	<u>4-N41</u>
<u>Channels</u>	<u>Middle</u>
<u>Signal</u>	<u>NSA (Crest factor: 1.0)</u>

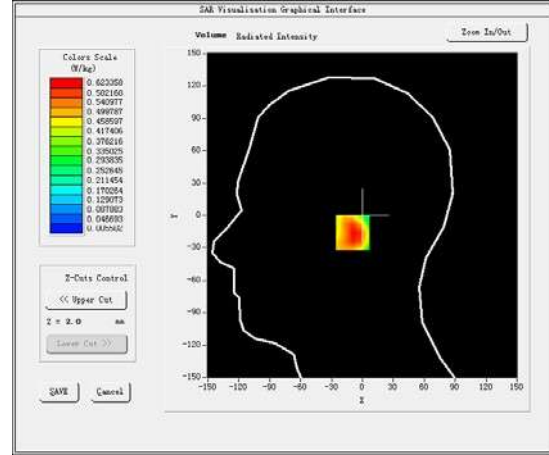
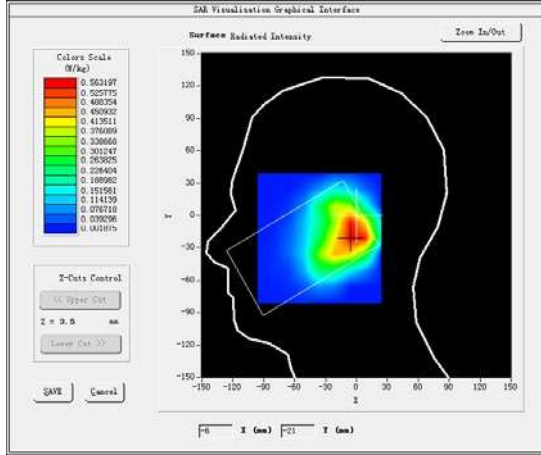
H. SAR Measurement Results

Middle Band SAR (Channel 20175):

Frequency (MHz)	1732.500000
Relative permittivity (real part)	39.029900
Relative permittivity (imaginary part)	12.379100
Conductivity (S/m)	1.341069
Variation (%)	4.880000

SURFACE SAR

VOLUME SAR

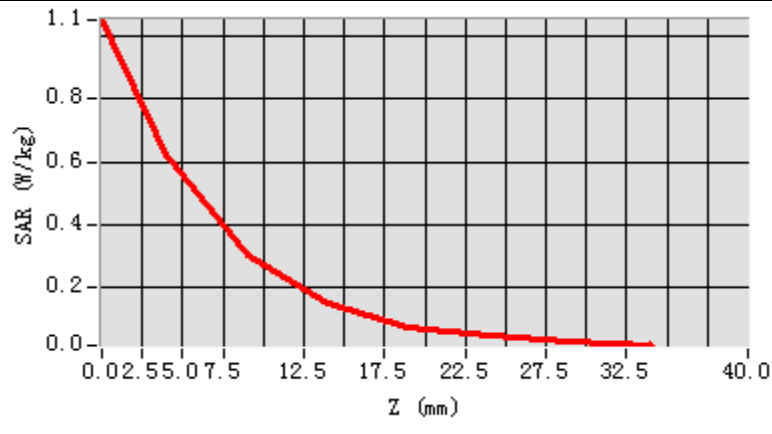




Maximum location: X=-1.00, Y=-16.00

SAR Peak: 0.29 W/kg

SAR 10g (W/Kg)	0.083714
SAR1g (W/Kg)	0.232196

Z (mm)	0.00	4.00	9.00	14.00	19.00	24.00	29.00
SAR (W/Kg)	1.0525	0.6234	0.3059	0.1471	0.0750	0.0454	0.0254



3D screen shot	Hot spot position
	

MEASUREMENT 66

Rear-side-20M-1RB#99-middle

Type: Phone measurement (Complete)

Date of measurement: 28/6/2024

Measurement duration: 6 minutes 53 seconds

E. Experimental conditions.

<u>Area Scan</u>	<u>dx=15mm dy=15mm</u>
<u>ZoomScan</u>	<u>5x5x7, dx=8mm dy=8mm dz=5mm, Complete</u>
<u>Phantom</u>	<u>Validation plane</u>
<u>Device Position</u>	<u>Body</u>
<u>Band</u>	<u>4-N41</u>
<u>Channels</u>	<u>Middle</u>
<u>Signal</u>	<u>NSA (Crest factor: 1.0)</u>

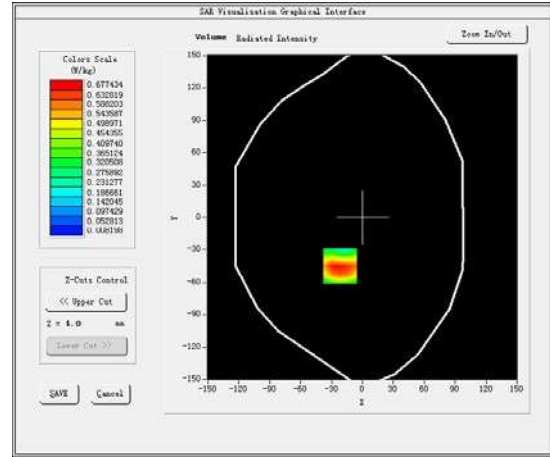
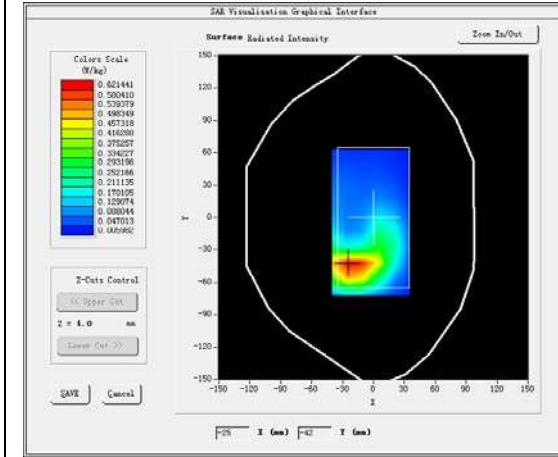
F. SAR Measurement Results

Middle Band SAR (Channel 20175):

Frequency (MHz)	1732.500000
Relative permittivity (real part)	39.029900
Relative permittivity (imaginary part)	12.379100
Conductivity (S/m)	1.341069
Variation (%)	-3.870000

SURFACE SAR

VOLUME SAR

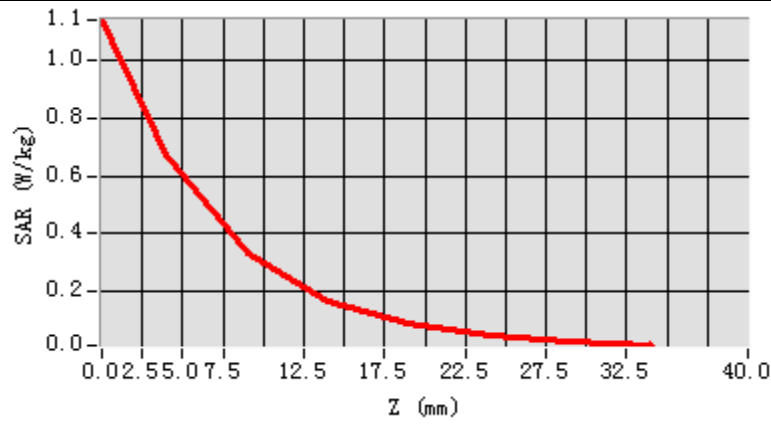


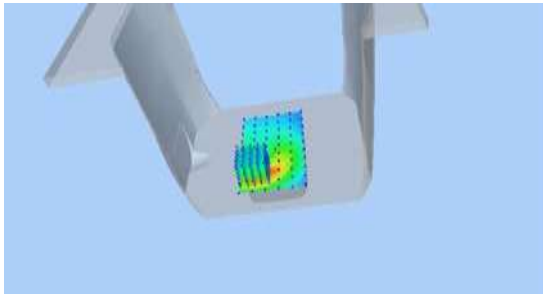
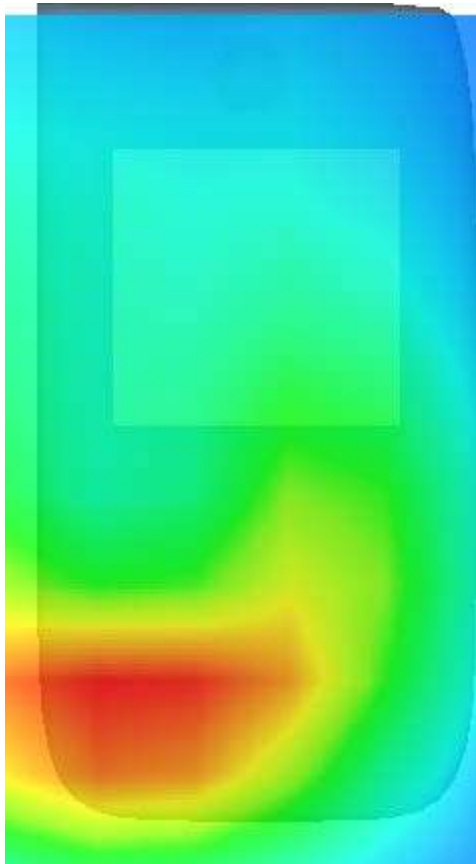
Maximum location: X=-22.00, Y=-45.00

SAR Peak: 0.31 W/kg

SAR 10g (W/Kg)	0.079248
SAR1g (W/Kg)	0.171416

Z (mm)	0.00	4.00	9.00	14.00	19.00	24.00	29.00
SAR (W/Kg)	1.1403	0.6774	0.3349	0.1693	0.0868	0.0454	0.0244



3D screen shot	Hot spot position
	

MEASUREMENT 67

20M-1RB#99

Type: Phone measurement (Complete)

Date of measurement: 28/6/2024

Measurement duration: 7 minutes 52 seconds

A. Experimental conditions.

<u>Area Scan</u>	<u>dx=15mm dy=15mm</u>
<u>ZoomScan</u>	<u>5x5x7,dx=8mm dy=8mmdz=5mm,Complete</u>
<u>Phantom</u>	<u>Right head</u>
<u>Device Position</u>	<u>Cheek</u>
<u>Band</u>	<u>4-N78</u>
<u>Channels</u>	<u>Middle</u>
<u>Signal</u>	<u>NSA (Crest factor: 1.0)</u>

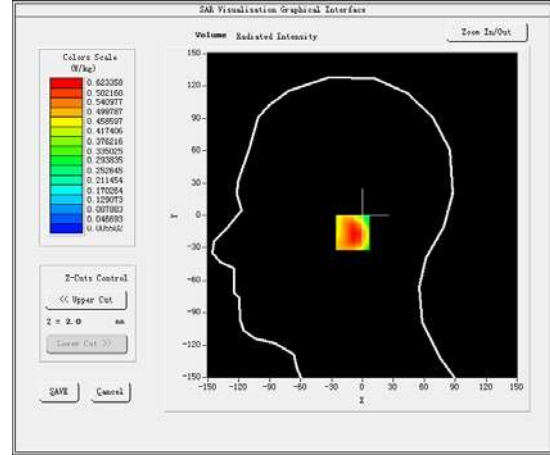
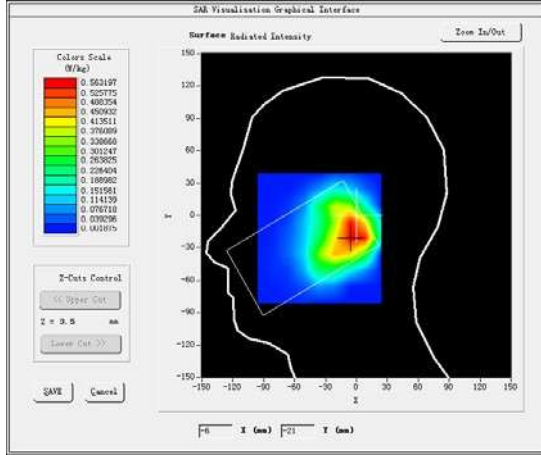
B. SAR Measurement Results

Middle Band SAR (Channel 20175):

Frequency (MHz)	1732.500000
Relative permittivity (real part)	39.029900
Relative permittivity (imaginary part)	12.379100
Conductivity (S/m)	1.341069
Variation (%)	1.790000

SURFACE SAR

VOLUME SAR

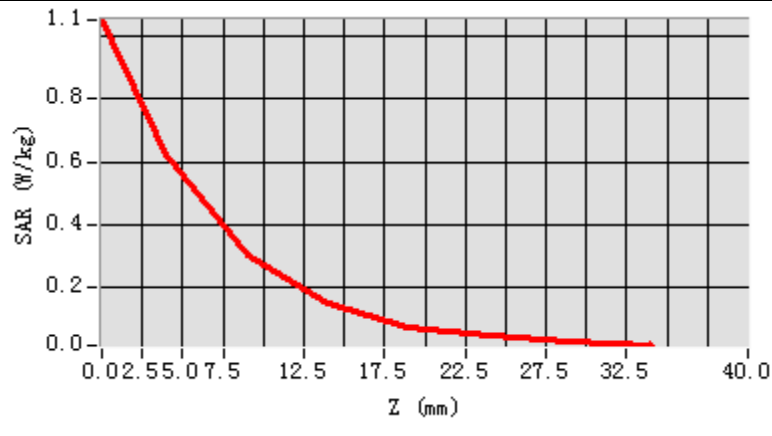


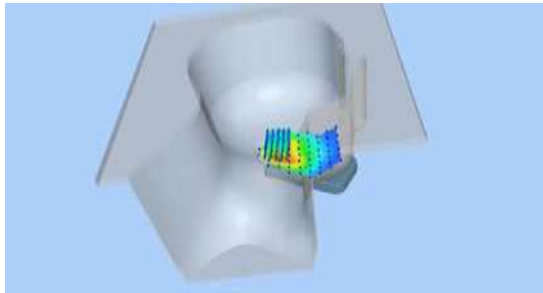
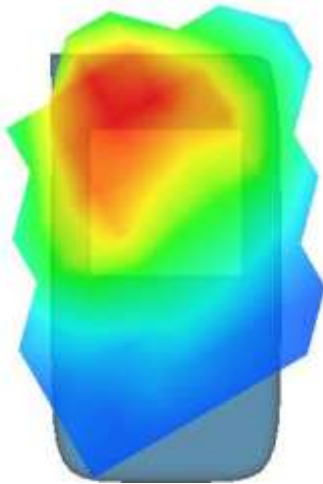
Maximum location: X=-1.00, Y=-16.00

SAR Peak: 0.48 W/kg

SAR 10g (W/Kg)	0.143015
SAR1g (W/Kg)	0.347281

Z (mm)	0.00	4.00	9.00	14.00	19.00	24.00	29.00
SAR (W/Kg)	1.0525	0.6234	0.3059	0.1471	0.0750	0.0454	0.0254



3D screen shot	Hot spot position
	

MEASUREMENT 68

Rear-side-20M-1RB#99-middle

Type: Phone measurement (Complete)

Date of measurement:28/6/2024

Measurement duration: 6 minutes 53 seconds

A. Experimental conditions.

<u>Area Scan</u>	<u>dx=15mm dy=15mm</u>
<u>ZoomScan</u>	<u>5x5x7,dx=8mm dy=8mmdz=5mm,Complete</u>
<u>Phantom</u>	<u>Validation plane</u>
<u>Device Position</u>	<u>Body</u>
<u>Band</u>	<u>4-N78</u>
<u>Channels</u>	<u>Middle</u>
<u>Signal</u>	<u>NSA (Crest factor: 1.0)</u>

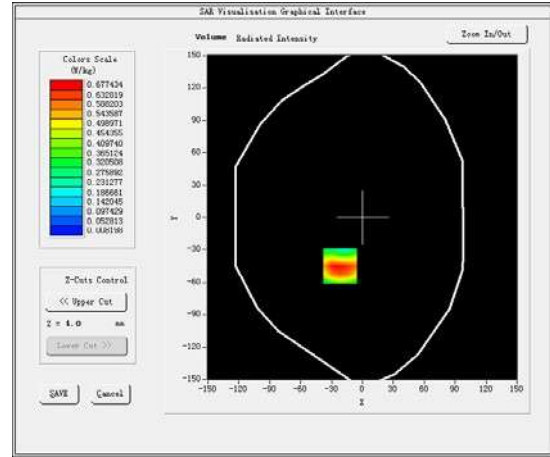
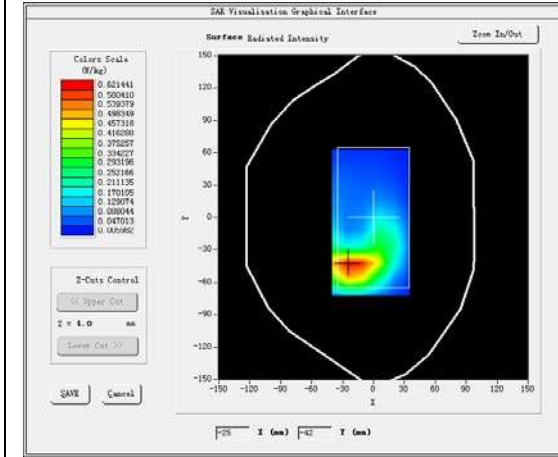
B. SAR MeasurementResults

Middle Band SAR (Channel 20175):

Frequency (MHz)	1732.500000
Relative permittivity (real part)	39.029900
Relative permittivity (imaginary part)	12.379100
Conductivity (S/m)	1.341069
Variation (%)	-4.650000

SURFACE SAR

VOLUME SAR

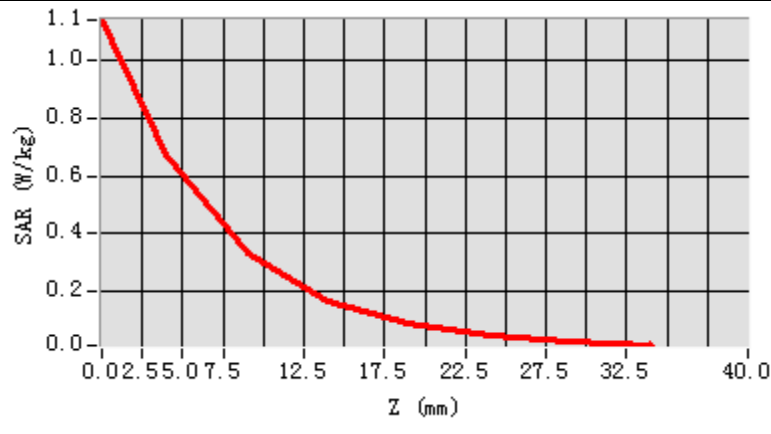


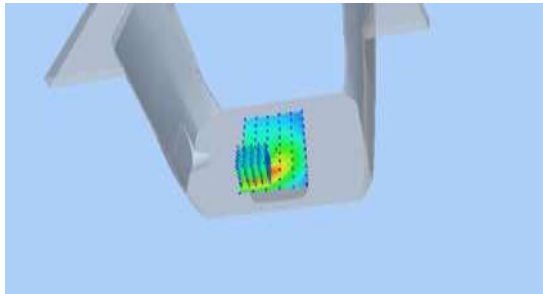
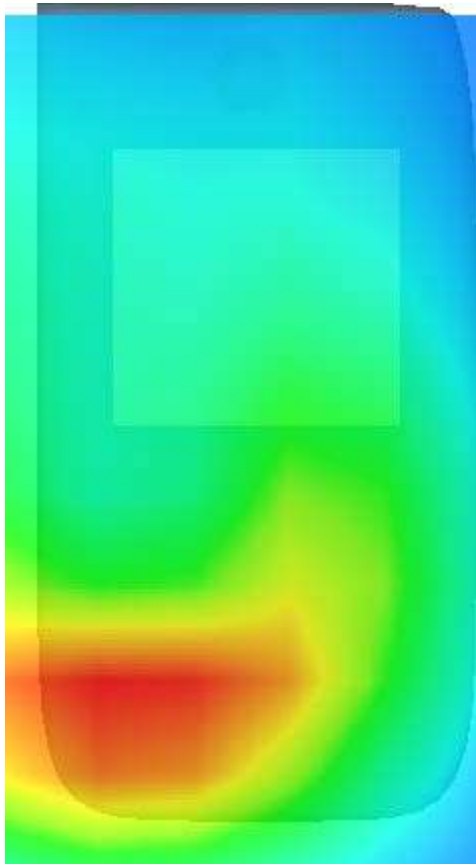
Maximum location: X=-22.00, Y=-45.00

SAR Peak: 0.29 W/kg

SAR 10g (W/Kg)	0.064278
SAR1g (W/Kg)	0.139581

Z (mm)	0.00	4.00	9.00	14.00	19.00	24.00	29.00
SAR (W/Kg)	1.1403	0.6774	0.3349	0.1693	0.0868	0.0454	0.0244



3D screen shot	Hot spot position
	

MEASUREMENT 69

20M-1RB#99

Type: Phone measurement (Complete)

Date of measurement: 28/6/2024

Measurement duration: 7 minutes 52 seconds

C. Experimental conditions.

<u>Area Scan</u>	<u>dx=15mm dy=15mm</u>
<u>ZoomScan</u>	<u>5x5x7, dx=8mm dy=8mm dz=5mm, Complete</u>
<u>Phantom</u>	<u>Right head</u>
<u>Device Position</u>	<u>Tilt</u>
<u>Band</u>	<u>5-N7</u>
<u>Channels</u>	<u>Middle</u>
<u>Signal</u>	<u>NSA (Crest factor: 1.0)</u>

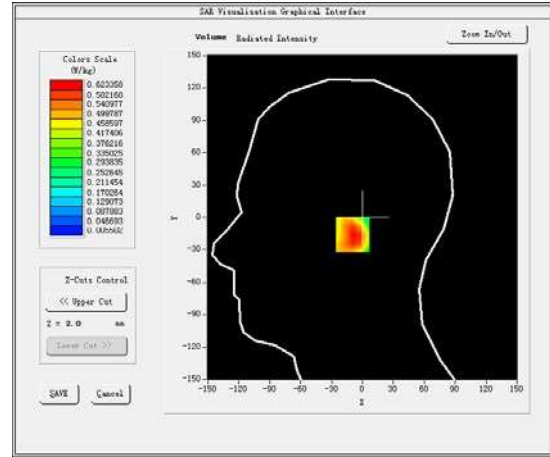
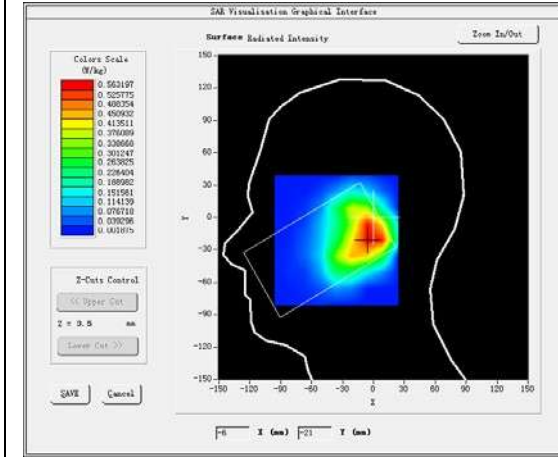
D. SAR Measurement Results

Middle Band SAR (Channel 20525):

Frequency (MHz)	836.500000
Relative permittivity (real part)	39.029900
Relative permittivity (imaginary part)	12.379100
Conductivity (S/m)	1.341069
Variation (%)	-0.200000

SURFACE SAR

VOLUME SAR

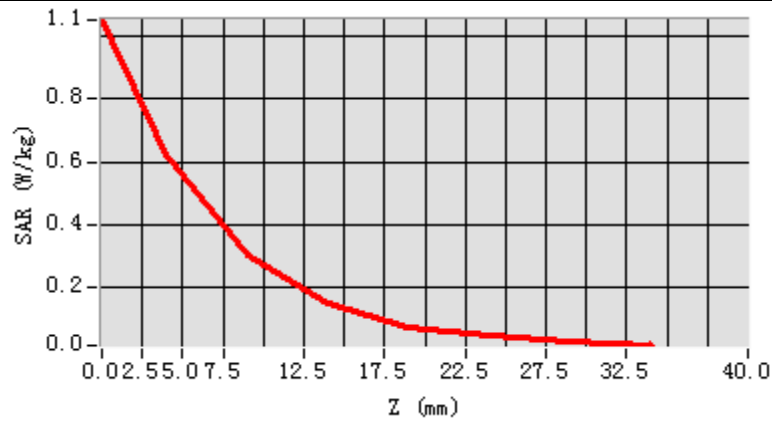


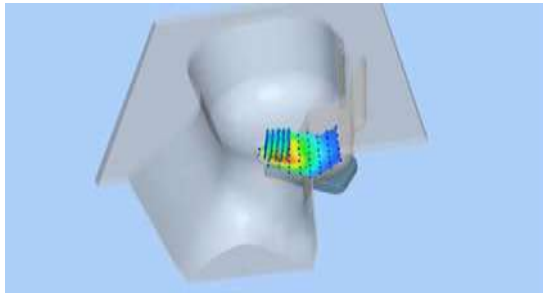
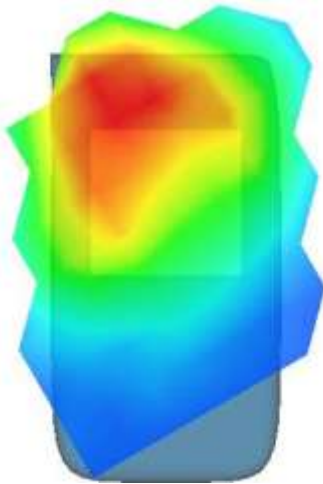
Maximum location: X=-1.00, Y=-16.00

SAR Peak: 0.32 W/kg

SAR 10g (W/Kg)	0.079437
SAR1g (W/Kg)	0.191415

Z (mm)	0.00	4.00	9.00	14.00	19.00	24.00	29.00
SAR (W/Kg)	1.0525	0.6234	0.3059	0.1471	0.0750	0.0454	0.0254



3D screen shot	Hot spot position
	

MEASUREMENT 70

Rear-side-20M-1RB#99-middle

Type: Phone measurement (Complete)

Date of measurement: 28/6/2024

Measurement duration: 6 minutes 53 seconds

C. Experimental conditions.

<u>Area Scan</u>	<u>dx=15mm dy=15mm</u>
<u>ZoomScan</u>	<u>5x5x7, dx=8mm dy=8mm dz=5mm, Complete</u>
<u>Phantom</u>	<u>Validation plane</u>
<u>Device Position</u>	<u>Body</u>
<u>Band</u>	<u>5-N7</u>
<u>Channels</u>	<u>Middle</u>
<u>Signal</u>	<u>NSA (Crest factor: 1.0)</u>

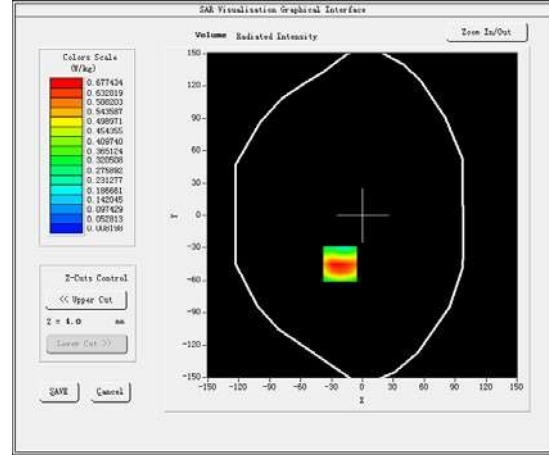
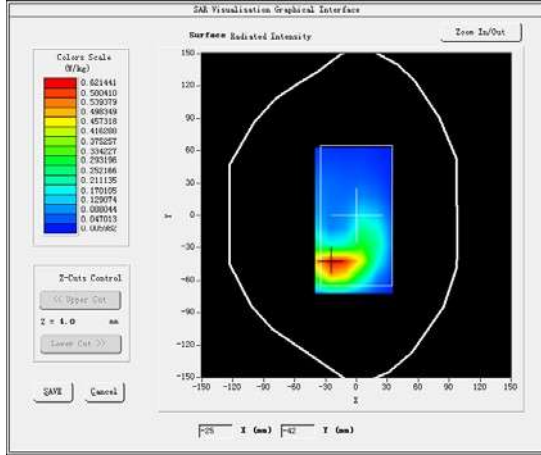
D. SAR Measurement Results

Middle Band SAR (Channel 20525):

Frequency (MHz)	836.500000
Relative permittivity (real part)	39.029900
Relative permittivity (imaginary part)	12.379100
Conductivity (S/m)	1.341069
Variation (%)	4.620000

SURFACE SAR

VOLUME SAR

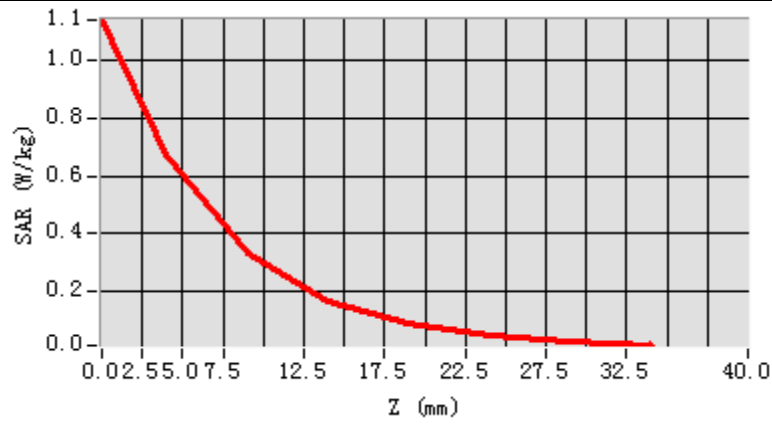


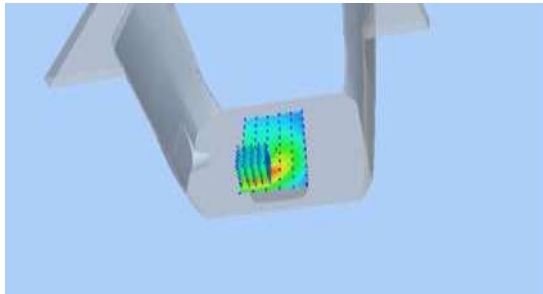
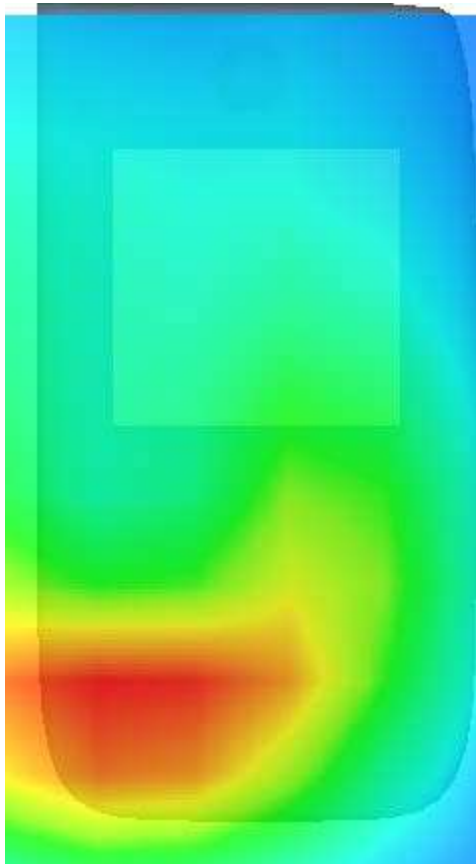
Maximum location: X=-22.00, Y=-45.00

SAR Peak: 0.56 W/kg

SAR 10g (W/Kg)	0.019315
SAR1g (W/Kg)	0.051492

Z (mm)	0.00	4.00	9.00	14.00	19.00	24.00	29.00
SAR (W/Kg)	1.1403	0.6774	0.3349	0.1693	0.0868	0.0454	0.0244



3D screen shot	Hot spot position
	

MEASUREMENT 71

20M-1RB#99

Type: Phone measurement (Complete)

Date of measurement: 28/6/2024

Measurement duration: 7 minutes 52 seconds

A. Experimental conditions.

<u>Area Scan</u>	<u>dx=15mm dy=15mm</u>
<u>ZoomScan</u>	<u>5x5x7, dx=8mm dy=8mm dz=5mm, Complete</u>
<u>Phantom</u>	<u>Right head</u>
<u>Device Position</u>	<u>Tilt</u>
<u>Band</u>	<u>5-N38</u>
<u>Channels</u>	<u>Middle</u>
<u>Signal</u>	<u>NSA (Crest factor: 1.0)</u>

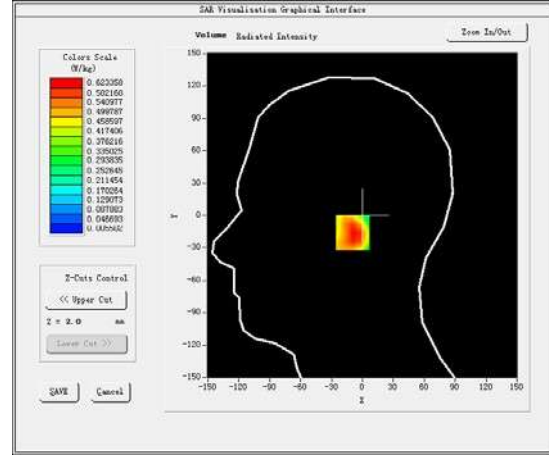
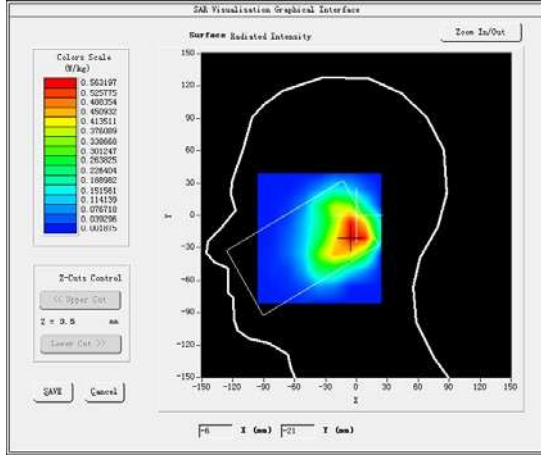
B. SAR Measurement Results

Middle Band SAR (Channel 20525):

Frequency (MHz)	836.500000
Relative permittivity (real part)	39.029900
Relative permittivity (imaginary part)	12.379100
Conductivity (S/m)	1.341069
Variation (%)	-0.660000

SURFACE SAR

VOLUME SAR

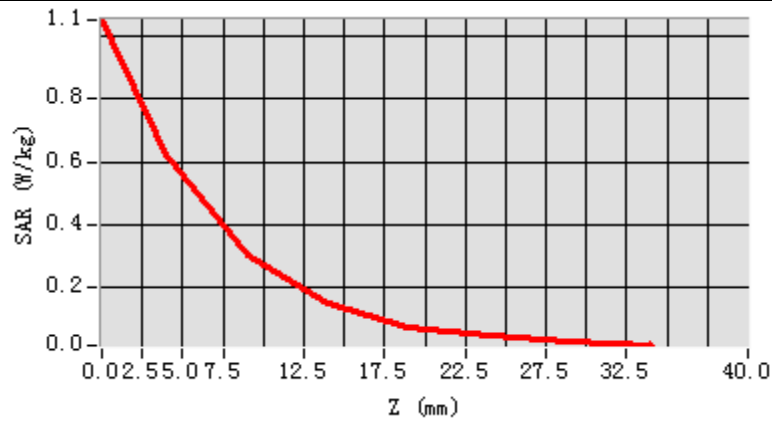


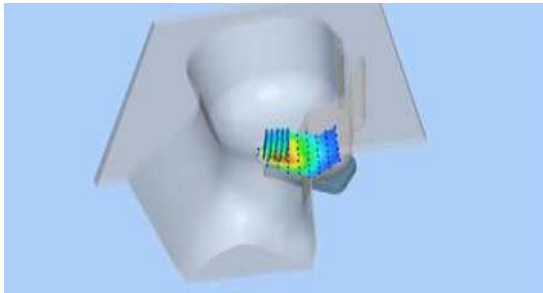
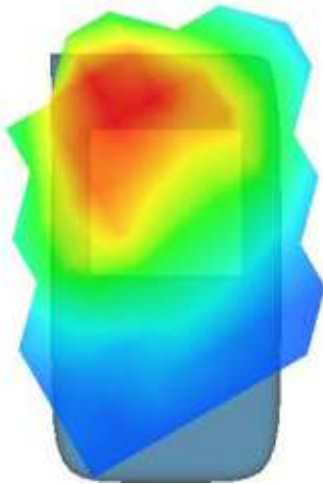
Maximum location: X=-1.00, Y=-16.00

SAR Peak: 0.40 W/kg

SAR 10g (W/Kg)	0.067360
SAR1g (W/Kg)	0.162162

Z (mm)	0.00	4.00	9.00	14.00	19.00	24.00	29.00
SAR (W/Kg)	1.0525	0.6234	0.3059	0.1471	0.0750	0.0454	0.0254



3D screen shot	Hot spot position
	

MEASUREMENT 72

Rear-side-20M-1RB#99-middle

Type: Phone measurement (Complete)

Date of measurement: 28/6/2024

Measurement duration: 6 minutes 53 seconds

A. Experimental conditions.

<u>Area Scan</u>	<u>dx=15mm dy=15mm</u>
<u>ZoomScan</u>	<u>5x5x7, dx=8mm dy=8mm dz=5mm, Complete</u>
<u>Phantom</u>	<u>Validation plane</u>
<u>Device Position</u>	<u>Body</u>
<u>Band</u>	<u>5-N38</u>
<u>Channels</u>	<u>Middle</u>
<u>Signal</u>	<u>NSA (Crest factor: 1.0)</u>

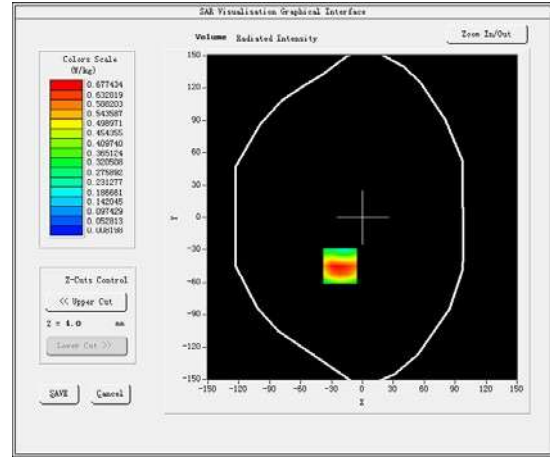
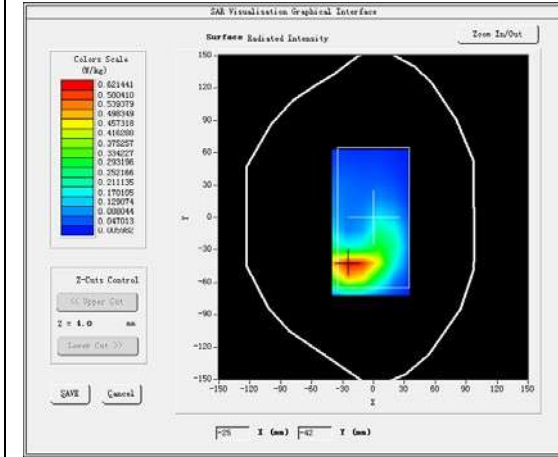
B. SAR Measurement Results

Middle Band SAR (Channel 20525):

Frequency (MHz)	836.500000
Relative permittivity (real part)	39.029900
Relative permittivity (imaginary part)	12.379100
Conductivity (S/m)	1.341069
Variation (%)	4.320000

SURFACE SAR

VOLUME SAR

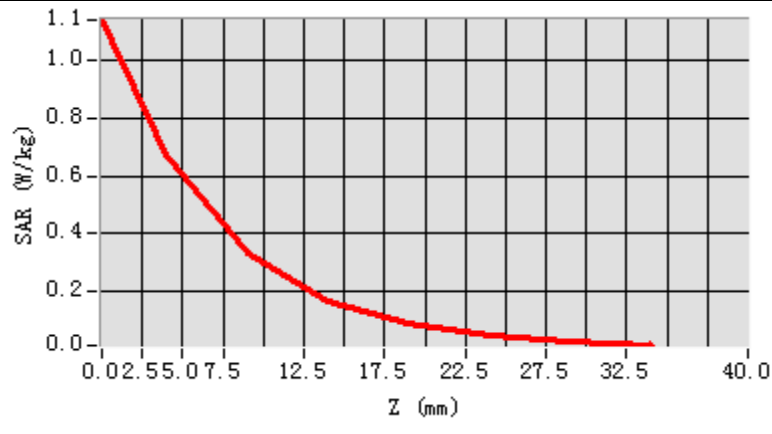


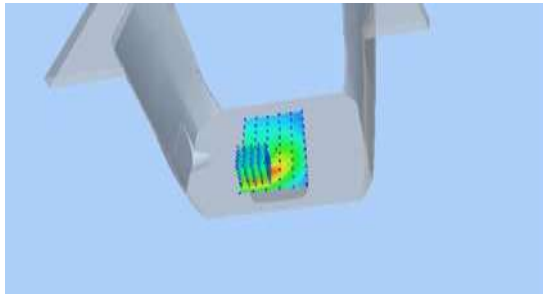
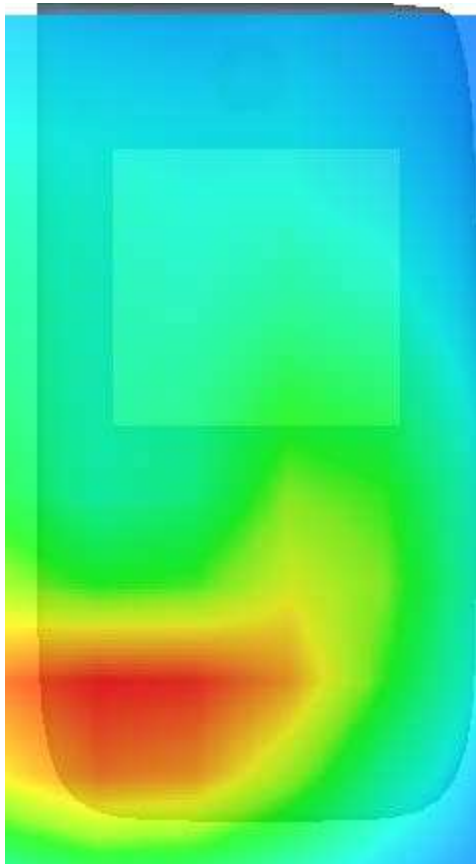
Maximum location: X=-22.00, Y=-45.00

SAR Peak: 0.11 W/kg

SAR 10g (W/Kg)	0.019240
SAR1g (W/Kg)	0.052619

Z (mm)	0.00	4.00	9.00	14.00	19.00	24.00	29.00
SAR (W/Kg)	1.1403	0.6774	0.3349	0.1693	0.0868	0.0454	0.0244



3D screen shot	Hot spot position
	

MEASUREMENT 73

20M-1RB#99

Type: Phone measurement (Complete)

Date of measurement: 28/6/2024

Measurement duration: 7 minutes 52 seconds

C. Experimental conditions.

<u>Area Scan</u>	<u>dx=15mm dy=15mm</u>
<u>ZoomScan</u>	<u>5x5x7, dx=8mm dy=8mm dz=5mm, Complete</u>
<u>Phantom</u>	<u>Right head</u>
<u>Device Position</u>	<u>Tilt</u>
<u>Band</u>	<u>5-N41</u>
<u>Channels</u>	<u>Middle</u>
<u>Signal</u>	<u>NSA (Crest factor: 1.0)</u>

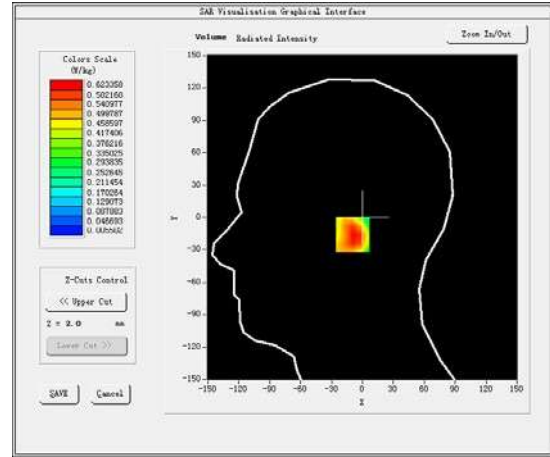
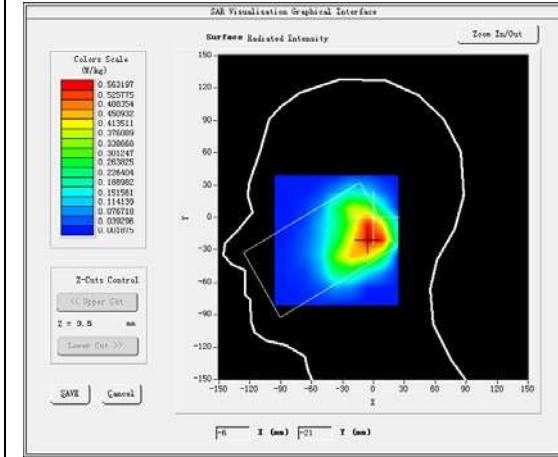
D. SAR Measurement Results

Middle Band SAR (Channel 20525):

Frequency (MHz)	836.500000
Relative permittivity (real part)	39.029900
Relative permittivity (imaginary part)	12.379100
Conductivity (S/m)	1.341069
Variation (%)	-3.490000

SURFACE SAR

VOLUME SAR

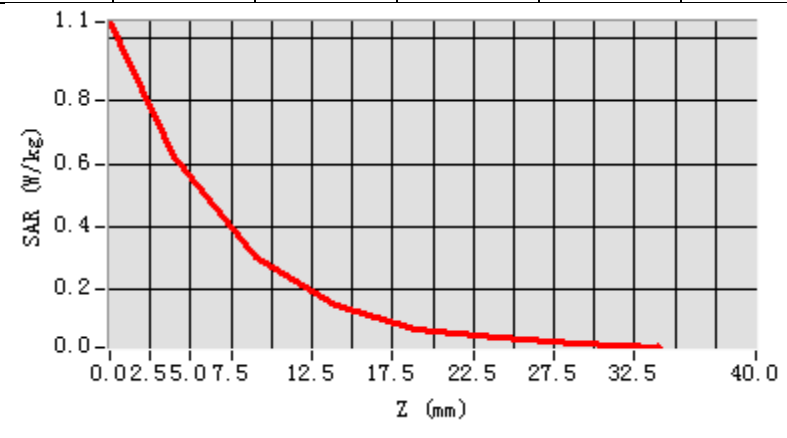




Maximum location: X=-1.00, Y=-16.00

SAR Peak: 0.24 W/kg

SAR 10g (W/Kg)	0.066185
SAR1g (W/Kg)	0.160282

Z (mm)	0.00	4.00	9.00	14.00	19.00	24.00	29.00
SAR (W/Kg)	1.0525	0.6234	0.3059	0.1471	0.0750	0.0454	0.0254



3D screen shot	Hot spot position
	

MEASUREMENT 74

Rear-side-20M-1RB#99-middle

Type: Phone measurement (Complete)

Date of measurement:28/6/2024

Measurement duration: 6 minutes 53 seconds

C. Experimental conditions.

<u>Area Scan</u>	<u>dx=15mm dy=15mm</u>
<u>ZoomScan</u>	<u>5x5x7,dx=8mm dy=8mmdz=5mm,Complete</u>
<u>Phantom</u>	<u>Validation plane</u>
<u>Device Position</u>	<u>Body</u>
<u>Band</u>	<u>5-N41</u>
<u>Channels</u>	<u>Middle</u>
<u>Signal</u>	<u>NSA (Crest factor: 1.0)</u>

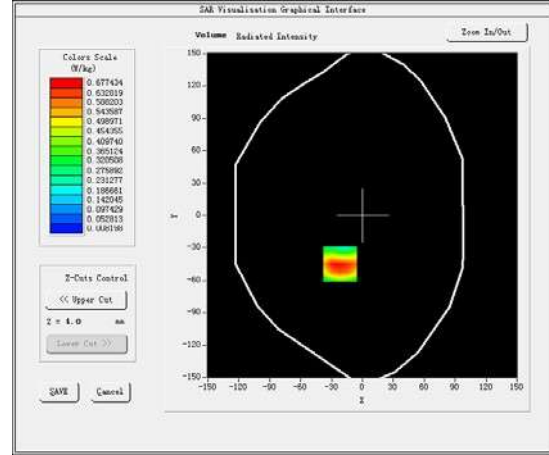
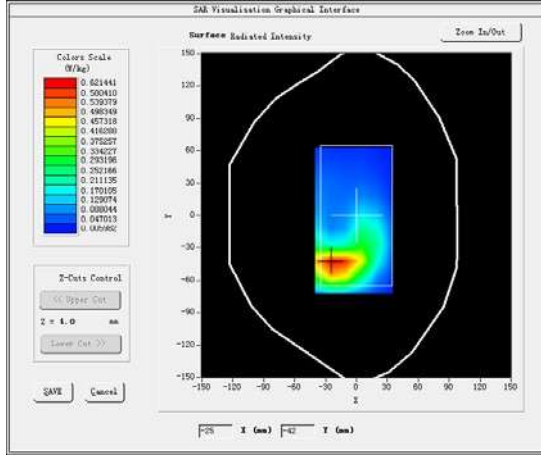
D. SAR MeasurementResults

Middle Band SAR (Channel 20525):

Frequency (MHz)	836.500000
Relative permittivity (real part)	39.029900
Relative permittivity (imaginary part)	12.379100
Conductivity (S/m)	1.341069
Variation (%)	4.200000

SURFACE SAR

VOLUME SAR

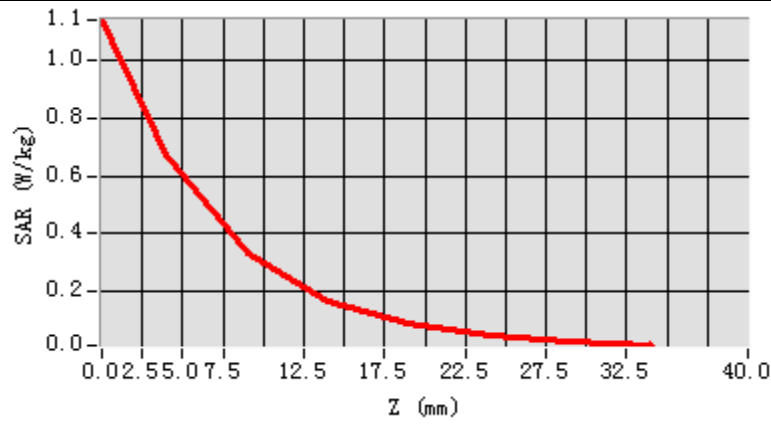



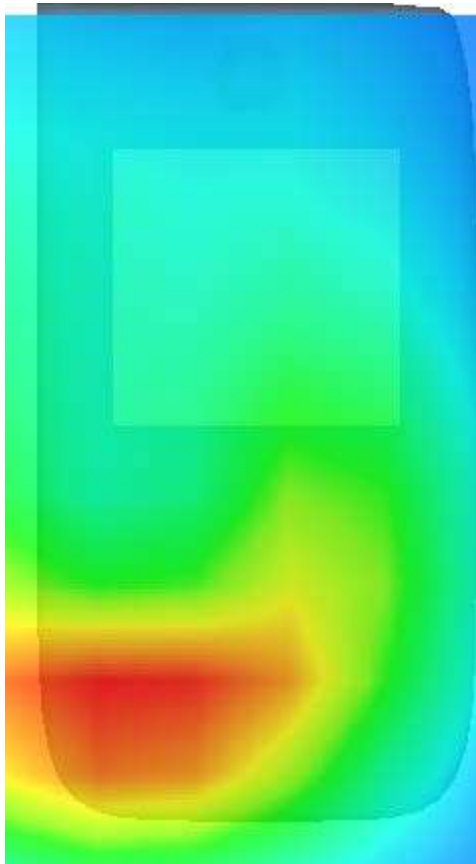
Maximum location: X=-22.00, Y=-45.00

SAR Peak: 0.07 W/kg

SAR 10g (W/Kg)	0.016472
SAR1g (W/Kg)	0.045193

Z (mm)	0.00	4.00	9.00	14.00	19.00	24.00	29.00
SAR (W/Kg)	1.1403	0.6774	0.3349	0.1693	0.0868	0.0454	0.0244



3D screen shot	Hot spot position
	

MEASUREMENT 75

20M-1RB#99

Type: Phone measurement (Complete)

Date of measurement:28/6/2024

Measurement duration: 7 minutes 52 seconds

E. Experimental conditions.

<u>Area Scan</u>	<u>dx=15mm dy=15mm</u>
<u>ZoomScan</u>	<u>5x5x7,dx=8mm dy=8mmdz=5mm,Complete</u>
<u>Phantom</u>	<u>Right head</u>
<u>Device Position</u>	<u>Tilt</u>
<u>Band</u>	<u>5-N66</u>
<u>Channels</u>	<u>Middle</u>
<u>Signal</u>	<u>NSA (Crest factor: 1.0)</u>

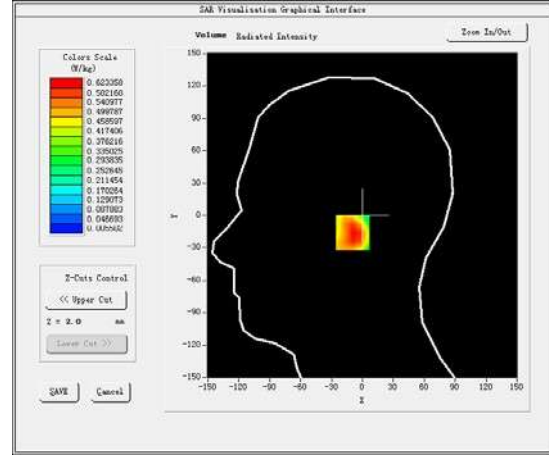
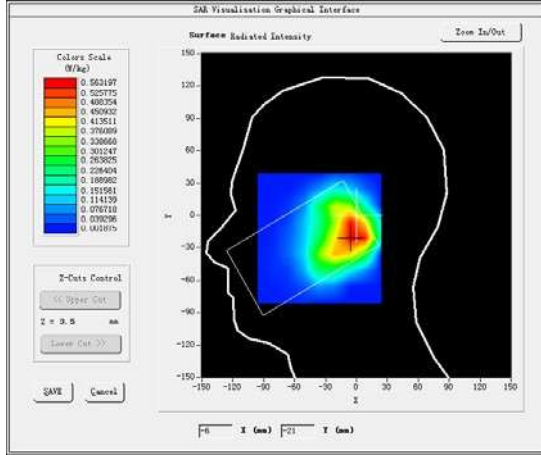
F. SAR MeasurementResults

Middle Band SAR (Channel 20525):

Frequency (MHz)	836.500000
Relative permittivity (real part)	39.029900
Relative permittivity (imaginary part)	12.379100
Conductivity (S/m)	1.341069
Variation (%)	-4.050000

SURFACE SAR

VOLUME SAR

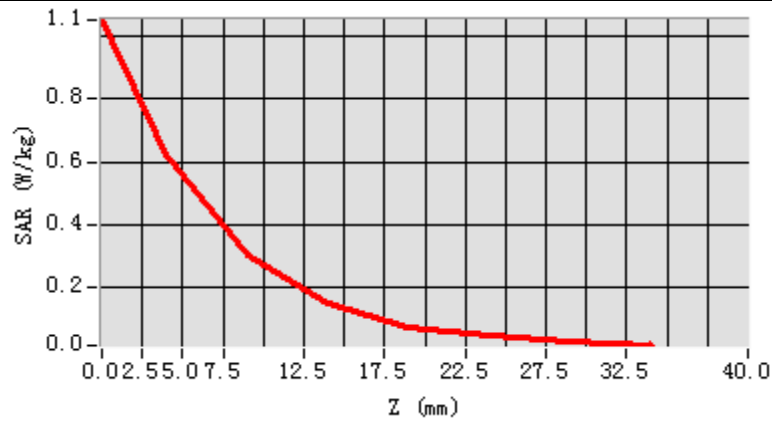




Maximum location: X=-1.00, Y=-16.00

SAR Peak: 0.31 W/kg

SAR 10g (W/Kg)	0.091405
SAR1g (W/Kg)	0.210370

Z (mm)	0.00	4.00	9.00	14.00	19.00	24.00	29.00
SAR (W/Kg)	1.0525	0.6234	0.3059	0.1471	0.0750	0.0454	0.0254



3D screen shot	Hot spot position
	

MEASUREMENT 76

Rear-side-20M-1RB#99-middle

Type: Phone measurement (Complete)

Date of measurement: 28/6/2024

Measurement duration: 6 minutes 53 seconds

E. Experimental conditions.

<u>Area Scan</u>	<u>dx=15mm dy=15mm</u>
<u>ZoomScan</u>	<u>5x5x7, dx=8mm dy=8mm dz=5mm, Complete</u>
<u>Phantom</u>	<u>Validation plane</u>
<u>Device Position</u>	<u>Body</u>
<u>Band</u>	<u>5-N66</u>
<u>Channels</u>	<u>Middle</u>
<u>Signal</u>	<u>NSA (Crest factor: 1.0)</u>

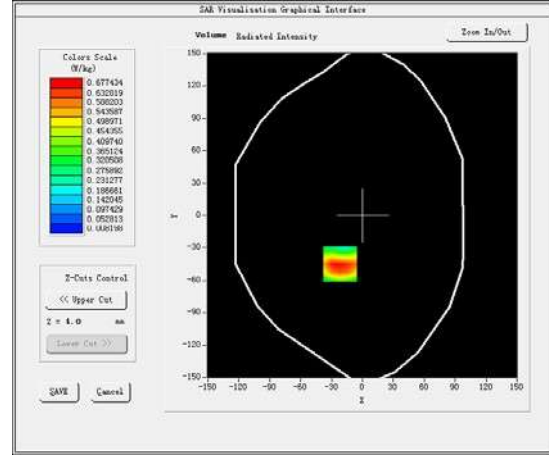
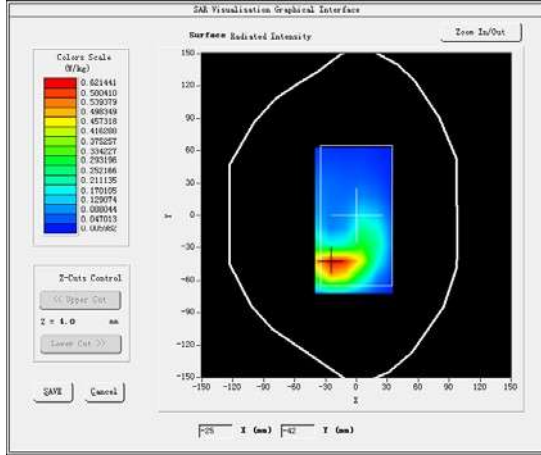
F. SAR Measurement Results

Middle Band SAR (Channel 20525):

Frequency (MHz)	1950.000000
Relative permittivity (real part)	39.029900
Relative permittivity (imaginary part)	12.379100
Conductivity (S/m)	1.341069
Variation (%)	-4.030000

SURFACE SAR

VOLUME SAR

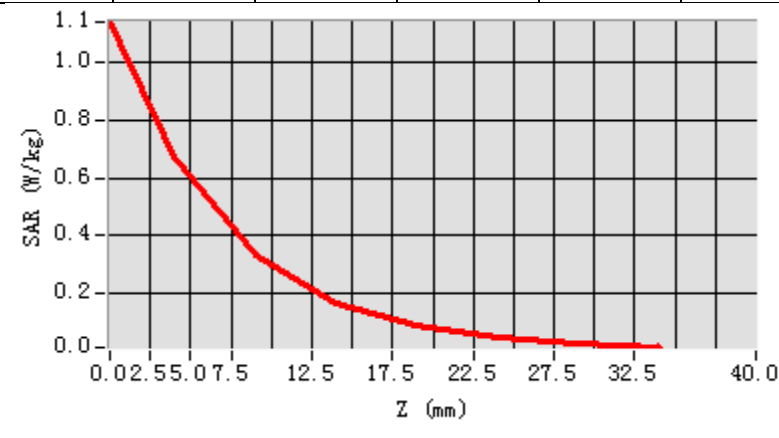


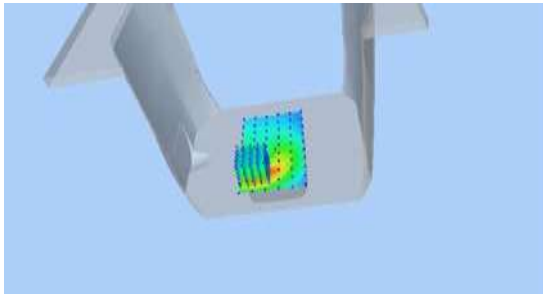
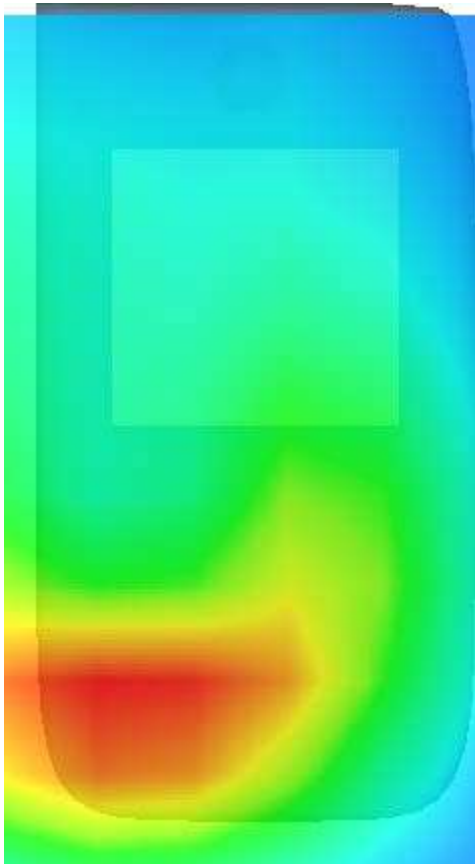
Maximum location: X=-22.00, Y=-45.00

SAR Peak: 0.09 W/kg

SAR 10g (W/Kg)	0.021754
SAR1g (W/Kg)	0.049138

Z (mm)	0.00	4.00	9.00	14.00	19.00	24.00	29.00
SAR (W/Kg)	1.1403	0.6774	0.3349	0.1693	0.0868	0.0454	0.0244



3D screen shot	Hot spot position
	

MEASUREMENT 77

20M-1RB#99

Type: Phone measurement (Complete)

Date of measurement: 28/6/2024

Measurement duration: 7 minutes 52 seconds

A. Experimental conditions.

<u>Area Scan</u>	<u>dx=15mm dy=15mm</u>
<u>ZoomScan</u>	<u>5x5x7, dx=8mm dy=8mm dz=5mm, Complete</u>
<u>Phantom</u>	<u>Right head</u>
<u>Device Position</u>	<u>Tilt</u>
<u>Band</u>	<u>5-N77</u>
<u>Channels</u>	<u>Middle</u>
<u>Signal</u>	<u>NSA (Crest factor: 1.0)</u>

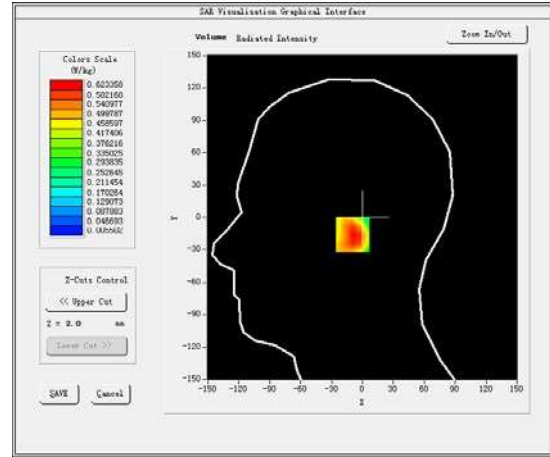
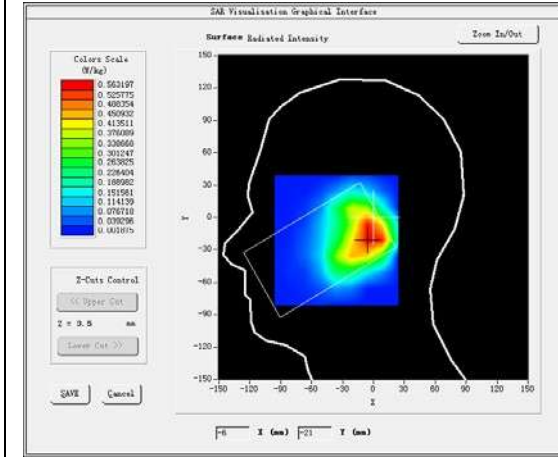
B. SAR Measurement Results

Middle Band SAR (Channel 20525):

Frequency (MHz)	836.500000
Relative permittivity (real part)	39.029900
Relative permittivity (imaginary part)	12.379100
Conductivity (S/m)	1.341069
Variation (%)	-1.540000

SURFACE SAR

VOLUME SAR

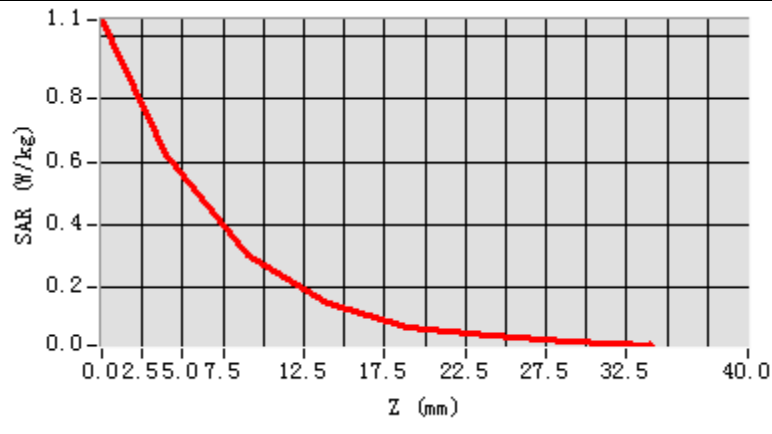




Maximum location: X=-1.00, Y=-16.00

SAR Peak: 0.13 W/kg

SAR 10g (W/Kg)	0.026550
SAR1g (W/Kg)	0.061379

Z (mm)	0.00	4.00	9.00	14.00	19.00	24.00	29.00
SAR (W/Kg)	1.0525	0.6234	0.3059	0.1471	0.0750	0.0454	0.0254



3D screen shot	Hot spot position
	

MEASUREMENT 78

Rear-side-20M-1RB#99-middle

Type: Phone measurement (Complete)

Date of measurement: 28/6/2024

Measurement duration: 6 minutes 53 seconds

A. Experimental conditions.

<u>Area Scan</u>	<u>dx=15mm dy=15mm</u>
<u>ZoomScan</u>	<u>5x5x7, dx=8mm dy=8mm dz=5mm, Complete</u>
<u>Phantom</u>	<u>Validation plane</u>
<u>Device Position</u>	<u>Body</u>
<u>Band</u>	<u>5-N77</u>
<u>Channels</u>	<u>Middle</u>
<u>Signal</u>	<u>NSA (Crest factor: 1.0)</u>

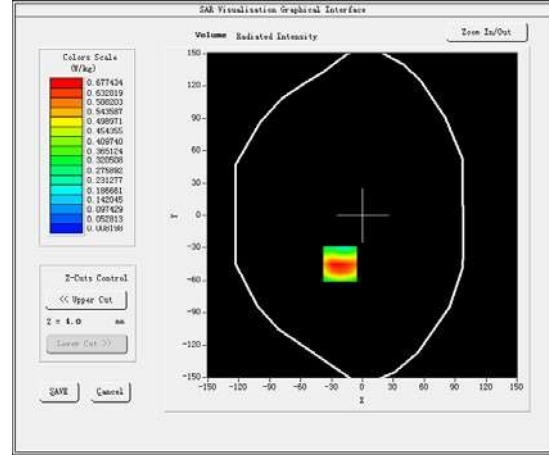
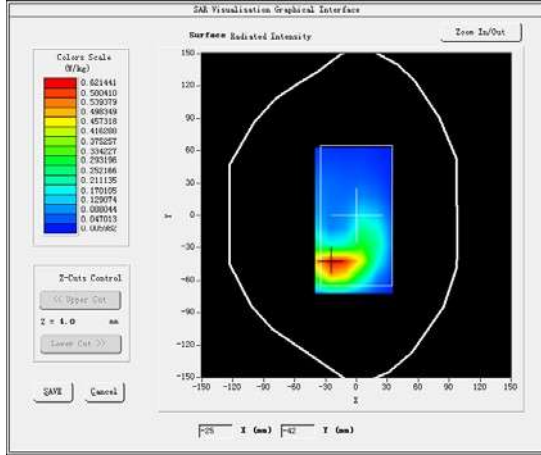
B. SAR Measurement Results

Middle Band SAR (Channel 20535):

Frequency (MHz)	836.500000
Relative permittivity (real part)	39.029900
Relative permittivity (imaginary part)	12.379100
Conductivity (S/m)	1.341069
Variation (%)	0.630000

SURFACE SAR

VOLUME SAR

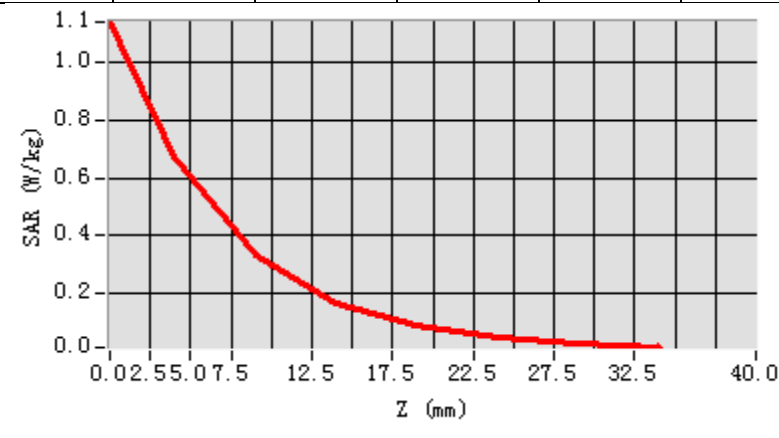


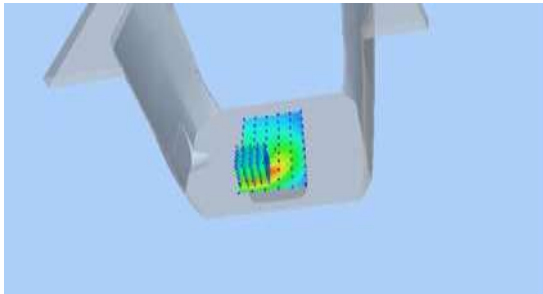
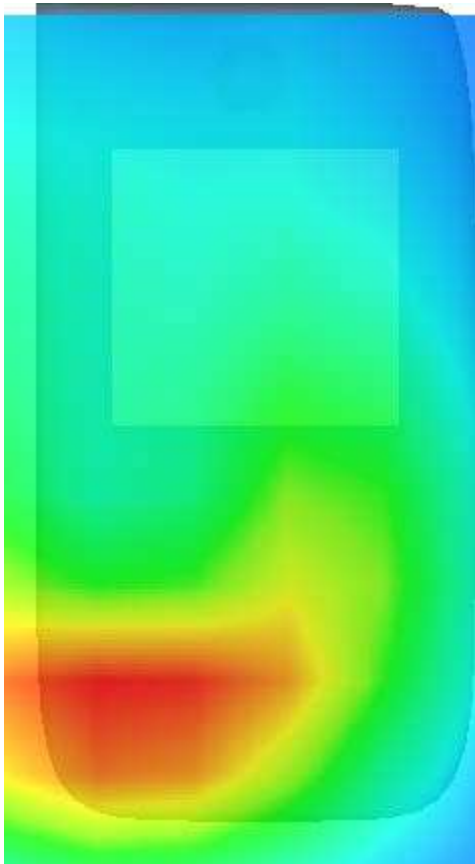
Maximum location: X=-22.00, Y=-45.00

SAR Peak: 0.05 W/kg

SAR 10g (W/Kg)	0.007419
SAR1g (W/Kg)	0.018146

Z (mm)	0.00	4.00	9.00	14.00	19.00	24.00	29.00
SAR (W/Kg)	1.1403	0.6774	0.3349	0.1693	0.0868	0.0454	0.0244



3D screen shot	Hot spot position
	

MEASUREMENT 79

20M-1RB#99

Type: Phone measurement (Complete)

Date of measurement: 28/6/2024

Measurement duration: 7 minutes 52 seconds

A. Experimental conditions.

<u>Area Scan</u>	<u>dx=15mm dy=15mm</u>
<u>ZoomScan</u>	<u>5x5x7, dx=8mm dy=8mm dz=5mm, Complete</u>
<u>Phantom</u>	<u>Right head</u>
<u>Device Position</u>	<u>Tilt</u>
<u>Band</u>	<u>5-N78</u>
<u>Channels</u>	<u>Middle</u>
<u>Signal</u>	<u>NSA (Crest factor: 1.0)</u>

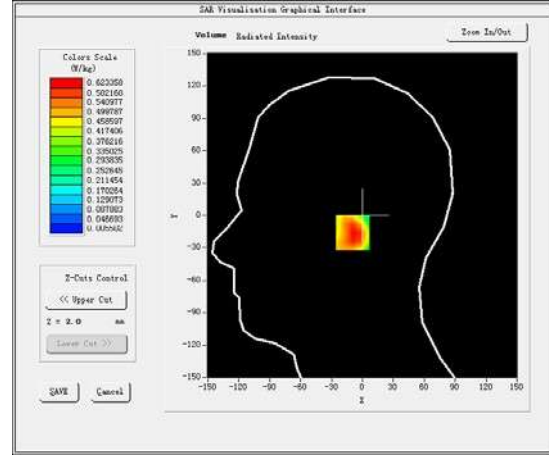
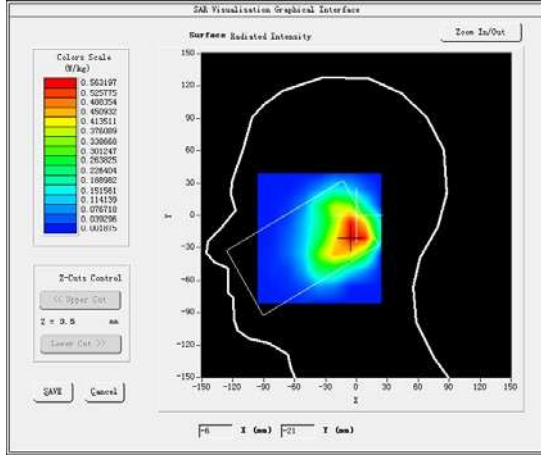
B. SAR Measurement Results

Middle Band SAR (Channel 20525):

Frequency (MHz)	836.500000
Relative permittivity (real part)	39.029900
Relative permittivity (imaginary part)	12.379100
Conductivity (S/m)	1.341069
Variation (%)	2.360000

SURFACE SAR

VOLUME SAR

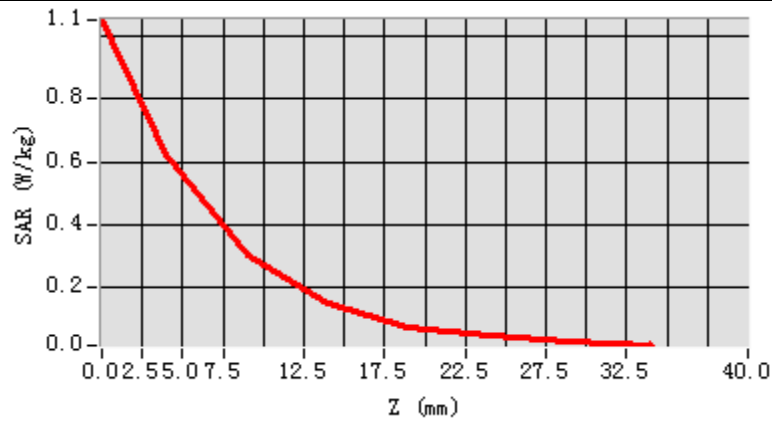




Maximum location: X=-1.00, Y=-16.00

SAR Peak: 0.15 W/kg

SAR 10g (W/Kg)	0.046245
SAR1g (W/Kg)	0.094360

Z (mm)	0.00	4.00	9.00	14.00	19.00	24.00	29.00
SAR (W/Kg)	1.0525	0.6234	0.3059	0.1471	0.0750	0.0454	0.0254



3D screen shot	Hot spot position
	

MEASUREMENT 80

Rear-side-20M-1RB#99-middle

Type: Phone measurement (Complete)

Date of measurement: 28/6/2024

Measurement duration: 6 minutes 53 seconds

A. Experimental conditions.

<u>Area Scan</u>	<u>dx=15mm dy=15mm</u>
<u>ZoomScan</u>	<u>5x5x7, dx=8mm dy=8mm dz=5mm, Complete</u>
<u>Phantom</u>	<u>Validation plane</u>
<u>Device Position</u>	<u>Body</u>
<u>Band</u>	<u>5-N78</u>
<u>Channels</u>	<u>Middle</u>
<u>Signal</u>	<u>NSA (Crest factor: 1.0)</u>

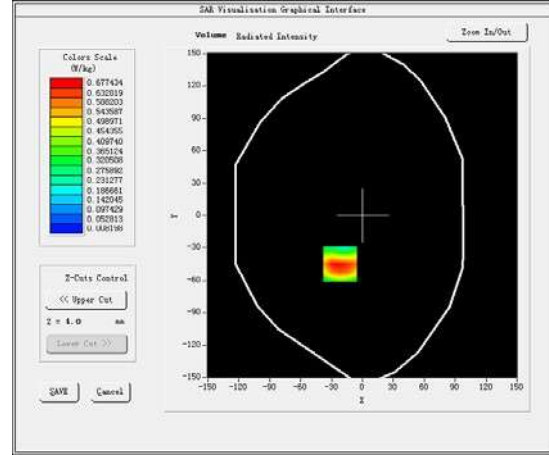
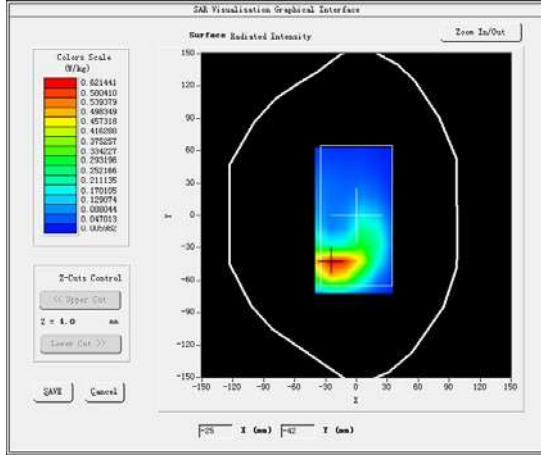
B. SAR Measurement Results

Middle Band SAR (Channel 20525):

Frequency (MHz)	836.500000
Relative permittivity (real part)	39.029900
Relative permittivity (imaginary part)	12.379100
Conductivity (S/m)	1.341069
Variation (%)	-4.670000

SURFACE SAR

VOLUME SAR

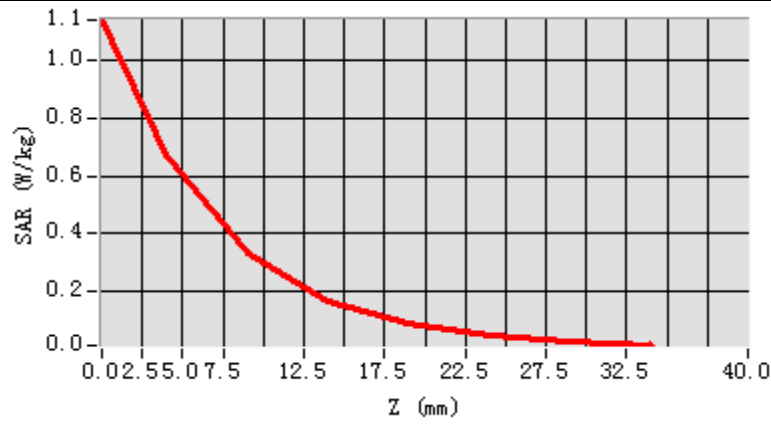




Maximum location: X=-22.00, Y=-45.00

SAR Peak: 0.09 W/kg

SAR 10g (W/Kg)	0.008274
SAR1g (W/Kg)	0.022156

Z (mm)	0.00	4.00	9.00	14.00	19.00	24.00	29.00
SAR (W/Kg)	1.1403	0.6774	0.3349	0.1693	0.0868	0.0454	0.0244



3D screen shot	Hot spot position
	

MEASUREMENT 81

20M-1RB#99

Type: Phone measurement (Complete)

Date of measurement:28/6/2024

Measurement duration: 7 minutes 52 seconds

A. Experimental conditions.

<u>Area Scan</u>	<u>dx=15mm dy=15mm</u>
<u>ZoomScan</u>	<u>5x5x7,dx=8mm dy=8mmdz=5mm,Complete</u>
<u>Phantom</u>	<u>Right head</u>
<u>Device Position</u>	<u>Tilt</u>
<u>Band</u>	<u>7-N7</u>
<u>Channels</u>	<u>Middle</u>
<u>Signal</u>	<u>NSA (Crest factor: 1.0)</u>

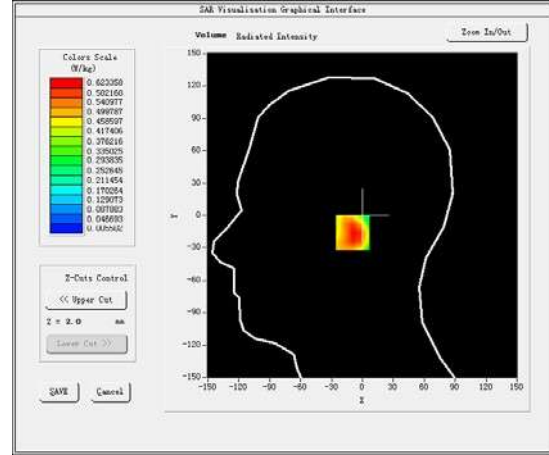
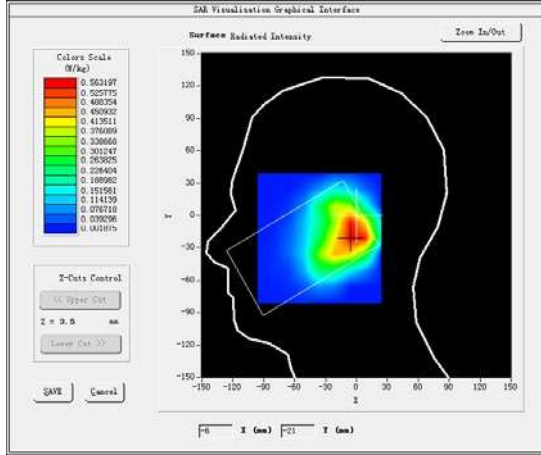
B. SAR MeasurementResults

Middle Band SAR (Channel 21100):

Frequency (MHz)	2535.000000
Relative permittivity (real part)	39.029900
Relative permittivity (imaginary part)	12.379100
Conductivity (S/m)	1.341069
Variation (%)	-2.130000

SURFACE SAR

VOLUME SAR

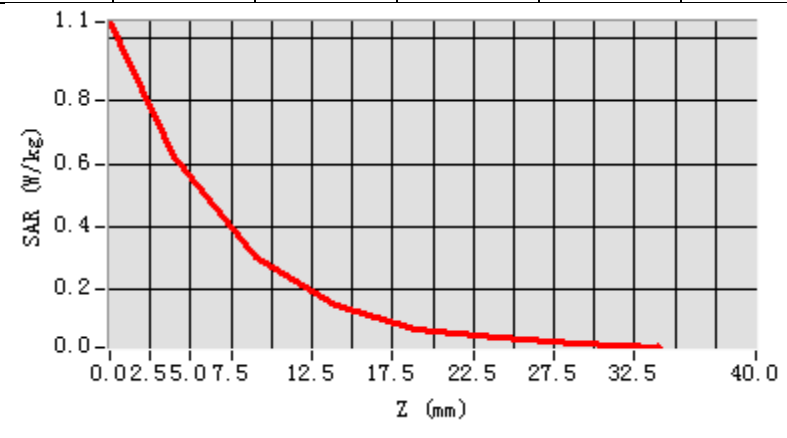




Maximum location: X=-1.00, Y=-16.00

SAR Peak: 0.69 W/kg

SAR 10g (W/Kg)	0.238144
SAR1g (W/Kg)	0.511024

Z (mm)	0.00	4.00	9.00	14.00	19.00	24.00	29.00
SAR (W/Kg)	1.0525	0.6234	0.3059	0.1471	0.0750	0.0454	0.0254



3D screen shot	Hot spot position
	

MEASUREMENT 82

Rear-side-20M-1RB#99-middle

Type: Phone measurement (Complete)

Date of measurement: 28/6/2024

Measurement duration: 6 minutes 53 seconds

C. Experimental conditions.

<u>Area Scan</u>	<u>dx=15mm dy=15mm</u>
<u>ZoomScan</u>	<u>5x5x7, dx=8mm dy=8mm dz=5mm, Complete</u>
<u>Phantom</u>	<u>Validation plane</u>
<u>Device Position</u>	<u>Body</u>
<u>Band</u>	<u>7-N7</u>
<u>Channels</u>	<u>Middle</u>
<u>Signal</u>	<u>NSA (Crest factor: 1.0)</u>

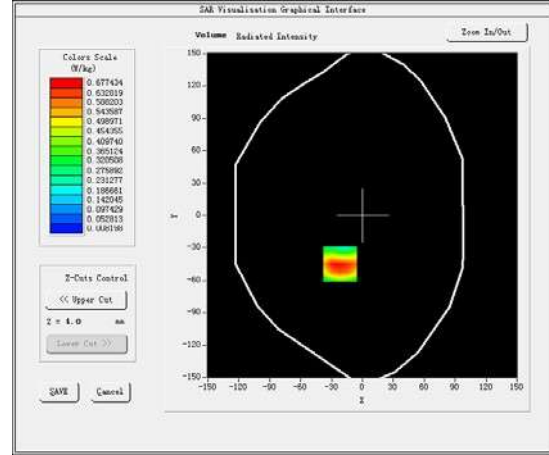
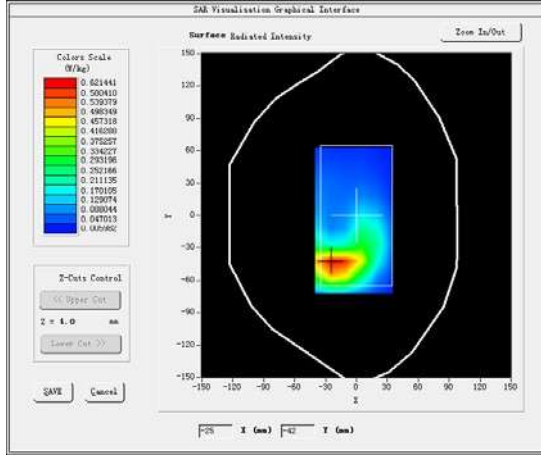
D. SAR Measurement Results

Middle Band SAR (Channel 21100):

Frequency (MHz)	2535.000000
Relative permittivity (real part)	39.029900
Relative permittivity (imaginary part)	12.379100
Conductivity (S/m)	1.341069
Variation (%)	-2.160000

SURFACE SAR

VOLUME SAR

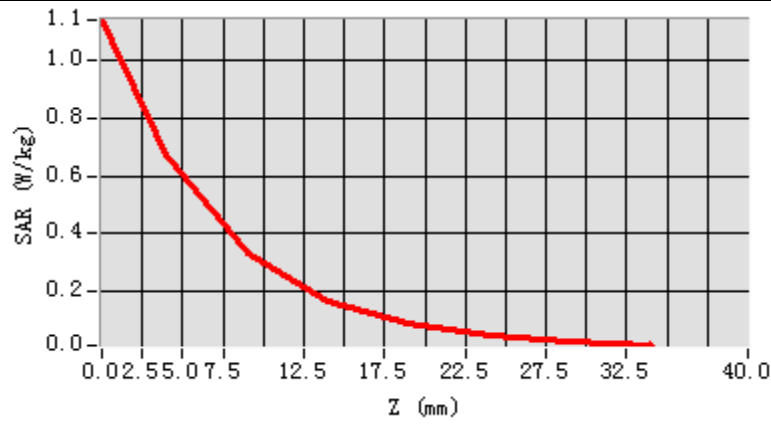




Maximum location: X=-22.00, Y=-45.00

SAR Peak: 0.26 W/kg

SAR 10g (W/Kg)	0.064155
SAR1g (W/Kg)	0.151349

Z (mm)	0.00	4.00	9.00	14.00	19.00	24.00	29.00
SAR (W/Kg)	1.1403	0.6774	0.3349	0.1693	0.0868	0.0454	0.0244



3D screen shot	Hot spot position
	

MEASUREMENT 83

20M-1RB#99

Type: Phone measurement (Complete)

Date of measurement: 28/6/2024

Measurement duration: 7 minutes 52 seconds

A. Experimental conditions.

<u>Area Scan</u>	<u>dx=15mm dy=15mm</u>
<u>ZoomScan</u>	<u>5x5x7, dx=8mm dy=8mm dz=5mm, Complete</u>
<u>Phantom</u>	<u>Right head</u>
<u>Device Position</u>	<u>Tilt</u>
<u>Band</u>	<u>7-N66</u>
<u>Channels</u>	<u>Middle</u>
<u>Signal</u>	<u>NSA (Crest factor: 1.0)</u>

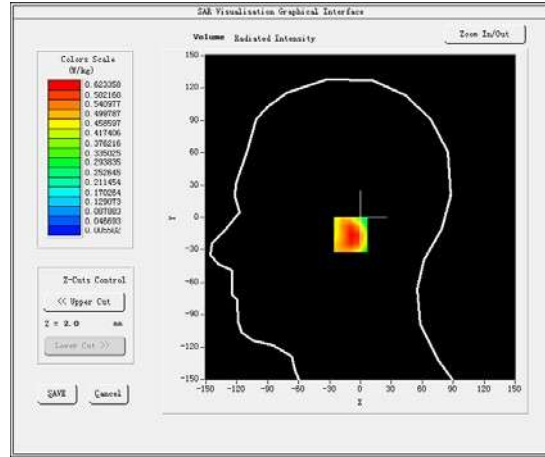
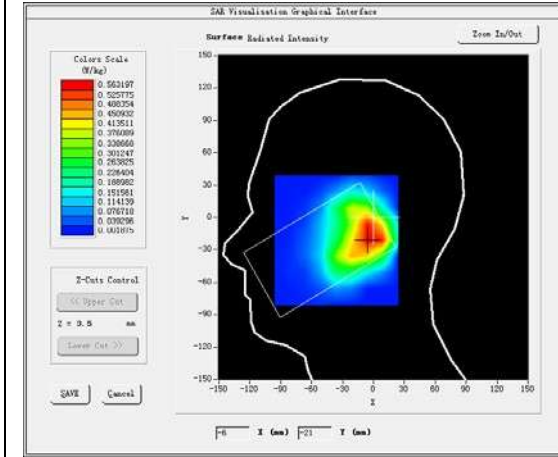
B. SAR Measurement Results

Middle Band SAR (Channel 21100):

Frequency (MHz)	2535.000000
Relative permittivity (real part)	39.029900
Relative permittivity (imaginary part)	12.379100
Conductivity (S/m)	1.341069
Variation (%)	-1.480000

SURFACE SAR

VOLUME SAR

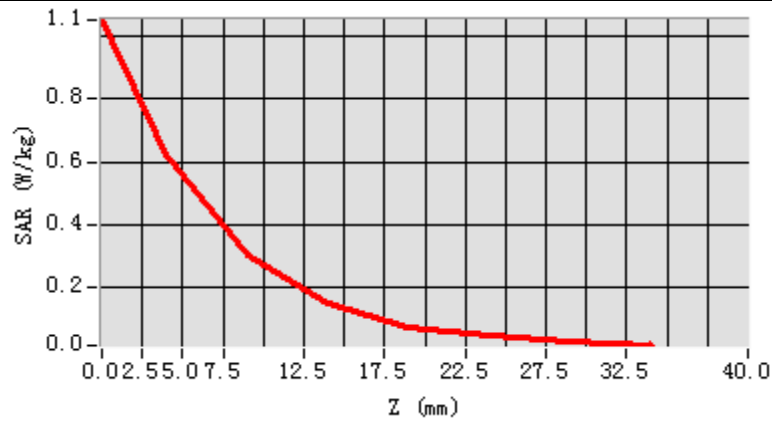



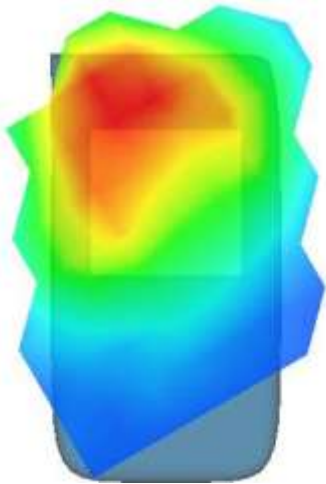
Maximum location: X=-1.00, Y=-16.00

SAR Peak: 0.92 W/kg

SAR 10g (W/Kg)	0.228171
SAR1g (W/Kg)	0.636598

Z (mm)	0.00	4.00	9.00	14.00	19.00	24.00	29.00
SAR (W/Kg)	1.0525	0.6234	0.3059	0.1471	0.0750	0.0454	0.0254



3D screen shot	Hot spot position
	

MEASUREMENT 84

Rear-side-20M-1RB#99-middle

Type: Phone measurement (Complete)

Date of measurement: 28/6/2024

Measurement duration: 6 minutes 53 seconds

A. Experimental conditions.

<u>Area Scan</u>	<u>dx=15mm dy=15mm</u>
<u>ZoomScan</u>	<u>5x5x7, dx=8mm dy=8mm dz=5mm, Complete</u>
<u>Phantom</u>	<u>Validation plane</u>
<u>Device Position</u>	<u>Body</u>
<u>Band</u>	<u>7-N66</u>
<u>Channels</u>	<u>Middle</u>
<u>Signal</u>	<u>NSA (Crest factor: 1.0)</u>

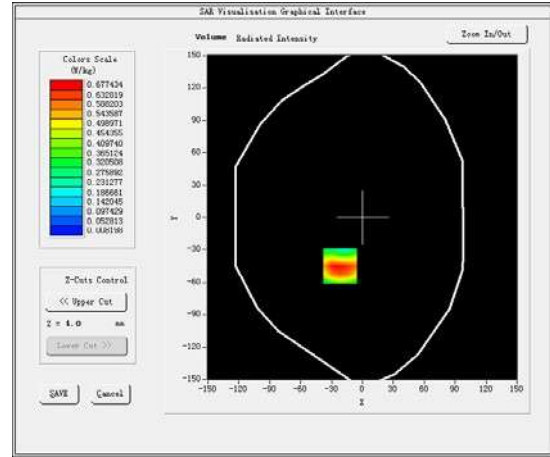
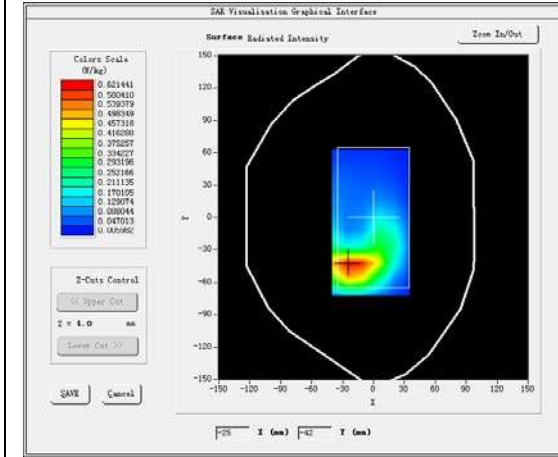
B. SAR Measurement Results

Middle Band SAR (Channel 21100):

Frequency (MHz)	2535.000000
Relative permittivity (real part)	39.029900
Relative permittivity (imaginary part)	12.379100
Conductivity (S/m)	1.341069
Variation (%)	-2.410000

SURFACE SAR

VOLUME SAR

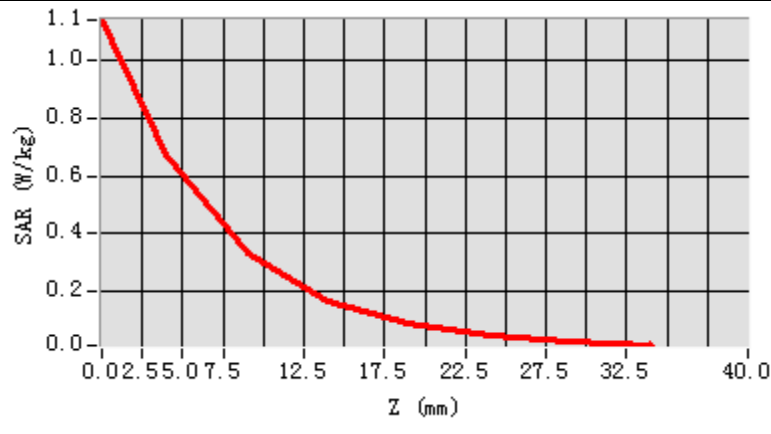


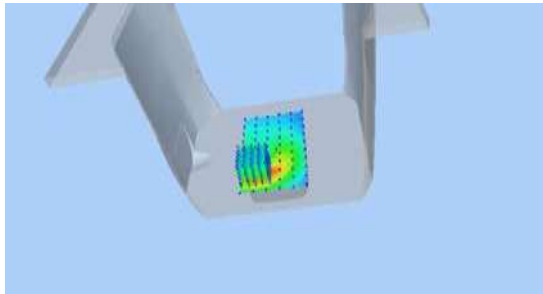
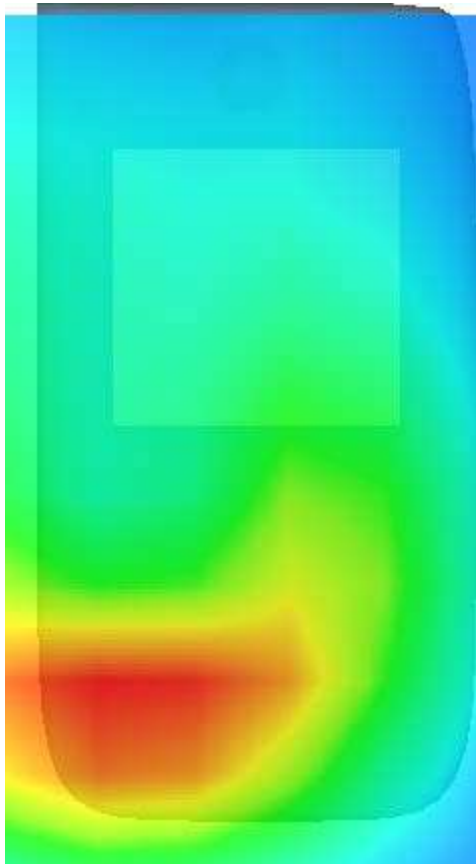
Maximum location: X=-22.00, Y=-45.00

SAR Peak: 0.45 W/kg

SAR 10g (W/Kg)	0.141314
SAR1g (W/Kg)	0.328834

Z (mm)	0.00	4.00	9.00	14.00	19.00	24.00	29.00
SAR (W/Kg)	1.1403	0.6774	0.3349	0.1693	0.0868	0.0454	0.0244



3D screen shot	Hot spot position
	

MEASUREMENT 85

20M-1RB#99

Type: Phone measurement (Complete)

Date of measurement: 28/6/2024

Measurement duration: 7 minutes 51 seconds

A. Experimental conditions.

<u>Area Scan</u>	<u>dx=15mm dy=15mm</u>
<u>ZoomScan</u>	<u>5x5x7, dx=8mm dy=8mm dz=5mm, Complete</u>
<u>Phantom</u>	<u>Righthead</u>
<u>Device Position</u>	<u>Cheek</u>
<u>Band</u>	<u>7-N77</u>
<u>Channels</u>	<u>Middle</u>
<u>Signal</u>	<u>NSA (Crest factor: 1.0)</u>

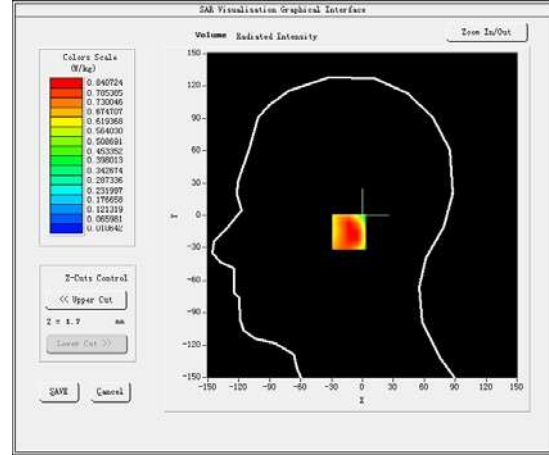
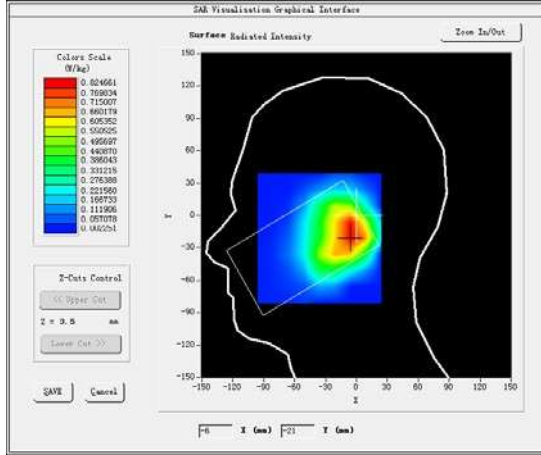
B. SAR Measurement Results

Middle Band SAR (Channel 21100):

Frequency (MHz)	2535.000000
Relative permittivity (real part)	40.288898
Relative permittivity (imaginary part)	14.186400
Conductivity (S/m)	1.376869
Variation (%)	4.540000

SURFACE SAR

VOLUME SAR

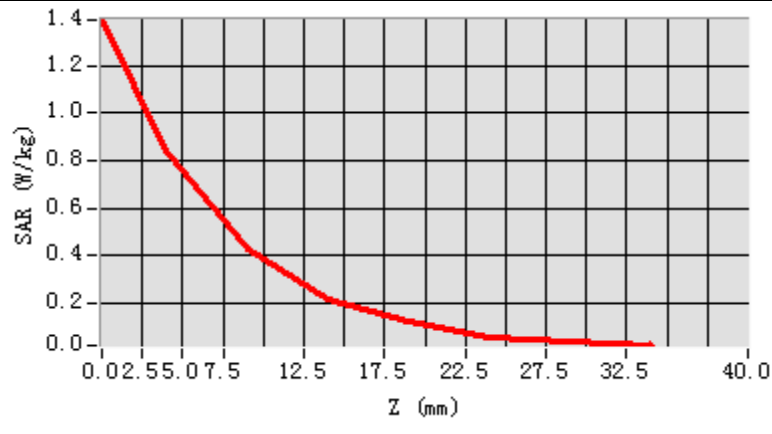


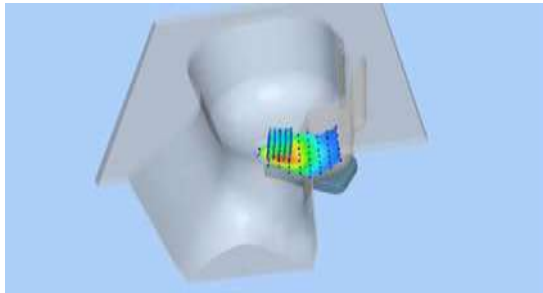
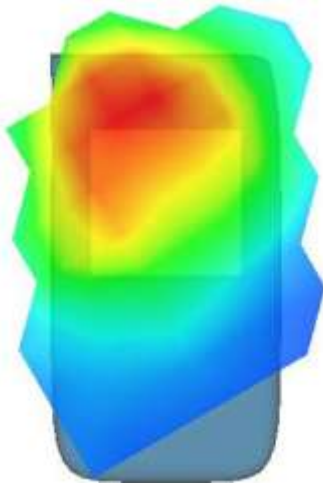
Maximum location: X=-5.00, Y=-15.00

SAR Peak: 0.66 W/kg

SAR 10g (W/Kg)	0.179340
SAR1g (W/Kg)	0.472153

Z (mm)	0.00	4.00	9.00	14.00	19.00	24.00	29.00
SAR (W/Kg)	1.3911	0.8407	0.4278	0.2185	0.1234	0.0596	0.0419



3D screen shot	Hot spot position
	

MEASUREMENT 86

Rear-side-20M-1RB#99-middle

Type: Phone measurement (Complete)

Date of measurement: 28/6/2024

Measurement duration: 6 minutes 45 seconds

A. Experimental conditions.

<u>Area Scan</u>	<u>dx=15mm dy=15mm</u>
<u>ZoomScan</u>	<u>5x5x7, dx=8mm dy=8mm dz=5mm, Complete</u>
<u>Phantom</u>	<u>Validation plane</u>
<u>Device Position</u>	<u>Body</u>
<u>Band</u>	<u>7-N77</u>
<u>Channels</u>	<u>Middle</u>
<u>Signal</u>	<u>NSA (Crest factor: 1.0)</u>

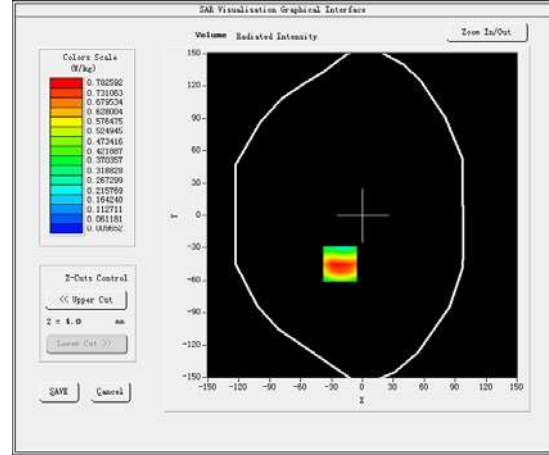
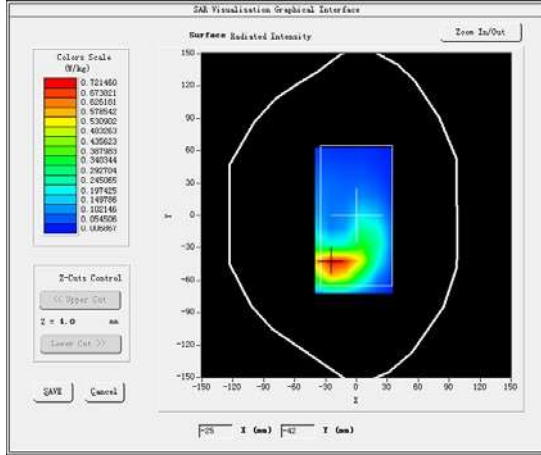
B. SAR Measurement Results

Middle Band SAR (Channel 21100):

Frequency (MHz)	2535.500000
Relative permittivity (real part)	40.288898
Relative permittivity (imaginary part)	14.186400
Conductivity (S/m)	1.376869
Variation (%)	4.660000

SURFACE SAR

VOLUME SAR

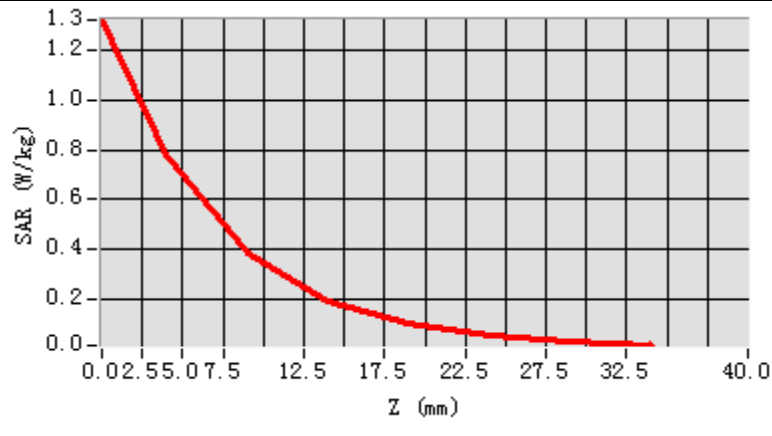


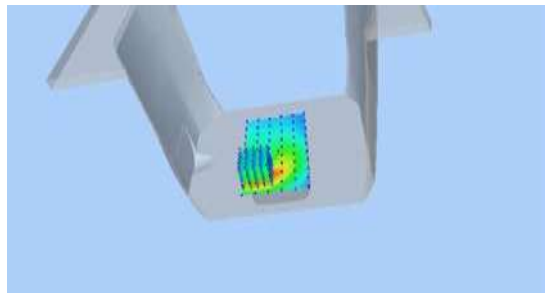
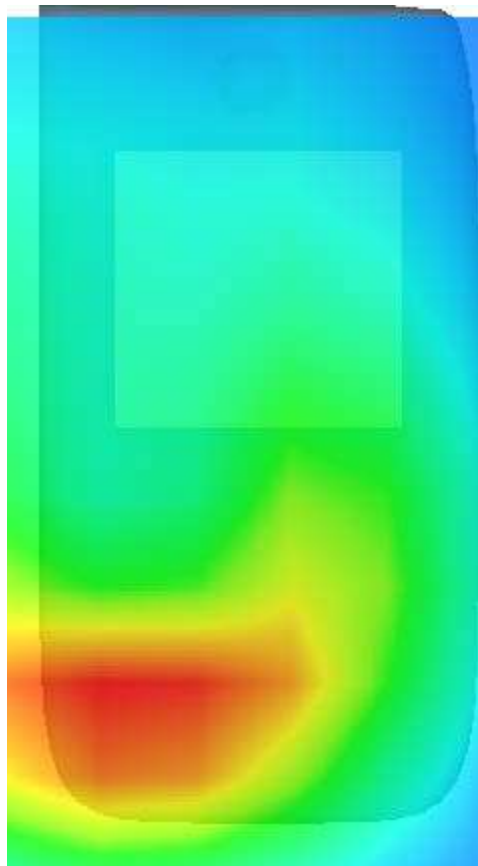
Maximum location: X=-22.00, Y=-45.00

SAR Peak: 0.16 W/kg

SAR 10g (W/Kg)	0.042159
SAR1g (W/Kg)	0.091285

Z (mm)	0.00	4.00	9.00	14.00	19.00	24.00	29.00
SAR (W/Kg)	1.3195	0.7826	0.3862	0.1949	0.1001	0.0529	0.0283



3D screen shot	Hot spot position
	

MEASUREMENT 87

20M-1RB#99

Type: Phone measurement (Complete)

Date of measurement: 28/6/2024

Measurement duration: 7 minutes 51 seconds

A. Experimental conditions.

<u>Area Scan</u>	<u>dx=15mm dy=15mm</u>
<u>ZoomScan</u>	<u>5x5x7, dx=8mm dy=8mm dz=5mm, Complete</u>
<u>Phantom</u>	<u>Left head</u>
<u>Device Position</u>	<u>Cheek</u>
<u>Band</u>	<u>7-N78</u>
<u>Channels</u>	<u>Middle</u>
<u>Signal</u>	<u>NSA (Crest factor: 1.0)</u>

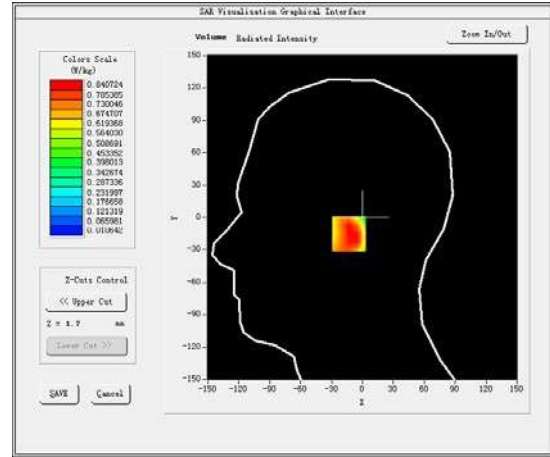
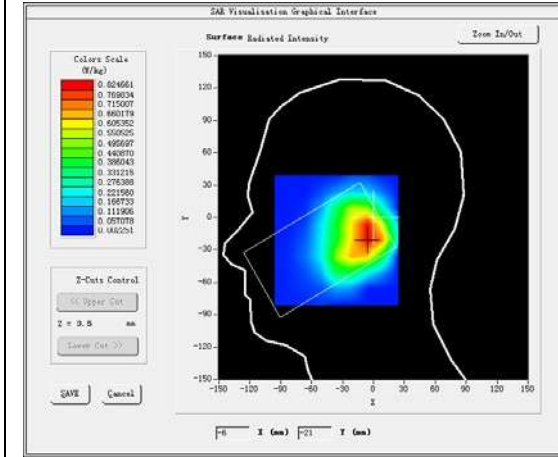
B. SAR Measurement Results

Middle Band SAR (Channel 21100):

Frequency (MHz)	2535.000000
Relative permittivity (real part)	40.288898
Relative permittivity (imaginary part)	14.186400
Conductivity (S/m)	1.376869
Variation (%)	-1.700000

SURFACE SAR

VOLUME SAR

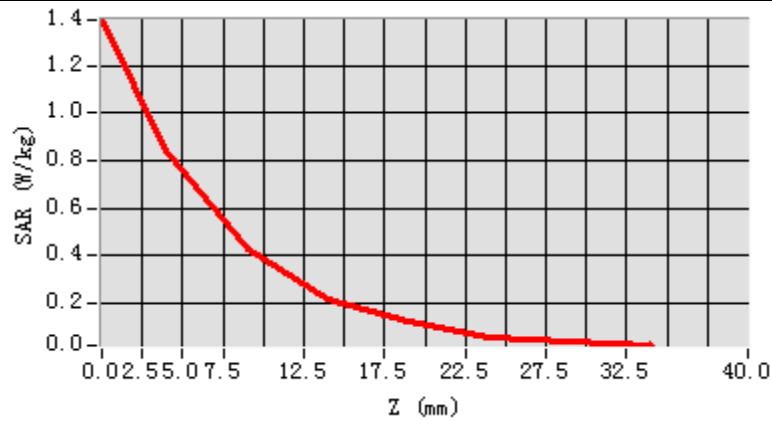


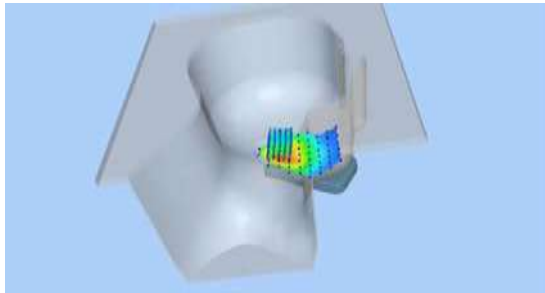
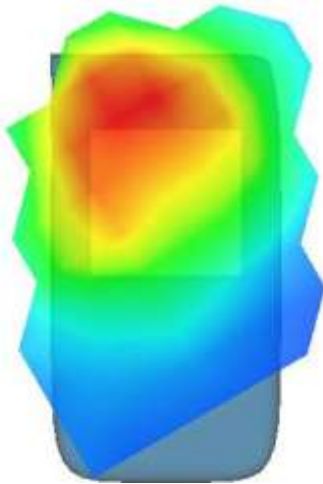
Maximum location: X=-5.00, Y=-15.00

SAR Peak: 0.26 W/kg

SAR 10g (W/Kg)	0.070349
SAR1g (W/Kg)	0.180367

Z (mm)	0.00	4.00	9.00	14.00	19.00	24.00	29.00
SAR (W/Kg)	1.3911	0.8407	0.4278	0.2185	0.1234	0.0596	0.0419



3D screen shot	Hot spot position
	

MEASUREMENT 88

Rear-side-20M-1RB#99-middle

Type: Phone measurement (Complete)

Date of measurement: 28/6/2024

Measurement duration: 6 minutes 45 seconds

A. Experimental conditions.

<u>Area Scan</u>	<u>dx=15mm dy=15mm</u>
<u>ZoomScan</u>	<u>5x5x7, dx=8mm dy=8mm dz=5mm, Complete</u>
<u>Phantom</u>	<u>Validation plane</u>
<u>Device Position</u>	<u>Body</u>
<u>Band</u>	<u>7-N78</u>
<u>Channels</u>	<u>Middle</u>
<u>Signal</u>	<u>NSA (Crest factor: 1.0)</u>

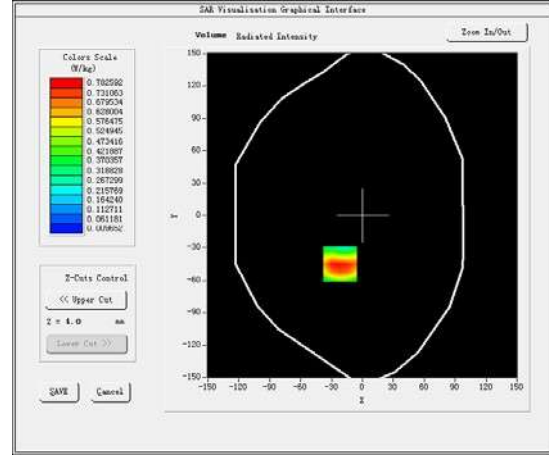
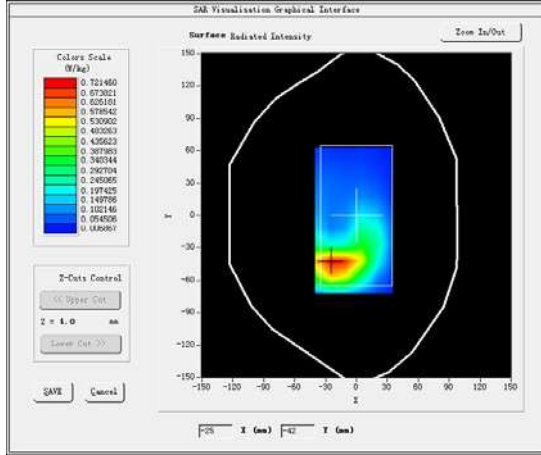
B. SAR Measurement Results

Middle Band SAR (Channel 21100):

Frequency (MHz)	2535.000000
Relative permittivity (real part)	40.288898
Relative permittivity (imaginary part)	14.186400
Conductivity (S/m)	1.376869
Variation (%)	-4.760000

SURFACE SAR

VOLUME SAR

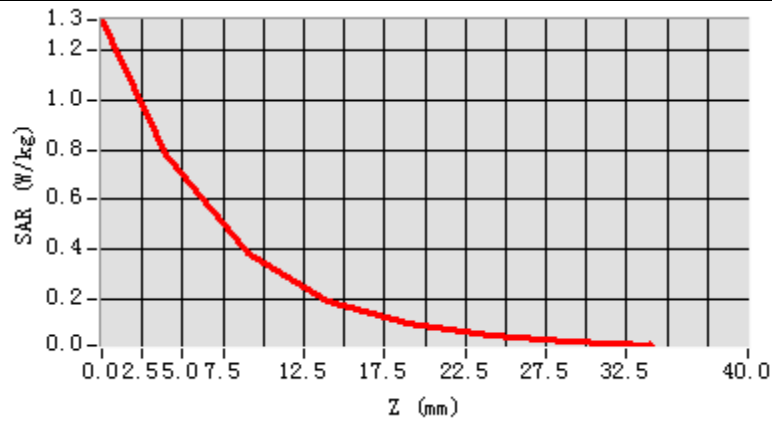


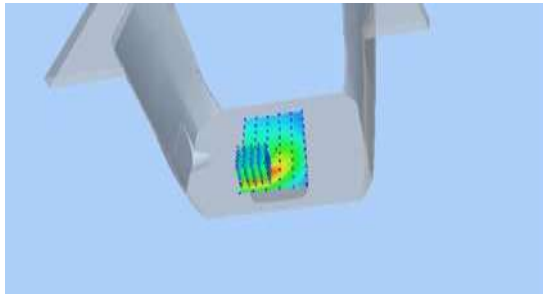
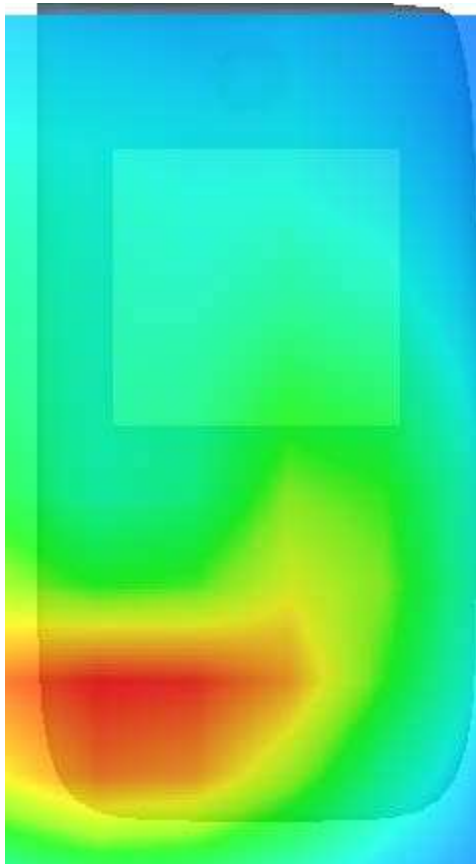
Maximum location: X=-22.00, Y=-45.00

SAR Peak: 0.06 W/kg

SAR 10g (W/Kg)	0.010254
SAR1g (W/Kg)	0.034177

Z (mm)	0.00	4.00	9.00	14.00	19.00	24.00	29.00
SAR (W/Kg)	1.3195	0.7826	0.3862	0.1949	0.1001	0.0529	0.0283



3D screen shot	Hot spot position
	

MEASUREMENT 89

20M-1RB#99

Type: Phone measurement (Complete)

Date of measurement:28/6/2024

Measurement duration: 7 minutes 51 seconds

C. Experimental conditions.

<u>Area Scan</u>	<u>dx=15mm dy=15mm</u>
<u>ZoomScan</u>	<u>5x5x7,dx=8mm dy=8mmdz=5mm,Complete</u>
<u>Phantom</u>	<u>Left head</u>
<u>Device Position</u>	<u>Cheek</u>
<u>Band</u>	<u>38-N78</u>
<u>Channels</u>	<u>Middle</u>
<u>Signal</u>	<u>NSA (Crest factor: 1.0)</u>

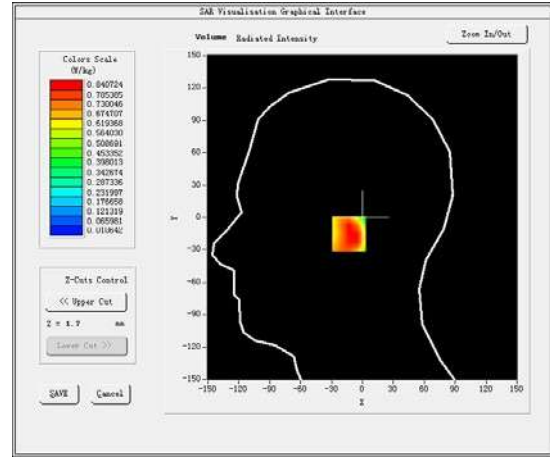
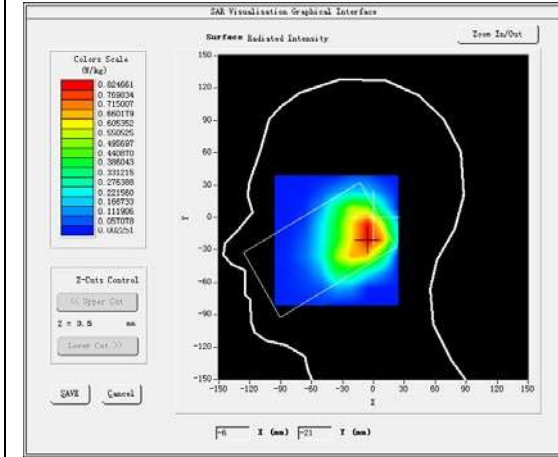
D. SAR MeasurementResults

Middle Band SAR (Channel 38000):

Frequency (MHz)	2595.000000
Relative permittivity (real part)	40.288898
Relative permittivity (imaginary part)	14.186400
Conductivity (S/m)	1.376869
Variation (%)	4.290000

SURFACE SAR

VOLUME SAR

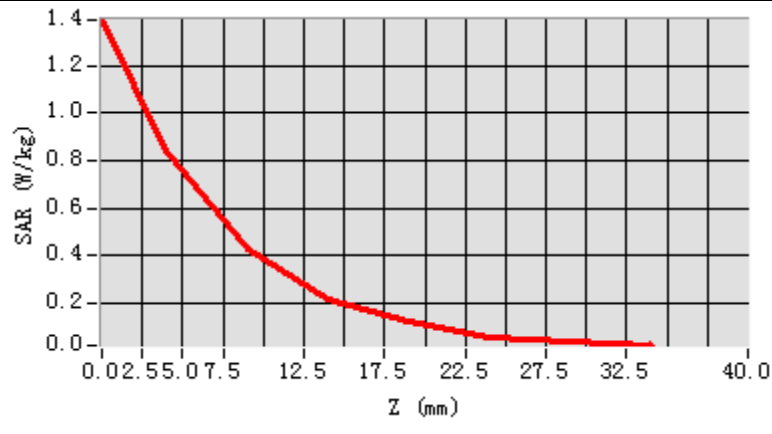


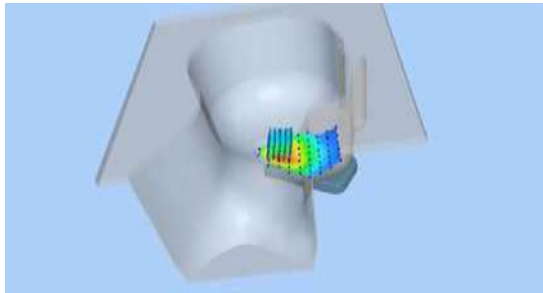
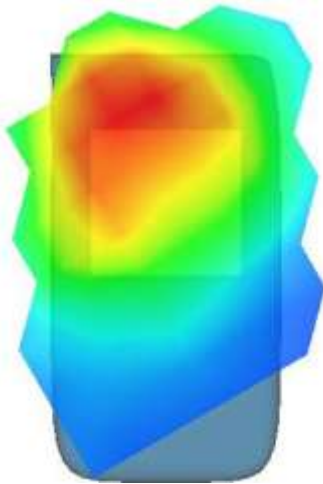
Maximum location: X=-5.00, Y=-15.00

SAR Peak: 0.24 W/kg

SAR 10g (W/Kg)	0.050264
SAR1g (W/Kg)	0.139457

Z (mm)	0.00	4.00	9.00	14.00	19.00	24.00	29.00
SAR (W/Kg)	1.3911	0.8407	0.4278	0.2185	0.1234	0.0596	0.0419



3D screen shot	Hot spot position
	

MEASUREMENT 90

Rear-side-20M-1RB#99-middle

Type: Phone measurement (Complete)

Date of measurement: 28/6/2024

Measurement duration: 6 minutes 45 seconds

C. Experimental conditions.

<u>Area Scan</u>	<u>dx=15mm dy=15mm</u>
<u>ZoomScan</u>	<u>5x5x7, dx=8mm dy=8mm dz=5mm, Complete</u>
<u>Phantom</u>	<u>Validation plane</u>
<u>Device Position</u>	<u>Body</u>
<u>Band</u>	<u>38-N78</u>
<u>Channels</u>	<u>Middle</u>
<u>Signal</u>	<u>NSA (Crest factor: 1.0)</u>

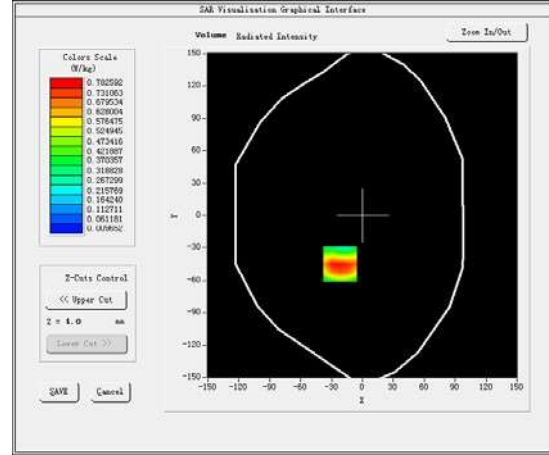
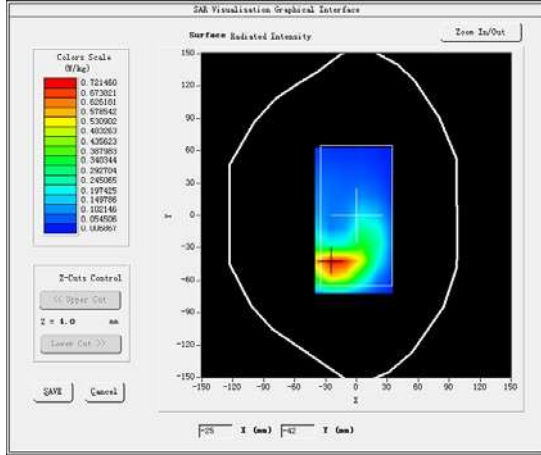
D. SAR Measurement Results

Middle Band SAR (Channel 38000):

Frequency (MHz)	2595.000000
Relative permittivity (real part)	40.288898
Relative permittivity (imaginary part)	14.186400
Conductivity (S/m)	1.376869
Variation (%)	4.180000

SURFACE SAR

VOLUME SAR

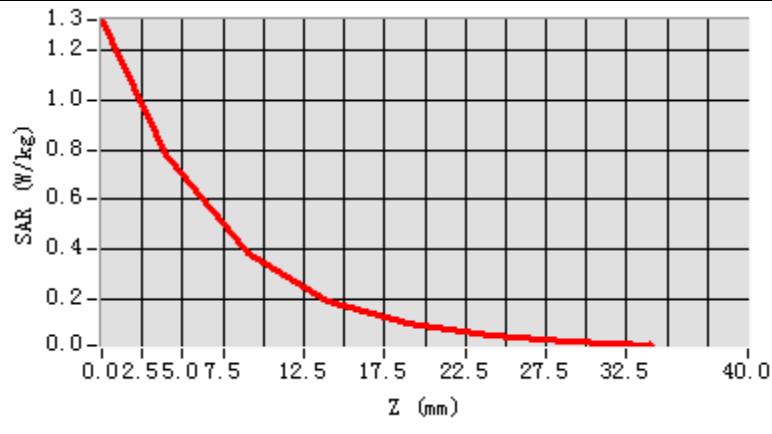


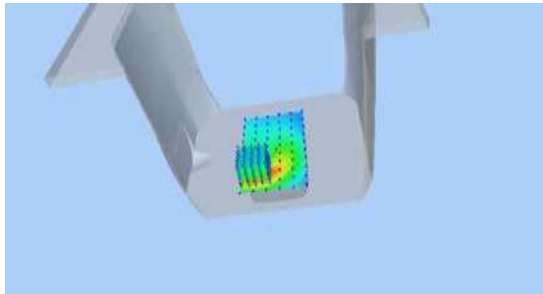
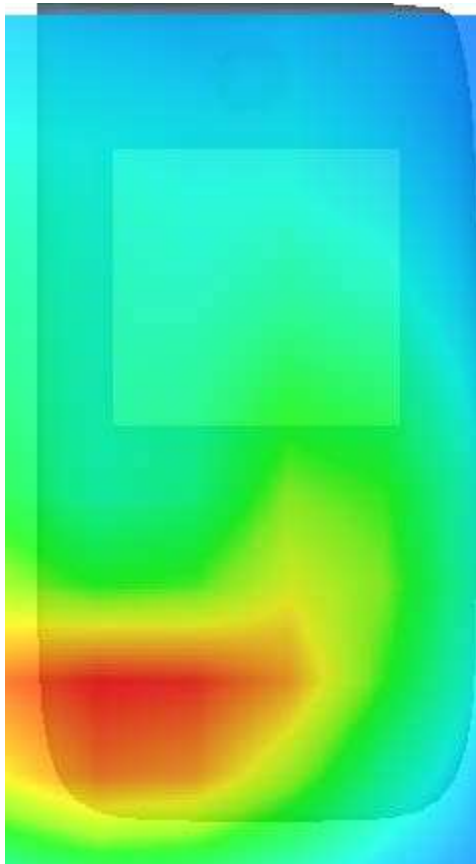
Maximum location: X=-22.00, Y=-45.00

SAR Peak: 0.04 W/kg

SAR 10g (W/Kg)	0.062158
SAR1g (W/Kg)	0.016340

Z (mm)	0.00	4.00	9.00	14.00	19.00	24.00	29.00
SAR (W/Kg)	1.3195	0.7826	0.3862	0.1949	0.1001	0.0529	0.0283



3D screen shot	Hot spot position
	

MEASUREMENT 91

20M-1RB#99

Type: Phone measurement (Complete)

Date of measurement: 28/6/2024

Measurement duration: 7 minutes 51 seconds

E. Experimental conditions.

<u>Area Scan</u>	<u>dx=15mm dy=15mm</u>
<u>ZoomScan</u>	<u>5x5x7, dx=8mm dy=8mm dz=5mm, Complete</u>
<u>Phantom</u>	<u>Right head</u>
<u>Device Position</u>	<u>Tilt</u>
<u>Band</u>	<u>40-N41</u>
<u>Channels</u>	<u>Middle</u>
<u>Signal</u>	<u>NSA (Crest factor: 1.0)</u>

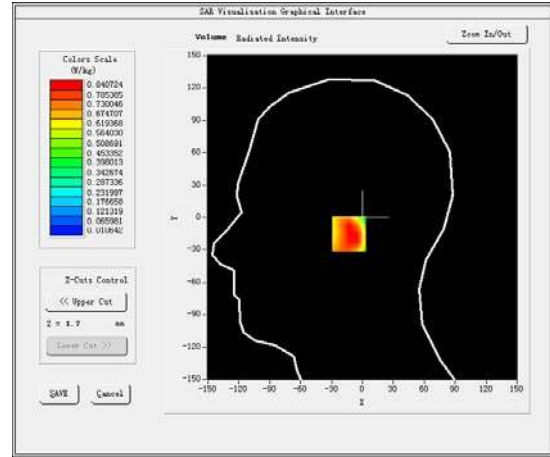
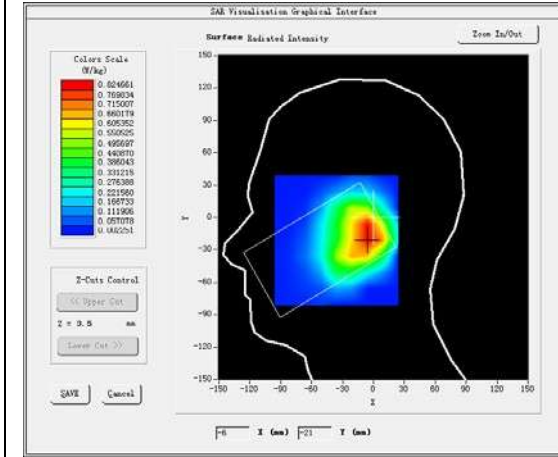
F. SAR Measurement Results

Middle Band SAR (Channel 39150):

Frequency (MHz)	2350.000000
Relative permittivity (real part)	40.288898
Relative permittivity (imaginary part)	14.186400
Conductivity (S/m)	1.376869
Variation (%)	1.210000

SURFACE SAR

VOLUME SAR

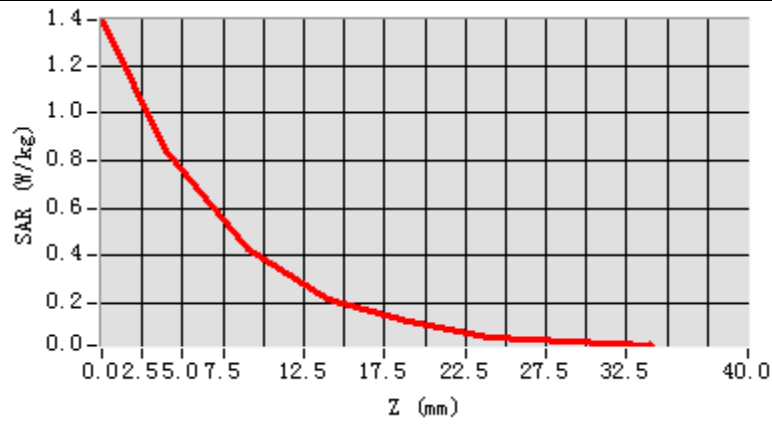


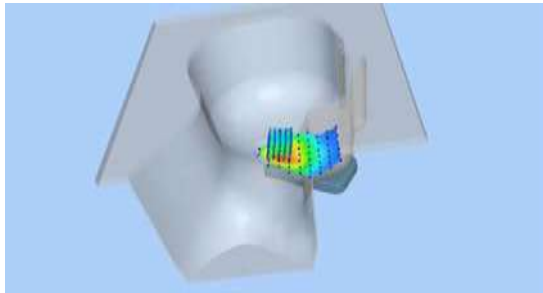
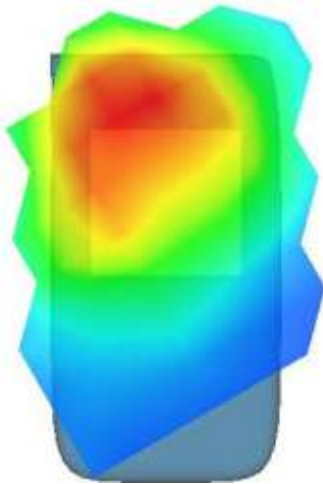
Maximum location: X=-5.00, Y=-15.00

SAR Peak: 0.31 W/kg

SAR 10g (W/Kg)	0.071842
SAR1g (W/Kg)	0.196317

Z (mm)	0.00	4.00	9.00	14.00	19.00	24.00	29.00
SAR (W/Kg)	1.3911	0.8407	0.4278	0.2185	0.1234	0.0596	0.0419



3D screen shot	Hot spot position
	

MEASUREMENT 92

Rear-side-20M-1RB#99-middle

Type: Phone measurement (Complete)

Date of measurement: 28/6/2024

Measurement duration: 6 minutes 45 seconds

E. Experimental conditions.

<u>Area Scan</u>	<u>dx=15mm dy=15mm</u>
<u>ZoomScan</u>	<u>5x5x7,dx=8mm dy=8mmdz=5mm,Complete</u>
<u>Phantom</u>	<u>Validation plane</u>
<u>Device Position</u>	<u>Body</u>
<u>Band</u>	<u>40-N41</u>
<u>Channels</u>	<u>Middle</u>
<u>Signal</u>	<u>NSA (Crest factor: 1.0)</u>

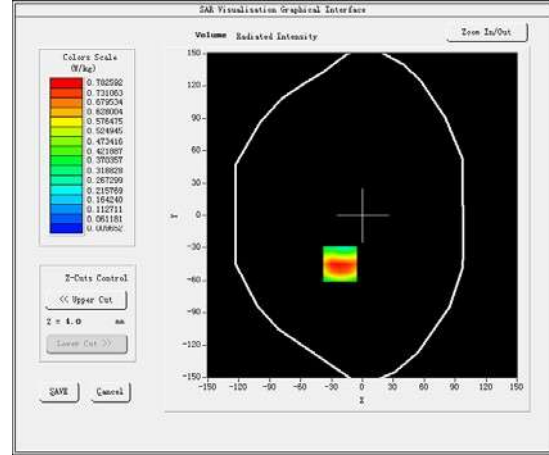
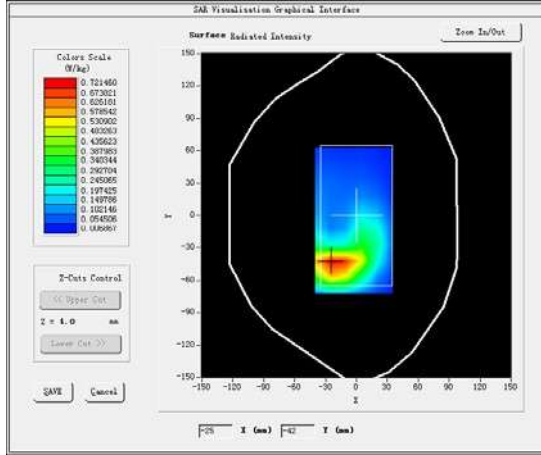
F. SAR Measurement Results

Middle Band SAR (Channel 39150):

Frequency (MHz)	2350.000000
Relative permittivity (real part)	40.288898
Relative permittivity (imaginary part)	14.186400
Conductivity (S/m)	1.376869
Variation (%)	1.300000

SURFACE SAR

VOLUME SAR

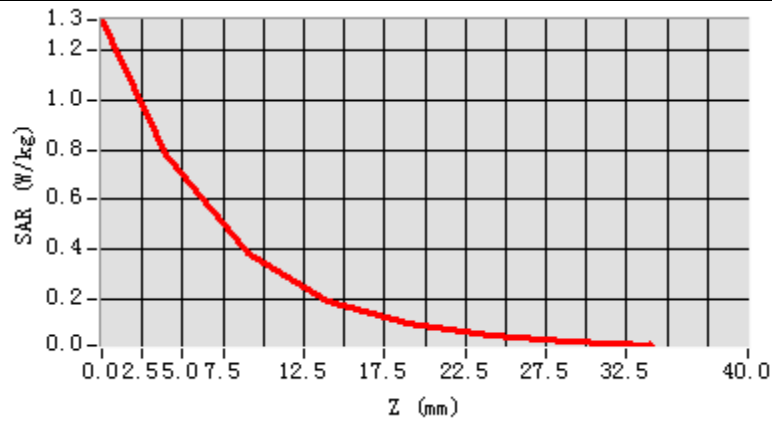


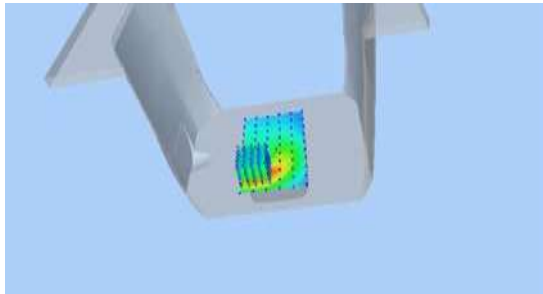
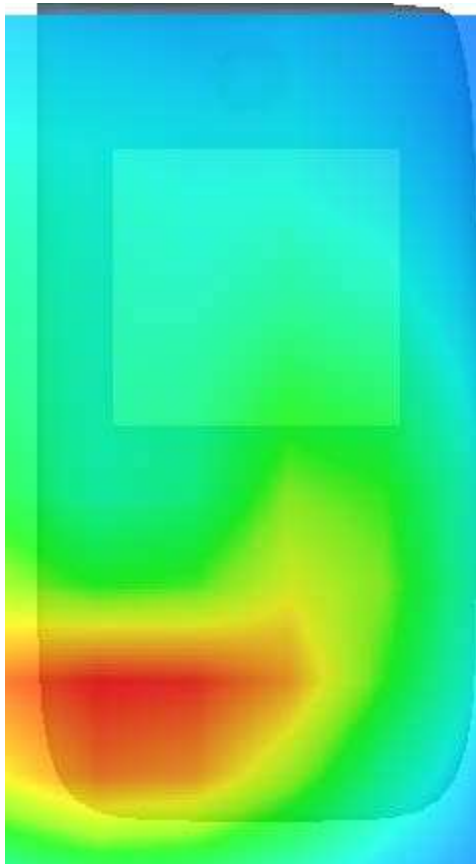
Maximum location: X=-22.00, Y=-45.00

SAR Peak: 0.15 W/kg

SAR 10g (W/Kg)	0.033571
SAR1g (W/Kg)	0.084672

Z (mm)	0.00	4.00	9.00	14.00	19.00	24.00	29.00
SAR (W/Kg)	1.3195	0.7826	0.3862	0.1949	0.1001	0.0529	0.0283



3D screen shot	Hot spot position
	

MEASUREMENT 93

20M-1RB#99

Type: Phone measurement (Complete)

Date of measurement:28/6/2024

Measurement duration: 7 minutes 51 seconds

A. Experimental conditions.

<u>Area Scan</u>	<u>dx=15mm dy=15mm</u>
<u>ZoomScan</u>	<u>5x5x7,dx=8mm dy=8mmdz=5mm,Complete</u>
<u>Phantom</u>	<u>Left head</u>
<u>Device Position</u>	<u>Tilt</u>
<u>Band</u>	<u>40-N77</u>
<u>Channels</u>	<u>Middle</u>
<u>Signal</u>	<u>NSA (Crest factor: 1.0)</u>

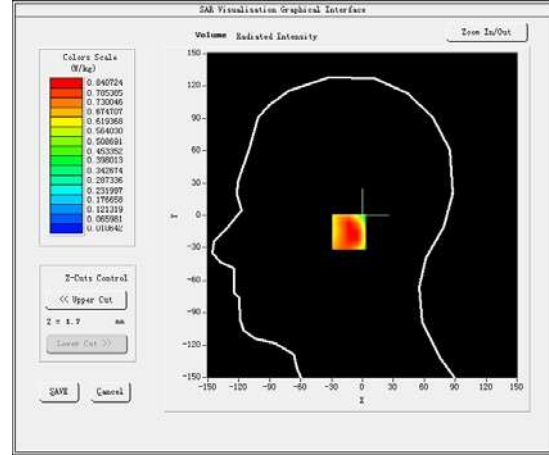
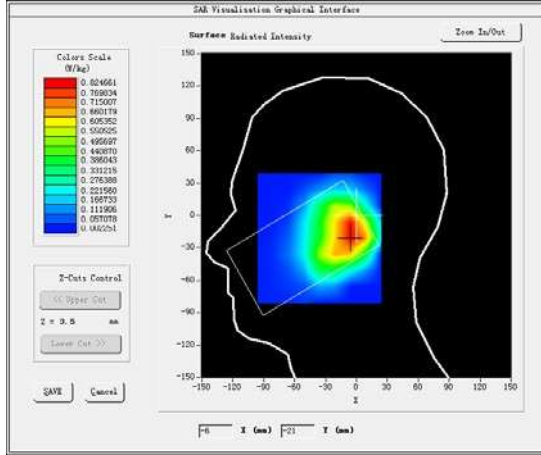
B. SAR MeasurementResults

Middle Band SAR (Channel 39150):

Frequency (MHz)	2350.000000
Relative permittivity (real part)	40.288898
Relative permittivity (imaginary part)	14.186400
Conductivity (S/m)	1.376869
Variation (%)	-4.510000

SURFACE SAR

VOLUME SAR

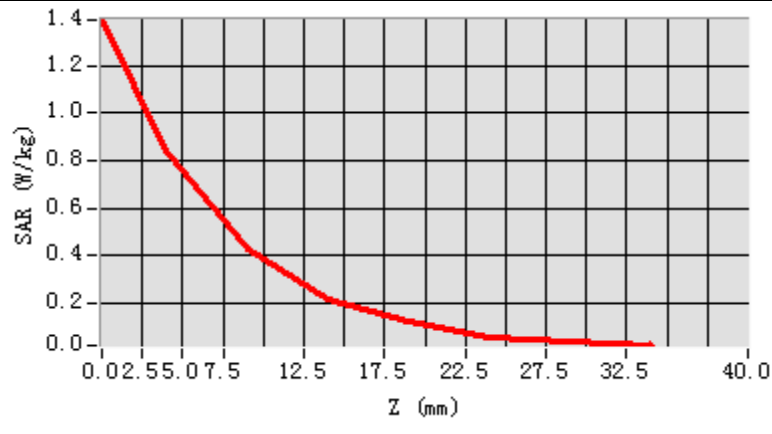


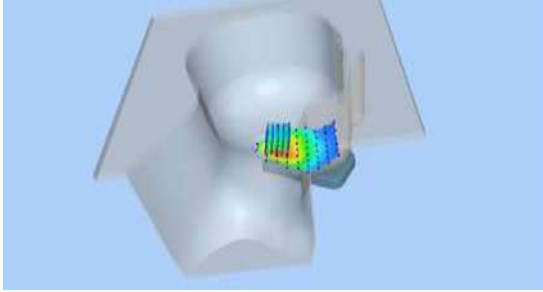

Maximum location: X=-5.00, Y=-15.00

SAR Peak: 0.16 W/kg

SAR 10g (W/Kg)	0.038247
SAR1g (W/Kg)	0.105542

Z (mm)	0.00	4.00	9.00	14.00	19.00	24.00	29.00
SAR (W/Kg)	1.3911	0.8407	0.4278	0.2185	0.1234	0.0596	0.0419



3D screen shot	Hot spot position
	

MEASUREMENT 94

Rear-side-20M-1RB#99-middle

Type: Phone measurement (Complete)

Date of measurement: 28/6/2024

Measurement duration: 6 minutes 45 seconds

A. Experimental conditions.

<u>Area Scan</u>	<u>dx=15mm dy=15mm</u>
<u>ZoomScan</u>	<u>5x5x7, dx=8mm dy=8mm dz=5mm, Complete</u>
<u>Phantom</u>	<u>Validation plane</u>
<u>Device Position</u>	<u>Body</u>
<u>Band</u>	<u>40-N77</u>
<u>Channels</u>	<u>Middle</u>
<u>Signal</u>	<u>NSA (Crest factor: 1.0)</u>

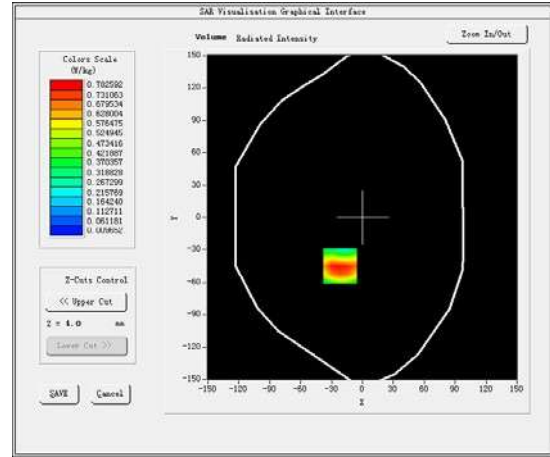
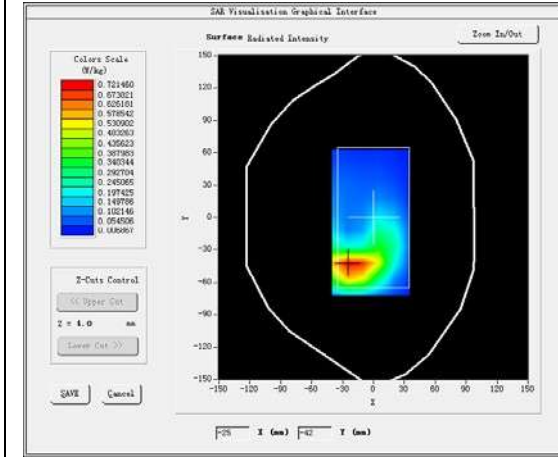
B. SAR Measurement Results

Middle Band SAR (Channel 39150):

Frequency (MHz)	2350.000000
Relative permittivity (real part)	40.288898
Relative permittivity (imaginary part)	14.186400
Conductivity (S/m)	1.376869
Variation (%)	4.800000

SURFACE SAR

VOLUME SAR

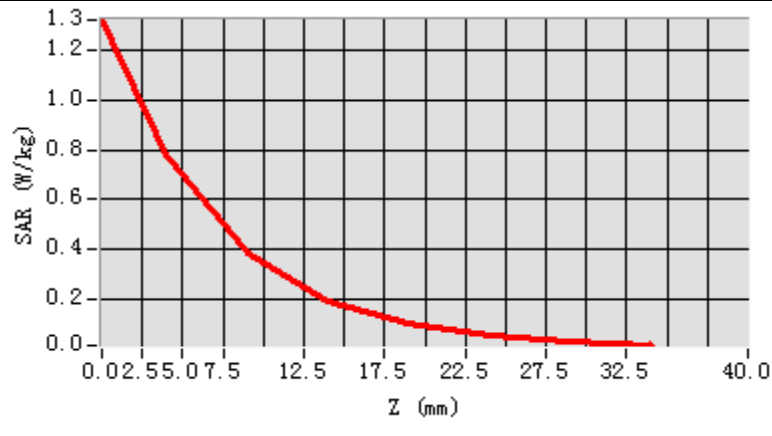


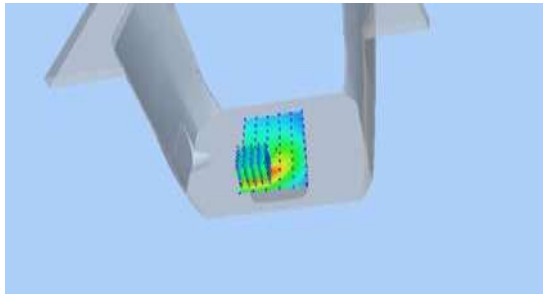
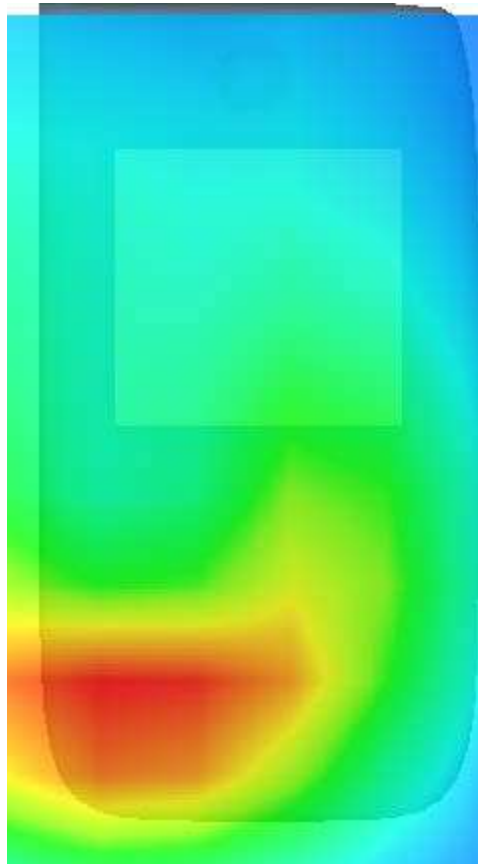
Maximum location: X=-22.00, Y=-45.00

SAR Peak: 0.04 W/kg

SAR 10g (W/Kg)	0.005312
SAR1g (W/Kg)	0.017683

Z (mm)	0.00	4.00	9.00	14.00	19.00	24.00	29.00
SAR (W/Kg)	1.3195	0.7826	0.3862	0.1949	0.1001	0.0529	0.0283



3D screen shot	Hot spot position
	

MEASUREMENT 95

20M-1RB#99

Type: Phone measurement (Complete)

Date of measurement:28/6/2024

Measurement duration: 7 minutes 51 seconds

C. Experimental conditions.

<u>Area Scan</u>	<u>dx=15mm dy=15mm</u>
<u>ZoomScan</u>	<u>5x5x7,dx=8mm dy=8mmdz=5mm,Complete</u>
<u>Phantom</u>	<u>Left head</u>
<u>Device Position</u>	<u>Tilt</u>
<u>Band</u>	<u>40-N78</u>
<u>Channels</u>	<u>Middle</u>
<u>Signal</u>	<u>NSA (Crest factor: 1.0)</u>

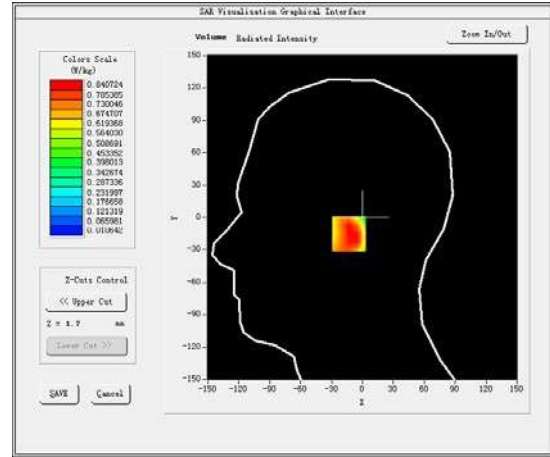
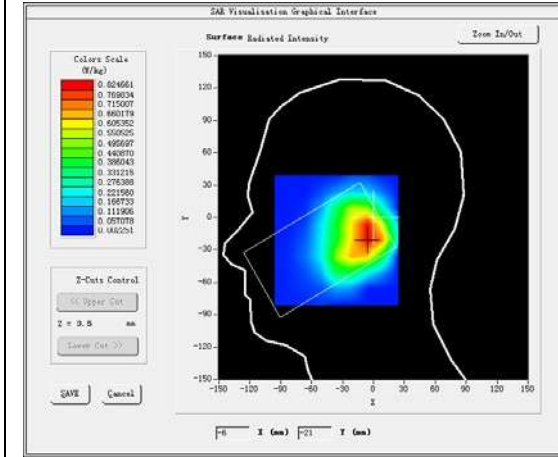
D. SAR MeasurementResults

Middle Band SAR (Channel 39150):

Frequency (MHz)	2350.000000
Relative permittivity (real part)	40.288898
Relative permittivity (imaginary part)	14.186400
Conductivity (S/m)	1.376869
Variation (%)	0.020000

SURFACE SAR

VOLUME SAR

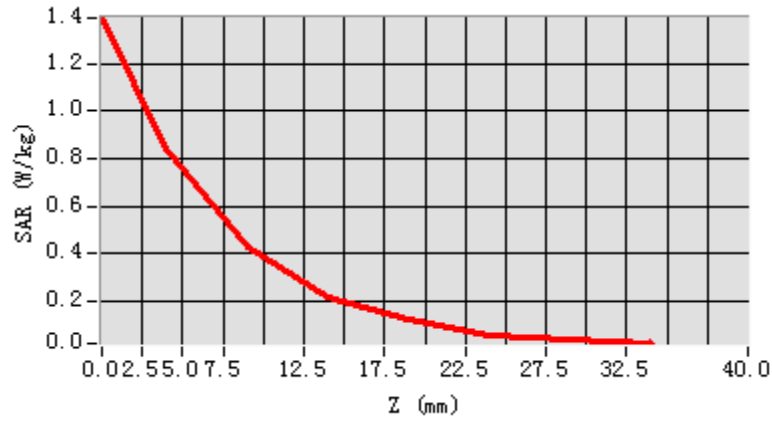


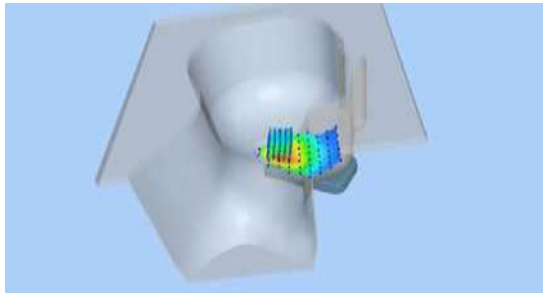
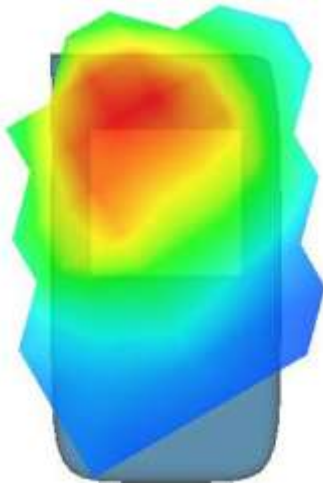
Maximum location: X=-5.00, Y=-15.00

SAR Peak: 0.22 W/kg

SAR 10g (W/Kg)	0.046318
SAR1g (W/Kg)	0.147204

Z (mm)	0.00	4.00	9.00	14.00	19.00	24.00	29.00
SAR (W/Kg)	1.3911	0.8407	0.4278	0.2185	0.1234	0.0596	0.0419



3D screen shot	Hot spot position
	

MEASUREMENT 96

Rear-side-20M-1RB#99-middle

Type: Phone measurement (Complete)

Date of measurement: 28/6/2024

Measurement duration: 6 minutes 45 seconds

C. Experimental conditions.

<u>Area Scan</u>	<u>dx=15mm dy=15mm</u>
<u>ZoomScan</u>	<u>5x5x7, dx=8mm dy=8mm dz=5mm, Complete</u>
<u>Phantom</u>	<u>Validation plane</u>
<u>Device Position</u>	<u>Body</u>
<u>Band</u>	<u>40-N78</u>
<u>Channels</u>	<u>Middle</u>
<u>Signal</u>	<u>NSA (Crest factor: 1.0)</u>

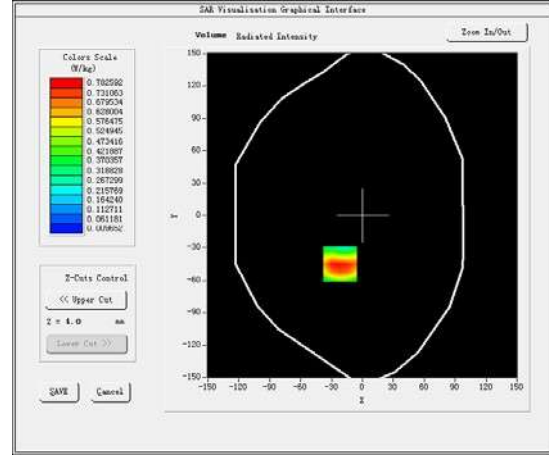
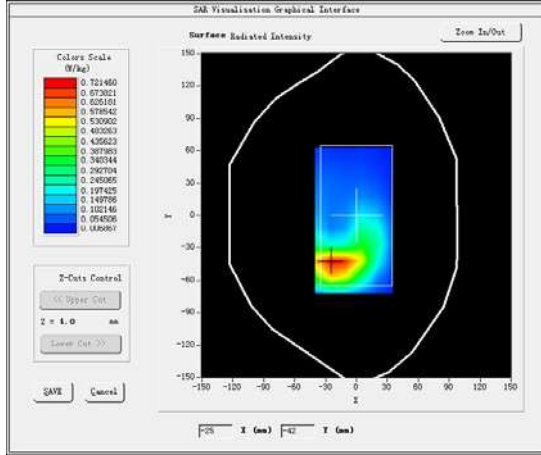
D. SAR Measurement Results

Middle Band SAR (Channel 39150):

Frequency (MHz)	2350.000000
Relative permittivity (real part)	40.288898
Relative permittivity (imaginary part)	14.186400
Conductivity (S/m)	1.376869
Variation (%)	2.750000

SURFACE SAR

VOLUME SAR

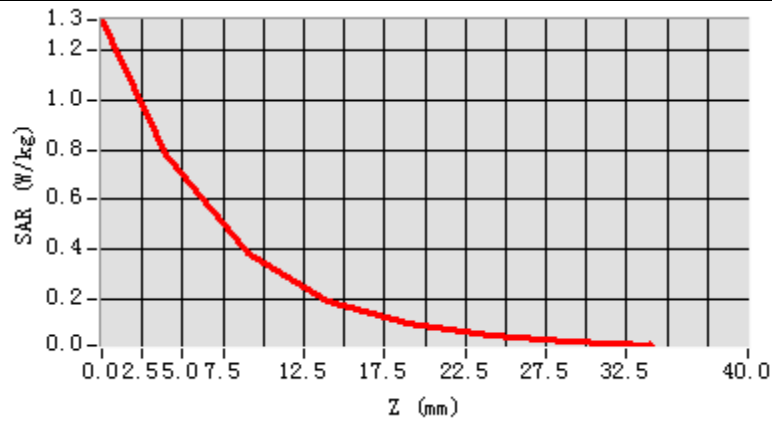


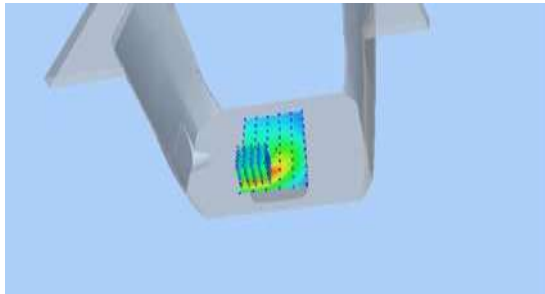
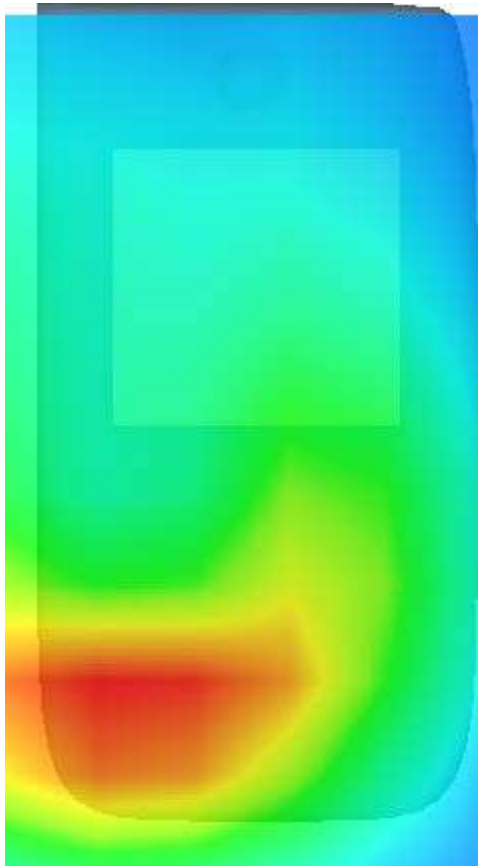
Maximum location: X=-22.00, Y=-45.00

SAR Peak: 0.03 W/kg

SAR 10g (W/Kg)	0.008347
SAR1g (W/Kg)	0.020144

Z (mm)	0.00	4.00	9.00	14.00	19.00	24.00	29.00
SAR (W/Kg)	1.3195	0.7826	0.3862	0.1949	0.1001	0.0529	0.0283



3D screen shot	Hot spot position
	

MEASUREMENT 97

20M-1RB#99

Type: Phone measurement (Complete)

Date of measurement:28/6/2024

Measurement duration: 7 minutes 51 seconds

A. Experimental conditions.

<u>Area Scan</u>	<u>dx=15mm dy=15mm</u>
<u>ZoomScan</u>	<u>5x5x7,dx=8mm dy=8mmdz=5mm,Complete</u>
<u>Phantom</u>	<u>Left head</u>
<u>Device Position</u>	<u>Cheek</u>
<u>Band</u>	<u>66-N7</u>
<u>Channels</u>	<u>Middle</u>
<u>Signal</u>	<u>NSA (Crest factor: 1.0)</u>

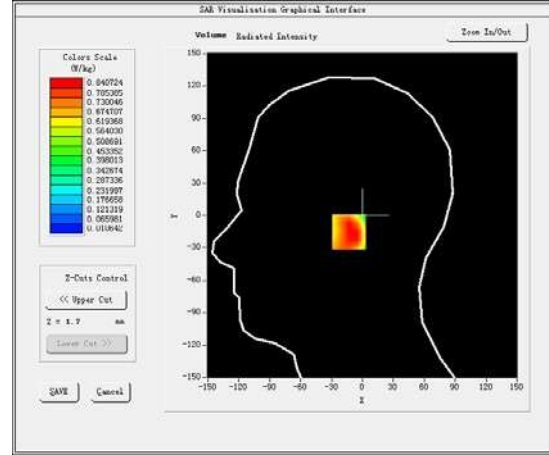
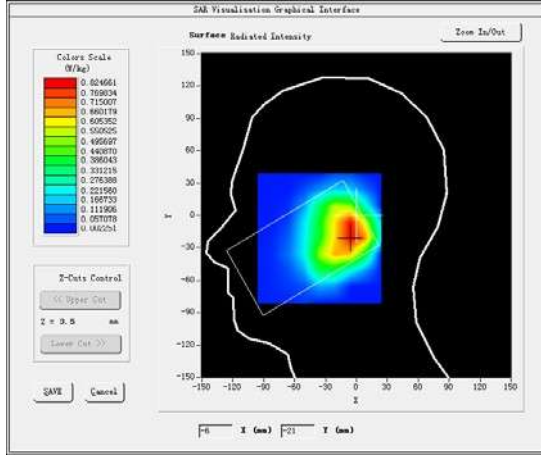
B. SAR MeasurementResults

Middle Band SAR (Channel 132322):

Frequency (MHz)	1745.000000
Relative permittivity (real part)	40.288898
Relative permittivity (imaginary part)	14.186400
Conductivity (S/m)	1.376869
Variation (%)	-2.630000

SURFACE SAR

VOLUME SAR

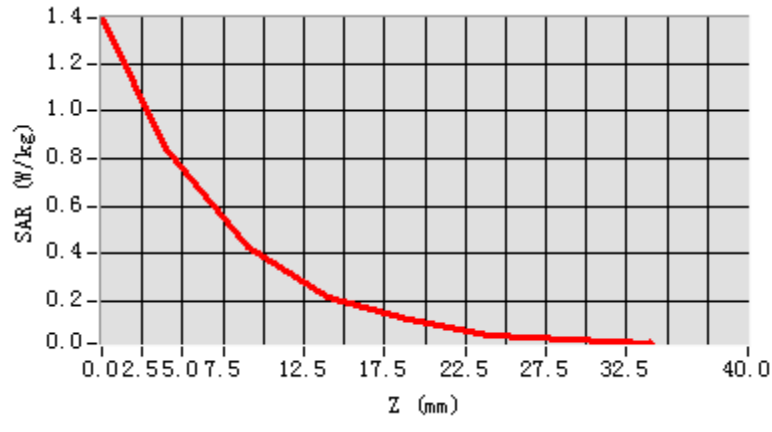




Maximum location: X=-5.00, Y=-15.00

SAR Peak: 0.39 W/kg

SAR 10g (W/Kg)	0.122401
SAR1g (W/Kg)	0.287362

Z (mm)	0.00	4.00	9.00	14.00	19.00	24.00	29.00
SAR (W/Kg)	1.3911	0.8407	0.4278	0.2185	0.1234	0.0596	0.0419



3D screen shot	Hot spot position
	

MEASUREMENT 98

Rear-side-20M-1RB#99-middle

Type: Phone measurement (Complete)

Date of measurement:28/6/2024

Measurement duration: 6 minutes 45 seconds

A. Experimental conditions.

<u>Area Scan</u>	<u>dx=15mm dy=15mm</u>
<u>ZoomScan</u>	<u>5x5x7,dx=8mm dy=8mmdz=5mm,Complete</u>
<u>Phantom</u>	<u>Validation plane</u>
<u>Device Position</u>	<u>Body</u>
<u>Band</u>	<u>66-N7</u>
<u>Channels</u>	<u>Middle</u>
<u>Signal</u>	<u>NSA (Crest factor: 1.0)</u>

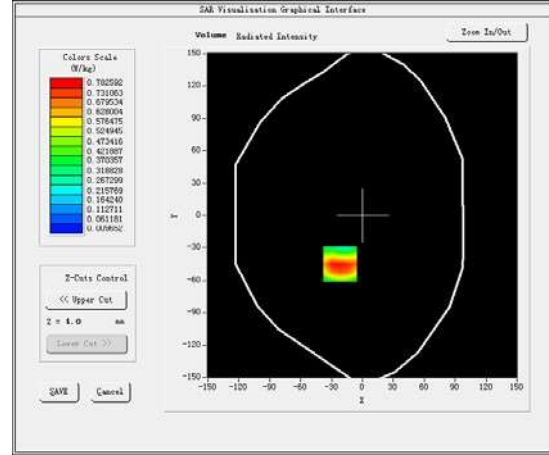
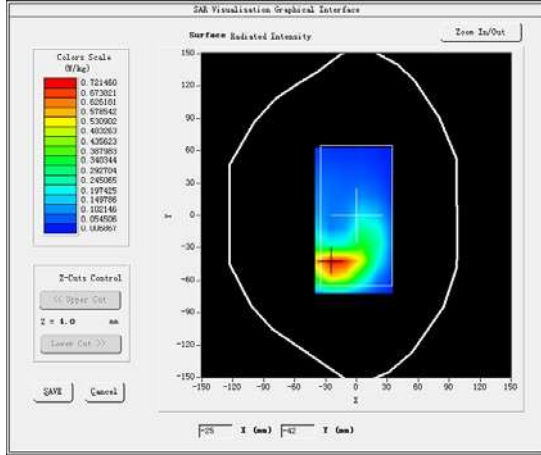
B. SAR MeasurementResults

Middle Band SAR (Channel 132322):

Frequency (MHz)	1745.000000
Relative permittivity (real part)	40.288898
Relative permittivity (imaginary part)	14.186400
Conductivity (S/m)	1.376869
Variation (%)	-4.180000

SURFACE SAR

VOLUME SAR

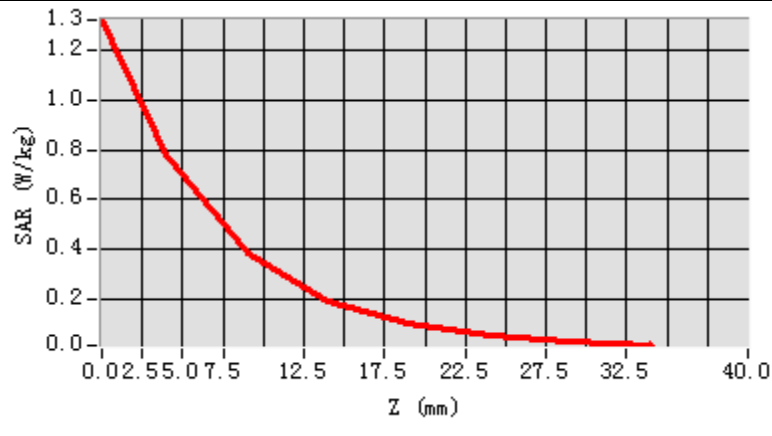


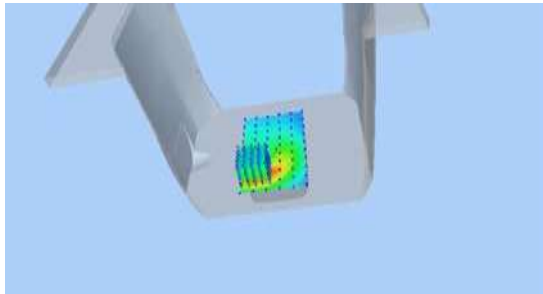
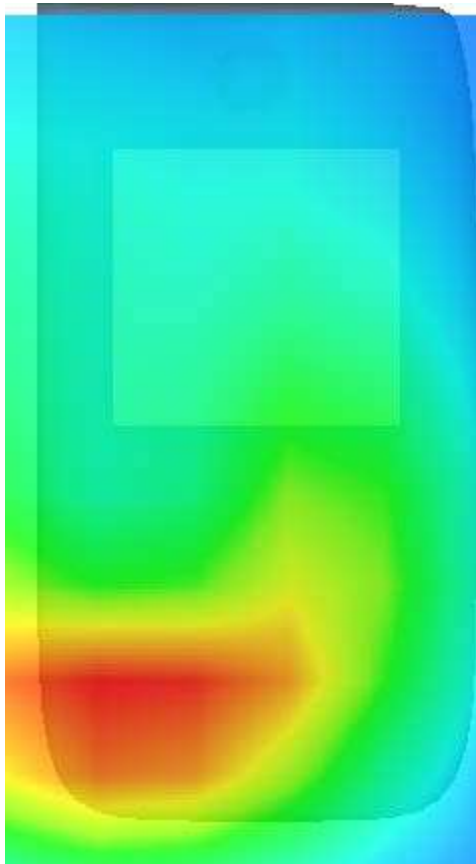
Maximum location: X=-22.00, Y=-45.00

SAR Peak: 0.29 W/kg

SAR 10g (W/Kg)	0.073249
SAR1g (W/Kg)	0.155341

Z (mm)	0.00	4.00	9.00	14.00	19.00	24.00	29.00
SAR (W/Kg)	1.3195	0.7826	0.3862	0.1949	0.1001	0.0529	0.0283



3D screen shot	Hot spot position
	

MEASUREMENT 99

20M-1RB#99

Type: Phone measurement (Complete)

Date of measurement: 28/6/2024

Measurement duration: 7 minutes 51 seconds

A. Experimental conditions.

<u>Area Scan</u>	<u>dx=15mm dy=15mm</u>
<u>ZoomScan</u>	<u>5x5x7, dx=8mm dy=8mm dz=5mm, Complete</u>
<u>Phantom</u>	<u>Right head</u>
<u>Device Position</u>	<u>Cheek</u>
<u>Band</u>	<u>66-N41</u>
<u>Channels</u>	<u>Middle</u>
<u>Signal</u>	<u>NSA (Crest factor: 1.0)</u>

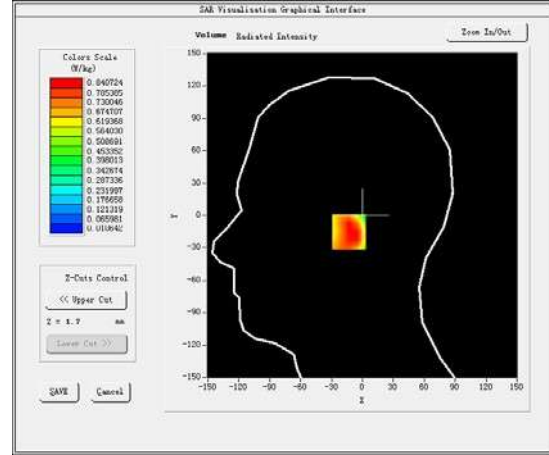
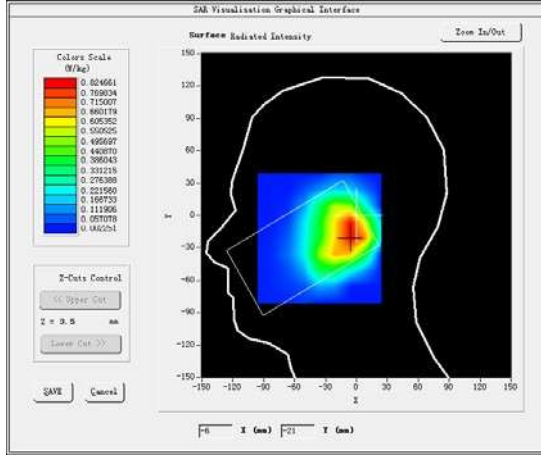
B. SAR Measurement Results

Middle Band SAR (Channel 132322):

Frequency (MHz)	1750.000000
Relative permittivity (real part)	40.288898
Relative permittivity (imaginary part)	14.186400
Conductivity (S/m)	1.376869
Variation (%)	-0.530000

SURFACE SAR

VOLUME SAR

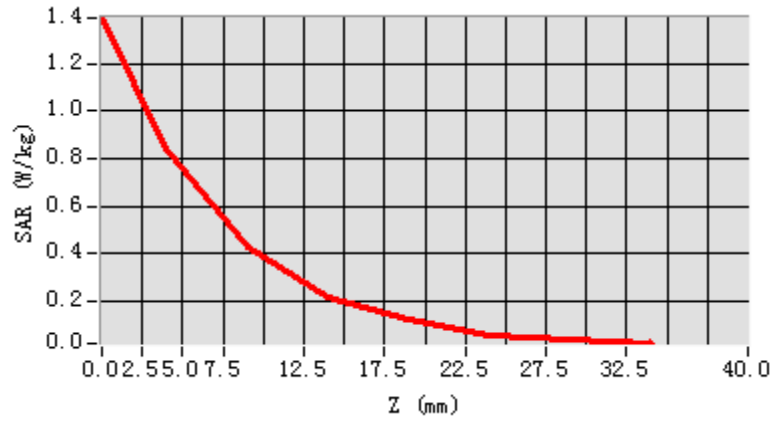


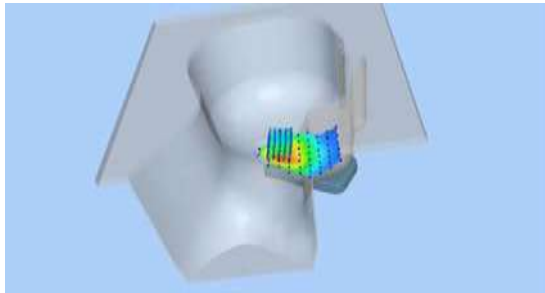

Maximum location: X=-5.00, Y=-15.00

SAR Peak: 0.45 W/kg

SAR 10g (W/Kg)	0.118195
SAR1g (W/Kg)	0.259347

Z (mm)	0.00	4.00	9.00	14.00	19.00	24.00	29.00
SAR (W/Kg)	1.3911	0.8407	0.4278	0.2185	0.1234	0.0596	0.0419



3D screen shot	Hot spot position
	

MEASUREMENT 100

Rear-side-20M-1RB#99-middle

Type: Phone measurement (Complete)

Date of measurement:28/6/2024

Measurement duration: 6 minutes 45 seconds

A. Experimental conditions.

<u>Area Scan</u>	<u>dx=15mm dy=15mm</u>
<u>ZoomScan</u>	<u>5x5x7,dx=8mm dy=8mmdz=5mm,Complete</u>
<u>Phantom</u>	<u>Validation plane</u>
<u>Device Position</u>	<u>Body</u>
<u>Band</u>	<u>66-N38</u>
<u>Channels</u>	<u>Middle</u>
<u>Signal</u>	<u>NSA (Crest factor: 1.0)</u>

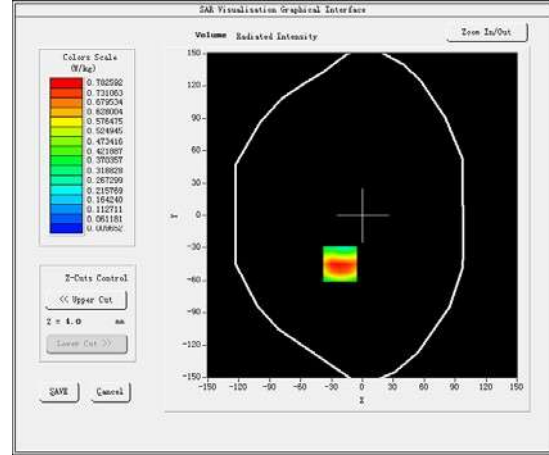
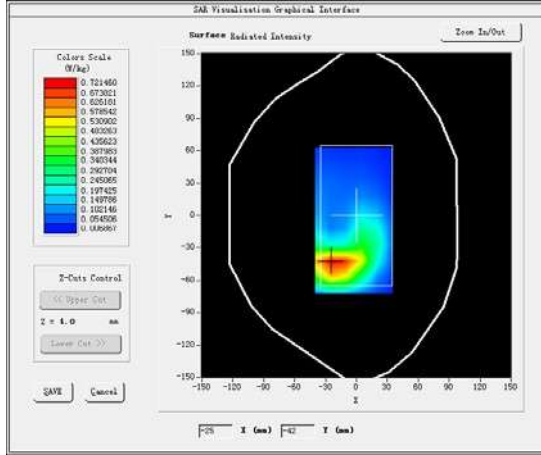
B. SAR MeasurementResults

Middle Band SAR (Channel 132322):

Frequency (MHz)	1745.000000
Relative permittivity (real part)	40.288898
Relative permittivity (imaginary part)	14.186400
Conductivity (S/m)	1.376869
Variation (%)	-4.780000

SURFACE SAR

VOLUME SAR

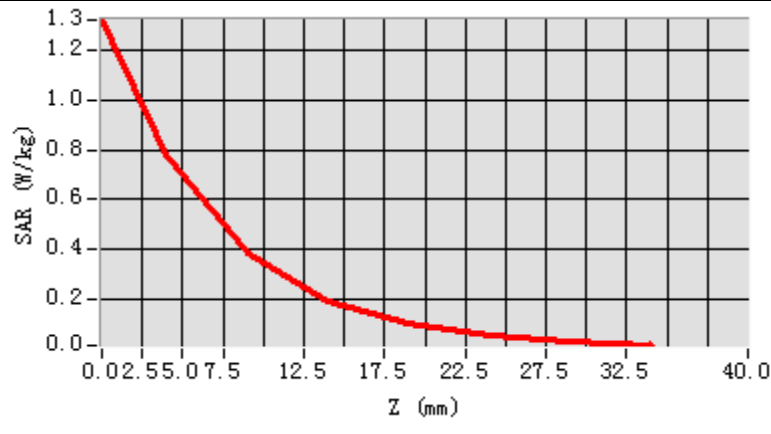


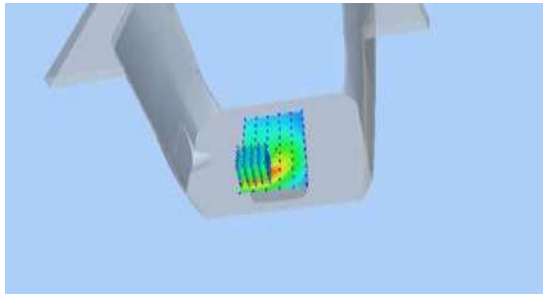
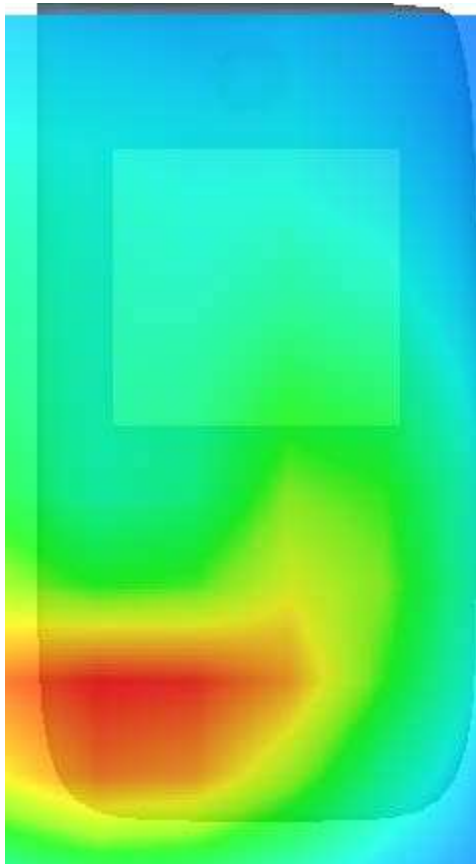
Maximum location: X=-22.00, Y=-45.00

SAR Peak: 0.34 W/kg

SAR 10g (W/Kg)	0.073195
SAR1g (W/Kg)	0.152741

Z (mm)	0.00	4.00	9.00	14.00	19.00	24.00	29.00
SAR (W/Kg)	1.3195	0.7826	0.3862	0.1949	0.1001	0.0529	0.0283



3D screen shot	Hot spot position
	

MEASUREMENT 101

20M-1RB#99

Type: Phone measurement (Complete)

Date of measurement: 28/6/2024

Measurement duration: 7 minutes 51 seconds

C. Experimental conditions.

<u>Area Scan</u>	<u>dx=15mm dy=15mm</u>
<u>ZoomScan</u>	<u>5x5x7, dx=8mm dy=8mm dz=5mm, Complete</u>
<u>Phantom</u>	<u>Left head</u>
<u>Device Position</u>	<u>Cheek</u>
<u>Band</u>	<u>66-N41</u>
<u>Channels</u>	<u>Middle</u>
<u>Signal</u>	<u>NSA (Crest factor: 1.0)</u>

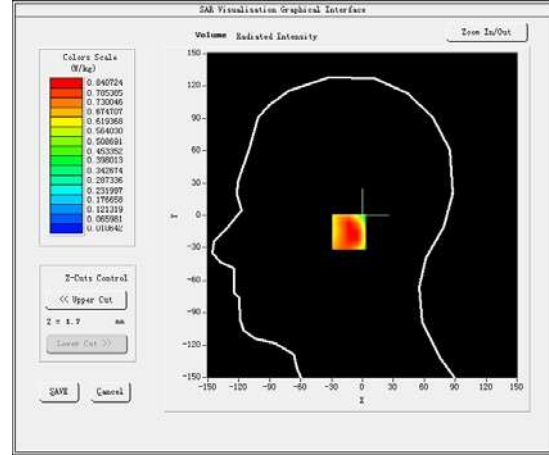
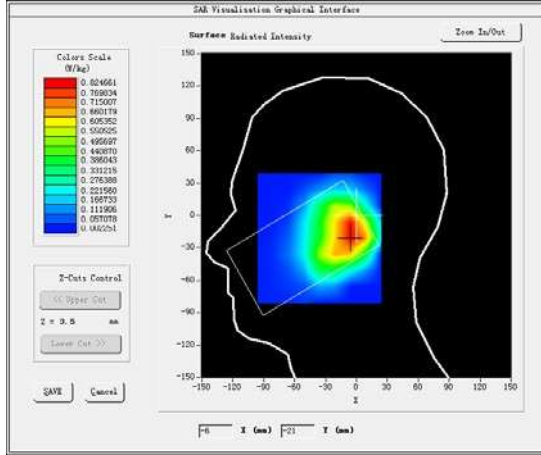
D. SAR Measurement Results

Middle Band SAR (Channel 132322):

Frequency (MHz)	1750.000000
Relative permittivity (real part)	40.288898
Relative permittivity (imaginary part)	14.186400
Conductivity (S/m)	1.376869
Variation (%)	-1.000000

SURFACE SAR

VOLUME SAR

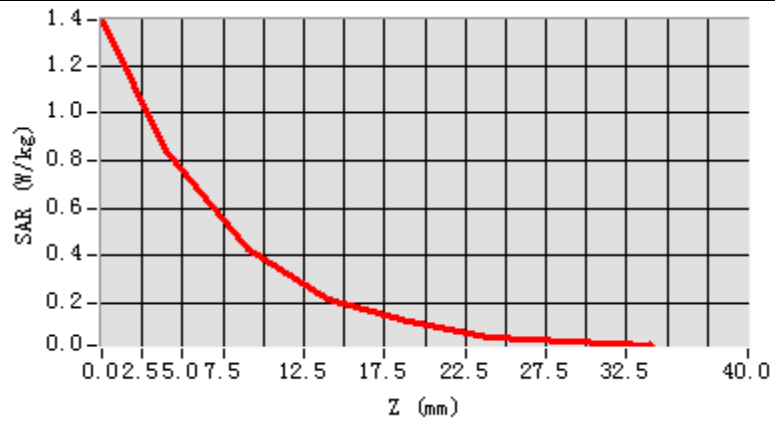


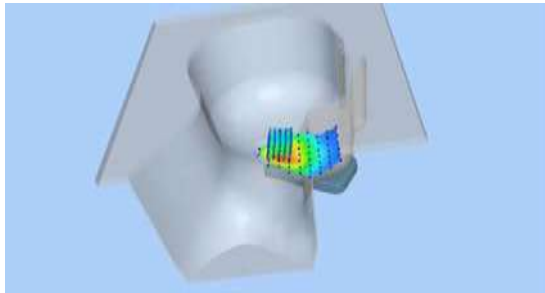

Maximum location: X=-5.00, Y=-15.00

SAR Peak: 0.41 W/kg

SAR 10g (W/Kg)	0.088272
SAR1g (W/Kg)	0.235164

Z (mm)	0.00	4.00	9.00	14.00	19.00	24.00	29.00
SAR (W/Kg)	1.3911	0.8407	0.4278	0.2185	0.1234	0.0596	0.0419



3D screen shot	Hot spot position
	

MEASUREMENT 102

Rear-side-20M-1RB#99-middle

Type: Phone measurement (Complete)

Date of measurement: 28/6/2024

Measurement duration: 6 minutes 45 seconds

C. Experimental conditions.

<u>Area Scan</u>	<u>dx=15mm dy=15mm</u>
<u>ZoomScan</u>	<u>5x5x7, dx=8mm dy=8mm dz=5mm, Complete</u>
<u>Phantom</u>	<u>Validation plane</u>
<u>Device Position</u>	<u>Body</u>
<u>Band</u>	<u>66-N41</u>
<u>Channels</u>	<u>Middle</u>
<u>Signal</u>	<u>NSA (Crest factor: 1.0)</u>

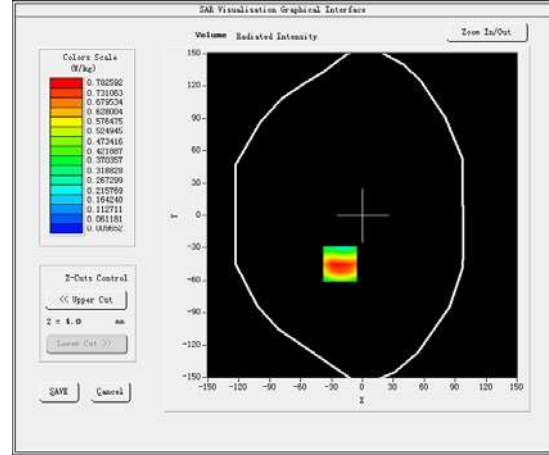
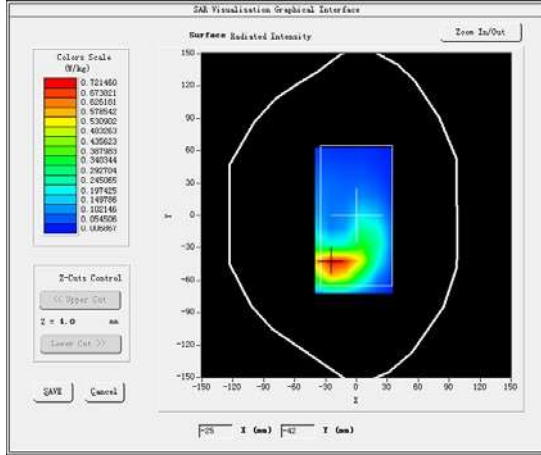
D. SAR Measurement Results

Middle Band SAR (Channel 132322):

Frequency (MHz)	1745.000000
Relative permittivity (real part)	40.288898
Relative permittivity (imaginary part)	14.186400
Conductivity (S/m)	1.376869
Variation (%)	-4.570000

SURFACE SAR

VOLUME SAR

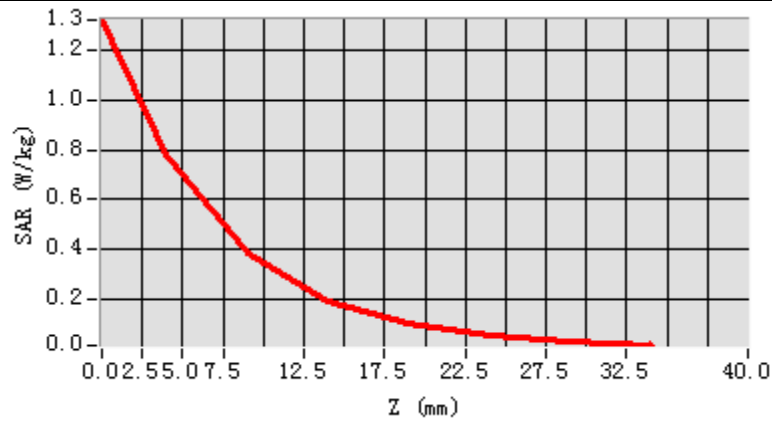


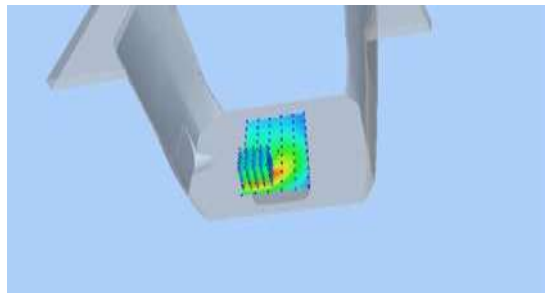
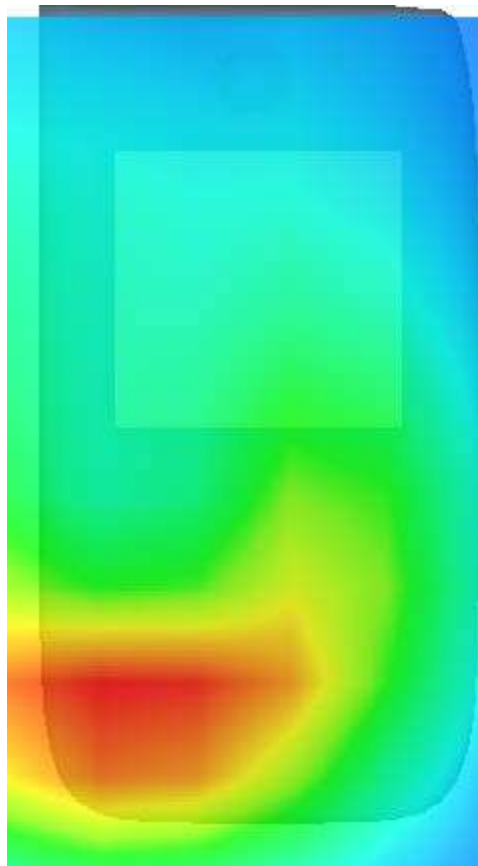
Maximum location: X=-22.00, Y=-45.00

SAR Peak: 0.65 W/kg

SAR 10g (W/Kg)	0.216301
SAR1g (W/Kg)	0.487349

Z (mm)	0.00	4.00	9.00	14.00	19.00	24.00	29.00
SAR (W/Kg)	1.3195	0.7826	0.3862	0.1949	0.1001	0.0529	0.0283



3D screen shot	Hot spot position
	

MEASUREMENT 103

20M-1RB#99

Type: Phone measurement (Complete)

Date of measurement: 28/6/2024

Measurement duration: 7 minutes 51 seconds

A. Experimental conditions.

<u>Area Scan</u>	<u>dx=15mm dy=15mm</u>
<u>ZoomScan</u>	<u>5x5x7, dx=8mm dy=8mm dz=5mm, Complete</u>
<u>Phantom</u>	<u>Right head</u>
<u>Device Position</u>	<u>Cheek</u>
<u>Band</u>	<u>66-N66</u>
<u>Channels</u>	<u>Middle</u>
<u>Signal</u>	<u>NSA (Crest factor: 1.0)</u>

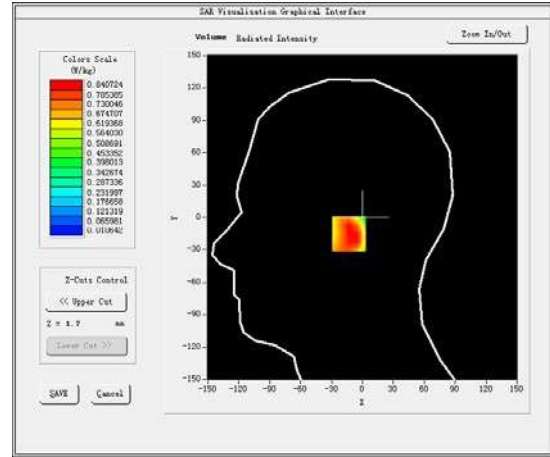
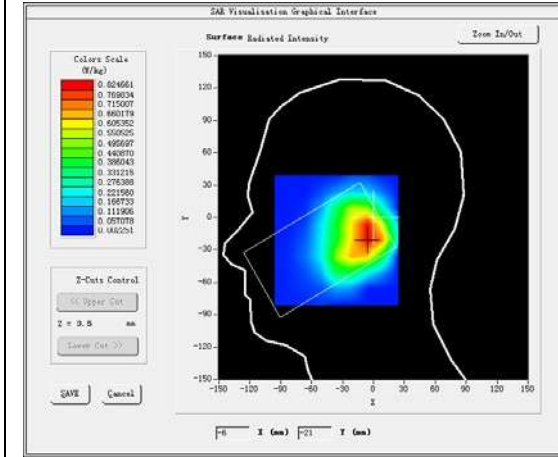
B. SAR Measurement Results

Middle Band SAR (Channel 132332):

Frequency (MHz)	1745.000000
Relative permittivity (real part)	40.288898
Relative permittivity (imaginary part)	14.186400
Conductivity (S/m)	1.376869
Variation (%)	0.620000

SURFACE SAR

VOLUME SAR

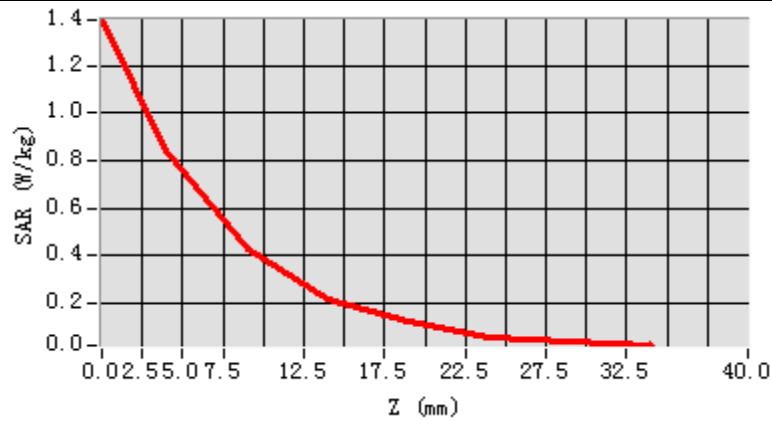


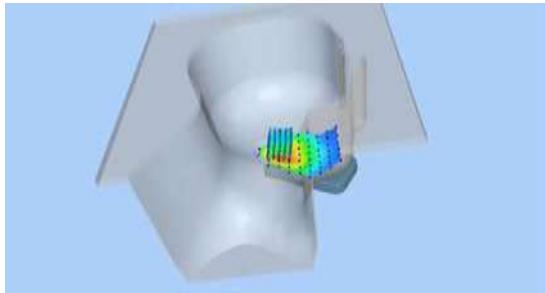

Maximum location: X=-5.00, Y=-15.00

SAR Peak: 0.72 W/kg

SAR 10g (W/Kg)	0.205461
SAR1g (W/Kg)	0.470985

Z (mm)	0.00	4.00	9.00	14.00	19.00	24.00	29.00
SAR (W/Kg)	1.3911	0.8407	0.4278	0.2185	0.1234	0.0596	0.0419



3D screen shot	Hot spot position
	

MEASUREMENT 104

Rear-side-20M-1RB#99-middle

Type: Phone measurement (Complete)

Date of measurement:28/6/2024

Measurement duration: 6 minutes 45 seconds

A. Experimental conditions.

<u>Area Scan</u>	<u>dx=15mm dy=15mm</u>
<u>ZoomScan</u>	<u>5x5x7,dx=8mm dy=8mmdz=5mm,Complete</u>
<u>Phantom</u>	<u>Validation plane</u>
<u>Device Position</u>	<u>Body</u>
<u>Band</u>	<u>66-N66</u>
<u>Channels</u>	<u>Middle</u>
<u>Signal</u>	<u>NSA (Crest factor: 1.0)</u>

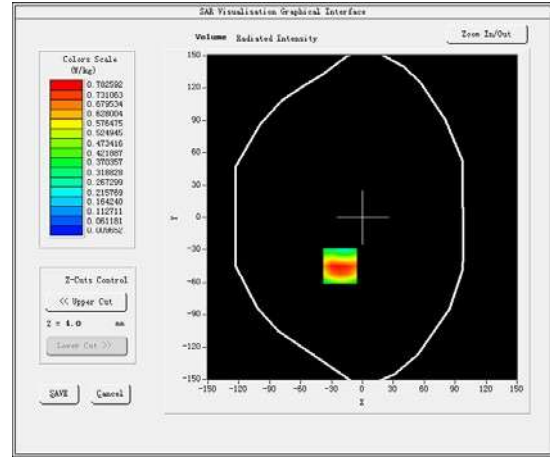
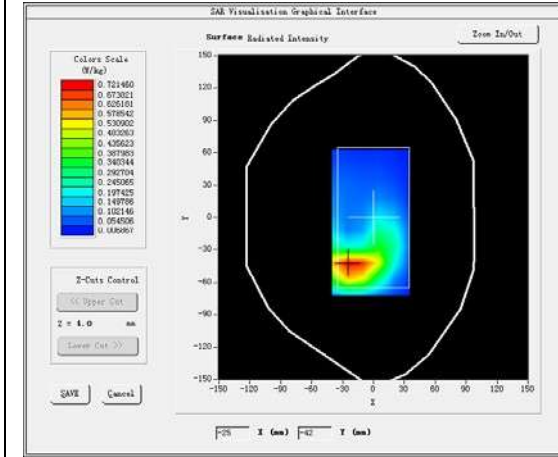
B. SAR MeasurementResults

Middle Band SAR (Channel 132322):

Frequency (MHz)	1745.000000
Relative permittivity (real part)	40.288898
Relative permittivity (imaginary part)	14.186400
Conductivity (S/m)	1.376869
Variation (%)	1.530000

SURFACE SAR

VOLUME SAR

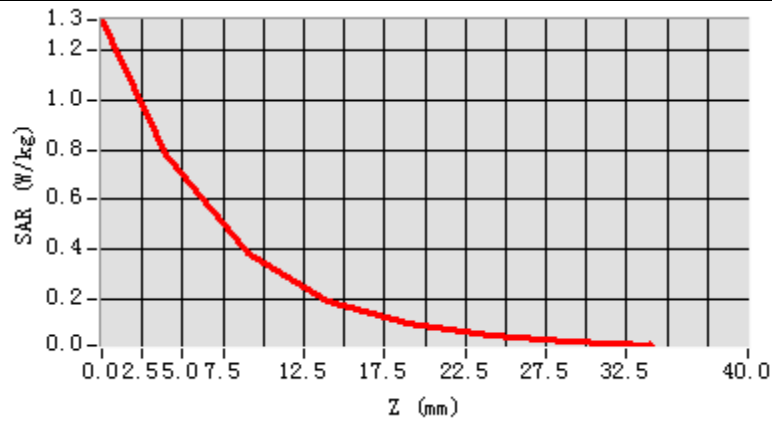


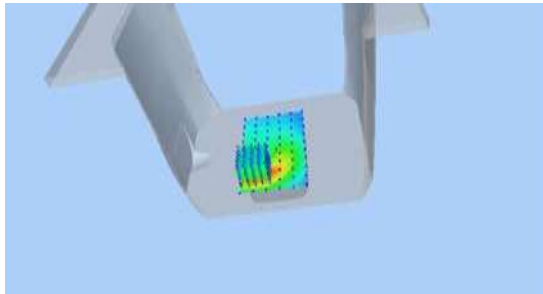
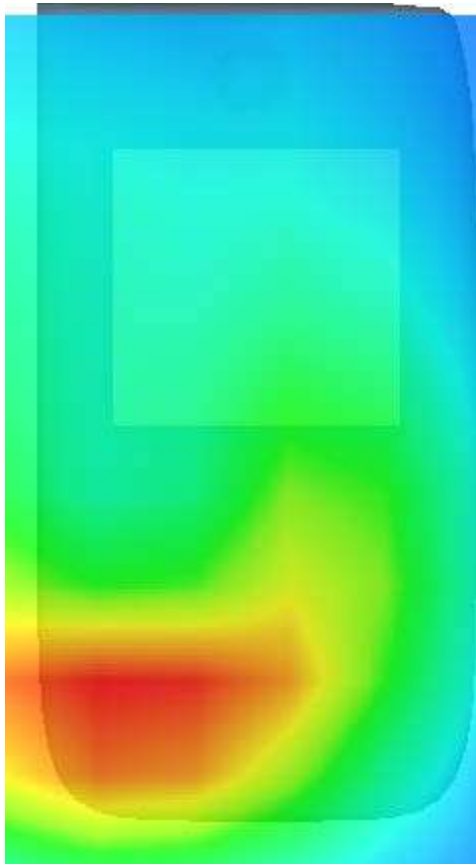
Maximum location: X=-22.00, Y=-45.00

SAR Peak: 1.07 W/kg

SAR 10g (W/Kg)	0.092346
SAR1g (W/Kg)	0.242157

Z (mm)	0.00	4.00	9.00	14.00	19.00	24.00	29.00
SAR (W/Kg)	1.3195	0.7826	0.3862	0.1949	0.1001	0.0529	0.0283



3D screen shot	Hot spot position
	

MEASUREMENT 105

20M-1RB#99

Type: Phone measurement (Complete)

Date of measurement: 28/6/2024

Measurement duration: 7 minutes 51 seconds

A. Experimental conditions.

<u>Area Scan</u>	<u>dx=15mm dy=15mm</u>
<u>ZoomScan</u>	<u>5x5x7, dx=8mm dy=8mm dz=5mm, Complete</u>
<u>Phantom</u>	<u>Right head</u>
<u>Device Position</u>	<u>Cheek</u>
<u>Band</u>	<u>66-N77</u>
<u>Channels</u>	<u>Middle</u>
<u>Signal</u>	<u>NSA (Crest factor: 1.0)</u>

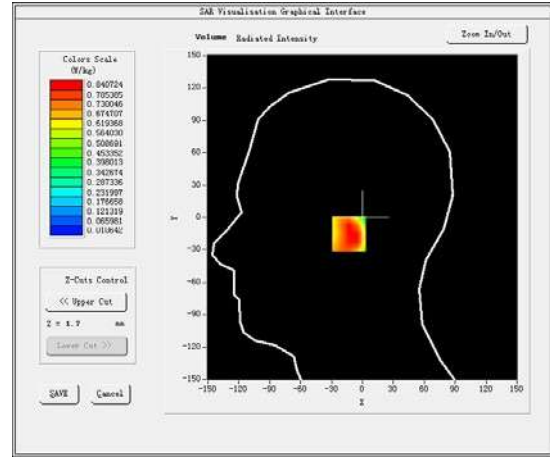
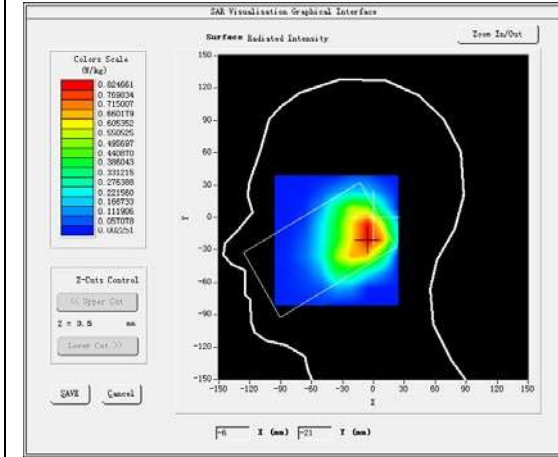
B. SAR Measurement Results

Middle Band SAR (Channel 132322):

Frequency (MHz)	1745.000000
Relative permittivity (real part)	40.288898
Relative permittivity (imaginary part)	14.186400
Conductivity (S/m)	1.376869
Variation (%)	-1.880000

SURFACE SAR

VOLUME SAR

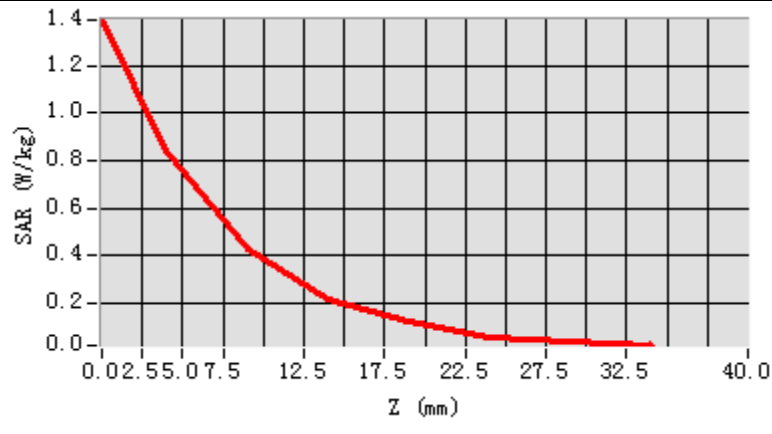




Maximum location: X=-5.00, Y=-15.00

SAR Peak: 0.52 W/kg

SAR 10g (W/Kg)	0.165542
SAR1g (W/Kg)	0.396028

Z (mm)	0.00	4.00	9.00	14.00	19.00	24.00	29.00
SAR (W/Kg)	1.3911	0.8407	0.4278	0.2185	0.1234	0.0596	0.0419



3D screen shot	Hot spot position
	

MEASUREMENT 106

Rear-side-20M-1RB#99-middle

Type: Phone measurement (Complete)

Date of measurement: 28/6/2024

Measurement duration: 6 minutes 45 seconds

A. Experimental conditions.

<u>Area Scan</u>	<u>dx=15mm dy=15mm</u>
<u>ZoomScan</u>	<u>5x5x7, dx=8mm dy=8mm dz=5mm, Complete</u>
<u>Phantom</u>	<u>Validation plane</u>
<u>Device Position</u>	<u>Body</u>
<u>Band</u>	<u>66-N77</u>
<u>Channels</u>	<u>Middle</u>
<u>Signal</u>	<u>NSA (Crest factor: 1.0)</u>

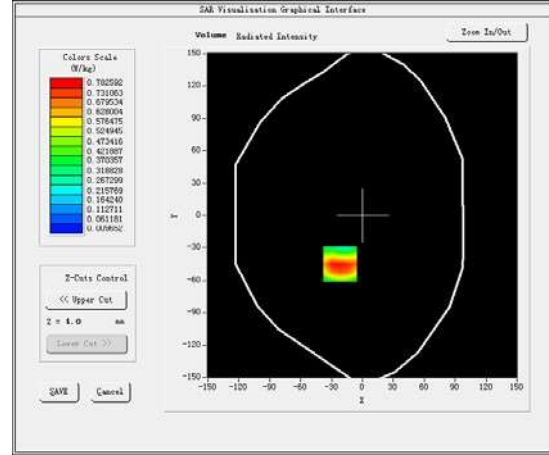
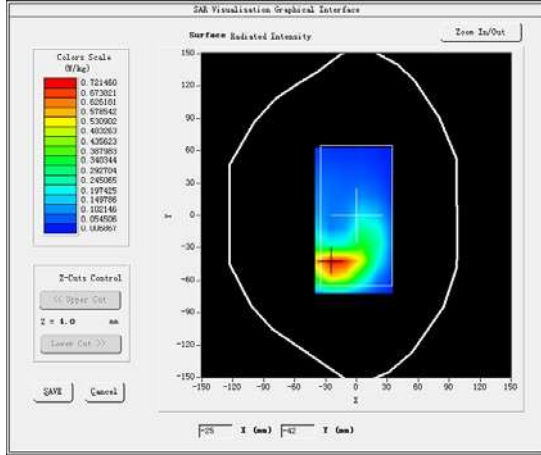
B. SAR Measurement Results

Middle Band SAR (Channel 132322):

Frequency (MHz)	1745.000000
Relative permittivity (real part)	40.288898
Relative permittivity (imaginary part)	14.186400
Conductivity (S/m)	1.376869
Variation (%)	-2.070000

SURFACE SAR

VOLUME SAR

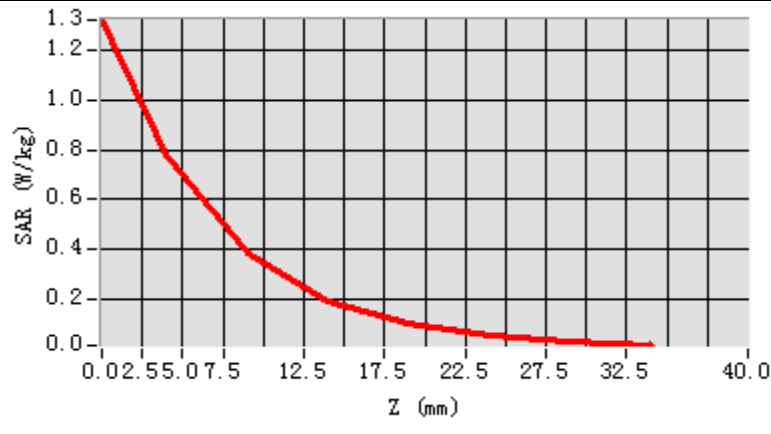


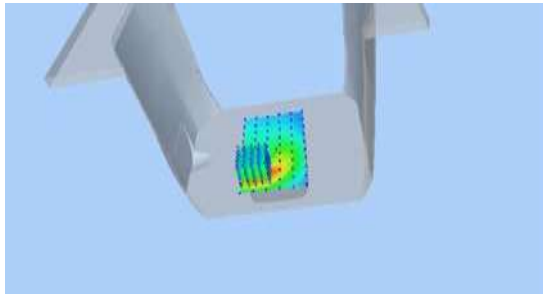
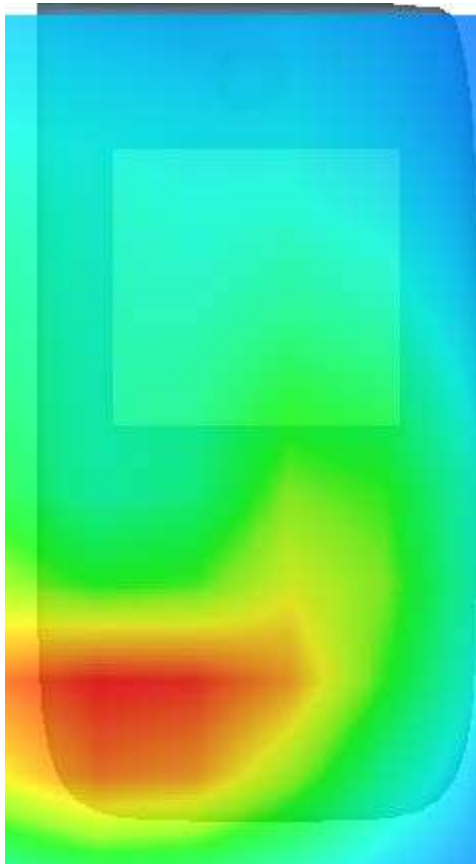
Maximum location: X=-22.00, Y=-45.00

SAR Peak: 0.33 W/kg

SAR 10g (W/Kg)	0.063195
SAR1g (W/Kg)	0.196304

Z (mm)	0.00	4.00	9.00	14.00	19.00	24.00	29.00
SAR (W/Kg)	1.3195	0.7826	0.3862	0.1949	0.1001	0.0529	0.0283



3D screen shot	Hot spot position
	

MEASUREMENT 107

20M-1RB#99

Type: Phone measurement (Complete)

Date of measurement: 28/6/2024

Measurement duration: 7 minutes 51 seconds

A. Experimental conditions.

<u>Area Scan</u>	<u>dx=15mm dy=15mm</u>
<u>ZoomScan</u>	<u>5x5x7, dx=8mm dy=8mm dz=5mm, Complete</u>
<u>Phantom</u>	<u>Right head</u>
<u>Device Position</u>	<u>Cheek</u>
<u>Band</u>	<u>66-N78</u>
<u>Channels</u>	<u>Middle</u>
<u>Signal</u>	<u>NSA (Crest factor: 1.0)</u>

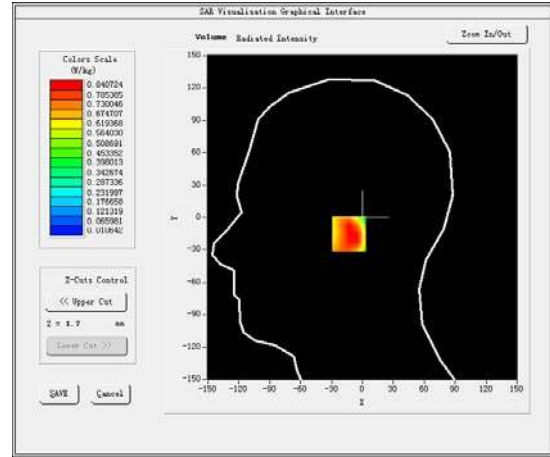
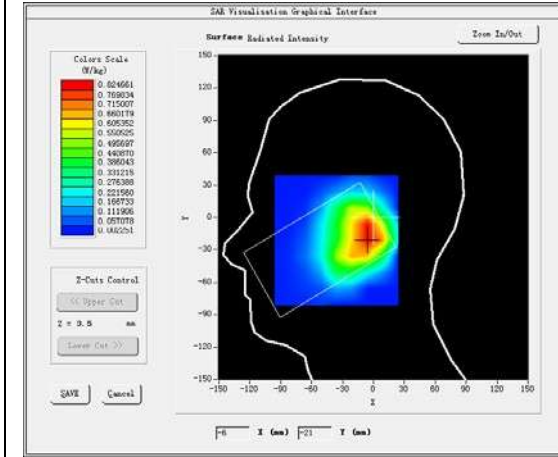
B. SAR Measurement Results

Middle Band SAR (Channel 132322):

Frequency (MHz)	1745.000000
Relative permittivity (real part)	40.288898
Relative permittivity (imaginary part)	14.186400
Conductivity (S/m)	1.376869
Variation (%)	0.170000

SURFACE SAR

VOLUME SAR

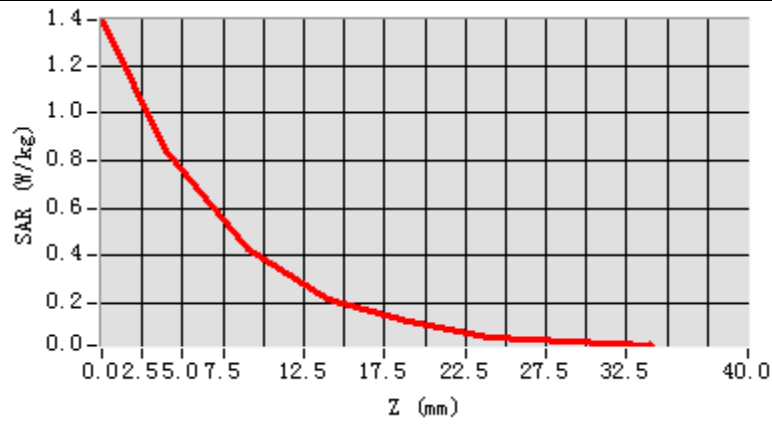


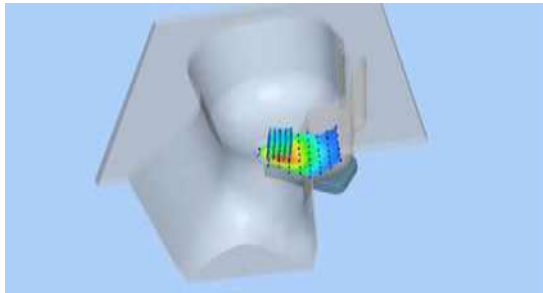

Maximum location: X=-5.00, Y=-15.00

SAR Peak: 0.46 W/kg

SAR 10g (W/Kg)	0.151743
SAR1g (W/Kg)	0.354392

Z (mm)	0.00	4.00	9.00	14.00	19.00	24.00	29.00
SAR (W/Kg)	1.3911	0.8407	0.4278	0.2185	0.1234	0.0596	0.0419



3D screen shot	Hot spot position
	

MEASUREMENT 108

Rear-side-20M-1RB#99-middle

Type: Phone measurement (Complete)

Date of measurement:28/6/2024

Measurement duration: 6 minutes 45 seconds

A. Experimental conditions.

<u>Area Scan</u>	<u>dx=15mm dy=15mm</u>
<u>ZoomScan</u>	<u>5x5x7,dx=8mm dy=8mmdz=5mm,Complete</u>
<u>Phantom</u>	<u>Validation plane</u>
<u>Device Position</u>	<u>Body</u>
<u>Band</u>	<u>66-N78</u>
<u>Channels</u>	<u>Middle</u>
<u>Signal</u>	<u>NSA (Crest factor: 1.0)</u>

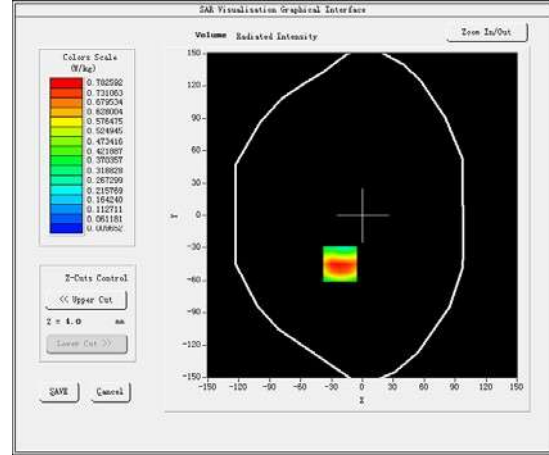
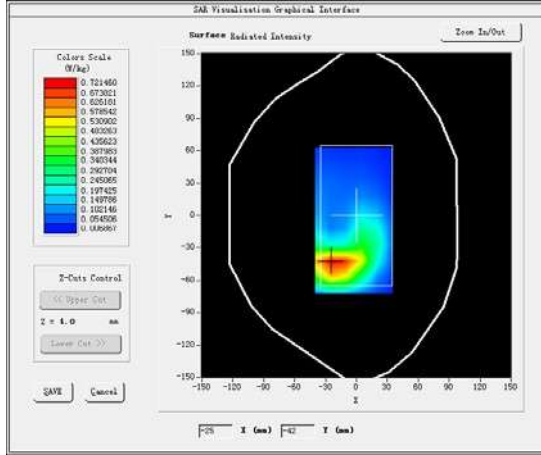
B. SAR MeasurementResults

Middle Band SAR (Channel 132322):

Frequency (MHz)	1750.000000
Relative permittivity (real part)	40.288898
Relative permittivity (imaginary part)	14.186400
Conductivity (S/m)	1.376869
Variation (%)	-4.810000

SURFACE SAR

VOLUME SAR

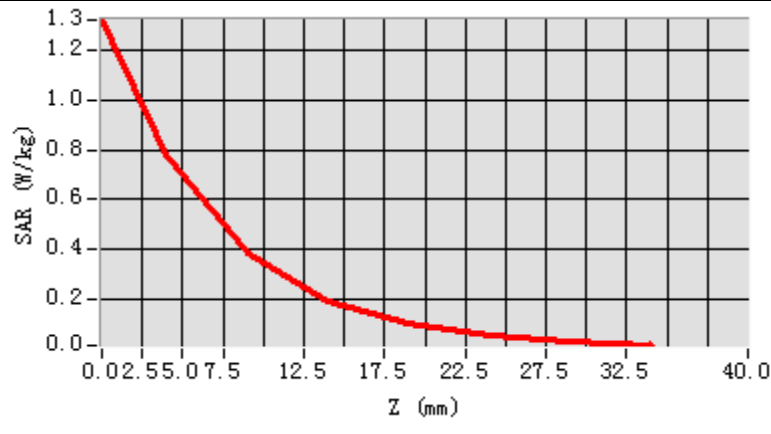


Maximum location: X=-22.00, Y=-45.00

SAR Peak: 0.92 W/kg

SAR 10g (W/Kg)	0.082549
SAR1g (W/Kg)	0.183263

Z (mm)	0.00	4.00	9.00	14.00	19.00	24.00	29.00
SAR (W/Kg)	1.3195	0.7826	0.3862	0.1949	0.1001	0.0529	0.0283



3D screen shot	Hot spot position
