

TEST SETUP PHOTOGRAPHS

Photo of Power Line Conducted Emission Measurement-Front View-Adapter




Photo of Power Line Conducted Emission Measurement-Side View-Adapter




Photo of Power Line Conducted Emission Measurement-Front View-Desktop Charger







Photo of Power Line Conducted Emission Measurement-Side View-Desktop Charger




Radiated Spurious Emissions Test View (9kHz-30MHz)-Adapter




Radiated Spurious Emissions Test View (9kHz-30MHz)--Desktop Charger



Radiated Spurious Emissions Test View (30MHz-1GHz)-Adapter




Radiated Spurious Emissions Test View (30MHz-1GHz)--Desktop Charger



Radiated Spurious Emissions Test View (1GHz-18GHz)-Adapter



Radiated Spurious Emissions Test View (Above 18GHz)-Adapter



*****END*****