



FCC RADIO TEST REPORT

FCC ID : 2AIMRRN12
Equipment : Xiaomi Wi-Fi Range Extender AX1500
Brand Name : xiaomi
Model Name : RN12
Applicant : Beijing Xiaomi Electronics Co., Ltd.
Room 802, Floor 8, Building 5, No.15 KeChuang 10th Road,
Beijing Economic and Technological Development Zone,
Beijing City, China.
Manufacturer : Beijing Xiaomi Electronics Co., Ltd.
Room 802, Floor 8, Building 5, No.15 KeChuang 10th Road,
Beijing Economic and Technological Development Zone,
Beijing City, China.
Standard : FCC Part 15 Subpart E §15.407

The product was received on Mar. 17, 2025 and testing was performed from Mar. 26, 2025 to Jun. 09, 2025. We, Sporton International Inc. Wensan Laboratory, would like to declare that the tested sample has been evaluated in accordance with the test procedures and has been in compliance with the applicable technical standards.

The test results in this report apply exclusively to the tested model / sample. Without written approval from Sporton International Inc. Wensan Laboratory, the test report shall not be reproduced except in full.

Louis Wu

Approved by: Louis Wu

Sporton International Inc. Wensan Laboratory

No.58, Aly. 75, Ln. 564, Wenhua 3rd, Rd., Guishan Dist., Taoyuan City 333010



Table of Contents

History of this test report..... 3

Summary of Test Result..... 4

1 General Description 5

 1.1 Product Feature of Equipment Under Test..... 5

 1.2 Modification of EUT 7

 1.3 Testing Location 7

 1.4 Applicable Standards..... 7

2 Test Configuration of Equipment Under Test 8

 2.1 Carrier Frequency and Channel 8

 2.2 Test Mode 9

 2.3 Connection Diagram of Test System 10

 2.4 Support Unit used in test configuration and system 10

 2.5 EUT Operation Test Setup 11

 2.6 Measurement Results Explanation Example..... 11

3 Test Result 12

 3.1 6dB and 26dB and 99% Occupied Bandwidth Measurement 12

 3.2 Maximum Conducted Output Power Measurement 13

 3.3 Power Spectral Density Measurement 14

 3.4 Unwanted Emissions Measurement 16

 3.5 AC Conducted Emission Measurement..... 21

 3.6 Antenna Requirements 23

4 List of Measuring Equipment..... 24

5 Measurement Uncertainty 26

Appendix A. Conducted Test Results

Appendix B. AC Conducted Emission Test Result

Appendix C. Radiated Spurious Emission Test Data

Appendix D. Duty Cycle Plots

Appendix E. Setup Photographs



Summary of Test Result

Report Clause	Ref Std. Clause	Test Items	Result (PASS/FAIL)	Remark
3.1	15.403	6dB & 26dB Bandwidth	Pass	-
3.1	2.1049	99% Occupied Bandwidth	Pass	-
3.2	15.407(a)	Maximum Conducted Output Power	Pass	-
3.3	15.407(a)	Power Spectral Density	Pass	-
3.4	15.407(b)	Unwanted Emissions	Pass	-
3.5	15.207	AC Conducted Emission	Pass	-
3.6	15.203	Antenna Requirement	Pass	-

Conformity Assessment Condition:

1. The test results (PASS/FAIL) with all measurement uncertainty excluded are presented against the regulation limits or in accordance with the requirements stipulated by the applicant/manufacturer who shall bear all the risks of non-compliance that may potentially occur if measurement uncertainty is taken into account.
2. The measurement uncertainty please refer to each test result in the section "Measurement Uncertainty".

Disclaimer:

The product specifications of the EUT presented in the test report that may affect the test assessments are declared by the manufacturer who shall take full responsibility for the authenticity.

Reviewed by: Lewis Ho**Report Producer: Clio Lo**



1 General Description

1.1 Product Feature of Equipment Under Test

Product Feature
General Specs Wi-Fi 2.4GHz 802.11b/g/n and Wi-Fi 5GHz 802.11a/n/ac/ax.
Antenna Type WLAN: PCB Antenna

Antenna information		
5725 MHz ~ 5850 MHz	Peak Gain (dBi)	Ant. 1: 4.22 Ant. 2: 4.31

Remark: The EUT's information above is declared by manufacturer. Please refer to Disclaimer in report summary.



1.1.1 Antenna Directional Gain

<For CDD Mode>

Follows FCC KDB 662911 D01 Multiple Transmitter Output v02r01 F)2)f)ii)

Directional gain = G_{ANT} + Array Gain, where Array Gain is as follows:

For power measurements on IEEE 802.11 devices,

Array Gain = 0 dB (i.e., no array gain) for N_{ANT} ≤ 4.

G_{ANT} is set equal to the gain of the antenna having the highest gain.

For PSD measurements, the directional gain calculation.

$$DirectionalGain = 10 \cdot \log \left[\frac{\sum_{j=1}^{N_{SS}} \left\{ \sum_{k=1}^{N_{ANT}} g_{j,k} \right\}^2}{N_{ANT}} \right]$$

where

Each antenna is driven by no more than one spatial stream;

N_{SS} = the number of independent spatial streams of data;

N_{ANT} = the total number of antennas

$g_{j,k} = 10^{G_k / 20}$ if the kth antenna is being fed by spatial stream j, or zero if it is not; G_k is the gain in dBi of the kth antenna.

As minimum N_{SS}=1 is supported by EUT, the formula can be simplified as:

Directional gain = 10*log[(10^{G1/20} + 10^{G2/20} + ... + 10^{GN/20})² /N_{ANT}] dBi

Where G1, G2...GN denote single antenna gain.

The directional gain "DG" is calculated as following table.

			DG for Power (dBi)	DG for PSD (dBi)	Power Limit Reduction (dB)	PSD Limit Reduction (dB)
	Ant 1 (dBi)	Ant 2 (dBi)				
Band IV	4.22	4.31	4.31	7.28	0.00	1.28

Calculation example:

If a device has two antenna, G_{ANT1}= 4.22dBi; G_{ANT2}=4.31dBi

Directional gain of power measurement = max(4.22, 4.31) + 0 = 4.31 dBi

Directional gain of PSD derived from formula which is

$$10 \times \log \left\{ \left[10^{(4.22 \text{ dBi} / 20)} + 10^{(4.31 \text{ dBi} / 20)} \right]^2 / 2 \right\}$$

$$= 7.28 \text{ dBi}$$

Power and PSD limit reduction = Composite gain – 6dBi, (min = 0)



1.2 Modification of EUT

No modifications made to the EUT during the testing.

1.3 Testing Location

Test Site	Sporton International Inc. Wensan Laboratory
Test Site Location	No.58, Aly. 75, Ln. 564, Wenhua 3rd, Rd., Guishan Dist., Taoyuan City 333010 TEL: +886-3-327-0868 FAX: +886-3-327-0855
Test Site No.	Sporton Site No. TH05-HY, CO07-HY, 03CH21-HY

Note: The test site complies with ANSI C63.4 2014 requirement.

FCC designation No.: TW3786

1.4 Applicable Standards

According to the specifications declared by the manufacturer, the EUT must comply with the requirements of the following standards:

- ♦ FCC Part 15 Subpart E
- ♦ FCC KDB 789033 D02 General UNII Test Procedures New Rules v02r01.
- ♦ FCC KDB 414788 D01 Radiated Test Site v01r01.
- ♦ FCC KDB 662911 D01 Multiple Transmitter Output v02r01.
- ♦ ANSI C63.10-2013

Remark:

1. All the test items were validated and recorded in accordance with the standards without any modification during the testing.
2. The TAF code is not including all the FCC KDB listed without accreditation.
3. This EUT has also been tested and complied with the requirements of FCC Part 15, Subpart B, recorded in a separate test report.



2 Test Configuration of Equipment Under Test

- a. The EUT has been associated with peripherals and configuration operated in a manner tended to maximize its emission characteristics in a typical application. Frequency range investigated: conduction emission (150 kHz to 30 MHz), radiation emission (9 kHz to the 10th harmonic of the highest fundamental frequency or to 40 GHz, whichever is lower). For radiated measurement, the measured emission level of the EUT was maximized by rotating the EUT on a turntable, adjusting the orientation of the EUT and EUT antenna in three orthogonal axis (X: flat, Y: portrait, Z: landscape), and adjusting the measurement antenna orientation, following C63.10 exploratory test procedures and only the worst case emissions were reported in this report.
- b. AC power line Conducted Emission was tested under maximum output power.

2.1 Carrier Frequency and Channel

Frequency Band	Channel	Freq. (MHz)	Channel	Freq. (MHz)
5725-5850 MHz Band 4 (U-NII-3)	149	5745	157	5785
	151*	5755	159*	5795
	153	5765	161	5805
	155#	5775	165	5825

Note:

1. The above Frequency and Channel with "*" are 802.11n HT40 and 802.11ac VHT40 and 802.11ax HE40.
2. The above Frequency and Channel with "#" are 802.11ac VHT80 and 802.11ax HE80.



2.2 Test Mode

The SISO mode conducted power is covered by MIMO mode per chain, so only the MIMO mode is tested.

The power for 802.11n and 802.11ac mode is smaller than 802.11ax mode, so all other conducted and radiated test is covered by 802.11ax mode.

The final test modes include the worst data rates for each modulation shown in the table below.

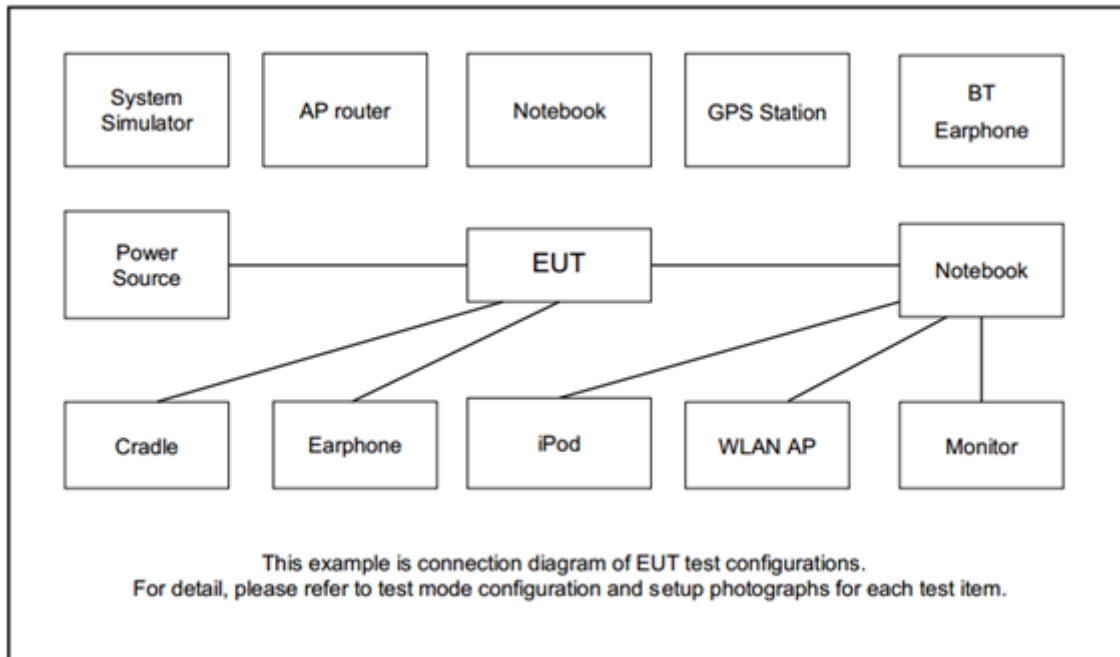
MIMO Mode

Modulation	Data Rate
802.11a	6 Mbps
802.11n HT20 (Covered by HE20)	MCS0
802.11n HT40 (Covered by HE40)	MCS0
802.11ac VHT20 (Covered by HE20)	MCS0
802.11ac VHT40 (Covered by HE40)	MCS0
802.11ac VHT80 (Covered by HE80)	MCS0
802.11ax HE20	MCS0
802.11ax HE40	MCS0
802.11ax HE80	MCS0

Remark: The conducted power level of each chain in MIMO mode is equal or higher than SISO mode.

Test Cases	
AC Conducted Emission	Mode 1: LAN Link + Wifi TX
Remark: 1. The detailed Radiated test modes are shown in Appendix C. 2. For radiation spurious emission, the modulation and the data rate picked for testing are determined by the Max. RF conducted power.	

2.3 Connection Diagram of Test System



2.4 Support Unit used in test configuration and system

Item	Equipment	Brand Name	Model Name	FCC ID	Data Cable	Power Cord
1.	Notebook	DELL	Latitude 3420	FCC DoC	N/A	AC I/P: Unshielded, 1.2 m DC O/P: Shielded, 1.8 m



2.5 EUT Operation Test Setup

The RF test items, utility “Tera Term Version4.95” was installed in Notebook which was programmed in order to make the EUT get into the engineering modes to provide channel selection, power level, data rate and the application type and for continuous transmitting signals.

2.6 Measurement Results Explanation Example

For all conducted test items:

The offset level is set in the spectrum analyzer to compensate the RF cable loss and attenuator factor between EUT conducted output port and spectrum analyzer. With the offset compensation, the spectrum analyzer reading level is exactly the EUT RF output level.

Example :

The spectrum analyzer offset is derived from RF cable loss and attenuator factor.

Offset = RF cable loss + attenuator factor.

Following shows an offset computation example with cable loss 4.2 dB and 10 dB attenuator.

$$\begin{aligned} \text{Offset(dB)} &= \text{RF cable loss(dB)} + \text{attenuator factor(dB)}. \\ &= 4.2 + 10 = 14.2 \text{ (dB)} \end{aligned}$$

3 Test Result

3.1 6dB and 26dB and 99% Occupied Bandwidth Measurement

3.1.1 Description of 6dB and 26dB and 99% Occupied Bandwidth

The minimum 6 dB bandwidth shall be at least 500 kHz.

26dB and 99% Occupied bandwidth are reporting only.

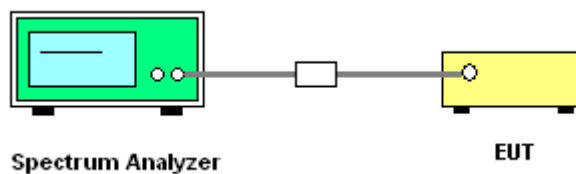
3.1.2 Measuring Instruments

Please refer to the measuring equipment list in this test report.

3.1.3 Test Procedures

1. The testing follows FCC KDB 789033 D02 General UNII Test Procedures New Rules v02r01. Section C) Emission bandwidth for the band 5.725-5.85 GHz
2. Set RBW = 100 kHz.
3. Set the VBW $\geq 3 \times$ RBW.
4. Detector = Peak.
5. Trace mode = max hold
6. Measure the maximum width of the emission that is 6 dB down from the peak of the emission.
7. Measure and record the results in the test report.

3.1.4 Test Setup



3.1.5 Test Result of 6dB and 26dB and 99% Occupied Bandwidth

Please refer to Appendix A.

3.2 Maximum Conducted Output Power Measurement

3.2.1 Limit of Maximum Conducted Output Power

For the band 5.725–5.85 GHz, the maximum conducted output power over the frequency band of operation shall not exceed 1 W.

If transmitting antennas of directional gain greater than 6 dBi are used, the peak output power shall be reduced by the amount in dB that the directional gain of the antenna exceeds 6 dBi.

3.2.2 Measuring Instruments

Please refer to the measuring equipment list in this test report.

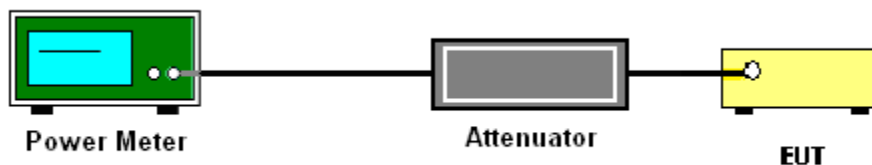
3.2.3 Test Procedures

The testing follows Method PM-G of FCC KDB 789033 D02 General UNII Test Procedures New Rules v02r01.

Method PM-G (Measurement using a gated RF average power meter):

1. Measurement is performed using a wideband RF power meter.
2. The EUT is configured to transmit at its maximum power control level.
3. Measure the average power of the transmitter.
4. Since the measurement is made only during the ON time of the transmitter, no duty cycle correction factor is required.
5. For MIMO mode, calculation method follows FCC KDB 662911 D01 Multiple Transmitter Output v02r01

3.2.4 Test Setup



3.2.5 Test Result of Maximum Conducted Output Power

Please refer to Appendix A.



3.3 Power Spectral Density Measurement

3.3.1 Limit of Power Spectral Density

For the band 5.725–5.85 GHz, the maximum power spectral density shall not exceed 30 dBm in any 500-kHz band.

If transmitting antennas of directional gain greater than 6 dBi are used, the peak output power shall be reduced by the amount in dB that the directional gain of the antenna exceeds 6 dBi.

3.3.2 Measuring Instruments

Please refer to the measuring equipment list in this test report.

3.3.3 Test Procedures

The testing follows FCC KDB 789033 D02 General UNII Test Procedures New Rules v02r01.

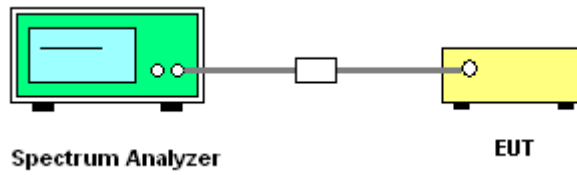
Section F) Maximum power spectral density.

Method SA-2

(trace averaging across on and off times of the EUT transmissions, followed by duty cycle correction).

- Measure the duty cycle.
 - Set span to encompass the entire emission bandwidth (EBW) of the signal.
 - Set RBW = 300kHz.
 - Set VBW \geq 1 MHz.
 - Add $10 \log(500 \text{ kHz/RBW})$ to the measured result, whereas RBW (<500 kHz) is the reduced resolution bandwidth of the spectrum analyzer set during measurement
 - Number of points in sweep \geq 2 Span / RBW.
 - Sweep time = auto.
 - Detector = RMS
 - Trace average at least 100 traces in power averaging mode.
 - Add $10 \log(1/x)$, where x is the duty cycle, to the measured power in order to compute the average power during the actual transmission times. For example, add $10 \log(1/0.25) = 6 \text{ dB}$ if the duty cycle is 25 percent.
1. The RF output of EUT is connected to the spectrum analyzer by a low loss cable.
 2. Each plot has already offset with cable loss, and attenuator loss. Measure the PPSD and record it.
 3. For MIMO mode, calculation method follows FCC KDB 662911 D01 Multiple Transmitter Output v02r01.
Method (c): Measure and add $10 \log(N_{\text{ANT}})$ dB.
With this technique, spectrum measurements are performed at each output of the device, but rather than summing the spectra or the spectral peaks across the outputs, the quantity $10 \log(N_{\text{ANT}})$ dB is added to each spectrum value before comparing to the emission limit. The addition of $10 \log(N_{\text{ANT}})$ dB serves to apportion the emission limit among the N_{ANT} outputs so that each output is permitted to contribute no more than $1/N_{\text{ANT}}^{\text{th}}$ of the PSD limit.

3.3.4 Test Setup



3.3.5 Test Result of Power Spectral Density

Please refer to Appendix A.



3.4 Unwanted Emissions Measurement

3.4.1 Limit of Unwanted Emissions

(1) For transmitters operating in the 5.725-5.85 GHz band:

15.407(b)(4)(i) All emissions shall be limited to a level of -27 dBm/MHz at 75 MHz or more above or below the band edge increasing linearly to 10 dBm/MHz at 25 MHz above or below the band edge, and from 25 MHz above or below the band edge increasing linearly to a level of 15.6 dBm/MHz at 5 MHz above or below the band edge, and from 5 MHz above or below the band edge increasing linearly to a level of 27 dBm/MHz at the band edge.

(2) Unwanted spurious emissions falls in restricted bands shall comply with the general field strength limits as below table,

Frequency (MHz)	Field Strength (microvolts/meter)	Measurement Distance (meters)
0.009 – 0.490	2400/F(kHz)	300
0.490 – 1.705	24000/F(kHz)	30
1.705 – 30.0	30	30
30 – 88	100	3
88 – 216	150	3
216 - 960	200	3
Above 960	500	3

Note: The following formula is used to convert the EIRP to field strength.

$$E = \frac{1000000\sqrt{30P}}{3} \text{ } \mu\text{V/m, where P is the eirp (Watts)}$$

EIRP (dBm)	Field Strength at 3m (dBμV/m)
- 27	68.3

(3) KDB789033 D02 v02r01 G)2)c)

(i) Sections 15.407(b)(1-3) specifies the unwanted emissions limit for the U-NII-1 and U-NII-2 bands. As specified, emissions above 1000 MHz that are outside of the restricted bands are subject to a peak emission limit of -27 dBm/MHz.

(ii) Section 15.407(b)(4) specifies the unwanted emissions limit for the U-NII-3 band. A band emissions mask is specified in Section 15.407(b)(4)(i). The emission limits are based on the use of a peak detector.



3.4.2 Measuring Instruments

Please refer to the measuring equipment list in this test report.

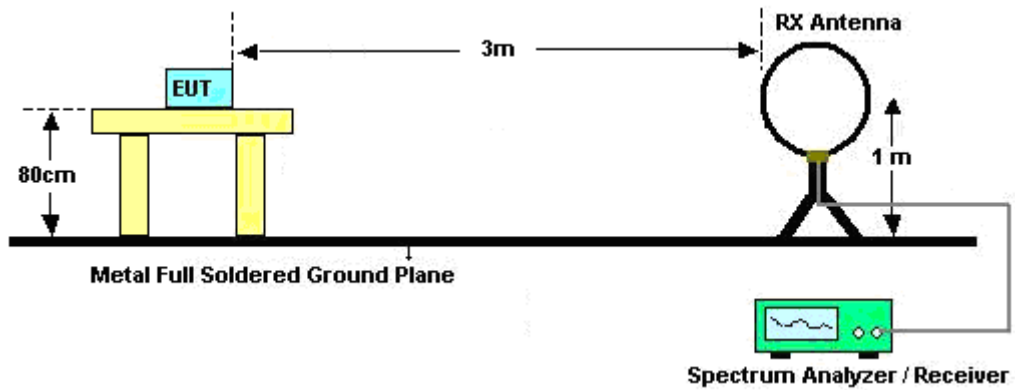
3.4.3 Test Procedures

1. The testing follows FCC KDB 789033 D02 General UNII Test Procedures New Rules v02r01. Section G) Unwanted emissions measurement.
 - (1) Procedure for Unwanted Emissions Measurements Below 1000 MHz
 - RBW = 120 kHz
 - VBW = 300 kHz
 - Detector = Peak
 - Trace mode = max hold
 - (2) Procedure for Peak Unwanted Emissions Measurements Above 1000 MHz
 - RBW = 1 MHz
 - VBW \geq 3 MHz
 - Detector = Peak
 - Sweep time = auto
 - Trace mode = max hold
 - (3) Procedures for Average Unwanted Emissions Measurements Above 1000 MHz
 - RBW = 1 MHz
 - VBW = 10 Hz, when duty cycle is no less than 98 percent.
 - VBW \geq 1/T, when duty cycle is less than 98 percent where T is the minimum transmission duration over which the transmitter is on and is transmitting at its maximum power control level for the tested mode of operation.
2. The EUT is placed on a turntable with 0.8 meter for frequency below 1 GHz and 1.5 meter for frequency above 1 GHz respectively above ground.
3. The EUT is set 3 meters away from the receiving antenna which is mounted on the top of a variable height antenna tower.
4. The antenna is a broadband antenna and its height is adjusted between one meter and four meters above ground to find the maximum value of the field strength for both horizontal polarization and vertical polarization of the antenna.
5. For each suspected emission, the EUT is arranged to its worst case and then adjust the antenna tower (from 1 m to 4 m) and turntable (from 0 degree to 360 degrees) to find the maximum reading.

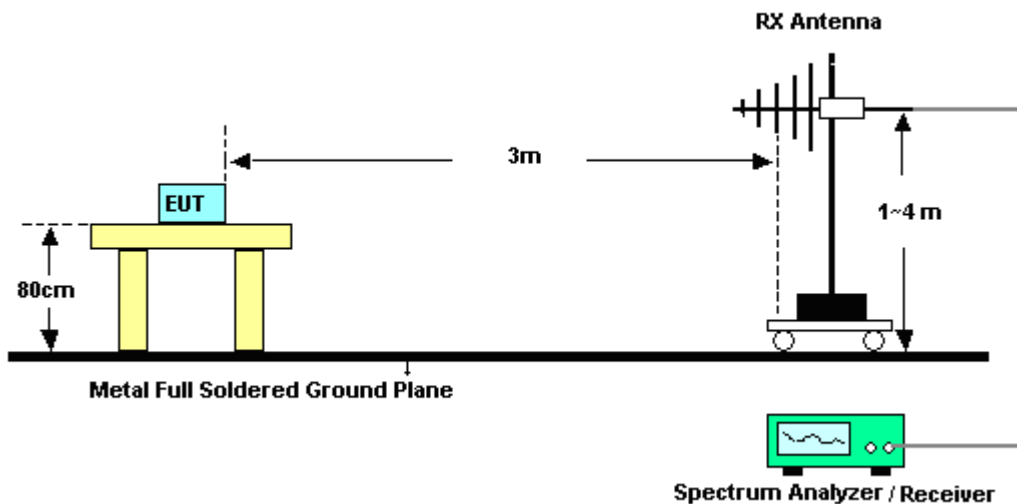
6. Radiated testing below 1 GHz is performed by adjusting the antenna tower from 1 m to 4 m and by rotating the turn table from 0 degree to 360 degrees to find the peak maximum hold reading. When there is no suspected emission found and the emission level is with at least 6 dB margin against QP limit line, the position is marked as “-”.
7. Radiated testing above 1 GHz is performed by adjusting the antenna tower from 1 m to 4 m and by rotating the turn table from 0 degree to 360 degrees to find the peak maximum hold reading for scanning all frequencies. When there is no suspected emission found and the harmonic emission level is with at least 6 dB margin against average limit line, the position is marked as “-”.

3.4.4 Test Setup

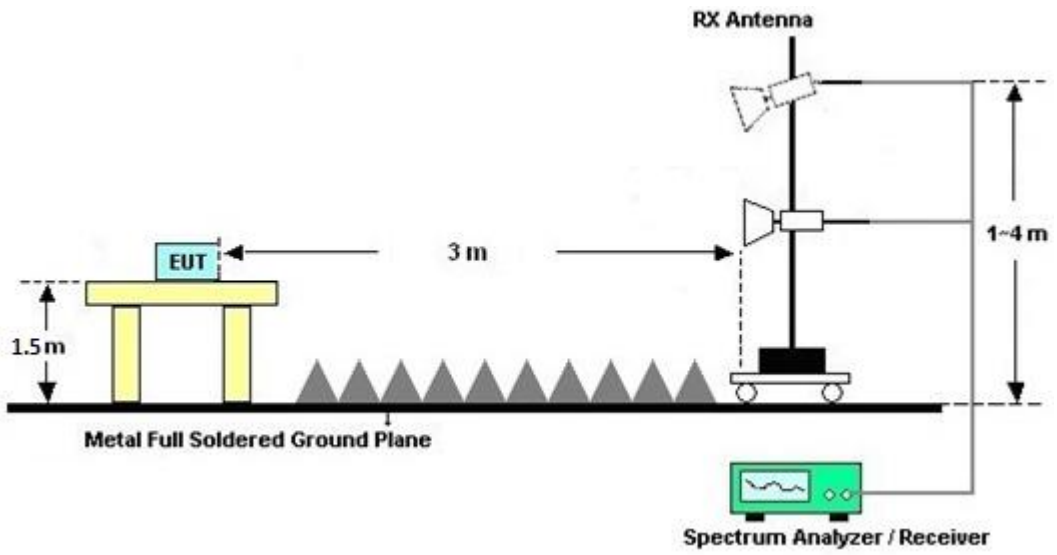
For radiated emissions below 30MHz



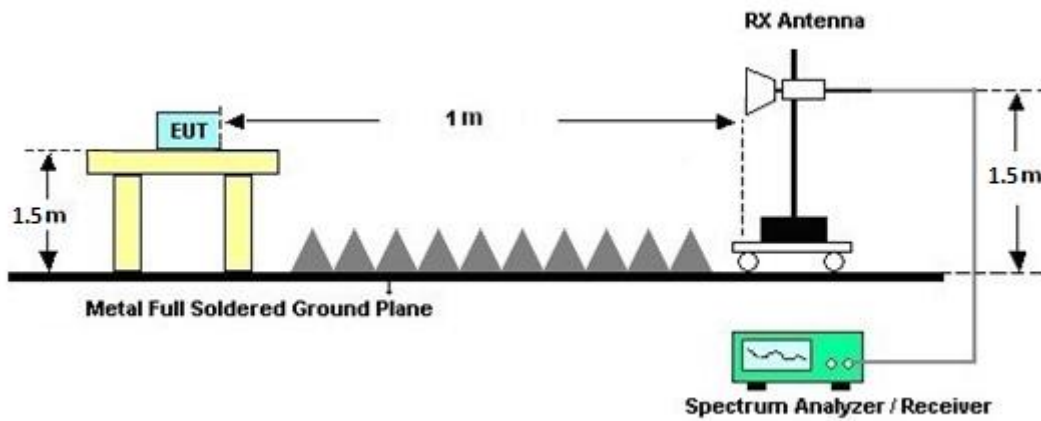
For radiated emissions from 30MHz to 1GHz



For radiated test from 1GHz to 18GHz



For radiated test above 18GHz





3.4.5 Test Results of Radiated Emissions (9 kHz ~ 30 MHz)

The low frequency, which starts from 9 kHz to 30 MHz, is pre-scanned and the result which is 20 dB lower than the limit line is not reported.

There is adequate comparison measurement of both open-field test site and alternative test site - semi-Anechoic chamber according to 414788 D01 Radiated Test Site v01r01, and the result came out very similar.

3.4.6 Test Result of Radiated Band Edges

Please refer to Appendix C.

3.4.7 Duty Cycle

Please refer to Appendix D.

3.4.8 Test Result of Unwanted Radiated Emission (30MHz ~ 10th Harmonic)

Please refer to Appendix C.



3.5 AC Conducted Emission Measurement

3.5.1 Limit of AC Conducted Emission

For equipment that is designed to be connected to the public utility (AC) power line, the radio frequency voltage that is conducted back onto the AC power line on any frequency or frequencies within the band 150 kHz to 30 MHz shall not exceed the limits in the following table.

Frequency of emission (MHz)	Conducted limit (dB μ V)	
	Quasi-peak	Average
0.15-0.5	66 to 56*	56 to 46*
0.5-5	56	46
5-30	60	50

*Decreases with the logarithm of the frequency.

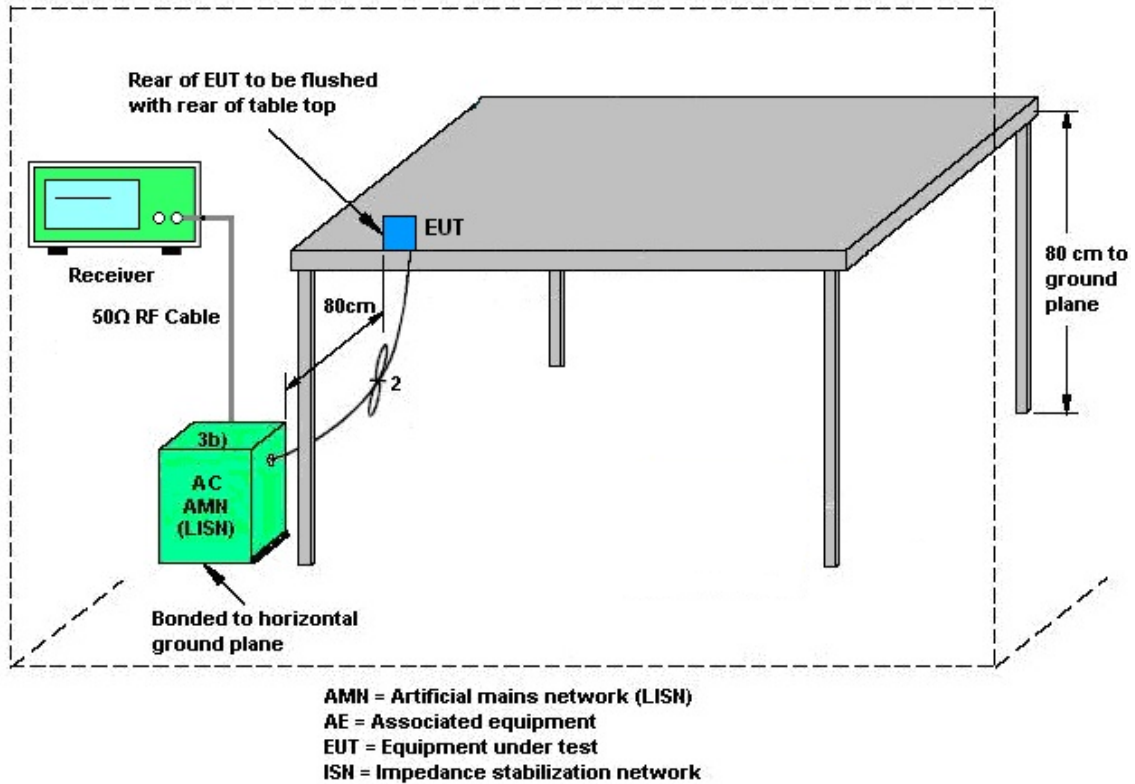
3.5.2 Measuring Instruments

Please refer to the measuring equipment list in this test report.

3.5.3 Test Procedures

1. The EUT is placed 0.4 meter away from the conducting wall of the shielding room, and is kept at least 80 centimeters from any other grounded conducting surface.
2. Connect EUT to the power mains through a line impedance stabilization network (LISN).
3. All the support units are connecting to the other LISN.
4. The LISN provides 50 ohm coupling impedance for the measuring instrument.
5. The FCC states that a 50 ohm, 50 microhenry LISN shall be used.
6. Both Line and Neutral shall be tested in order to find out the maximum conducted emission.
7. The frequency range from 150 kHz to 30 MHz is scanned.
8. Set the test-receiver system to Peak Detect Function and specified bandwidth with Maximum Hold Mode.

3.5.4 Test Setup



3.5.5 Test Result of AC Conducted Emission

Please refer to Appendix B.



3.6 Antenna Requirements

3.6.1 Standard Applicable

An intentional radiator shall be designed to ensure that no antenna other than that furnished by the responsible party shall be used with the device. The use of a permanently attached antenna or of an antenna that uses a unique coupling to the intentional radiator shall be considered sufficient to comply with the provisions of this section. The manufacturer may design the unit so that a broken antenna can be replaced by the user, but the use of a standard antenna jack or electrical connector is prohibited. This requirement does not apply to carrier current devices or to devices operated under the provisions of § 15.211, 15.213, 15.217, 15.219, 15.221, or § 15.236. Further, this requirement does not apply to intentional radiators that must be professionally installed, such as perimeter protection systems and some field disturbance sensors, or to other intentional radiators which, in accordance with § 15.31(d), must be measured at the installation site. However, the installer shall be responsible for ensuring that the proper antenna is employed so that the limits in this part are not exceeded.

3.6.2 Antenna Anti-Replacement Construction

Antenna permanently attached.



4 List of Measuring Equipment

Instrument	Brand Name	Model No.	Serial No.	Characteristics	Calibration Date	Test Date	Due Date	Remark
LOOP Antenna	Rohde & Schwarz	HFH2-Z2	100488	9 kHz~30 MHz	Aug. 29, 2024	Apr. 11, 2025~ Jun. 04, 2025	Aug. 28, 2025	Radiation (03CH21-HY)
Bilog Antenna	TESEQ & WOKEN	CBL 6111D & 00802N1D-06	63303 & 001	30MHz~1GHz	Dec. 17, 2024	Apr. 11, 2025~ Jun. 04, 2025	Dec. 16, 2025	Radiation (03CH21-HY)
Double Ridged Guide Horn Antenna	RFSPIN	DRH18-E	LE2C03A18E N	1GHz~18GHz	Jul. 11, 2024	Apr. 11, 2025~ Jun. 04, 2025	Jul. 10, 2025	Radiation (03CH21-HY)
SHF-EHF Horn Antenna	SCHWARZBECK	BBHA 9170	1223	18GHz~40GHz	Jun. 24, 2024	Apr. 11, 2025~ Jun. 04, 2025	Jun. 23, 2025	Radiation (03CH21-HY)
Amplifier	SONOMA	310N	421580	30MHz~1GHz	Jul. 14, 2024	Apr. 11, 2025~ Jun. 04, 2025	Jul. 13, 2025	Radiation (03CH21-HY)
Amplifier	EMEC	EM01G18GA	060876	1GHz~18GHz	Sep. 27, 2024	Apr. 11, 2025~ Jun. 04, 2025	Sep. 26, 2025	Radiation (03CH21-HY)
Preamplifier	EMEC	EM18G40G	060873	18GHz~40GHz	Sep. 02, 2024	Apr. 11, 2025~ Jun. 04, 2025	Sep. 01, 2025	Radiation (03CH21-HY)
Spectrum Analyzer	Keysight	N9010B	MY62170358	10Hz~44GHz	Sep. 06, 2024	Apr. 11, 2025~ Jun. 04, 2025	Sep. 05, 2025	Radiation (03CH21-HY)
RF Cable	HUBER + SUHNER	SUCOFLEX 102	803951/2	9kHz~30MHz	Mar. 05, 2025	Apr. 11, 2025~ Jun. 04, 2025	Mar. 04, 2026	Radiation (03CH21-HY)
RF Cable	HUBER + SUHNER	SUCOFLEX 102	804397/2,804612/2,803954/2	30MHz~40GHz	Aug. 12, 2024	Apr. 11, 2025~ Jun. 04, 2025	Aug. 11, 2025	Radiation (03CH21-HY)
Hygrometer	TECPEL	DTM-303A	TP211568	N/A	Oct. 21, 2024	Apr. 11, 2025~ Jun. 04, 2025	Oct. 20, 2025	Radiation (03CH21-HY)
Controller	EMEC	EM 1000	N/A	Control Turn table & Ant Mast	N/A	Apr. 11, 2025~ Jun. 04, 2025	N/A	Radiation (03CH21-HY)
Antenna Mast	EMEC	AM-BS-4500-B	N/A	1~4m	N/A	Apr. 11, 2025~ Jun. 04, 2025	N/A	Radiation (03CH21-HY)
Turn Table	EMEC	TT 2000	N/A	0~360 Degree	N/A	Apr. 11, 2025~ Jun. 04, 2025	N/A	Radiation (03CH21-HY)
Software	Audix	E3 6.2009-8-24	RK-001053	N/A	N/A	Apr. 11, 2025~ Jun. 04, 2025	N/A	Radiation (03CH21-HY)
Hygrometer	TECPEL	DTM-303A	TP201996	N/A	Nov. 01, 2024	Mar. 26, 2025~ Jun. 09, 2025	Oct. 30, 2025	Conducted (TH05-HY)
Power Sensor	DARE	RPR3006W	13100030SNO 31 (NO:182)	9kHz~6GHz	Jan. 09, 2025	Mar. 26, 2025~ Jun. 09, 2025	Jan. 08, 2026	Conducted (TH05-HY)
Signal Analyzer	Rohde & Schwarz	FSV40	101566	10Hz~40GHz	Aug. 23, 2024	Mar. 26, 2025~ Jun. 09, 2025	Aug. 22, 2025	Conducted (TH05-HY)
Switch Control Mainframe	E-Instument	ETF-1405-0	EC1900157 (BOX6)	N/A	Feb. 10, 2025	Mar. 26, 2025~ Jun. 09, 2025	Feb. 09, 2026	Conducted (TH05-HY)
Software	Sporton	BTWIFI_Final_version_240513	N/A	Conducted Other Test Item	N/A	Mar. 26, 2025~ Jun. 09, 2025	N/A	Conducted (TH05-HY)



Instrument	Brand Name	Model No.	Serial No.	Characteristics	Calibration Date	Test Date	Due Date	Remark
AC Power Source	ACPOWER	AFC-11003G	F317040033	N/A	N/A	Apr. 09, 2025	N/A	Conduction (CO07-HY)
Software	Rohde & Schwarz	EMC32 V10.30	N/A	N/A	N/A	Apr. 09, 2025	N/A	Conduction (CO07-HY)
Pulse Limiter	SCHWARZBECK	VTSD 9561-FN	9561-FN00373	9kHz-200MHz	Oct. 23, 2024	Apr. 09, 2025	Oct. 22, 2025	Conduction (CO07-HY)
RF Cable	HUBER + SUHNER	RG 214/U	1358175	9kHz~30MHz	Mar. 03, 2025	Apr. 09, 2025	Mar. 02, 2026	Conduction (CO07-HY)
Two-Line V-Network	TESEQ	NNB 51	45051	N/A	Mar. 24, 2025	Apr. 09, 2025	Mar. 23, 2026	Conduction (CO07-HY)
EMI Test Receiver	Rohde & Schwarz	ESR3	102317	9kHz~3.6GHz	Sep. 23, 2024	Apr. 09, 2025	Sep. 22, 2025	Conduction (CO07-HY)



5 Measurement Uncertainty

Uncertainty of Conducted Emission Measurement (150kHz ~ 30MHz)

Measuring Uncertainty for a Level of Confidence of 95% (U = 2Uc(y))	3.7 dB
---	--------

Uncertainty of Radiated Emission Measurement (30 MHz ~ 1000 MHz)

Measuring Uncertainty for a Level of Confidence of 95% (U = 2Uc(y))	6.6 dB
---	--------

Uncertainty of Radiated Emission Measurement (1000 MHz ~ 6000 MHz)

Measuring Uncertainty for a Level of Confidence of 95% (U = 2Uc(y))	5.0 dB
---	--------

Uncertainty of Radiated Emission Measurement (6000 MHz ~ 18000 MHz)

Measuring Uncertainty for a Level of Confidence of 95% (U = 2Uc(y))	4.7 dB
---	--------

Uncertainty of Radiated Emission Measurement (18000 MHz ~ 40000 MHz)

Measuring Uncertainty for a Level of Confidence of 95% (U = 2Uc(y))	5.3 dB
---	--------

Appendix A. Test Result of Conducted Test Items

Test Engineer:	Junyu Jhou and Willy Chang	Temperature:	21~25	°C
Test Date:	2025/3/26~2025/6/10	Relative Humidity:	51~54	%

TEST RESULTS DATA
6dB and 26dB EBW and 99% OBW

U-NII-3 MIMO												
Mod.	Data Rate	NTX	CH.	Freq. (MHz)	99% Bandwidth (MHz)		26dB Bandwidth (MHz)		6 dB Bandwidth (MHz)		6 dB Bandwidth Min. Limit (MHz)	Pass/Fail
					Ant 1	Ant 2	Ant 1	Ant 2	Ant 1	Ant 2		
11a	6Mbps	2	149	5745	16.77	18.55	27.14	34.88	15.12	15.09	0.5	Pass
11a	6Mbps	2	157	5785	16.52	17.36	22.98	34.30	14.97	15.05	0.5	Pass
11a	6Mbps	2	165	5825	16.32	16.57	18.55	25.74	15.10	15.07	0.5	Pass

TEST RESULTS DATA
Average Power Table

U-NII-3 MIMO												
Mod.	Data Rate	NTX	CH.	Freq. (MHz)	Average Conducted Power (dBm)			FCC Conducted Power Limit (dBm)		DG (dBi)		Pass/Fail
					Ant 1	Ant 2	SUM	Ant 1	Ant 2	Ant 1	Ant 2	
11a	6Mbps	2	149	5745	20.34	20.84	23.61	30.00		4.31	Pass	
11a	6Mbps	2	157	5785	19.85	20.48	23.19	30.00		4.31	Pass	
11a	6Mbps	2	165	5825	18.79	19.37	22.10	30.00		4.31	Pass	
HT20	MCS0	2	149	5745	20.41	20.99	23.72	30.00		4.31	Pass	
HT20	MCS0	2	157	5785	20.69	21.25	23.99	30.00		4.31	Pass	
HT20	MCS0	2	165	5825	19.98	20.14	23.07	30.00		4.31	Pass	
HT40	MCS0	2	151	5755	19.86	20.40	23.15	30.00		4.31	Pass	
HT40	MCS0	2	159	5795	22.42	22.70	25.57	30.00		4.31	Pass	
VHT20	MCS0	2	149	5745	20.31	20.89	23.62	30.00		4.31	Pass	
VHT20	MCS0	2	157	5785	20.59	21.15	23.89	30.00		4.31	Pass	
VHT20	MCS0	2	165	5825	19.88	20.04	22.97	30.00		4.31	Pass	
VHT40	MCS0	2	151	5755	19.80	20.35	23.09	30.00		4.31	Pass	
VHT40	MCS0	2	159	5795	22.37	22.65	25.52	30.00		4.31	Pass	
VHT80	MCS0	2	155	5775	18.30	18.30	21.31	30.00		4.31	Pass	

TEST RESULTS DATA
Power Spectral Density

U-NII-3 MIMO														
Mod.	Data Rate	NTX	CH.	Freq. (MHz)	Duty Factor (dB)		Average Power Density with Duty Factor (dBm/500kHz)			Average PSD Limit (dBm/500kHz)		DG (dBi)		Pass /Fail
					Ant 1	Ant 2	Ant 1	Ant 2	SUM	Ant 1	Ant 2	Ant 1	Ant 2	
11a	6Mbps	2	149	5745	0.32	0.32	6.66	6.36	9.67	28.72	28.72	7.28	7.28	Pass
11a	6Mbps	2	157	5785	0.32	0.32	6.24	6.25	9.26	28.72	28.72	7.28	7.28	Pass
11a	6Mbps	2	165	5825	0.32	0.32	5.13	5.03	8.14	28.72	28.72	7.28	7.28	Pass

Note: PSD Sum = Max PSD(Ant. 1, Ant. 2) + 10 log (n)

TEST RESULTS DATA
6dB and 26dB EBW and 99% OBW

U-NII-3 MIMO													
Mod.	Data Rate	NTX	CH.	Freq. (MHz)	RU Config	99% Bandwidth (MHz)		26dB Bandwidth (MHz)		6 dB Bandwidth (MHz)		6 dB Bandwidth Min. Limit (MHz)	Pass/Fail
						Ant 1	Ant 2	Ant 1	Ant 2	Ant 1	Ant 2		
HE20	MCS0	2	149	5745	Full	19.28	19.33	31.82	34.74	15.12	15.47	0.5	Pass
HE20	MCS0	2	157	5785	Full	19.01	19.11	28.84	30.27	15.10	15.06	0.5	Pass
HE20	MCS0	2	165	5825	Full	18.82	18.87	21.28	21.51	15.10	15.83	0.5	Pass
HE40	MCS0	2	151	5755	Full	37.28	37.33	40.74	40.64	35.09	35.10	0.5	Pass
HE40	MCS0	2	159	5795	Full	39.86	44.28	79.15	82.77	35.06	35.06	0.5	Pass
HE80	MCS0	2	155	5775	Full	76.77	76.72	82.91	82.27	75.04	73.84	0.5	Pass

TEST RESULTS DATA
Average Power Table

U-NII-3 MIMO													
Mod.	Data Rate	NTX	CH.	Freq. (MHz)	RU Config	Average Conducted Power (dBm)			FCC Conducted Power Limit (dBm)		DG (dBi)		Pass/Fail
						Ant 1	Ant 2	SUM	Ant 1	Ant 2	Ant 1	Ant 2	
HE20	MCS0	2	149	5745	Full	20.51	21.09	23.82	30.00		4.31		Pass
HE20	MCS0	2	157	5785	Full	20.79	21.35	24.09	30.00		4.31		Pass
HE20	MCS0	2	165	5825	Full	20.08	20.24	23.17	30.00		4.31		Pass
HE40	MCS0	2	151	5755	Full	19.96	20.44	23.22	30.00		4.31		Pass
HE40	MCS0	2	159	5795	Full	22.52	22.72	25.63	30.00		4.31		Pass
HE80	MCS0	2	155	5775	Full	18.40	18.32	21.37	30.00		4.31		Pass

TEST RESULTS DATA
Power Spectral Density

U-NII-3 MIMO															
Mod.	Data Rate	NTX	CH.	Freq. (MHz)	RU Config	Duty Factor (dB)		Average Power Density with Duty Factor (dBm/500kHz)			Average PSD Limit (dBm/500kHz)		DG (dBi)		Pass /Fail
						Ant 1	Ant 2	Ant 1	Ant 2	SUM	Ant 1	Ant 2	Ant 1	Ant 2	
HE20	MCS0	2	149	5745	Full	0.44	0.43	7.43	6.63	10.44	28.72		7.28		Pass
HE20	MCS0	2	157	5785	Full	0.44	0.43	6.94	6.80	9.95	28.72		7.28		Pass
HE20	MCS0	2	165	5825	Full	0.44	0.43	5.95	5.58	8.96	28.72		7.28		Pass
HE40	MCS0	2	151	5755	Full	0.42	0.43	3.24	3.00	6.25	28.72		7.28		Pass
HE40	MCS0	2	159	5795	Full	0.42	0.43	5.60	5.42	8.61	28.72		7.28		Pass
HE80	MCS0	2	155	5775	Full	0.70	0.70	-1.31	-0.70	2.31	28.72		7.28		Pass

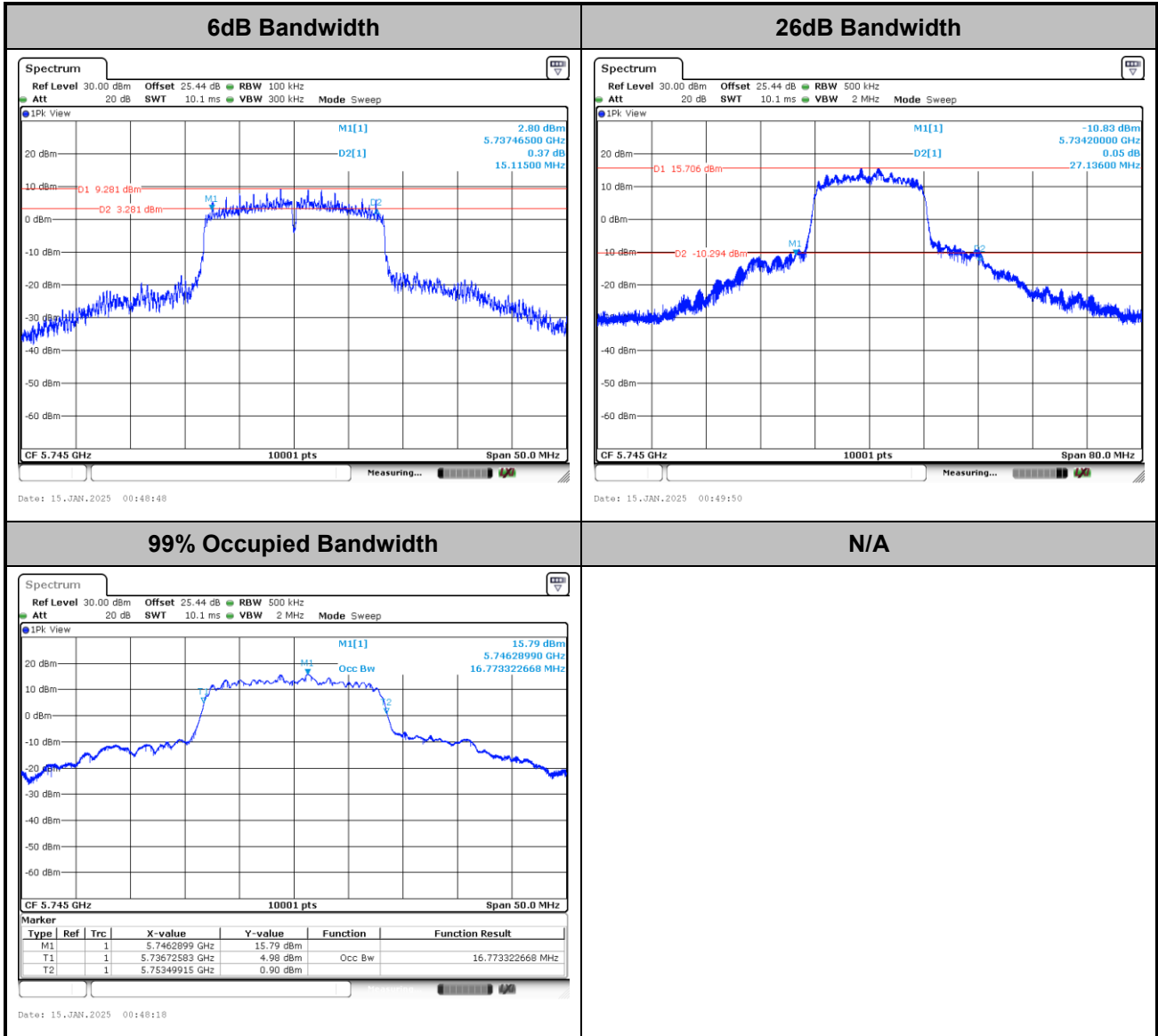
Note: PSD Sum = Max PSD(Ant. 1, Ant. 2) + 10 log (n)



Test Result of 6dB and 26dB and 99% Occupied Bandwidth

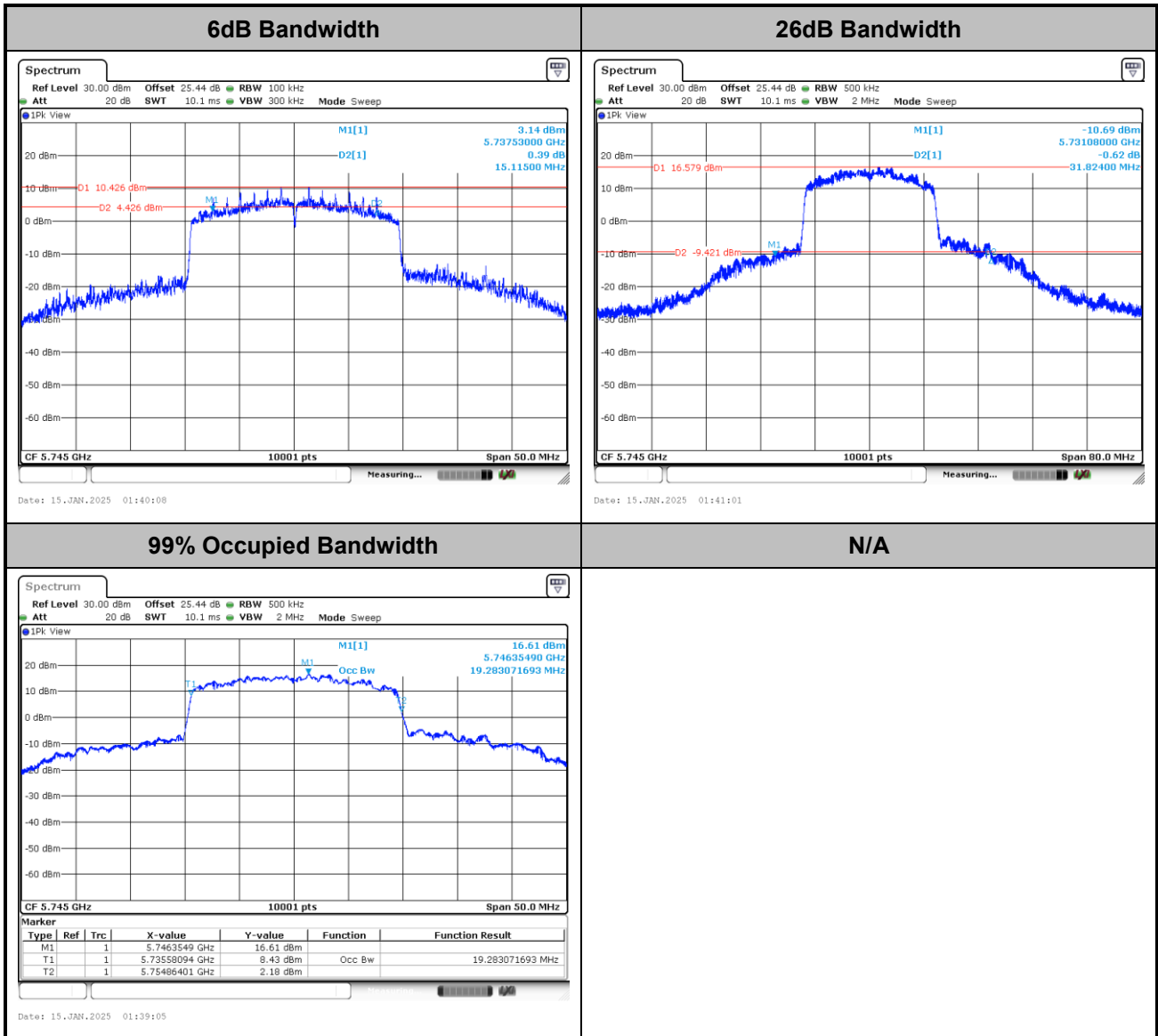
MIMO <Ant. 1+2>

<802.11a>



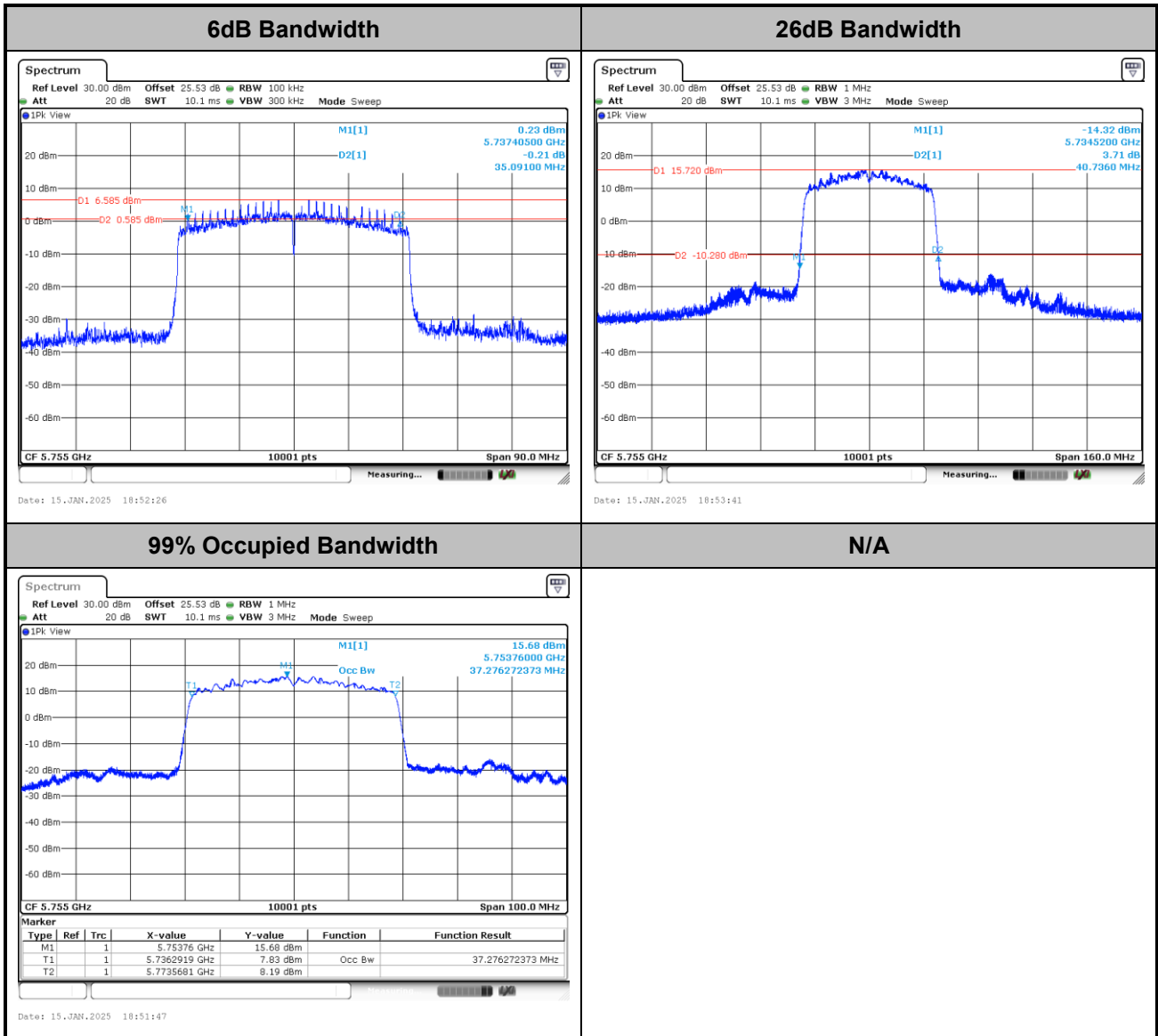


<802.11ax HE20>



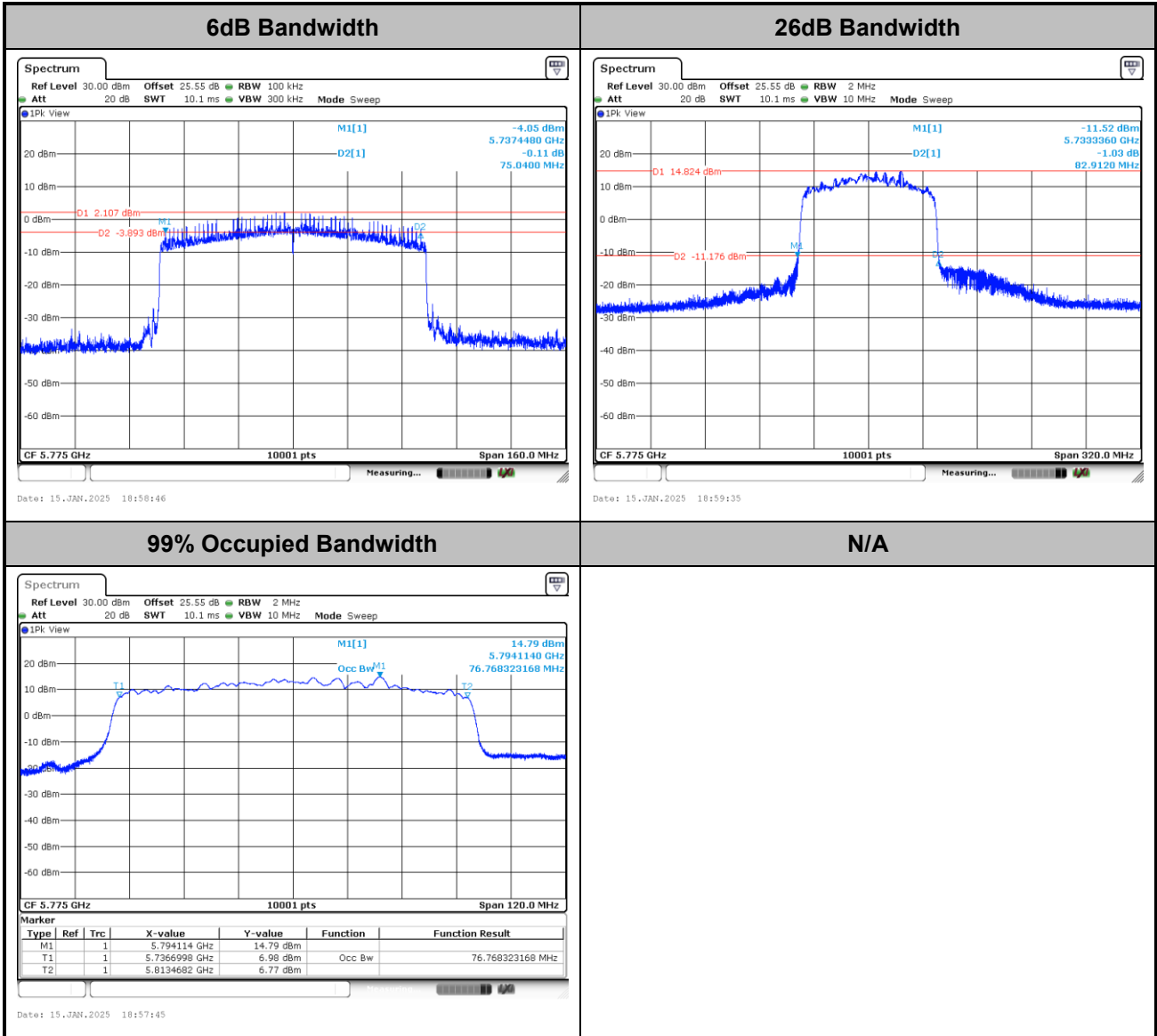


<802.11ax HE40>





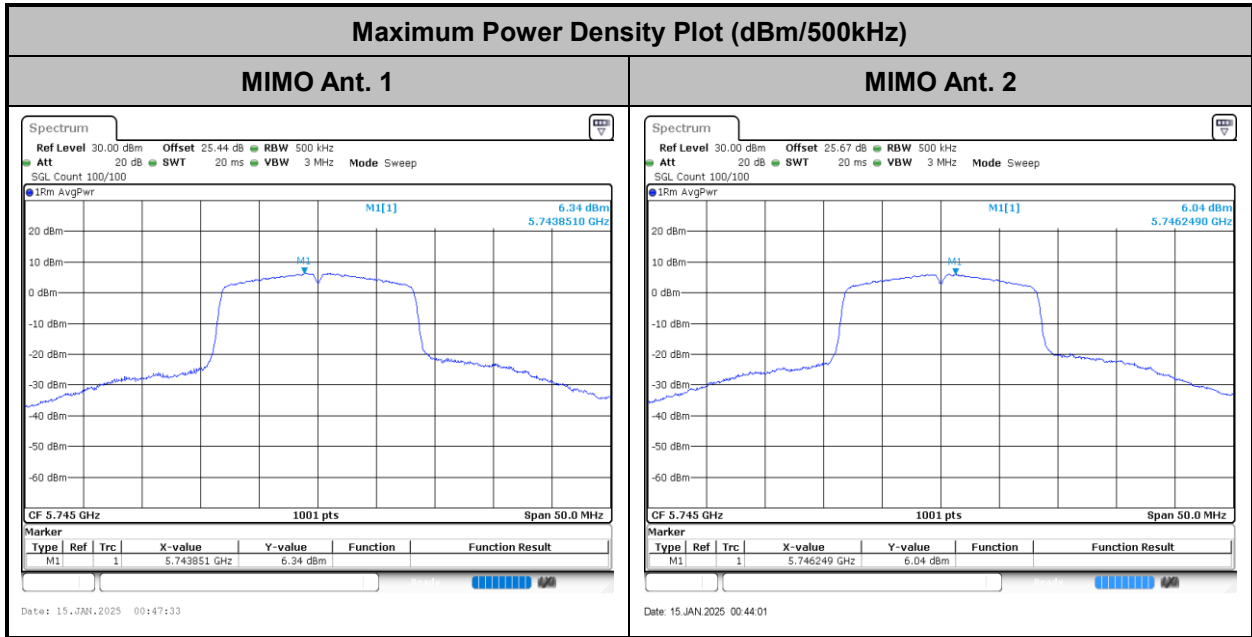
<802.11ax HE80>



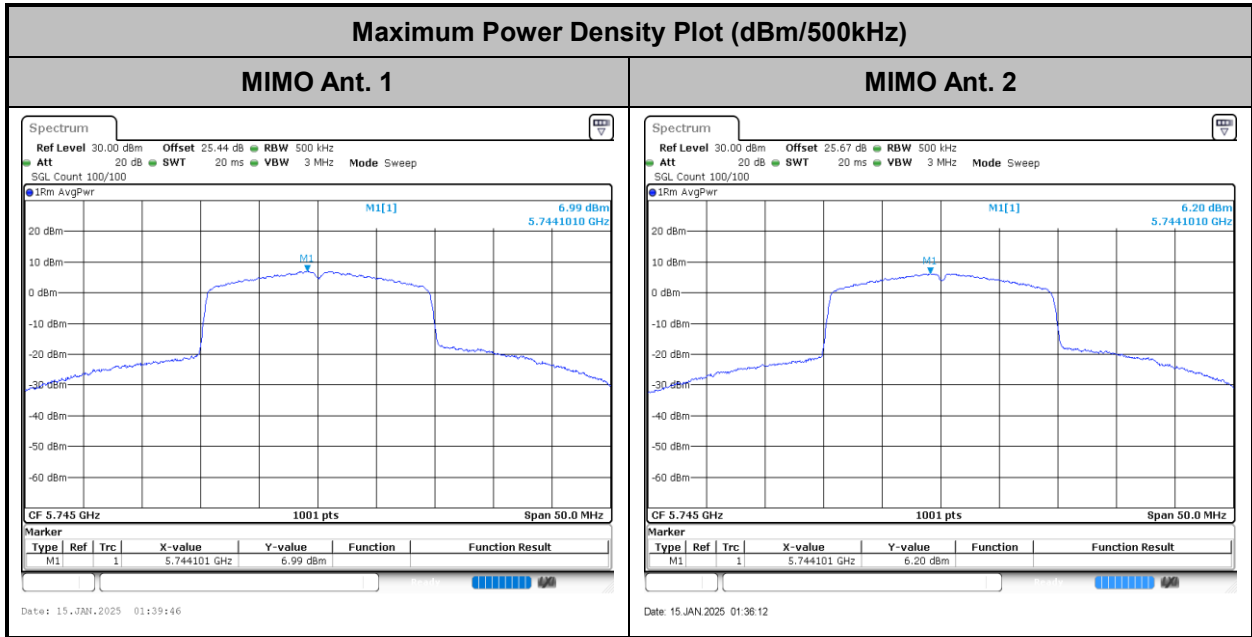


Test Result of Power Spectral Density

<802.11a>

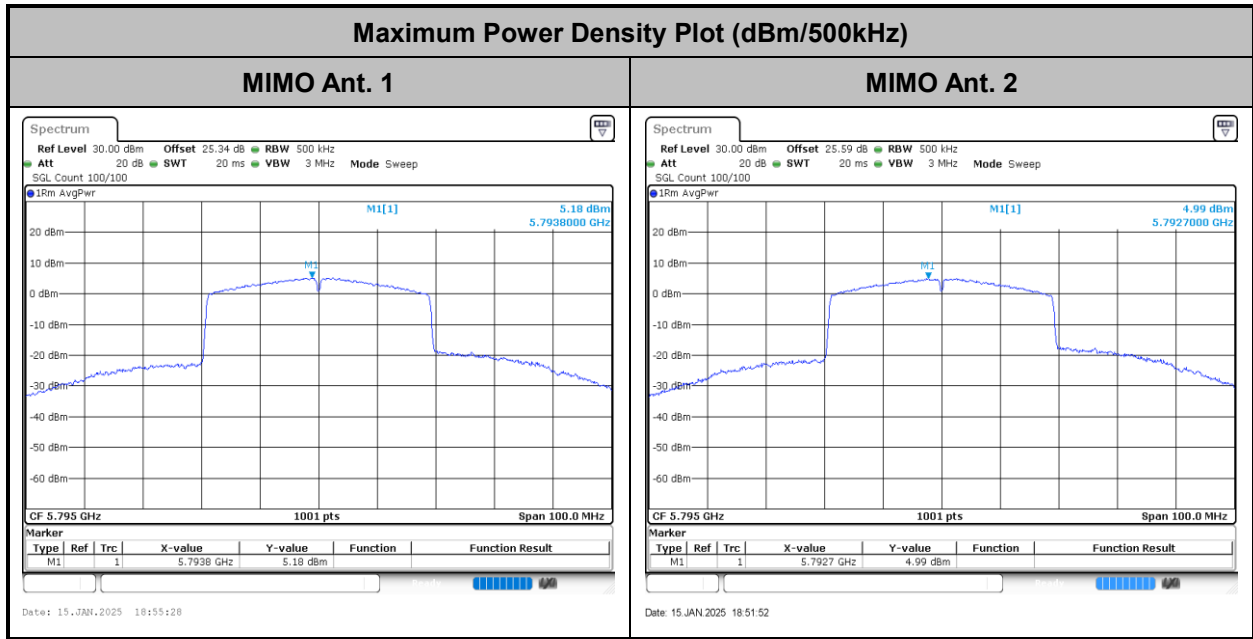


<802.11ax HE20>

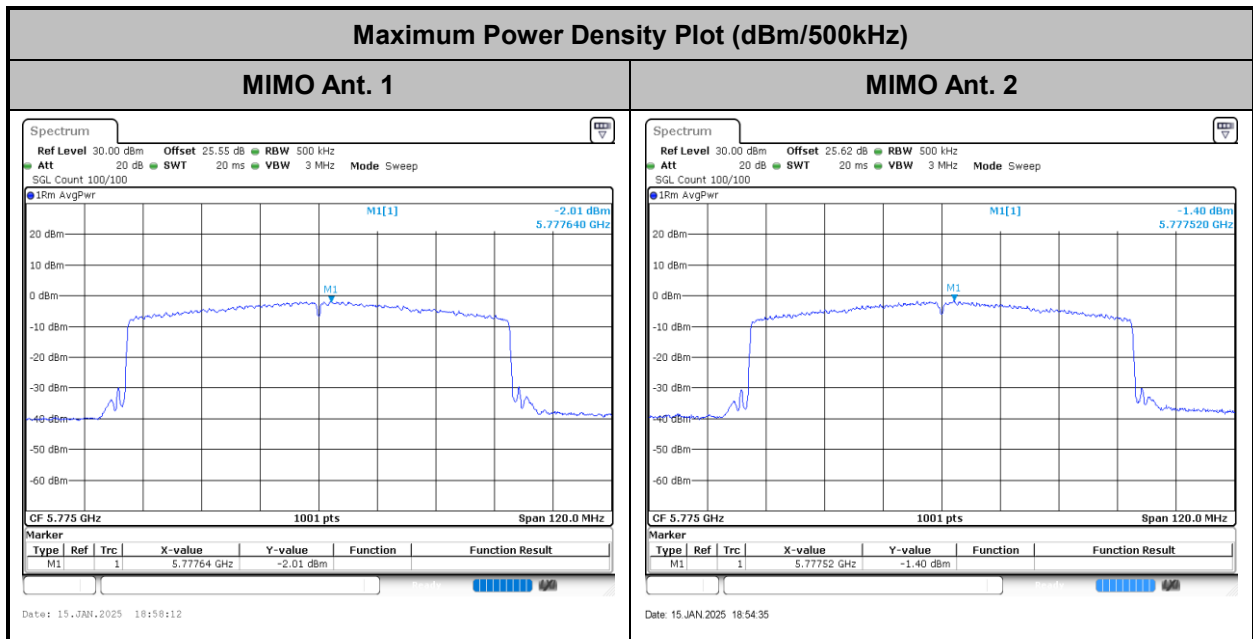




<802.11ax HE40>



<802.11ax HE80>





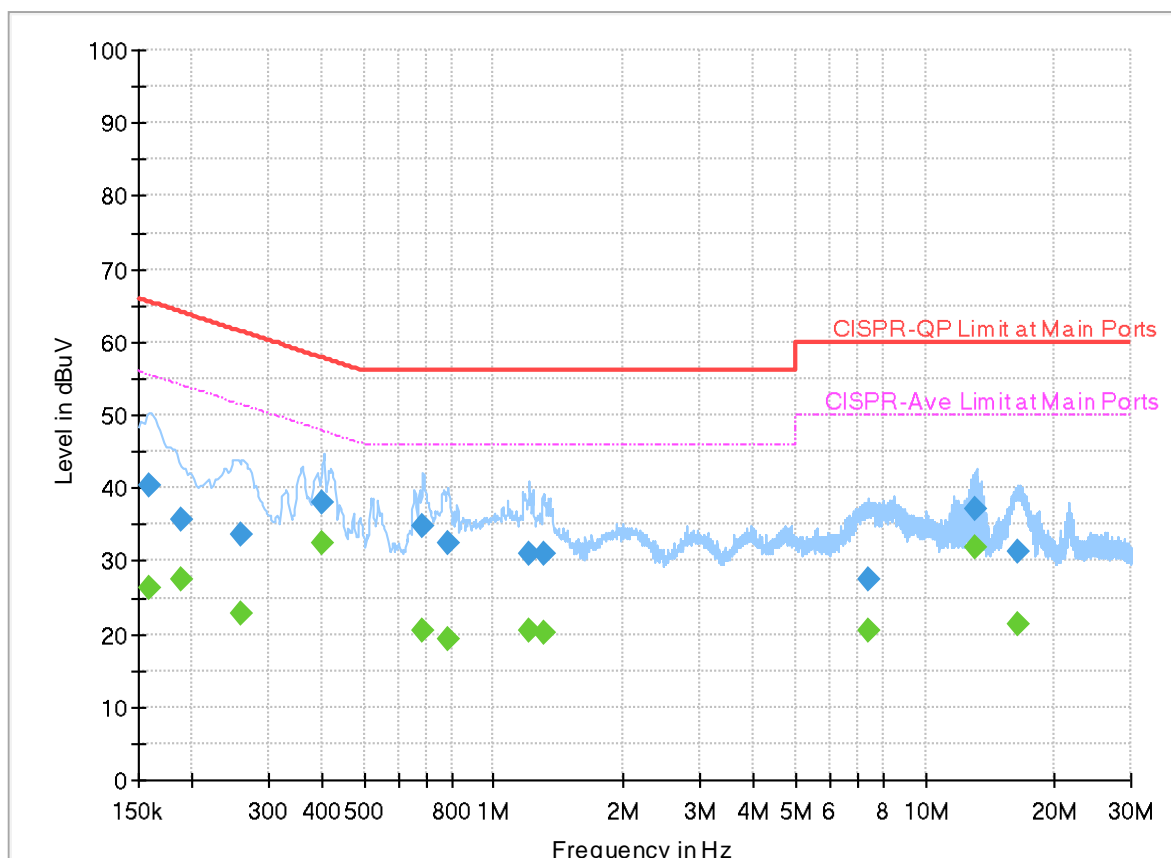
Appendix B. AC Conducted Emission Test Results

Test Engineer :	Louis Chung	Temperature :	23~24.6°C
		Relative Humidity :	45.1~54.2%

EUT Information

Report NO : 530461
 Test Mode : Mode 1
 Test Voltage : 120Vac/60Hz
 Phase : Line

Full Spectrum



Final_Result

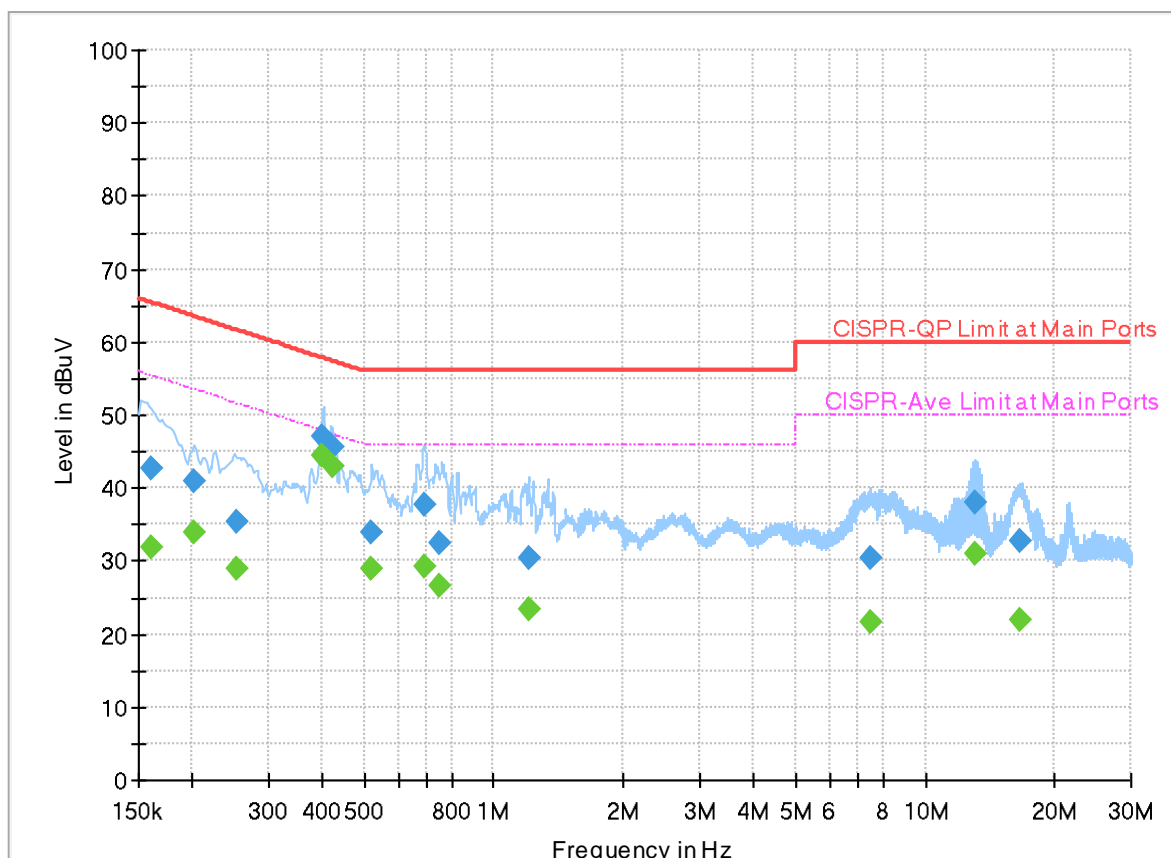
Frequency (MHz)	QuasiPeak (dBuV)	CAverage (dBuV)	Limit (dBuV)	Margin (dB)	Line	PE	Corr. (dB)
0.159360	---	26.29	55.50	29.21	L1	FLO	20.0
0.159360	40.41	---	65.50	25.09	L1	FLO	20.0
0.188250	---	27.56	54.11	26.55	L1	FLO	20.0
0.188250	35.56	---	64.11	28.55	L1	FLO	20.0
0.258090	---	22.82	51.49	28.67	L1	FLO	20.0
0.258090	33.70	---	61.49	27.79	L1	FLO	20.0
0.399750	---	32.35	47.86	15.51	L1	FLO	20.0
0.399750	38.04	---	57.86	19.82	L1	FLO	20.0
0.681900	---	20.61	46.00	25.39	L1	FLO	20.0
0.681900	34.85	---	56.00	21.15	L1	FLO	20.0
0.782880	---	19.24	46.00	26.76	L1	FLO	20.0
0.782880	32.47	---	56.00	23.53	L1	FLO	20.0
1.205250	---	20.59	46.00	25.41	L1	FLO	20.0
1.205250	31.05	---	56.00	24.95	L1	FLO	20.0
1.309290	---	20.18	46.00	25.82	L1	FLO	20.0
1.309290	31.09	---	56.00	24.91	L1	FLO	20.0
7.424250	---	20.51	50.00	29.49	L1	FLO	20.3
7.424250	27.42	---	60.00	32.58	L1	FLO	20.3
13.130250	---	31.98	50.00	18.02	L1	FLO	20.5

13.130250	37.26	---	60.00	22.74	L1	FLO	20.5
16.388970	---	21.39	50.00	28.61	L1	FLO	20.7
16.388970	31.43	---	60.00	28.57	L1	FLO	20.7

EUT Information

Report NO : 530461
 Test Mode : Mode 1
 Test Voltage : 120Vac/60Hz
 Phase : Neutral

Full Spectrum



Final_Result

Frequency (MHz)	QuasiPeak (dBuV)	CAverage (dBuV)	Limit (dBuV)	Margin (dB)	Line	PE	Corr. (dB)
0.161250	---	32.01	55.40	23.39	N	FLO	20.0
0.161250	42.74	---	65.40	22.66	N	FLO	20.0
0.201030	---	33.85	53.57	19.72	N	FLO	20.0
0.201030	40.99	---	63.57	22.58	N	FLO	20.0
0.252510	---	28.94	51.67	22.73	N	FLO	20.0
0.252510	35.31	---	61.67	26.36	N	FLO	20.0
0.401100	---	44.53	47.83	3.30	N	FLO	20.0
0.401100	47.20	---	57.83	10.63	N	FLO	20.0
0.423780	---	42.99	47.37	4.38	N	FLO	20.0
0.423780	45.49	---	57.37	11.88	N	FLO	20.0
0.516750	---	29.00	46.00	17.00	N	FLO	20.0
0.516750	33.97	---	56.00	22.03	N	FLO	20.0
0.688830	---	29.15	46.00	16.85	N	FLO	20.0
0.688830	37.61	---	56.00	18.39	N	FLO	20.0
0.750840	---	26.74	46.00	19.26	N	FLO	20.0
0.750840	32.40	---	56.00	23.60	N	FLO	20.0
1.203810	---	23.29	46.00	22.71	N	FLO	20.0
1.203810	30.53	---	56.00	25.47	N	FLO	20.0
7.462500	---	21.77	50.00	28.23	N	FLO	20.3

7.462500	30.35	---	60.00	29.65	N	FLO	20.3
13.033500	---	31.07	50.00	18.93	N	FLO	20.5
13.033500	37.96	---	60.00	22.04	N	FLO	20.5
16.550250	---	21.88	50.00	28.12	N	FLO	20.7
16.550250	32.82	---	60.00	27.18	N	FLO	20.7



Appendix C Radiated Spurious Emission Test Data

Test Engineer : Fred Tseng, Ray Lung and Sky Chang	Temperature : 18~23°C
	Relative Humidity : 50~65%

Note symbol

-L	Low channel location
-R	High channel location

**C1. Radiated Spurious Emission Test Modes**

Mode	Band	Band (GHz)	Antenna	Modulation	Channel	Frequency	Data Rate	RU	Remark
Mode 38	U-NII-3	5.725-5.85	1+2	802.11a	149	5745	6Mbps	-	-
Mode 39	U-NII-3	5.725-5.85	1+2	802.11a	157	5785	6Mbps	-	-
Mode 40	U-NII-3	5.725-5.85	1+2	802.11a	165	5825	6Mbps	-	-
Mode 41	U-NII-3	5.725-5.85	1+2	802.11ax HE20	149	5745	MCS0	-	-
Mode 42	U-NII-3	5.725-5.85	1+2	802.11ax HE20	157	5785	MCS0	-	-
Mode 43	U-NII-3	5.725-5.85	1+2	802.11ax HE20	165	5825	MCS0	-	-
Mode 44	U-NII-3	5.725-5.85	1+2	802.11ax HE40	151	5755	MCS0	-	-
Mode 45	U-NII-3	5.725-5.85	1+2	802.11ax HE40	159	5795	MCS0	-	-
Mode 46	U-NII-3	5.725-5.85	1+2	802.11ax HE80	155	5775	MCS0	-	-
Mode 49	U-NII-3	5.725-5.85	1+2	802.11a	157	5785	6Mbps	-	LF
Mode 50	U-NII-3	5.725-5.85	1+2	802.11a	157	5785	6Mbps	-	SHF



C2. Summary of each worse mode

Mode	Modulation	Ch.	Freq. (MHz)	Level (dBuV/m)	Limit (dBuV/m)	Margin (dB)	Pol.	Peak Avg.	Result	RU	Remark
38	802.11a	149	5647.56	54.69	68.20	-13.51	V	Peak	Pass	-	Band Edge
	802.11a	149	17235.00	66.99	68.20	-1.21	H	Peak	Pass	-	Harmonic
39	802.11a	157	5632.38	51.56	68.20	-16.64	V	Peak	Pass	-	Band Edge
	802.11a	157	17355.00	67.22	68.20	-0.98	H	Peak	Pass	-	Harmonic
40	802.11a	165	5942.00	53.26	68.20	-14.94	V	Peak	Pass	-	Band Edge
	802.11a	165	17475.00	65.88	68.20	-2.32	H	Peak	Pass	-	Harmonic
41	802.11ax HE20	149	5649.30	56.13	68.20	-12.07	V	Peak	Pass	-	Band Edge
	802.11ax HE20	149	17235.00	64.71	68.20	-3.49	H	Peak	Pass	-	Harmonic
42	802.11ax HE20	157	5939.11	53.77	68.20	-14.43	V	Peak	Pass	-	Band Edge
	802.11ax HE20	157	17355.00	65.94	68.20	-2.26	H	Peak	Pass	-	Harmonic
43	802.11ax HE20	165	5923.88	60.06	69.03	-8.97	V	Peak	Pass	-	Band Edge



Mode	Modulation	Ch.	Freq. (MHz)	Level (dBuV/m)	Limit (dBuV/m)	Margin (dB)	Pol.	Peak Avg.	Result	RU	Remark
43	802.11ax HE20	165	17475.00	66.08	68.20	-2.12	H	Peak	Pass	-	Harmonic
44	802.11ax HE40	151	5659.83	64.18	75.50	-11.32	V	Peak	Pass	-	Band Edge
	802.11ax HE40	151	17265.00	61.03	68.20	-7.17	H	Peak	Pass	-	Harmonic
45	802.11ax HE40	159	5925.98	65.39	68.20	-2.81	V	Peak	Pass	-	Band Edge
	802.11ax HE40	159	17385.00	65.97	68.20	-2.23	H	Peak	Pass	-	Harmonic
46	802.11ax HE80	155	5650.23	62.93	68.37	-5.44	V	Peak	Pass	-	Band Edge
	802.11ax HE80	155	17325.00	57.79	68.20	-10.41	V	Peak	Pass	-	Harmonic
49	802.11a	157	709.97	28.25	46.00	-17.75	V	QP	Pass	-	LF
50	802.11a	157	38950.83	41.34	54.00	-12.66	V	Avg.	Pass	-	SHF

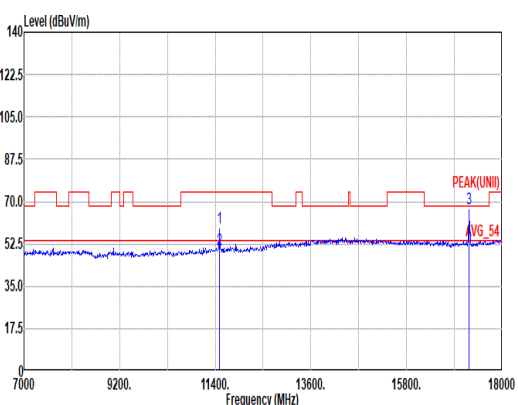
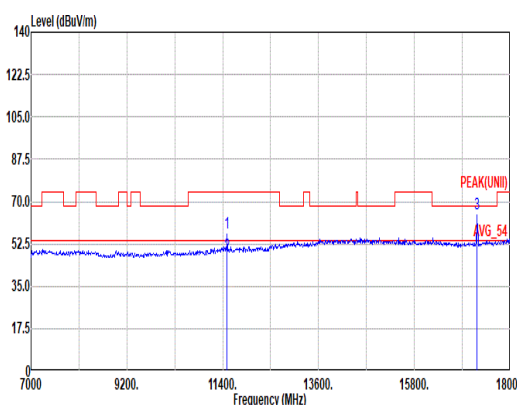


Mode	38																																																																																																																																
	Band Edge																																																																																																																																
	U-NII-3_5.725-5.85_802.11a_CH149_5745MHz																																																																																																																																
ANT	1+2																																																																																																																																
Pol.	Horizontal	Fundamental																																																																																																																															
Peak	<p>Site : 03CH21-HY Condition: PEAK_BE(B4)_16-24 3m DRH18-E_LE2C03A18EN_240711 HORIZONTAL : RBW:1000.000kHz VBW:3000.000kHz SWT:Auto</p> <table border="1"> <thead> <tr> <th></th> <th>Limit</th> <th>Read</th> <th>Ant</th> <th>Cable</th> <th>Preamp</th> <th>Aux</th> <th>APos</th> <th>TPos</th> <th>Remark</th> </tr> <tr> <th>Freq</th> <th>Level</th> <th>Line Margin</th> <th>Level</th> <th>Factor</th> <th>Loss Factor</th> <th>Factor</th> <th></th> <th></th> <th></th> </tr> <tr> <th></th> <th>MHz</th> <th>dBuV/m</th> <th>dBuV/m</th> <th>dB</th> <th>dBuV</th> <th>dB/m</th> <th>dB</th> <th>dB</th> <th>cm</th> <th>deg</th> </tr> </thead> <tbody> <tr> <td>1</td> <td>5632.05</td> <td>49.24</td> <td>68.20</td> <td>-18.96</td> <td>37.88</td> <td>33.09</td> <td>13.59</td> <td>35.32</td> <td>0.00</td> <td>227</td> <td>41</td> <td>PEAK</td> </tr> <tr> <td>2</td> <td>5650.75</td> <td>46.61</td> <td>68.76</td> <td>-22.15</td> <td>35.13</td> <td>33.20</td> <td>13.61</td> <td>35.33</td> <td>0.00</td> <td>227</td> <td>41</td> <td>PEAK</td> </tr> <tr> <td>3</td> <td>5717.60</td> <td>67.73</td> <td>110.13</td> <td>-42.40</td> <td>55.84</td> <td>33.57</td> <td>13.69</td> <td>35.37</td> <td>0.00</td> <td>227</td> <td>41</td> <td>PEAK</td> </tr> <tr> <td>4</td> <td>5728.21</td> <td>63.35</td> <td>111.27</td> <td>-47.92</td> <td>51.45</td> <td>33.58</td> <td>13.69</td> <td>35.37</td> <td>0.00</td> <td>227</td> <td>41</td> <td>PEAK</td> </tr> </tbody> </table>		Limit	Read	Ant	Cable	Preamp	Aux	APos	TPos	Remark	Freq	Level	Line Margin	Level	Factor	Loss Factor	Factor					MHz	dBuV/m	dBuV/m	dB	dBuV	dB/m	dB	dB	cm	deg	1	5632.05	49.24	68.20	-18.96	37.88	33.09	13.59	35.32	0.00	227	41	PEAK	2	5650.75	46.61	68.76	-22.15	35.13	33.20	13.61	35.33	0.00	227	41	PEAK	3	5717.60	67.73	110.13	-42.40	55.84	33.57	13.69	35.37	0.00	227	41	PEAK	4	5728.21	63.35	111.27	-47.92	51.45	33.58	13.69	35.37	0.00	227	41	PEAK	<p>Site : 03CH21-HY Condition: PEAK(UNI1) 3m DRH18-E_LE2C03A18EN_240711 HORIZONTAL : RBW:1000.000kHz VBW:3000.000kHz SWT:Auto</p> <table border="1"> <thead> <tr> <th></th> <th>Limit</th> <th>Read</th> <th>Ant</th> <th>Cable</th> <th>Preamp</th> <th>Aux</th> <th>APos</th> <th>TPos</th> <th>Remark</th> </tr> <tr> <th>Freq</th> <th>Level</th> <th>Line Margin</th> <th>Level</th> <th>Factor</th> <th>Loss Factor</th> <th>Factor</th> <th></th> <th></th> <th></th> </tr> <tr> <th></th> <th>MHz</th> <th>dBuV/m</th> <th>dBuV/m</th> <th>dB</th> <th>dBuV</th> <th>dB/m</th> <th>dB</th> <th>dB</th> <th>cm</th> <th>deg</th> </tr> </thead> <tbody> <tr> <td>1</td> <td>5745.00</td> <td>106.68</td> <td>-----</td> <td>-----</td> <td>94.65</td> <td>33.68</td> <td>13.73</td> <td>35.38</td> <td>0.00</td> <td>227</td> <td>41</td> <td>PEAK</td> </tr> </tbody> </table>		Limit	Read	Ant	Cable	Preamp	Aux	APos	TPos	Remark	Freq	Level	Line Margin	Level	Factor	Loss Factor	Factor					MHz	dBuV/m	dBuV/m	dB	dBuV	dB/m	dB	dB	cm	deg	1	5745.00	106.68	-----	-----	94.65	33.68	13.73	35.38	0.00	227	41	PEAK
	Limit	Read	Ant	Cable	Preamp	Aux	APos	TPos	Remark																																																																																																																								
Freq	Level	Line Margin	Level	Factor	Loss Factor	Factor																																																																																																																											
	MHz	dBuV/m	dBuV/m	dB	dBuV	dB/m	dB	dB	cm	deg																																																																																																																							
1	5632.05	49.24	68.20	-18.96	37.88	33.09	13.59	35.32	0.00	227	41	PEAK																																																																																																																					
2	5650.75	46.61	68.76	-22.15	35.13	33.20	13.61	35.33	0.00	227	41	PEAK																																																																																																																					
3	5717.60	67.73	110.13	-42.40	55.84	33.57	13.69	35.37	0.00	227	41	PEAK																																																																																																																					
4	5728.21	63.35	111.27	-47.92	51.45	33.58	13.69	35.37	0.00	227	41	PEAK																																																																																																																					
	Limit	Read	Ant	Cable	Preamp	Aux	APos	TPos	Remark																																																																																																																								
Freq	Level	Line Margin	Level	Factor	Loss Factor	Factor																																																																																																																											
	MHz	dBuV/m	dBuV/m	dB	dBuV	dB/m	dB	dB	cm	deg																																																																																																																							
1	5745.00	106.68	-----	-----	94.65	33.68	13.73	35.38	0.00	227	41	PEAK																																																																																																																					
Avg	Blank	<p>Site : 03CH21-HY Condition: AVG_54 3m DRH18-E_LE2C03A18EN_240711 HORIZONTAL : RBW:1000.000kHz VBW:0.750kHz SWT:Auto</p> <table border="1"> <thead> <tr> <th></th> <th>Limit</th> <th>Read</th> <th>Ant</th> <th>Cable</th> <th>Preamp</th> <th>Aux</th> <th>APos</th> <th>TPos</th> <th>Remark</th> </tr> <tr> <th>Freq</th> <th>Level</th> <th>Line Margin</th> <th>Level</th> <th>Factor</th> <th>Loss Factor</th> <th>Factor</th> <th></th> <th></th> <th></th> </tr> <tr> <th></th> <th>MHz</th> <th>dBuV/m</th> <th>dBuV/m</th> <th>dB</th> <th>dBuV</th> <th>dB/m</th> <th>dB</th> <th>dB</th> <th>cm</th> <th>deg</th> </tr> </thead> <tbody> <tr> <td>1</td> <td>5745.00</td> <td>101.05</td> <td>-----</td> <td>-----</td> <td>89.02</td> <td>33.68</td> <td>13.73</td> <td>35.38</td> <td>0.00</td> <td>227</td> <td>41</td> <td>AVERAGE</td> </tr> </tbody> </table>		Limit	Read	Ant	Cable	Preamp	Aux	APos	TPos	Remark	Freq	Level	Line Margin	Level	Factor	Loss Factor	Factor					MHz	dBuV/m	dBuV/m	dB	dBuV	dB/m	dB	dB	cm	deg	1	5745.00	101.05	-----	-----	89.02	33.68	13.73	35.38	0.00	227	41	AVERAGE																																																																																			
	Limit	Read	Ant	Cable	Preamp	Aux	APos	TPos	Remark																																																																																																																								
Freq	Level	Line Margin	Level	Factor	Loss Factor	Factor																																																																																																																											
	MHz	dBuV/m	dBuV/m	dB	dBuV	dB/m	dB	dB	cm	deg																																																																																																																							
1	5745.00	101.05	-----	-----	89.02	33.68	13.73	35.38	0.00	227	41	AVERAGE																																																																																																																					



Mode	38																																																																																																																						
	Band Edge																																																																																																																						
	U-NII-3_5.725-5.85_802.11a_CH149_5745MHz																																																																																																																						
ANT	1+2																																																																																																																						
Pol.	Vertical	Fundamental																																																																																																																					
Peak	<p>Site : 03CH21-HY Condition: PEAK_BE(B4)_16-24 3m DRH18-E_LE2C03A18EN_240711 VERTICAL : RBW:1000.000kHz VBW:3000.000kHz SWT:Auto</p> <table border="1"> <thead> <tr> <th>Peak</th> <th>Freq</th> <th>Level</th> <th>Limit</th> <th>Line Margin</th> <th>Read</th> <th>Ant</th> <th>Cable</th> <th>Preamp</th> <th>Aux</th> <th>APos</th> <th>TPos</th> <th>Remark</th> </tr> <tr> <th></th> <th>MHz</th> <th>dBuV/m</th> <th>dBuV/m</th> <th>dB</th> <th>dBuV</th> <th>dB/m</th> <th>dB</th> <th>dB</th> <th>dB</th> <th>cm</th> <th>deg</th> <th></th> </tr> </thead> <tbody> <tr> <td>1</td> <td>5647.56</td> <td>54.69</td> <td>68.20</td> <td>-13.51</td> <td>43.22</td> <td>33.19</td> <td>13.61</td> <td>35.33</td> <td>0.00</td> <td>186</td> <td>341</td> <td>PEAK</td> </tr> <tr> <td>2</td> <td>5650.75</td> <td>53.11</td> <td>68.76</td> <td>-15.65</td> <td>41.63</td> <td>33.20</td> <td>13.61</td> <td>35.33</td> <td>0.00</td> <td>186</td> <td>341</td> <td>PEAK</td> </tr> <tr> <td>3</td> <td>5708.61</td> <td>75.11</td> <td>107.61</td> <td>-32.50</td> <td>63.26</td> <td>33.53</td> <td>13.68</td> <td>35.36</td> <td>0.00</td> <td>186</td> <td>341</td> <td>PEAK</td> </tr> <tr> <td>4</td> <td>5728.50</td> <td>82.21</td> <td>111.93</td> <td>-29.72</td> <td>70.31</td> <td>33.58</td> <td>13.69</td> <td>35.37</td> <td>0.00</td> <td>186</td> <td>341</td> <td>PEAK</td> </tr> </tbody> </table>	Peak	Freq	Level	Limit	Line Margin	Read	Ant	Cable	Preamp	Aux	APos	TPos	Remark		MHz	dBuV/m	dBuV/m	dB	dBuV	dB/m	dB	dB	dB	cm	deg		1	5647.56	54.69	68.20	-13.51	43.22	33.19	13.61	35.33	0.00	186	341	PEAK	2	5650.75	53.11	68.76	-15.65	41.63	33.20	13.61	35.33	0.00	186	341	PEAK	3	5708.61	75.11	107.61	-32.50	63.26	33.53	13.68	35.36	0.00	186	341	PEAK	4	5728.50	82.21	111.93	-29.72	70.31	33.58	13.69	35.37	0.00	186	341	PEAK	<p>Site : 03CH21-HY Condition: PEAK(UNI) 3m DRH18-E_LE2C03A18EN_240711 VERTICAL : RBW:1000.000kHz VBW:3000.000kHz SWT:Auto</p> <table border="1"> <thead> <tr> <th>Peak</th> <th>Freq</th> <th>Level</th> <th>Limit</th> <th>Line Margin</th> <th>Read</th> <th>Ant</th> <th>Cable</th> <th>Preamp</th> <th>Aux</th> <th>APos</th> <th>TPos</th> <th>Remark</th> </tr> <tr> <th></th> <th>MHz</th> <th>dBuV/m</th> <th>dBuV/m</th> <th>dB</th> <th>dBuV</th> <th>dB/m</th> <th>dB</th> <th>dB</th> <th>dB</th> <th>cm</th> <th>deg</th> <th></th> </tr> </thead> <tbody> <tr> <td>1</td> <td>5745.00</td> <td>117.80</td> <td>-----</td> <td>-----</td> <td>105.76</td> <td>33.70</td> <td>13.73</td> <td>35.39</td> <td>0.00</td> <td>186</td> <td>341</td> <td>PEAK</td> </tr> </tbody> </table>	Peak	Freq	Level	Limit	Line Margin	Read	Ant	Cable	Preamp	Aux	APos	TPos	Remark		MHz	dBuV/m	dBuV/m	dB	dBuV	dB/m	dB	dB	dB	cm	deg		1	5745.00	117.80	-----	-----	105.76	33.70	13.73	35.39	0.00	186	341	PEAK
Peak	Freq	Level	Limit	Line Margin	Read	Ant	Cable	Preamp	Aux	APos	TPos	Remark																																																																																																											
	MHz	dBuV/m	dBuV/m	dB	dBuV	dB/m	dB	dB	dB	cm	deg																																																																																																												
1	5647.56	54.69	68.20	-13.51	43.22	33.19	13.61	35.33	0.00	186	341	PEAK																																																																																																											
2	5650.75	53.11	68.76	-15.65	41.63	33.20	13.61	35.33	0.00	186	341	PEAK																																																																																																											
3	5708.61	75.11	107.61	-32.50	63.26	33.53	13.68	35.36	0.00	186	341	PEAK																																																																																																											
4	5728.50	82.21	111.93	-29.72	70.31	33.58	13.69	35.37	0.00	186	341	PEAK																																																																																																											
Peak	Freq	Level	Limit	Line Margin	Read	Ant	Cable	Preamp	Aux	APos	TPos	Remark																																																																																																											
	MHz	dBuV/m	dBuV/m	dB	dBuV	dB/m	dB	dB	dB	cm	deg																																																																																																												
1	5745.00	117.80	-----	-----	105.76	33.70	13.73	35.39	0.00	186	341	PEAK																																																																																																											
Avg	Blank	<p>Site : 03CH21-HY Condition: AVG_54 3m DRH18-E_LE2C03A18EN_240711 VERTICAL : RBW:1000.000kHz VBW:0.750kHz SWT:Auto</p> <table border="1"> <thead> <tr> <th>Peak</th> <th>Freq</th> <th>Level</th> <th>Limit</th> <th>Line Margin</th> <th>Read</th> <th>Ant</th> <th>Cable</th> <th>Preamp</th> <th>Aux</th> <th>APos</th> <th>TPos</th> <th>Remark</th> </tr> <tr> <th></th> <th>MHz</th> <th>dBuV/m</th> <th>dBuV/m</th> <th>dB</th> <th>dBuV</th> <th>dB/m</th> <th>dB</th> <th>dB</th> <th>dB</th> <th>cm</th> <th>deg</th> <th></th> </tr> </thead> <tbody> <tr> <td>1</td> <td>5745.00</td> <td>113.20</td> <td>-----</td> <td>-----</td> <td>101.17</td> <td>33.68</td> <td>13.73</td> <td>35.38</td> <td>0.00</td> <td>186</td> <td>341</td> <td>AVERAGE</td> </tr> </tbody> </table>	Peak	Freq	Level	Limit	Line Margin	Read	Ant	Cable	Preamp	Aux	APos	TPos	Remark		MHz	dBuV/m	dBuV/m	dB	dBuV	dB/m	dB	dB	dB	cm	deg		1	5745.00	113.20	-----	-----	101.17	33.68	13.73	35.38	0.00	186	341	AVERAGE																																																																														
Peak	Freq	Level	Limit	Line Margin	Read	Ant	Cable	Preamp	Aux	APos	TPos	Remark																																																																																																											
	MHz	dBuV/m	dBuV/m	dB	dBuV	dB/m	dB	dB	dB	cm	deg																																																																																																												
1	5745.00	113.20	-----	-----	101.17	33.68	13.73	35.38	0.00	186	341	AVERAGE																																																																																																											



Mode	38																																																																																																																																			
	Harmonic																																																																																																																																			
	U-NII-3_5.725-5.85_802.11a_CH149_5745MHz																																																																																																																																			
ANT	1+2																																																																																																																																			
Pol.	Horizontal	Vertical																																																																																																																																		
Peak	 <p>Site : 03CH21-HY Condition: PEAK(UNII) 3m DRH18-E_LE2C03A18EN_240711 HORIZONTAL</p> <table border="1"> <thead> <tr> <th>Peak</th> <th>Freq</th> <th>Level</th> <th>Limit</th> <th>Line Margin</th> <th>Read</th> <th>Ant</th> <th>Cable</th> <th>Preamp</th> <th>Aux</th> <th>APos</th> <th>TPos</th> <th>Remark</th> </tr> <tr> <th></th> <th>MHz</th> <th>dBuV/m</th> <th>dBuV/m</th> <th>dB</th> <th>dBuV</th> <th>dB/m</th> <th>dB</th> <th>dB</th> <th>dB</th> <th>cm</th> <th>deg</th> <th></th> </tr> </thead> <tbody> <tr> <td>1</td> <td>11490.00</td> <td>59.18</td> <td>74.00</td> <td>-14.82</td> <td>41.43</td> <td>38.50</td> <td>19.50</td> <td>41.00</td> <td>0.75</td> <td>199</td> <td>360</td> <td>Peak</td> </tr> <tr> <td>2</td> <td>11490.00</td> <td>50.17</td> <td>54.00</td> <td>-3.83</td> <td>32.42</td> <td>38.50</td> <td>19.50</td> <td>41.00</td> <td>0.75</td> <td>199</td> <td>360</td> <td>Average</td> </tr> <tr> <td>3</td> <td>17235.00</td> <td>66.99</td> <td>68.20</td> <td>-1.21</td> <td>49.48</td> <td>39.87</td> <td>24.01</td> <td>46.97</td> <td>0.60</td> <td>202</td> <td>231</td> <td>Peak</td> </tr> </tbody> </table>	Peak	Freq	Level	Limit	Line Margin	Read	Ant	Cable	Preamp	Aux	APos	TPos	Remark		MHz	dBuV/m	dBuV/m	dB	dBuV	dB/m	dB	dB	dB	cm	deg		1	11490.00	59.18	74.00	-14.82	41.43	38.50	19.50	41.00	0.75	199	360	Peak	2	11490.00	50.17	54.00	-3.83	32.42	38.50	19.50	41.00	0.75	199	360	Average	3	17235.00	66.99	68.20	-1.21	49.48	39.87	24.01	46.97	0.60	202	231	Peak	 <p>Site : 03CH21-HY Condition: PEAK(UNII) 3m DRH18-E_LE2C03A18EN_240711 VERTICAL</p> <table border="1"> <thead> <tr> <th>Peak</th> <th>Freq</th> <th>Level</th> <th>Limit</th> <th>Line Margin</th> <th>Read</th> <th>Ant</th> <th>Cable</th> <th>Preamp</th> <th>Aux</th> <th>APos</th> <th>TPos</th> <th>Remark</th> </tr> <tr> <th></th> <th>MHz</th> <th>dBuV/m</th> <th>dBuV/m</th> <th>dB</th> <th>dBuV</th> <th>dB/m</th> <th>dB</th> <th>dB</th> <th>dB</th> <th>cm</th> <th>deg</th> <th></th> </tr> </thead> <tbody> <tr> <td>1</td> <td>11490.00</td> <td>56.91</td> <td>74.00</td> <td>-17.09</td> <td>39.16</td> <td>38.50</td> <td>19.50</td> <td>41.00</td> <td>0.75</td> <td>292</td> <td>81</td> <td>Peak</td> </tr> <tr> <td>2</td> <td>11490.00</td> <td>48.13</td> <td>54.00</td> <td>-5.87</td> <td>30.38</td> <td>38.50</td> <td>19.50</td> <td>41.00</td> <td>0.75</td> <td>292</td> <td>81</td> <td>Average</td> </tr> <tr> <td>3</td> <td>17235.00</td> <td>65.11</td> <td>68.20</td> <td>-3.09</td> <td>47.60</td> <td>39.87</td> <td>24.01</td> <td>46.97</td> <td>0.60</td> <td>201</td> <td>258</td> <td>Peak</td> </tr> </tbody> </table>	Peak	Freq	Level	Limit	Line Margin	Read	Ant	Cable	Preamp	Aux	APos	TPos	Remark		MHz	dBuV/m	dBuV/m	dB	dBuV	dB/m	dB	dB	dB	cm	deg		1	11490.00	56.91	74.00	-17.09	39.16	38.50	19.50	41.00	0.75	292	81	Peak	2	11490.00	48.13	54.00	-5.87	30.38	38.50	19.50	41.00	0.75	292	81	Average	3	17235.00	65.11	68.20	-3.09	47.60	39.87	24.01	46.97	0.60	201	258	Peak
Peak	Freq	Level	Limit	Line Margin	Read	Ant	Cable	Preamp	Aux	APos	TPos	Remark																																																																																																																								
	MHz	dBuV/m	dBuV/m	dB	dBuV	dB/m	dB	dB	dB	cm	deg																																																																																																																									
1	11490.00	59.18	74.00	-14.82	41.43	38.50	19.50	41.00	0.75	199	360	Peak																																																																																																																								
2	11490.00	50.17	54.00	-3.83	32.42	38.50	19.50	41.00	0.75	199	360	Average																																																																																																																								
3	17235.00	66.99	68.20	-1.21	49.48	39.87	24.01	46.97	0.60	202	231	Peak																																																																																																																								
Peak	Freq	Level	Limit	Line Margin	Read	Ant	Cable	Preamp	Aux	APos	TPos	Remark																																																																																																																								
	MHz	dBuV/m	dBuV/m	dB	dBuV	dB/m	dB	dB	dB	cm	deg																																																																																																																									
1	11490.00	56.91	74.00	-17.09	39.16	38.50	19.50	41.00	0.75	292	81	Peak																																																																																																																								
2	11490.00	48.13	54.00	-5.87	30.38	38.50	19.50	41.00	0.75	292	81	Average																																																																																																																								
3	17235.00	65.11	68.20	-3.09	47.60	39.87	24.01	46.97	0.60	201	258	Peak																																																																																																																								
Avg																																																																																																																																				



Mode	38	
	Harmonic	
	U-NII-3_5.725-5.85_802.11a_CH149_5745MHz	
ANT	1+2	
Pol.	Horizontal	Vertical
10.6G ~18G Avg	<p>Site : 03CH21-HY Condition: AVG_54 3m DRH18-E_LE2C03A18EN_240711 HORIZONTAL</p>	<p>Site : 03CH21-HY Condition: AVG_54 3m DRH18-E_LE2C03A18EN_240711 VERTICAL</p>

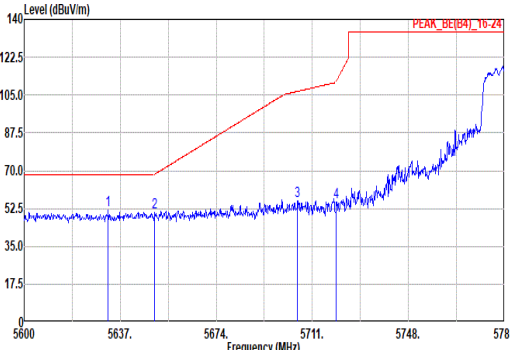
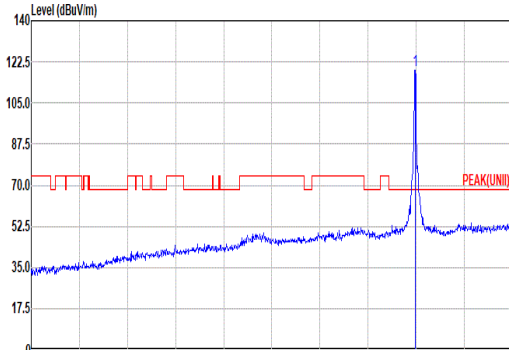
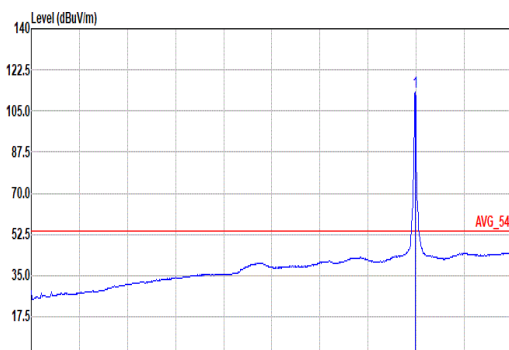


Mode	39																																																																																																																						
	Band Edge - L																																																																																																																						
	U-NII-3_5.725-5.85_802.11a_CH157_5785MHz																																																																																																																						
ANT	1+2																																																																																																																						
Pol.	Horizontal	Fundamental																																																																																																																					
Peak	<p>Site : 03CH21-HY Condition: PEAK_BE(B4)_16-24 3m DRH18-E_LE2C03A18EN_240711 HORIZONTAL : RBW:1000.000kHz VBW:3000.000kHz SWT:Auto</p> <table border="1"> <thead> <tr> <th>Peak</th> <th>Freq</th> <th>Level</th> <th>Limit</th> <th>Line Margin</th> <th>Read</th> <th>Ant</th> <th>Cable</th> <th>Preamp</th> <th>Aux</th> <th>APos</th> <th>TPos</th> <th>Remark</th> </tr> <tr> <th></th> <th>MHz</th> <th>dBuV/m</th> <th>dBuV/m</th> <th>dB</th> <th>dBuV</th> <th>dB/m</th> <th>dB</th> <th>dB</th> <th>dB</th> <th>cm</th> <th>deg</th> <th></th> </tr> </thead> <tbody> <tr> <td>1</td> <td>5634.60</td> <td>48.85</td> <td>68.20</td> <td>-19.35</td> <td>37.47</td> <td>33.11</td> <td>13.59</td> <td>35.32</td> <td>0.00</td> <td>200</td> <td>40</td> <td>PEAK</td> </tr> <tr> <td>2</td> <td>5650.32</td> <td>46.98</td> <td>68.44</td> <td>-21.46</td> <td>35.50</td> <td>33.20</td> <td>13.61</td> <td>35.33</td> <td>0.00</td> <td>200</td> <td>40</td> <td>PEAK</td> </tr> <tr> <td>3</td> <td>5700.64</td> <td>48.50</td> <td>105.38</td> <td>-56.88</td> <td>36.69</td> <td>33.50</td> <td>13.67</td> <td>35.36</td> <td>0.00</td> <td>200</td> <td>40</td> <td>PEAK</td> </tr> <tr> <td>4</td> <td>5720.07</td> <td>48.37</td> <td>110.95</td> <td>-62.58</td> <td>36.47</td> <td>33.58</td> <td>13.69</td> <td>35.37</td> <td>0.00</td> <td>200</td> <td>40</td> <td>PEAK</td> </tr> </tbody> </table>	Peak	Freq	Level	Limit	Line Margin	Read	Ant	Cable	Preamp	Aux	APos	TPos	Remark		MHz	dBuV/m	dBuV/m	dB	dBuV	dB/m	dB	dB	dB	cm	deg		1	5634.60	48.85	68.20	-19.35	37.47	33.11	13.59	35.32	0.00	200	40	PEAK	2	5650.32	46.98	68.44	-21.46	35.50	33.20	13.61	35.33	0.00	200	40	PEAK	3	5700.64	48.50	105.38	-56.88	36.69	33.50	13.67	35.36	0.00	200	40	PEAK	4	5720.07	48.37	110.95	-62.58	36.47	33.58	13.69	35.37	0.00	200	40	PEAK	<p>Site : 03CH21-HY Condition: PEAK(UNI) 3m DRH18-E_LE2C03A18EN_240711 HORIZONTAL : RBW:1000.000kHz VBW:3000.000kHz SWT:Auto</p> <table border="1"> <thead> <tr> <th>Peak</th> <th>Freq</th> <th>Level</th> <th>Limit</th> <th>Line Margin</th> <th>Read</th> <th>Ant</th> <th>Cable</th> <th>Preamp</th> <th>Aux</th> <th>APos</th> <th>TPos</th> <th>Remark</th> </tr> <tr> <th></th> <th>MHz</th> <th>dBuV/m</th> <th>dBuV/m</th> <th>dB</th> <th>dBuV</th> <th>dB/m</th> <th>dB</th> <th>dB</th> <th>dB</th> <th>cm</th> <th>deg</th> <th></th> </tr> </thead> <tbody> <tr> <td>1</td> <td>5785.00</td> <td>106.57</td> <td>-----</td> <td>-----</td> <td>94.50</td> <td>33.70</td> <td>13.77</td> <td>35.40</td> <td>0.00</td> <td>200</td> <td>40</td> <td>PEAK</td> </tr> </tbody> </table>	Peak	Freq	Level	Limit	Line Margin	Read	Ant	Cable	Preamp	Aux	APos	TPos	Remark		MHz	dBuV/m	dBuV/m	dB	dBuV	dB/m	dB	dB	dB	cm	deg		1	5785.00	106.57	-----	-----	94.50	33.70	13.77	35.40	0.00	200	40	PEAK
Peak	Freq	Level	Limit	Line Margin	Read	Ant	Cable	Preamp	Aux	APos	TPos	Remark																																																																																																											
	MHz	dBuV/m	dBuV/m	dB	dBuV	dB/m	dB	dB	dB	cm	deg																																																																																																												
1	5634.60	48.85	68.20	-19.35	37.47	33.11	13.59	35.32	0.00	200	40	PEAK																																																																																																											
2	5650.32	46.98	68.44	-21.46	35.50	33.20	13.61	35.33	0.00	200	40	PEAK																																																																																																											
3	5700.64	48.50	105.38	-56.88	36.69	33.50	13.67	35.36	0.00	200	40	PEAK																																																																																																											
4	5720.07	48.37	110.95	-62.58	36.47	33.58	13.69	35.37	0.00	200	40	PEAK																																																																																																											
Peak	Freq	Level	Limit	Line Margin	Read	Ant	Cable	Preamp	Aux	APos	TPos	Remark																																																																																																											
	MHz	dBuV/m	dBuV/m	dB	dBuV	dB/m	dB	dB	dB	cm	deg																																																																																																												
1	5785.00	106.57	-----	-----	94.50	33.70	13.77	35.40	0.00	200	40	PEAK																																																																																																											
Avg	Blank	<p>Site : 03CH21-HY Condition: AVG_54 3m DRH18-E_LE2C03A18EN_240711 HORIZONTAL : RBW:1000.000kHz VBW:0.750kHz SWT:Auto</p> <table border="1"> <thead> <tr> <th>Peak</th> <th>Freq</th> <th>Level</th> <th>Limit</th> <th>Line Margin</th> <th>Read</th> <th>Ant</th> <th>Cable</th> <th>Preamp</th> <th>Aux</th> <th>APos</th> <th>TPos</th> <th>Remark</th> </tr> <tr> <th></th> <th>MHz</th> <th>dBuV/m</th> <th>dBuV/m</th> <th>dB</th> <th>dBuV</th> <th>dB/m</th> <th>dB</th> <th>dB</th> <th>dB</th> <th>cm</th> <th>deg</th> <th></th> </tr> </thead> <tbody> <tr> <td>1</td> <td>5785.00</td> <td>100.19</td> <td>-----</td> <td>-----</td> <td>88.12</td> <td>33.70</td> <td>13.77</td> <td>35.40</td> <td>0.00</td> <td>200</td> <td>40</td> <td>AVERAGE</td> </tr> </tbody> </table>	Peak	Freq	Level	Limit	Line Margin	Read	Ant	Cable	Preamp	Aux	APos	TPos	Remark		MHz	dBuV/m	dBuV/m	dB	dBuV	dB/m	dB	dB	dB	cm	deg		1	5785.00	100.19	-----	-----	88.12	33.70	13.77	35.40	0.00	200	40	AVERAGE																																																																														
Peak	Freq	Level	Limit	Line Margin	Read	Ant	Cable	Preamp	Aux	APos	TPos	Remark																																																																																																											
	MHz	dBuV/m	dBuV/m	dB	dBuV	dB/m	dB	dB	dB	cm	deg																																																																																																												
1	5785.00	100.19	-----	-----	88.12	33.70	13.77	35.40	0.00	200	40	AVERAGE																																																																																																											



Mode	39																																																																																				
	Band Edge - R																																																																																				
	U-NII-3_5.725-5.85_802.11a_CH157_5785MHz																																																																																				
ANT	1+2																																																																																				
Pol.	Horizontal	Fundamental																																																																																			
Peak	<p>Site : 03CH21-HY Condition: PEAK_BE(B4)_16-24 3m DRH18-E_LE2C03A18EN_240711 HORIZONTAL : RBW:1000.000kHz VBW:3000.000kHz SWT:Auto</p> <table border="1"> <thead> <tr> <th></th> <th>Limit</th> <th>Read</th> <th>Ant</th> <th>Cable</th> <th>Preamp</th> <th>Aux</th> <th>APos</th> <th>TPos</th> <th>Remark</th> </tr> <tr> <th>Freq</th> <th>Level</th> <th>Line</th> <th>Margin</th> <th>Level</th> <th>Factor</th> <th>Loss</th> <th>Factor</th> <th>Factor</th> <th></th> </tr> <tr> <th></th> <th>MHz</th> <th>dBuV/m</th> <th>dBuV/m</th> <th>dB</th> <th>dBuV</th> <th>dB/m</th> <th>dB</th> <th>dB</th> <th>cm</th> <th>deg</th> </tr> </thead> <tbody> <tr> <td>1</td> <td>5854.96</td> <td>49.73</td> <td>110.89</td> <td>-61.16</td> <td>37.61</td> <td>33.70</td> <td>13.86</td> <td>35.44</td> <td>0.00</td> <td>200</td> <td>40</td> <td>PEAK</td> </tr> <tr> <td>2</td> <td>5873.77</td> <td>48.98</td> <td>105.54</td> <td>-56.56</td> <td>36.85</td> <td>33.70</td> <td>13.88</td> <td>35.45</td> <td>0.00</td> <td>200</td> <td>40</td> <td>PEAK</td> </tr> <tr> <td>3</td> <td>5922.12</td> <td>49.48</td> <td>70.33</td> <td>-20.85</td> <td>37.36</td> <td>33.66</td> <td>13.94</td> <td>35.48</td> <td>0.00</td> <td>200</td> <td>40</td> <td>PEAK</td> </tr> <tr> <td>4</td> <td>5926.24</td> <td>50.74</td> <td>68.20</td> <td>-17.46</td> <td>38.63</td> <td>33.65</td> <td>13.94</td> <td>35.48</td> <td>0.00</td> <td>200</td> <td>40</td> <td>PEAK</td> </tr> </tbody> </table>		Limit	Read	Ant	Cable	Preamp	Aux	APos	TPos	Remark	Freq	Level	Line	Margin	Level	Factor	Loss	Factor	Factor			MHz	dBuV/m	dBuV/m	dB	dBuV	dB/m	dB	dB	cm	deg	1	5854.96	49.73	110.89	-61.16	37.61	33.70	13.86	35.44	0.00	200	40	PEAK	2	5873.77	48.98	105.54	-56.56	36.85	33.70	13.88	35.45	0.00	200	40	PEAK	3	5922.12	49.48	70.33	-20.85	37.36	33.66	13.94	35.48	0.00	200	40	PEAK	4	5926.24	50.74	68.20	-17.46	38.63	33.65	13.94	35.48	0.00	200	40	PEAK	Blank
	Limit	Read	Ant	Cable	Preamp	Aux	APos	TPos	Remark																																																																												
Freq	Level	Line	Margin	Level	Factor	Loss	Factor	Factor																																																																													
	MHz	dBuV/m	dBuV/m	dB	dBuV	dB/m	dB	dB	cm	deg																																																																											
1	5854.96	49.73	110.89	-61.16	37.61	33.70	13.86	35.44	0.00	200	40	PEAK																																																																									
2	5873.77	48.98	105.54	-56.56	36.85	33.70	13.88	35.45	0.00	200	40	PEAK																																																																									
3	5922.12	49.48	70.33	-20.85	37.36	33.66	13.94	35.48	0.00	200	40	PEAK																																																																									
4	5926.24	50.74	68.20	-17.46	38.63	33.65	13.94	35.48	0.00	200	40	PEAK																																																																									



Mode	39																																																																																																																																
	Band Edge - L																																																																																																																																
	U-NII-3_5.725-5.85_802.11a_CH157_5785MHz																																																																																																																																
ANT	1+2																																																																																																																																
Pol.	Vertical	Fundamental																																																																																																																															
Peak	 <p>Site : 03CH21-HY Condition: PEAK_BE(B4)_16-24 3m DRH18-E_LE2C03A18EN_240711 VERTICAL : RBW:1000.000kHz VBW:3000.000kHz SWT:Auto</p> <table border="1" data-bbox="279 1041 790 1187"> <thead> <tr> <th></th> <th>Limit</th> <th>Read</th> <th>Ant</th> <th>Cable</th> <th>Preamp</th> <th>Aux</th> <th>APos</th> <th>TPos</th> <th>Remark</th> </tr> <tr> <th>Freq</th> <th>Level</th> <th>Line Margin</th> <th>Level</th> <th>Factor</th> <th>Loss Factor</th> <th>Factor</th> <th></th> <th></th> <th></th> </tr> <tr> <th></th> <th>MHz</th> <th>dBuV/m</th> <th>dBuV/m</th> <th>dB</th> <th>dBuV</th> <th>dB/m</th> <th>dB</th> <th>dB</th> <th>cm</th> <th>deg</th> </tr> </thead> <tbody> <tr> <td>1</td> <td>5632.38</td> <td>51.56</td> <td>68.20</td> <td>-16.64</td> <td>40.20</td> <td>33.09</td> <td>13.59</td> <td>35.32</td> <td>0.00</td> <td>174</td> <td>260</td> <td>PEAK</td> </tr> <tr> <td>2</td> <td>5650.32</td> <td>50.48</td> <td>68.44</td> <td>-17.96</td> <td>39.00</td> <td>33.20</td> <td>13.61</td> <td>35.33</td> <td>0.00</td> <td>174</td> <td>260</td> <td>PEAK</td> </tr> <tr> <td>3</td> <td>5705.27</td> <td>56.20</td> <td>106.68</td> <td>-50.48</td> <td>44.36</td> <td>33.52</td> <td>13.68</td> <td>35.36</td> <td>0.00</td> <td>174</td> <td>260</td> <td>PEAK</td> </tr> <tr> <td>4</td> <td>5720.25</td> <td>55.63</td> <td>111.37</td> <td>-55.74</td> <td>43.73</td> <td>33.58</td> <td>13.69</td> <td>35.37</td> <td>0.00</td> <td>174</td> <td>260</td> <td>PEAK</td> </tr> </tbody> </table>		Limit	Read	Ant	Cable	Preamp	Aux	APos	TPos	Remark	Freq	Level	Line Margin	Level	Factor	Loss Factor	Factor					MHz	dBuV/m	dBuV/m	dB	dBuV	dB/m	dB	dB	cm	deg	1	5632.38	51.56	68.20	-16.64	40.20	33.09	13.59	35.32	0.00	174	260	PEAK	2	5650.32	50.48	68.44	-17.96	39.00	33.20	13.61	35.33	0.00	174	260	PEAK	3	5705.27	56.20	106.68	-50.48	44.36	33.52	13.68	35.36	0.00	174	260	PEAK	4	5720.25	55.63	111.37	-55.74	43.73	33.58	13.69	35.37	0.00	174	260	PEAK	 <p>Site : 03CH21-HY Condition: PEAK(UNI) 3m DRH18-E_LE2C03A18EN_240711 VERTICAL : RBW:1000.000kHz VBW:3000.000kHz SWT:Auto</p> <table border="1" data-bbox="917 1041 1428 1187"> <thead> <tr> <th></th> <th>Limit</th> <th>Read</th> <th>Ant</th> <th>Cable</th> <th>Preamp</th> <th>Aux</th> <th>APos</th> <th>TPos</th> <th>Remark</th> </tr> <tr> <th>Freq</th> <th>Level</th> <th>Line Margin</th> <th>Level</th> <th>Factor</th> <th>Loss Factor</th> <th>Factor</th> <th></th> <th></th> <th></th> </tr> <tr> <th></th> <th>MHz</th> <th>dBuV/m</th> <th>dBuV/m</th> <th>dB</th> <th>dBuV</th> <th>dB/m</th> <th>dB</th> <th>dB</th> <th>cm</th> <th>deg</th> </tr> </thead> <tbody> <tr> <td>1</td> <td>5785.00</td> <td>118.89</td> <td>-----</td> <td>-----</td> <td>106.82</td> <td>33.70</td> <td>13.78</td> <td>35.41</td> <td>0.00</td> <td>174</td> <td>260</td> <td>PEAK</td> </tr> </tbody> </table>		Limit	Read	Ant	Cable	Preamp	Aux	APos	TPos	Remark	Freq	Level	Line Margin	Level	Factor	Loss Factor	Factor					MHz	dBuV/m	dBuV/m	dB	dBuV	dB/m	dB	dB	cm	deg	1	5785.00	118.89	-----	-----	106.82	33.70	13.78	35.41	0.00	174	260	PEAK
	Limit	Read	Ant	Cable	Preamp	Aux	APos	TPos	Remark																																																																																																																								
Freq	Level	Line Margin	Level	Factor	Loss Factor	Factor																																																																																																																											
	MHz	dBuV/m	dBuV/m	dB	dBuV	dB/m	dB	dB	cm	deg																																																																																																																							
1	5632.38	51.56	68.20	-16.64	40.20	33.09	13.59	35.32	0.00	174	260	PEAK																																																																																																																					
2	5650.32	50.48	68.44	-17.96	39.00	33.20	13.61	35.33	0.00	174	260	PEAK																																																																																																																					
3	5705.27	56.20	106.68	-50.48	44.36	33.52	13.68	35.36	0.00	174	260	PEAK																																																																																																																					
4	5720.25	55.63	111.37	-55.74	43.73	33.58	13.69	35.37	0.00	174	260	PEAK																																																																																																																					
	Limit	Read	Ant	Cable	Preamp	Aux	APos	TPos	Remark																																																																																																																								
Freq	Level	Line Margin	Level	Factor	Loss Factor	Factor																																																																																																																											
	MHz	dBuV/m	dBuV/m	dB	dBuV	dB/m	dB	dB	cm	deg																																																																																																																							
1	5785.00	118.89	-----	-----	106.82	33.70	13.78	35.41	0.00	174	260	PEAK																																																																																																																					
Avg	Blank																																																																																																																																
	 <p>Site : 03CH21-HY Condition: AVG_54 3m DRH18-E_LE2C03A18EN_240711 VERTICAL : RBW:1000.000kHz VBW:0.750kHz SWT:Auto</p> <table border="1" data-bbox="917 1713 1428 1859"> <thead> <tr> <th></th> <th>Limit</th> <th>Read</th> <th>Ant</th> <th>Cable</th> <th>Preamp</th> <th>Aux</th> <th>APos</th> <th>TPos</th> <th>Remark</th> </tr> <tr> <th>Freq</th> <th>Level</th> <th>Line Margin</th> <th>Level</th> <th>Factor</th> <th>Loss Factor</th> <th>Factor</th> <th></th> <th></th> <th></th> </tr> <tr> <th></th> <th>MHz</th> <th>dBuV/m</th> <th>dBuV/m</th> <th>dB</th> <th>dBuV</th> <th>dB/m</th> <th>dB</th> <th>dB</th> <th>cm</th> <th>deg</th> </tr> </thead> <tbody> <tr> <td>1</td> <td>5785.00</td> <td>113.00</td> <td>-----</td> <td>-----</td> <td>100.93</td> <td>33.70</td> <td>13.78</td> <td>35.41</td> <td>0.00</td> <td>174</td> <td>260</td> <td>AVERAGE</td> </tr> </tbody> </table>			Limit	Read	Ant	Cable	Preamp	Aux	APos	TPos	Remark	Freq	Level	Line Margin	Level	Factor	Loss Factor	Factor					MHz	dBuV/m	dBuV/m	dB	dBuV	dB/m	dB	dB	cm	deg	1	5785.00	113.00	-----	-----	100.93	33.70	13.78	35.41	0.00	174	260	AVERAGE																																																																																			
	Limit	Read	Ant	Cable	Preamp	Aux	APos	TPos	Remark																																																																																																																								
Freq	Level	Line Margin	Level	Factor	Loss Factor	Factor																																																																																																																											
	MHz	dBuV/m	dBuV/m	dB	dBuV	dB/m	dB	dB	cm	deg																																																																																																																							
1	5785.00	113.00	-----	-----	100.93	33.70	13.78	35.41	0.00	174	260	AVERAGE																																																																																																																					



Mode	39																																																																																					
	Band Edge - R																																																																																					
	U-NII-3_5.725-5.85_802.11a_CH157_5785MHz																																																																																					
ANT	1+2																																																																																					
Pol.	Vertical	Fundamental																																																																																				
Peak	<p>Site : 03CH21-HY Condition: PEAK_BE(B4)_16-24 3m DRH18-E_LE2C03A18EN_240711 VERTICAL : RBW:1000.000kHz VBW:3000.000kHz SMT:Auto</p> <table border="1"> <thead> <tr> <th>Peak</th> <th>Freq</th> <th>Level</th> <th>Limit</th> <th>Line</th> <th>Margin</th> <th>Read</th> <th>Ant</th> <th>Cable</th> <th>Preamp</th> <th>Aux</th> <th>APos</th> <th>TPos</th> <th>Remark</th> </tr> <tr> <th></th> <th>MHz</th> <th>dBuV/m</th> <th>dBuV/m</th> <th>dB</th> <th>dB</th> <th>dBuV</th> <th>dB/m</th> <th>dB</th> <th>dB</th> <th>dB</th> <th>dB</th> <th>cm</th> <th>deg</th> </tr> </thead> <tbody> <tr> <td>1</td> <td>5854.96</td> <td>62.23</td> <td>110.89</td> <td>-48.66</td> <td></td> <td>50.11</td> <td>33.70</td> <td>13.86</td> <td>35.44</td> <td>0.00</td> <td>174</td> <td>260</td> <td>PEAK</td> </tr> <tr> <td>2</td> <td>5870.80</td> <td>59.22</td> <td>106.37</td> <td>-47.15</td> <td></td> <td>47.10</td> <td>33.70</td> <td>13.87</td> <td>35.45</td> <td>0.00</td> <td>174</td> <td>260</td> <td>PEAK</td> </tr> <tr> <td>3</td> <td>5924.76</td> <td>49.66</td> <td>68.38</td> <td>-18.72</td> <td></td> <td>37.55</td> <td>33.65</td> <td>13.94</td> <td>35.48</td> <td>0.00</td> <td>174</td> <td>260</td> <td>PEAK</td> </tr> <tr> <td>4</td> <td>5927.40</td> <td>51.45</td> <td>68.20</td> <td>-16.75</td> <td></td> <td>39.34</td> <td>33.65</td> <td>13.94</td> <td>35.48</td> <td>0.00</td> <td>174</td> <td>260</td> <td>PEAK</td> </tr> </tbody> </table>	Peak	Freq	Level	Limit	Line	Margin	Read	Ant	Cable	Preamp	Aux	APos	TPos	Remark		MHz	dBuV/m	dBuV/m	dB	dB	dBuV	dB/m	dB	dB	dB	dB	cm	deg	1	5854.96	62.23	110.89	-48.66		50.11	33.70	13.86	35.44	0.00	174	260	PEAK	2	5870.80	59.22	106.37	-47.15		47.10	33.70	13.87	35.45	0.00	174	260	PEAK	3	5924.76	49.66	68.38	-18.72		37.55	33.65	13.94	35.48	0.00	174	260	PEAK	4	5927.40	51.45	68.20	-16.75		39.34	33.65	13.94	35.48	0.00	174	260	PEAK	Blank
Peak	Freq	Level	Limit	Line	Margin	Read	Ant	Cable	Preamp	Aux	APos	TPos	Remark																																																																									
	MHz	dBuV/m	dBuV/m	dB	dB	dBuV	dB/m	dB	dB	dB	dB	cm	deg																																																																									
1	5854.96	62.23	110.89	-48.66		50.11	33.70	13.86	35.44	0.00	174	260	PEAK																																																																									
2	5870.80	59.22	106.37	-47.15		47.10	33.70	13.87	35.45	0.00	174	260	PEAK																																																																									
3	5924.76	49.66	68.38	-18.72		37.55	33.65	13.94	35.48	0.00	174	260	PEAK																																																																									
4	5927.40	51.45	68.20	-16.75		39.34	33.65	13.94	35.48	0.00	174	260	PEAK																																																																									



Mode	39																																																																																																																																							
	Harmonic																																																																																																																																							
	U-NII-3_5.725-5.85_802.11a_CH157_5785MHz																																																																																																																																							
ANT	1+2																																																																																																																																							
Pol.	Horizontal	Vertical																																																																																																																																						
Peak Avg	<p>Site : 03CH21-HY Condition: PEAK(UNII) 3m DRH18-E_LE2C03A18EN_240711 HORIZONTAL</p> <table border="1"> <thead> <tr> <th>Limit</th> <th>Read</th> <th>Ant</th> <th>Cable</th> <th>Preamp</th> <th>Aux</th> <th>APos</th> <th>TPos</th> <th>Remark</th> </tr> <tr> <th>Freq</th> <th>Level</th> <th>Line Margin</th> <th>Level</th> <th>Factor</th> <th>Loss Factor</th> <th>Factor</th> <th></th> <th></th> </tr> <tr> <th>MHz</th> <th>dBuV/m</th> <th>dBuV/m</th> <th>dB</th> <th>dBuV</th> <th>dB/m</th> <th>dB</th> <th>dB</th> <th>cm</th> <th>deg</th> </tr> </thead> <tbody> <tr> <td>1</td> <td>11570.00</td> <td>56.16</td> <td>74.00</td> <td>-17.84</td> <td>38.40</td> <td>38.50</td> <td>19.57</td> <td>41.06</td> <td>0.75</td> <td>201</td> <td>158</td> <td>Peak</td> </tr> <tr> <td>2</td> <td>11570.00</td> <td>48.23</td> <td>54.00</td> <td>-5.77</td> <td>30.47</td> <td>38.50</td> <td>19.57</td> <td>41.06</td> <td>0.75</td> <td>201</td> <td>158</td> <td>Average</td> </tr> <tr> <td>3</td> <td>17355.00</td> <td>67.22</td> <td>68.20</td> <td>-0.98</td> <td>49.64</td> <td>39.91</td> <td>24.10</td> <td>47.03</td> <td>0.60</td> <td>203</td> <td>258</td> <td>Peak</td> </tr> </tbody> </table>	Limit	Read	Ant	Cable	Preamp	Aux	APos	TPos	Remark	Freq	Level	Line Margin	Level	Factor	Loss Factor	Factor			MHz	dBuV/m	dBuV/m	dB	dBuV	dB/m	dB	dB	cm	deg	1	11570.00	56.16	74.00	-17.84	38.40	38.50	19.57	41.06	0.75	201	158	Peak	2	11570.00	48.23	54.00	-5.77	30.47	38.50	19.57	41.06	0.75	201	158	Average	3	17355.00	67.22	68.20	-0.98	49.64	39.91	24.10	47.03	0.60	203	258	Peak	<p>Site : 03CH21-HY Condition: PEAK(UNII) 3m DRH18-E_LE2C03A18EN_240711 VERTICAL</p> <table border="1"> <thead> <tr> <th>Limit</th> <th>Read</th> <th>Ant</th> <th>Cable</th> <th>Preamp</th> <th>Aux</th> <th>APos</th> <th>TPos</th> <th>Remark</th> </tr> <tr> <th>Freq</th> <th>Level</th> <th>Line Margin</th> <th>Level</th> <th>Factor</th> <th>Loss Factor</th> <th>Factor</th> <th></th> <th></th> </tr> <tr> <th>MHz</th> <th>dBuV/m</th> <th>dBuV/m</th> <th>dB</th> <th>dBuV</th> <th>dB/m</th> <th>dB</th> <th>dB</th> <th>cm</th> <th>deg</th> </tr> </thead> <tbody> <tr> <td>1</td> <td>11570.00</td> <td>54.77</td> <td>74.00</td> <td>-19.23</td> <td>37.01</td> <td>38.50</td> <td>19.57</td> <td>41.06</td> <td>0.75</td> <td>201</td> <td>116</td> <td>Peak</td> </tr> <tr> <td>2</td> <td>11570.00</td> <td>46.51</td> <td>54.00</td> <td>-7.49</td> <td>28.75</td> <td>38.50</td> <td>19.57</td> <td>41.06</td> <td>0.75</td> <td>201</td> <td>116</td> <td>Average</td> </tr> <tr> <td>3</td> <td>17355.00</td> <td>64.12</td> <td>68.20</td> <td>-4.08</td> <td>46.54</td> <td>39.91</td> <td>24.10</td> <td>47.03</td> <td>0.60</td> <td>100</td> <td>303</td> <td>Peak</td> </tr> </tbody> </table>	Limit	Read	Ant	Cable	Preamp	Aux	APos	TPos	Remark	Freq	Level	Line Margin	Level	Factor	Loss Factor	Factor			MHz	dBuV/m	dBuV/m	dB	dBuV	dB/m	dB	dB	cm	deg	1	11570.00	54.77	74.00	-19.23	37.01	38.50	19.57	41.06	0.75	201	116	Peak	2	11570.00	46.51	54.00	-7.49	28.75	38.50	19.57	41.06	0.75	201	116	Average	3	17355.00	64.12	68.20	-4.08	46.54	39.91	24.10	47.03	0.60	100	303	Peak
Limit	Read	Ant	Cable	Preamp	Aux	APos	TPos	Remark																																																																																																																																
Freq	Level	Line Margin	Level	Factor	Loss Factor	Factor																																																																																																																																		
MHz	dBuV/m	dBuV/m	dB	dBuV	dB/m	dB	dB	cm	deg																																																																																																																															
1	11570.00	56.16	74.00	-17.84	38.40	38.50	19.57	41.06	0.75	201	158	Peak																																																																																																																												
2	11570.00	48.23	54.00	-5.77	30.47	38.50	19.57	41.06	0.75	201	158	Average																																																																																																																												
3	17355.00	67.22	68.20	-0.98	49.64	39.91	24.10	47.03	0.60	203	258	Peak																																																																																																																												
Limit	Read	Ant	Cable	Preamp	Aux	APos	TPos	Remark																																																																																																																																
Freq	Level	Line Margin	Level	Factor	Loss Factor	Factor																																																																																																																																		
MHz	dBuV/m	dBuV/m	dB	dBuV	dB/m	dB	dB	cm	deg																																																																																																																															
1	11570.00	54.77	74.00	-19.23	37.01	38.50	19.57	41.06	0.75	201	116	Peak																																																																																																																												
2	11570.00	46.51	54.00	-7.49	28.75	38.50	19.57	41.06	0.75	201	116	Average																																																																																																																												
3	17355.00	64.12	68.20	-4.08	46.54	39.91	24.10	47.03	0.60	100	303	Peak																																																																																																																												



Mode	39	
	Harmonic	
	U-NII-3_5.725-5.85_802.11a_CH157_5785MHz	
ANT	1+2	
Pol.	Horizontal	Vertical
10.6G ~18G Avg	<p>Site : 03CH21-HY Condition: AVG_54 3m DRH18-E_LE2C03A18EN_240711 HORIZONTAL</p>	<p>Site : 03CH21-HY Condition: AVG_54 3m DRH18-E_LE2C03A18EN_240711 VERTICAL</p>



Mode	40																																																																																																																						
	Band Edge																																																																																																																						
	U-NII-3_5.725-5.85_802.11a_CH165_5825MHz																																																																																																																						
ANT	1+2																																																																																																																						
Pol.	Horizontal	Fundamental																																																																																																																					
Peak	<p>Site : 03CH21-HY Condition: PEAK_BE(B4)_16-24 3m DRH18-E_LE2C03A18EN_240711 HORIZONTAL : RBW:1000.000kHz VBW:3000.000kHz SWT:Auto</p> <table border="1"> <thead> <tr> <th>Peak</th> <th>Freq</th> <th>Level</th> <th>Limit</th> <th>Line Margin</th> <th>Read Level</th> <th>Ant Factor</th> <th>Cable Loss</th> <th>Preamp Factor</th> <th>Aux Factor</th> <th>APos</th> <th>TPos</th> <th>Remark</th> </tr> <tr> <th></th> <th>MHz</th> <th>dBuV/m</th> <th>dBuV/m</th> <th>dB</th> <th>dBuV</th> <th>dB/m</th> <th>dB</th> <th>dB</th> <th>dB</th> <th>cm</th> <th>deg</th> <th></th> </tr> </thead> <tbody> <tr> <td>1</td> <td>5854.75</td> <td>52.84</td> <td>111.37</td> <td>-58.53</td> <td>40.72</td> <td>33.70</td> <td>13.86</td> <td>35.44</td> <td>0.00</td> <td>400</td> <td>69</td> <td>PEAK</td> </tr> <tr> <td>2</td> <td>5857.88</td> <td>54.74</td> <td>109.99</td> <td>-55.25</td> <td>42.62</td> <td>33.70</td> <td>13.86</td> <td>35.44</td> <td>0.00</td> <td>400</td> <td>69</td> <td>PEAK</td> </tr> <tr> <td>3</td> <td>5924.75</td> <td>47.82</td> <td>68.38</td> <td>-20.56</td> <td>35.71</td> <td>33.65</td> <td>13.94</td> <td>35.48</td> <td>0.00</td> <td>400</td> <td>69</td> <td>PEAK</td> </tr> <tr> <td>4</td> <td>5945.50</td> <td>49.92</td> <td>68.20</td> <td>-18.28</td> <td>37.84</td> <td>33.61</td> <td>13.96</td> <td>35.49</td> <td>0.00</td> <td>400</td> <td>69</td> <td>PEAK</td> </tr> </tbody> </table>	Peak	Freq	Level	Limit	Line Margin	Read Level	Ant Factor	Cable Loss	Preamp Factor	Aux Factor	APos	TPos	Remark		MHz	dBuV/m	dBuV/m	dB	dBuV	dB/m	dB	dB	dB	cm	deg		1	5854.75	52.84	111.37	-58.53	40.72	33.70	13.86	35.44	0.00	400	69	PEAK	2	5857.88	54.74	109.99	-55.25	42.62	33.70	13.86	35.44	0.00	400	69	PEAK	3	5924.75	47.82	68.38	-20.56	35.71	33.65	13.94	35.48	0.00	400	69	PEAK	4	5945.50	49.92	68.20	-18.28	37.84	33.61	13.96	35.49	0.00	400	69	PEAK	<p>Site : 03CH21-HY Condition: PEAK(UNI) 3m DRH18-E_LE2C03A18EN_240711 HORIZONTAL : RBW:1000.000kHz VBW:3000.000kHz SWT:Auto</p> <table border="1"> <thead> <tr> <th>Peak</th> <th>Freq</th> <th>Level</th> <th>Limit</th> <th>Line Margin</th> <th>Read Level</th> <th>Ant Factor</th> <th>Cable Loss</th> <th>Preamp Factor</th> <th>Aux Factor</th> <th>APos</th> <th>TPos</th> <th>Remark</th> </tr> <tr> <th></th> <th>MHz</th> <th>dBuV/m</th> <th>dBuV/m</th> <th>dB</th> <th>dBuV</th> <th>dB/m</th> <th>dB</th> <th>dB</th> <th>dB</th> <th>cm</th> <th>deg</th> <th></th> </tr> </thead> <tbody> <tr> <td>1</td> <td>5825.00</td> <td>94.39</td> <td>-----</td> <td>-----</td> <td>82.29</td> <td>33.70</td> <td>13.82</td> <td>35.42</td> <td>0.00</td> <td>400</td> <td>69</td> <td>PEAK</td> </tr> </tbody> </table>	Peak	Freq	Level	Limit	Line Margin	Read Level	Ant Factor	Cable Loss	Preamp Factor	Aux Factor	APos	TPos	Remark		MHz	dBuV/m	dBuV/m	dB	dBuV	dB/m	dB	dB	dB	cm	deg		1	5825.00	94.39	-----	-----	82.29	33.70	13.82	35.42	0.00	400	69	PEAK
Peak	Freq	Level	Limit	Line Margin	Read Level	Ant Factor	Cable Loss	Preamp Factor	Aux Factor	APos	TPos	Remark																																																																																																											
	MHz	dBuV/m	dBuV/m	dB	dBuV	dB/m	dB	dB	dB	cm	deg																																																																																																												
1	5854.75	52.84	111.37	-58.53	40.72	33.70	13.86	35.44	0.00	400	69	PEAK																																																																																																											
2	5857.88	54.74	109.99	-55.25	42.62	33.70	13.86	35.44	0.00	400	69	PEAK																																																																																																											
3	5924.75	47.82	68.38	-20.56	35.71	33.65	13.94	35.48	0.00	400	69	PEAK																																																																																																											
4	5945.50	49.92	68.20	-18.28	37.84	33.61	13.96	35.49	0.00	400	69	PEAK																																																																																																											
Peak	Freq	Level	Limit	Line Margin	Read Level	Ant Factor	Cable Loss	Preamp Factor	Aux Factor	APos	TPos	Remark																																																																																																											
	MHz	dBuV/m	dBuV/m	dB	dBuV	dB/m	dB	dB	dB	cm	deg																																																																																																												
1	5825.00	94.39	-----	-----	82.29	33.70	13.82	35.42	0.00	400	69	PEAK																																																																																																											
Avg	Blank	<p>Site : 03CH21-HY Condition: AVG_54 3m DRH18-E_LE2C03A18EN_240711 HORIZONTAL : RBW:1000.000kHz VBW:0.750kHz SWT:Auto</p> <table border="1"> <thead> <tr> <th>Peak</th> <th>Freq</th> <th>Level</th> <th>Limit</th> <th>Line Margin</th> <th>Read Level</th> <th>Ant Factor</th> <th>Cable Loss</th> <th>Preamp Factor</th> <th>Aux Factor</th> <th>APos</th> <th>TPos</th> <th>Remark</th> </tr> <tr> <th></th> <th>MHz</th> <th>dBuV/m</th> <th>dBuV/m</th> <th>dB</th> <th>dBuV</th> <th>dB/m</th> <th>dB</th> <th>dB</th> <th>dB</th> <th>cm</th> <th>deg</th> <th></th> </tr> </thead> <tbody> <tr> <td>1</td> <td>5825.00</td> <td>87.20</td> <td>-----</td> <td>-----</td> <td>75.10</td> <td>33.70</td> <td>13.82</td> <td>35.42</td> <td>0.00</td> <td>400</td> <td>69</td> <td>AVERAGE</td> </tr> </tbody> </table>	Peak	Freq	Level	Limit	Line Margin	Read Level	Ant Factor	Cable Loss	Preamp Factor	Aux Factor	APos	TPos	Remark		MHz	dBuV/m	dBuV/m	dB	dBuV	dB/m	dB	dB	dB	cm	deg		1	5825.00	87.20	-----	-----	75.10	33.70	13.82	35.42	0.00	400	69	AVERAGE																																																																														
Peak	Freq	Level	Limit	Line Margin	Read Level	Ant Factor	Cable Loss	Preamp Factor	Aux Factor	APos	TPos	Remark																																																																																																											
	MHz	dBuV/m	dBuV/m	dB	dBuV	dB/m	dB	dB	dB	cm	deg																																																																																																												
1	5825.00	87.20	-----	-----	75.10	33.70	13.82	35.42	0.00	400	69	AVERAGE																																																																																																											



Mode	40																																																																																																																						
	Band Edge																																																																																																																						
	U-NII-3_5.725-5.85_802.11a_CH165_5825MHz																																																																																																																						
ANT	1+2																																																																																																																						
Pol.	Vertical	Fundamental																																																																																																																					
Peak	<p>Site : 03CH21-HY Condition: PEAK_BE(B4)_16-24 3m DRH18-E_LE2C03A18EN_240711 VERTICAL : RBW:1000.000kHz VBW:3000.000kHz SWT:Auto</p> <table border="1"> <thead> <tr> <th>Peak</th> <th>Freq</th> <th>Level</th> <th>Limit</th> <th>Line Margin</th> <th>Read</th> <th>Ant</th> <th>Cable</th> <th>Preamp</th> <th>Aux</th> <th>APos</th> <th>TPos</th> <th>Remark</th> </tr> <tr> <th></th> <th>MHz</th> <th>dBuV/m</th> <th>dBuV/m</th> <th>dB</th> <th>dBuV</th> <th>dB/m</th> <th>dB</th> <th>dB</th> <th>dB</th> <th>cm</th> <th>deg</th> <th></th> </tr> </thead> <tbody> <tr> <td>1</td> <td>5854.63</td> <td>77.24</td> <td>111.65</td> <td>-34.41</td> <td>65.12</td> <td>33.70</td> <td>13.86</td> <td>35.44</td> <td>0.00</td> <td>182</td> <td>226</td> <td>PEAK</td> </tr> <tr> <td>2</td> <td>5857.50</td> <td>78.40</td> <td>110.10</td> <td>-31.70</td> <td>66.28</td> <td>33.70</td> <td>13.86</td> <td>35.44</td> <td>0.00</td> <td>182</td> <td>226</td> <td>PEAK</td> </tr> <tr> <td>3</td> <td>5924.63</td> <td>51.46</td> <td>68.48</td> <td>-17.02</td> <td>39.35</td> <td>33.65</td> <td>13.94</td> <td>35.48</td> <td>0.00</td> <td>182</td> <td>226</td> <td>PEAK</td> </tr> <tr> <td>4</td> <td>5942.00</td> <td>53.26</td> <td>68.20</td> <td>-14.94</td> <td>41.17</td> <td>33.62</td> <td>13.96</td> <td>35.49</td> <td>0.00</td> <td>182</td> <td>226</td> <td>PEAK</td> </tr> </tbody> </table>	Peak	Freq	Level	Limit	Line Margin	Read	Ant	Cable	Preamp	Aux	APos	TPos	Remark		MHz	dBuV/m	dBuV/m	dB	dBuV	dB/m	dB	dB	dB	cm	deg		1	5854.63	77.24	111.65	-34.41	65.12	33.70	13.86	35.44	0.00	182	226	PEAK	2	5857.50	78.40	110.10	-31.70	66.28	33.70	13.86	35.44	0.00	182	226	PEAK	3	5924.63	51.46	68.48	-17.02	39.35	33.65	13.94	35.48	0.00	182	226	PEAK	4	5942.00	53.26	68.20	-14.94	41.17	33.62	13.96	35.49	0.00	182	226	PEAK	<p>Site : 03CH21-HY Condition: PEAK(UNI) 3m DRH18-E_LE2C03A18EN_240711 VERTICAL : RBW:1000.000kHz VBW:3000.000kHz SWT:Auto</p> <table border="1"> <thead> <tr> <th>Peak</th> <th>Freq</th> <th>Level</th> <th>Limit</th> <th>Line Margin</th> <th>Read</th> <th>Ant</th> <th>Cable</th> <th>Preamp</th> <th>Aux</th> <th>APos</th> <th>TPos</th> <th>Remark</th> </tr> <tr> <th></th> <th>MHz</th> <th>dBuV/m</th> <th>dBuV/m</th> <th>dB</th> <th>dBuV</th> <th>dB/m</th> <th>dB</th> <th>dB</th> <th>dB</th> <th>cm</th> <th>deg</th> <th></th> </tr> </thead> <tbody> <tr> <td>1</td> <td>5825.00</td> <td>117.96</td> <td>-----</td> <td>-----</td> <td>105.86</td> <td>33.70</td> <td>13.82</td> <td>35.42</td> <td>0.00</td> <td>182</td> <td>226</td> <td>PEAK</td> </tr> </tbody> </table>	Peak	Freq	Level	Limit	Line Margin	Read	Ant	Cable	Preamp	Aux	APos	TPos	Remark		MHz	dBuV/m	dBuV/m	dB	dBuV	dB/m	dB	dB	dB	cm	deg		1	5825.00	117.96	-----	-----	105.86	33.70	13.82	35.42	0.00	182	226	PEAK
Peak	Freq	Level	Limit	Line Margin	Read	Ant	Cable	Preamp	Aux	APos	TPos	Remark																																																																																																											
	MHz	dBuV/m	dBuV/m	dB	dBuV	dB/m	dB	dB	dB	cm	deg																																																																																																												
1	5854.63	77.24	111.65	-34.41	65.12	33.70	13.86	35.44	0.00	182	226	PEAK																																																																																																											
2	5857.50	78.40	110.10	-31.70	66.28	33.70	13.86	35.44	0.00	182	226	PEAK																																																																																																											
3	5924.63	51.46	68.48	-17.02	39.35	33.65	13.94	35.48	0.00	182	226	PEAK																																																																																																											
4	5942.00	53.26	68.20	-14.94	41.17	33.62	13.96	35.49	0.00	182	226	PEAK																																																																																																											
Peak	Freq	Level	Limit	Line Margin	Read	Ant	Cable	Preamp	Aux	APos	TPos	Remark																																																																																																											
	MHz	dBuV/m	dBuV/m	dB	dBuV	dB/m	dB	dB	dB	cm	deg																																																																																																												
1	5825.00	117.96	-----	-----	105.86	33.70	13.82	35.42	0.00	182	226	PEAK																																																																																																											
Avg	Blank	<p>Site : 03CH21-HY Condition: AVG_54 3m DRH18-E_LE2C03A18EN_240711 VERTICAL : RBW:1000.000kHz VBW:0.750kHz SWT:Auto</p> <table border="1"> <thead> <tr> <th>Peak</th> <th>Freq</th> <th>Level</th> <th>Limit</th> <th>Line Margin</th> <th>Read</th> <th>Ant</th> <th>Cable</th> <th>Preamp</th> <th>Aux</th> <th>APos</th> <th>TPos</th> <th>Remark</th> </tr> <tr> <th></th> <th>MHz</th> <th>dBuV/m</th> <th>dBuV/m</th> <th>dB</th> <th>dBuV</th> <th>dB/m</th> <th>dB</th> <th>dB</th> <th>dB</th> <th>cm</th> <th>deg</th> <th></th> </tr> </thead> <tbody> <tr> <td>1</td> <td>5825.00</td> <td>111.84</td> <td>-----</td> <td>-----</td> <td>99.74</td> <td>33.70</td> <td>13.83</td> <td>35.43</td> <td>0.00</td> <td>182</td> <td>226</td> <td>AVERAGE</td> </tr> </tbody> </table>	Peak	Freq	Level	Limit	Line Margin	Read	Ant	Cable	Preamp	Aux	APos	TPos	Remark		MHz	dBuV/m	dBuV/m	dB	dBuV	dB/m	dB	dB	dB	cm	deg		1	5825.00	111.84	-----	-----	99.74	33.70	13.83	35.43	0.00	182	226	AVERAGE																																																																														
Peak	Freq	Level	Limit	Line Margin	Read	Ant	Cable	Preamp	Aux	APos	TPos	Remark																																																																																																											
	MHz	dBuV/m	dBuV/m	dB	dBuV	dB/m	dB	dB	dB	cm	deg																																																																																																												
1	5825.00	111.84	-----	-----	99.74	33.70	13.83	35.43	0.00	182	226	AVERAGE																																																																																																											



Mode	40																																																																																																																																							
	Harmonic																																																																																																																																							
	U-NII-3_5.725-5.85_802.11a_CH165_5825MHz																																																																																																																																							
ANT	1+2																																																																																																																																							
Pol.	Horizontal	Vertical																																																																																																																																						
Peak Avg	<p>Site : 03CH21-HY Condition: PEAK(UNII) 3m DRH18-E_LE2C03A18EN_240711 HORIZONTAL</p> <table border="1"> <thead> <tr> <th>Limit</th> <th>Read</th> <th>Ant</th> <th>Cable</th> <th>Preamp</th> <th>Aux</th> <th>APos</th> <th>TPos</th> <th>Remark</th> </tr> <tr> <th>Freq</th> <th>Level</th> <th>Line Margin</th> <th>Level</th> <th>Factor</th> <th>Loss Factor</th> <th>Factor</th> <th></th> <th></th> </tr> <tr> <th>MHz</th> <th>dBuV/m</th> <th>dBuV/m</th> <th>dB</th> <th>dBuV</th> <th>dB/m</th> <th>dB</th> <th>dB</th> <th>cm</th> <th>deg</th> </tr> </thead> <tbody> <tr> <td>1</td> <td>11650.00</td> <td>54.67</td> <td>74.00</td> <td>-19.33</td> <td>36.91</td> <td>38.50</td> <td>19.64</td> <td>41.13</td> <td>0.75</td> <td>201</td> <td>157</td> <td>Peak</td> </tr> <tr> <td>2</td> <td>11650.00</td> <td>45.66</td> <td>54.00</td> <td>-8.34</td> <td>27.90</td> <td>38.50</td> <td>19.64</td> <td>41.13</td> <td>0.75</td> <td>201</td> <td>157</td> <td>Average</td> </tr> <tr> <td>3</td> <td>17475.00</td> <td>65.88</td> <td>68.20</td> <td>-2.32</td> <td>48.12</td> <td>40.05</td> <td>24.20</td> <td>47.10</td> <td>0.61</td> <td>201</td> <td>260</td> <td>Peak</td> </tr> </tbody> </table>	Limit	Read	Ant	Cable	Preamp	Aux	APos	TPos	Remark	Freq	Level	Line Margin	Level	Factor	Loss Factor	Factor			MHz	dBuV/m	dBuV/m	dB	dBuV	dB/m	dB	dB	cm	deg	1	11650.00	54.67	74.00	-19.33	36.91	38.50	19.64	41.13	0.75	201	157	Peak	2	11650.00	45.66	54.00	-8.34	27.90	38.50	19.64	41.13	0.75	201	157	Average	3	17475.00	65.88	68.20	-2.32	48.12	40.05	24.20	47.10	0.61	201	260	Peak	<p>Site : 03CH21-HY Condition: PEAK(UNII) 3m DRH18-E_LE2C03A18EN_240711 VERTICAL</p> <table border="1"> <thead> <tr> <th>Limit</th> <th>Read</th> <th>Ant</th> <th>Cable</th> <th>Preamp</th> <th>Aux</th> <th>APos</th> <th>TPos</th> <th>Remark</th> </tr> <tr> <th>Freq</th> <th>Level</th> <th>Line Margin</th> <th>Level</th> <th>Factor</th> <th>Loss Factor</th> <th>Factor</th> <th></th> <th></th> </tr> <tr> <th>MHz</th> <th>dBuV/m</th> <th>dBuV/m</th> <th>dB</th> <th>dBuV</th> <th>dB/m</th> <th>dB</th> <th>dB</th> <th>cm</th> <th>deg</th> </tr> </thead> <tbody> <tr> <td>1</td> <td>11650.00</td> <td>55.90</td> <td>74.00</td> <td>-18.10</td> <td>38.14</td> <td>38.50</td> <td>19.64</td> <td>41.13</td> <td>0.75</td> <td>100</td> <td>293</td> <td>Peak</td> </tr> <tr> <td>2</td> <td>11650.00</td> <td>46.39</td> <td>54.00</td> <td>-7.61</td> <td>28.63</td> <td>38.50</td> <td>19.64</td> <td>41.13</td> <td>0.75</td> <td>100</td> <td>293</td> <td>Average</td> </tr> <tr> <td>3</td> <td>17475.00</td> <td>63.82</td> <td>68.20</td> <td>-4.38</td> <td>46.06</td> <td>40.05</td> <td>24.20</td> <td>47.10</td> <td>0.61</td> <td>238</td> <td>279</td> <td>Peak</td> </tr> </tbody> </table>	Limit	Read	Ant	Cable	Preamp	Aux	APos	TPos	Remark	Freq	Level	Line Margin	Level	Factor	Loss Factor	Factor			MHz	dBuV/m	dBuV/m	dB	dBuV	dB/m	dB	dB	cm	deg	1	11650.00	55.90	74.00	-18.10	38.14	38.50	19.64	41.13	0.75	100	293	Peak	2	11650.00	46.39	54.00	-7.61	28.63	38.50	19.64	41.13	0.75	100	293	Average	3	17475.00	63.82	68.20	-4.38	46.06	40.05	24.20	47.10	0.61	238	279	Peak
	Limit	Read	Ant	Cable	Preamp	Aux	APos	TPos	Remark																																																																																																																															
Freq	Level	Line Margin	Level	Factor	Loss Factor	Factor																																																																																																																																		
MHz	dBuV/m	dBuV/m	dB	dBuV	dB/m	dB	dB	cm	deg																																																																																																																															
1	11650.00	54.67	74.00	-19.33	36.91	38.50	19.64	41.13	0.75	201	157	Peak																																																																																																																												
2	11650.00	45.66	54.00	-8.34	27.90	38.50	19.64	41.13	0.75	201	157	Average																																																																																																																												
3	17475.00	65.88	68.20	-2.32	48.12	40.05	24.20	47.10	0.61	201	260	Peak																																																																																																																												
Limit	Read	Ant	Cable	Preamp	Aux	APos	TPos	Remark																																																																																																																																
Freq	Level	Line Margin	Level	Factor	Loss Factor	Factor																																																																																																																																		
MHz	dBuV/m	dBuV/m	dB	dBuV	dB/m	dB	dB	cm	deg																																																																																																																															
1	11650.00	55.90	74.00	-18.10	38.14	38.50	19.64	41.13	0.75	100	293	Peak																																																																																																																												
2	11650.00	46.39	54.00	-7.61	28.63	38.50	19.64	41.13	0.75	100	293	Average																																																																																																																												
3	17475.00	63.82	68.20	-4.38	46.06	40.05	24.20	47.10	0.61	238	279	Peak																																																																																																																												



Mode	40	
	Harmonic	
	U-NII-3_5.725-5.85_802.11a_CH165_5825MHz	
ANT	1+2	
Pol.	Horizontal	Vertical
10.6G ~18G Avg	<p>Site : 03CH21-HY Condition: AVG_54 3m DRH18-E_LE2C03A18EN_240711 HORIZONTAL</p>	<p>Site : 03CH21-HY Condition: AVG_54 3m DRH18-E_LE2C03A18EN_240711 VERTICAL</p>

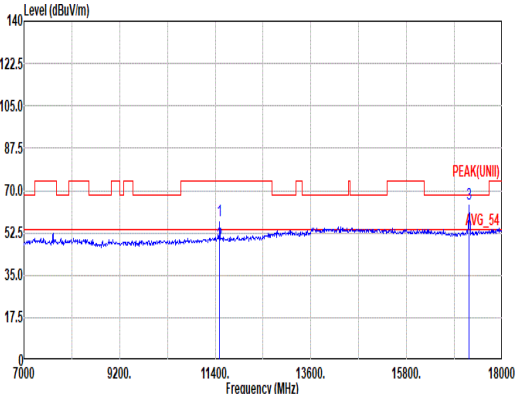
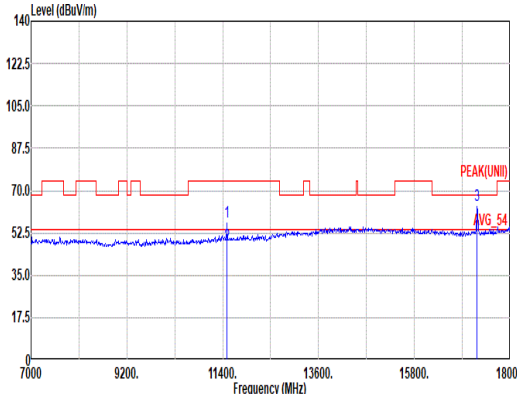


Mode	41																																																																																																																						
	Band Edge																																																																																																																						
	U-NII-3_5.725-5.85_802.11ax HE20_CH149_5745MHz																																																																																																																						
ANT	1+2																																																																																																																						
Pol.	Horizontal	Fundamental																																																																																																																					
Peak	<p>Site : 03CH21-HY Condition: PEAK_BE(B4)_16-24 3m DRH18-E_LE2C03A18EN_240711 HORIZONTAL : RBW:1000.000kHz VBW:3000.000kHz SWT:Auto</p> <table border="1"> <thead> <tr> <th>Peak</th> <th>Freq</th> <th>Level</th> <th>Limit</th> <th>Line Margin</th> <th>Read</th> <th>Ant</th> <th>Cable</th> <th>Preamp</th> <th>Aux</th> <th>APos</th> <th>TPos</th> <th>Remark</th> </tr> <tr> <th></th> <th>MHz</th> <th>dBuV/m</th> <th>dBuV/m</th> <th>dB</th> <th>dBuV</th> <th>dB/m</th> <th>dB</th> <th>dB</th> <th>dB</th> <th>cm</th> <th>deg</th> <th></th> </tr> </thead> <tbody> <tr> <td>1</td> <td>5639.01</td> <td>49.00</td> <td>68.20</td> <td>-19.20</td> <td>37.60</td> <td>33.13</td> <td>13.60</td> <td>35.33</td> <td>0.00</td> <td>263</td> <td>38</td> <td>PEAK</td> </tr> <tr> <td>2</td> <td>5650.61</td> <td>47.34</td> <td>68.65</td> <td>-21.31</td> <td>35.06</td> <td>33.20</td> <td>13.61</td> <td>35.33</td> <td>0.00</td> <td>263</td> <td>38</td> <td>PEAK</td> </tr> <tr> <td>3</td> <td>5719.48</td> <td>68.75</td> <td>110.65</td> <td>-41.90</td> <td>56.85</td> <td>33.58</td> <td>13.69</td> <td>35.37</td> <td>0.00</td> <td>263</td> <td>38</td> <td>PEAK</td> </tr> <tr> <td>4</td> <td>5723.98</td> <td>75.37</td> <td>119.86</td> <td>-44.49</td> <td>63.44</td> <td>33.60</td> <td>13.70</td> <td>35.37</td> <td>0.00</td> <td>263</td> <td>38</td> <td>PEAK</td> </tr> </tbody> </table>	Peak	Freq	Level	Limit	Line Margin	Read	Ant	Cable	Preamp	Aux	APos	TPos	Remark		MHz	dBuV/m	dBuV/m	dB	dBuV	dB/m	dB	dB	dB	cm	deg		1	5639.01	49.00	68.20	-19.20	37.60	33.13	13.60	35.33	0.00	263	38	PEAK	2	5650.61	47.34	68.65	-21.31	35.06	33.20	13.61	35.33	0.00	263	38	PEAK	3	5719.48	68.75	110.65	-41.90	56.85	33.58	13.69	35.37	0.00	263	38	PEAK	4	5723.98	75.37	119.86	-44.49	63.44	33.60	13.70	35.37	0.00	263	38	PEAK	<p>Site : 03CH21-HY Condition: PEAK(UNI1) 3m DRH18-E_LE2C03A18EN_240711 HORIZONTAL : RBW:1000.000kHz VBW:3000.000kHz SWT:Auto</p> <table border="1"> <thead> <tr> <th>Peak</th> <th>Freq</th> <th>Level</th> <th>Limit</th> <th>Line Margin</th> <th>Read</th> <th>Ant</th> <th>Cable</th> <th>Preamp</th> <th>Aux</th> <th>APos</th> <th>TPos</th> <th>Remark</th> </tr> <tr> <th></th> <th>MHz</th> <th>dBuV/m</th> <th>dBuV/m</th> <th>dB</th> <th>dBuV</th> <th>dB/m</th> <th>dB</th> <th>dB</th> <th>dB</th> <th>cm</th> <th>deg</th> <th></th> </tr> </thead> <tbody> <tr> <td>1</td> <td>5745.00</td> <td>106.51</td> <td>-----</td> <td>-----</td> <td>94.48</td> <td>33.68</td> <td>13.73</td> <td>35.38</td> <td>0.00</td> <td>263</td> <td>38</td> <td>PEAK</td> </tr> </tbody> </table>	Peak	Freq	Level	Limit	Line Margin	Read	Ant	Cable	Preamp	Aux	APos	TPos	Remark		MHz	dBuV/m	dBuV/m	dB	dBuV	dB/m	dB	dB	dB	cm	deg		1	5745.00	106.51	-----	-----	94.48	33.68	13.73	35.38	0.00	263	38	PEAK
Peak	Freq	Level	Limit	Line Margin	Read	Ant	Cable	Preamp	Aux	APos	TPos	Remark																																																																																																											
	MHz	dBuV/m	dBuV/m	dB	dBuV	dB/m	dB	dB	dB	cm	deg																																																																																																												
1	5639.01	49.00	68.20	-19.20	37.60	33.13	13.60	35.33	0.00	263	38	PEAK																																																																																																											
2	5650.61	47.34	68.65	-21.31	35.06	33.20	13.61	35.33	0.00	263	38	PEAK																																																																																																											
3	5719.48	68.75	110.65	-41.90	56.85	33.58	13.69	35.37	0.00	263	38	PEAK																																																																																																											
4	5723.98	75.37	119.86	-44.49	63.44	33.60	13.70	35.37	0.00	263	38	PEAK																																																																																																											
Peak	Freq	Level	Limit	Line Margin	Read	Ant	Cable	Preamp	Aux	APos	TPos	Remark																																																																																																											
	MHz	dBuV/m	dBuV/m	dB	dBuV	dB/m	dB	dB	dB	cm	deg																																																																																																												
1	5745.00	106.51	-----	-----	94.48	33.68	13.73	35.38	0.00	263	38	PEAK																																																																																																											
Avg	Blank	<p>Site : 03CH21-HY Condition: AVG_54 3m DRH18-E_LE2C03A18EN_240711 HORIZONTAL : RBW:1000.000kHz VBW:1.100kHz SWT:Auto</p> <table border="1"> <thead> <tr> <th>Peak</th> <th>Freq</th> <th>Level</th> <th>Limit</th> <th>Line Margin</th> <th>Read</th> <th>Ant</th> <th>Cable</th> <th>Preamp</th> <th>Aux</th> <th>APos</th> <th>TPos</th> <th>Remark</th> </tr> <tr> <th></th> <th>MHz</th> <th>dBuV/m</th> <th>dBuV/m</th> <th>dB</th> <th>dBuV</th> <th>dB/m</th> <th>dB</th> <th>dB</th> <th>dB</th> <th>cm</th> <th>deg</th> <th></th> </tr> </thead> <tbody> <tr> <td>1</td> <td>5745.00</td> <td>99.92</td> <td>-----</td> <td>-----</td> <td>87.89</td> <td>33.68</td> <td>13.73</td> <td>35.38</td> <td>0.00</td> <td>263</td> <td>38</td> <td>AVERAGE</td> </tr> </tbody> </table>	Peak	Freq	Level	Limit	Line Margin	Read	Ant	Cable	Preamp	Aux	APos	TPos	Remark		MHz	dBuV/m	dBuV/m	dB	dBuV	dB/m	dB	dB	dB	cm	deg		1	5745.00	99.92	-----	-----	87.89	33.68	13.73	35.38	0.00	263	38	AVERAGE																																																																														
Peak	Freq	Level	Limit	Line Margin	Read	Ant	Cable	Preamp	Aux	APos	TPos	Remark																																																																																																											
	MHz	dBuV/m	dBuV/m	dB	dBuV	dB/m	dB	dB	dB	cm	deg																																																																																																												
1	5745.00	99.92	-----	-----	87.89	33.68	13.73	35.38	0.00	263	38	AVERAGE																																																																																																											



Mode	41																																																																																																																						
	Band Edge																																																																																																																						
	U-NII-3_5.725-5.85_802.11ax HE20_CH149_5745MHz																																																																																																																						
ANT	1+2																																																																																																																						
Pol.	Vertical	Fundamental																																																																																																																					
Peak	<p>Site : 03CH21-HY Condition: PEAK_BE(B4)_16-24 3m DRH18-E_LE2C03A18EN_240711 VERTICAL : RBW:1000.000kHz VBW:3000.000kHz SWT:Auto</p> <table border="1"> <thead> <tr> <th>Peak</th> <th>Freq</th> <th>Level</th> <th>Limit</th> <th>Line Margin</th> <th>Read</th> <th>Ant</th> <th>Cable</th> <th>Preamp</th> <th>Aux</th> <th>APos</th> <th>TPos</th> <th>Remark</th> </tr> <tr> <th></th> <th>MHz</th> <th>dBuV/m</th> <th>dBuV/m</th> <th>dB</th> <th>dBuV</th> <th>dB/m</th> <th>dB</th> <th>dB</th> <th>dB</th> <th>dB</th> <th>cm</th> <th>deg</th> </tr> </thead> <tbody> <tr> <td>1</td> <td>5649.30</td> <td>56.13</td> <td>68.20</td> <td>-12.07</td> <td>44.65</td> <td>33.20</td> <td>13.61</td> <td>35.33</td> <td>0.00</td> <td>169</td> <td>231</td> <td>PEAK</td> </tr> <tr> <td>2</td> <td>5650.17</td> <td>55.00</td> <td>68.33</td> <td>-13.33</td> <td>43.52</td> <td>33.20</td> <td>13.61</td> <td>35.33</td> <td>0.00</td> <td>169</td> <td>231</td> <td>PEAK</td> </tr> <tr> <td>3</td> <td>5719.19</td> <td>81.86</td> <td>110.57</td> <td>-28.71</td> <td>69.96</td> <td>33.58</td> <td>13.69</td> <td>35.37</td> <td>0.00</td> <td>169</td> <td>231</td> <td>PEAK</td> </tr> <tr> <td>4</td> <td>5723.11</td> <td>89.42</td> <td>117.88</td> <td>-28.46</td> <td>77.50</td> <td>33.59</td> <td>13.70</td> <td>35.37</td> <td>0.00</td> <td>169</td> <td>231</td> <td>PEAK</td> </tr> </tbody> </table>	Peak	Freq	Level	Limit	Line Margin	Read	Ant	Cable	Preamp	Aux	APos	TPos	Remark		MHz	dBuV/m	dBuV/m	dB	dBuV	dB/m	dB	dB	dB	dB	cm	deg	1	5649.30	56.13	68.20	-12.07	44.65	33.20	13.61	35.33	0.00	169	231	PEAK	2	5650.17	55.00	68.33	-13.33	43.52	33.20	13.61	35.33	0.00	169	231	PEAK	3	5719.19	81.86	110.57	-28.71	69.96	33.58	13.69	35.37	0.00	169	231	PEAK	4	5723.11	89.42	117.88	-28.46	77.50	33.59	13.70	35.37	0.00	169	231	PEAK	<p>Site : 03CH21-HY Condition: PEAK(UNI1) 3m DRH18-E_LE2C03A18EN_240711 VERTICAL : RBW:1000.000kHz VBW:3000.000kHz SWT:Auto</p> <table border="1"> <thead> <tr> <th>Peak</th> <th>Freq</th> <th>Level</th> <th>Limit</th> <th>Line Margin</th> <th>Read</th> <th>Ant</th> <th>Cable</th> <th>Preamp</th> <th>Aux</th> <th>APos</th> <th>TPos</th> <th>Remark</th> </tr> <tr> <th></th> <th>MHz</th> <th>dBuV/m</th> <th>dBuV/m</th> <th>dB</th> <th>dBuV</th> <th>dB/m</th> <th>dB</th> <th>dB</th> <th>dB</th> <th>dB</th> <th>cm</th> <th>deg</th> </tr> </thead> <tbody> <tr> <td>1</td> <td>5745.00</td> <td>119.71</td> <td>-----</td> <td>-----</td> <td>107.71</td> <td>33.66</td> <td>13.72</td> <td>35.38</td> <td>0.00</td> <td>169</td> <td>231</td> <td>PEAK</td> </tr> </tbody> </table>	Peak	Freq	Level	Limit	Line Margin	Read	Ant	Cable	Preamp	Aux	APos	TPos	Remark		MHz	dBuV/m	dBuV/m	dB	dBuV	dB/m	dB	dB	dB	dB	cm	deg	1	5745.00	119.71	-----	-----	107.71	33.66	13.72	35.38	0.00	169	231	PEAK
Peak	Freq	Level	Limit	Line Margin	Read	Ant	Cable	Preamp	Aux	APos	TPos	Remark																																																																																																											
	MHz	dBuV/m	dBuV/m	dB	dBuV	dB/m	dB	dB	dB	dB	cm	deg																																																																																																											
1	5649.30	56.13	68.20	-12.07	44.65	33.20	13.61	35.33	0.00	169	231	PEAK																																																																																																											
2	5650.17	55.00	68.33	-13.33	43.52	33.20	13.61	35.33	0.00	169	231	PEAK																																																																																																											
3	5719.19	81.86	110.57	-28.71	69.96	33.58	13.69	35.37	0.00	169	231	PEAK																																																																																																											
4	5723.11	89.42	117.88	-28.46	77.50	33.59	13.70	35.37	0.00	169	231	PEAK																																																																																																											
Peak	Freq	Level	Limit	Line Margin	Read	Ant	Cable	Preamp	Aux	APos	TPos	Remark																																																																																																											
	MHz	dBuV/m	dBuV/m	dB	dBuV	dB/m	dB	dB	dB	dB	cm	deg																																																																																																											
1	5745.00	119.71	-----	-----	107.71	33.66	13.72	35.38	0.00	169	231	PEAK																																																																																																											
Avg	Blank	<p>Site : 03CH21-HY Condition: AVG_54 3m DRH18-E_LE2C03A18EN_240711 VERTICAL : RBW:1000.000kHz VBW:1.100kHz SWT:Auto</p> <table border="1"> <thead> <tr> <th>Peak</th> <th>Freq</th> <th>Level</th> <th>Limit</th> <th>Line Margin</th> <th>Read</th> <th>Ant</th> <th>Cable</th> <th>Preamp</th> <th>Aux</th> <th>APos</th> <th>TPos</th> <th>Remark</th> </tr> <tr> <th></th> <th>MHz</th> <th>dBuV/m</th> <th>dBuV/m</th> <th>dB</th> <th>dBuV</th> <th>dB/m</th> <th>dB</th> <th>dB</th> <th>dB</th> <th>dB</th> <th>cm</th> <th>deg</th> </tr> </thead> <tbody> <tr> <td>1</td> <td>5745.00</td> <td>112.91</td> <td>-----</td> <td>-----</td> <td>100.88</td> <td>33.68</td> <td>13.73</td> <td>35.38</td> <td>0.00</td> <td>169</td> <td>231</td> <td>AVERAGE</td> </tr> </tbody> </table>	Peak	Freq	Level	Limit	Line Margin	Read	Ant	Cable	Preamp	Aux	APos	TPos	Remark		MHz	dBuV/m	dBuV/m	dB	dBuV	dB/m	dB	dB	dB	dB	cm	deg	1	5745.00	112.91	-----	-----	100.88	33.68	13.73	35.38	0.00	169	231	AVERAGE																																																																														
Peak	Freq	Level	Limit	Line Margin	Read	Ant	Cable	Preamp	Aux	APos	TPos	Remark																																																																																																											
	MHz	dBuV/m	dBuV/m	dB	dBuV	dB/m	dB	dB	dB	dB	cm	deg																																																																																																											
1	5745.00	112.91	-----	-----	100.88	33.68	13.73	35.38	0.00	169	231	AVERAGE																																																																																																											



Mode	41																																																																																																																																			
	Harmonic																																																																																																																																			
	U-NII-3_5.725-5.85_802.11ax HE20_CH149_5745MHz																																																																																																																																			
ANT	1+2																																																																																																																																			
Pol.	Horizontal	Vertical																																																																																																																																		
Peak	 <p>Site : 03CH21-HY Condition: PEAK(UNII) 3m DRH18-E_LE2C03A18EN_240711 HORIZONTAL</p> <table border="1"> <thead> <tr> <th>Peak</th> <th>Freq</th> <th>Level</th> <th>Limit</th> <th>Line Margin</th> <th>Read</th> <th>Ant</th> <th>Cable</th> <th>Preamp</th> <th>Aux</th> <th>APos</th> <th>TPos</th> <th>Remark</th> </tr> <tr> <th></th> <th>MHz</th> <th>dBuV/m</th> <th>dBuV/m</th> <th>dB</th> <th>dBuV</th> <th>dB/m</th> <th>dB</th> <th>dB</th> <th>dB</th> <th>cm</th> <th>deg</th> <th></th> </tr> </thead> <tbody> <tr> <td>1</td> <td>11490.00</td> <td>57.34</td> <td>74.00</td> <td>-16.66</td> <td>39.59</td> <td>38.50</td> <td>19.50</td> <td>41.00</td> <td>0.75</td> <td>200</td> <td>167</td> <td>Peak</td> </tr> <tr> <td>2</td> <td>11490.00</td> <td>48.01</td> <td>54.00</td> <td>-5.99</td> <td>30.26</td> <td>38.50</td> <td>19.50</td> <td>41.00</td> <td>0.75</td> <td>200</td> <td>167</td> <td>Average</td> </tr> <tr> <td>3</td> <td>17235.00</td> <td>64.71</td> <td>68.20</td> <td>-3.49</td> <td>47.20</td> <td>39.87</td> <td>24.01</td> <td>46.97</td> <td>0.60</td> <td>200</td> <td>314</td> <td>Peak</td> </tr> </tbody> </table>	Peak	Freq	Level	Limit	Line Margin	Read	Ant	Cable	Preamp	Aux	APos	TPos	Remark		MHz	dBuV/m	dBuV/m	dB	dBuV	dB/m	dB	dB	dB	cm	deg		1	11490.00	57.34	74.00	-16.66	39.59	38.50	19.50	41.00	0.75	200	167	Peak	2	11490.00	48.01	54.00	-5.99	30.26	38.50	19.50	41.00	0.75	200	167	Average	3	17235.00	64.71	68.20	-3.49	47.20	39.87	24.01	46.97	0.60	200	314	Peak	 <p>Site : 03CH21-HY Condition: PEAK(UNII) 3m DRH18-E_LE2C03A18EN_240711 VERTICAL</p> <table border="1"> <thead> <tr> <th>Peak</th> <th>Freq</th> <th>Level</th> <th>Limit</th> <th>Line Margin</th> <th>Read</th> <th>Ant</th> <th>Cable</th> <th>Preamp</th> <th>Aux</th> <th>APos</th> <th>TPos</th> <th>Remark</th> </tr> <tr> <th></th> <th>MHz</th> <th>dBuV/m</th> <th>dBuV/m</th> <th>dB</th> <th>dBuV</th> <th>dB/m</th> <th>dB</th> <th>dB</th> <th>dB</th> <th>cm</th> <th>deg</th> <th></th> </tr> </thead> <tbody> <tr> <td>1</td> <td>11490.00</td> <td>57.09</td> <td>74.00</td> <td>-16.91</td> <td>39.34</td> <td>38.50</td> <td>19.50</td> <td>41.00</td> <td>0.75</td> <td>339</td> <td>298</td> <td>Peak</td> </tr> <tr> <td>2</td> <td>11490.00</td> <td>47.81</td> <td>54.00</td> <td>-6.19</td> <td>30.06</td> <td>38.50</td> <td>19.50</td> <td>41.00</td> <td>0.75</td> <td>339</td> <td>298</td> <td>Average</td> </tr> <tr> <td>3</td> <td>17235.00</td> <td>63.82</td> <td>68.20</td> <td>-4.38</td> <td>46.31</td> <td>39.87</td> <td>24.01</td> <td>46.97</td> <td>0.60</td> <td>200</td> <td>283</td> <td>Peak</td> </tr> </tbody> </table>	Peak	Freq	Level	Limit	Line Margin	Read	Ant	Cable	Preamp	Aux	APos	TPos	Remark		MHz	dBuV/m	dBuV/m	dB	dBuV	dB/m	dB	dB	dB	cm	deg		1	11490.00	57.09	74.00	-16.91	39.34	38.50	19.50	41.00	0.75	339	298	Peak	2	11490.00	47.81	54.00	-6.19	30.06	38.50	19.50	41.00	0.75	339	298	Average	3	17235.00	63.82	68.20	-4.38	46.31	39.87	24.01	46.97	0.60	200	283	Peak
Peak	Freq	Level	Limit	Line Margin	Read	Ant	Cable	Preamp	Aux	APos	TPos	Remark																																																																																																																								
	MHz	dBuV/m	dBuV/m	dB	dBuV	dB/m	dB	dB	dB	cm	deg																																																																																																																									
1	11490.00	57.34	74.00	-16.66	39.59	38.50	19.50	41.00	0.75	200	167	Peak																																																																																																																								
2	11490.00	48.01	54.00	-5.99	30.26	38.50	19.50	41.00	0.75	200	167	Average																																																																																																																								
3	17235.00	64.71	68.20	-3.49	47.20	39.87	24.01	46.97	0.60	200	314	Peak																																																																																																																								
Peak	Freq	Level	Limit	Line Margin	Read	Ant	Cable	Preamp	Aux	APos	TPos	Remark																																																																																																																								
	MHz	dBuV/m	dBuV/m	dB	dBuV	dB/m	dB	dB	dB	cm	deg																																																																																																																									
1	11490.00	57.09	74.00	-16.91	39.34	38.50	19.50	41.00	0.75	339	298	Peak																																																																																																																								
2	11490.00	47.81	54.00	-6.19	30.06	38.50	19.50	41.00	0.75	339	298	Average																																																																																																																								
3	17235.00	63.82	68.20	-4.38	46.31	39.87	24.01	46.97	0.60	200	283	Peak																																																																																																																								
Avg																																																																																																																																				



Mode	41	
	Harmonic	
	U-NII-3_5.725-5.85_802.11ax HE20_CH149_5745MHz	
ANT	1+2	
Pol.	Horizontal	Vertical
10.6G ~18G Avg	<p>Site : 03CH21-HY Condition: AVG_54 3m DRH18-E_LE2C03A18EN_240711 HORIZONTAL</p>	<p>Site : 03CH21-HY Condition: AVG_54 3m DRH18-E_LE2C03A18EN_240711 VERTICAL</p>



Mode	42																																																																																																																						
	Band Edge - L																																																																																																																						
	U-NII-3_5.725-5.85_802.11ax HE20_CH157_5785MHz																																																																																																																						
ANT	1+2																																																																																																																						
Pol.	Horizontal	Fundamental																																																																																																																					
Peak	<p>Site : 03CH21-HY Condition: PEAK_BE(B4)_16-24 3m DRH18-E_LE2C03A18EN_240711 HORIZONTAL : RBW:1000.000kHz VBW:3000.000kHz SWT:Auto</p> <table border="1"> <thead> <tr> <th>Peak</th> <th>Freq</th> <th>Level</th> <th>Limit</th> <th>Line Margin</th> <th>Read</th> <th>Ant</th> <th>Cable</th> <th>Preamp</th> <th>Aux</th> <th>APos</th> <th>TPos</th> <th>Remark</th> </tr> <tr> <th></th> <th>MHz</th> <th>dBuV/m</th> <th>dBuV/m</th> <th>dB</th> <th>dBuV</th> <th>dB/m</th> <th>dB</th> <th>dB</th> <th>dB</th> <th>cm</th> <th>deg</th> <th></th> </tr> </thead> <tbody> <tr> <td>1</td> <td>5641.07</td> <td>49.30</td> <td>68.20</td> <td>-18.90</td> <td>37.88</td> <td>33.15</td> <td>13.60</td> <td>35.33</td> <td>0.00</td> <td>200</td> <td>38</td> <td>PEAK</td> </tr> <tr> <td>2</td> <td>5650.88</td> <td>48.15</td> <td>68.85</td> <td>-20.70</td> <td>36.66</td> <td>33.21</td> <td>13.61</td> <td>35.33</td> <td>0.00</td> <td>200</td> <td>38</td> <td>PEAK</td> </tr> <tr> <td>3</td> <td>5700.27</td> <td>49.23</td> <td>105.28</td> <td>-56.05</td> <td>37.42</td> <td>33.50</td> <td>13.67</td> <td>35.36</td> <td>0.00</td> <td>200</td> <td>38</td> <td>PEAK</td> </tr> <tr> <td>4</td> <td>5720.07</td> <td>52.68</td> <td>110.95</td> <td>-58.27</td> <td>40.78</td> <td>33.58</td> <td>13.69</td> <td>35.37</td> <td>0.00</td> <td>200</td> <td>38</td> <td>PEAK</td> </tr> </tbody> </table>	Peak	Freq	Level	Limit	Line Margin	Read	Ant	Cable	Preamp	Aux	APos	TPos	Remark		MHz	dBuV/m	dBuV/m	dB	dBuV	dB/m	dB	dB	dB	cm	deg		1	5641.07	49.30	68.20	-18.90	37.88	33.15	13.60	35.33	0.00	200	38	PEAK	2	5650.88	48.15	68.85	-20.70	36.66	33.21	13.61	35.33	0.00	200	38	PEAK	3	5700.27	49.23	105.28	-56.05	37.42	33.50	13.67	35.36	0.00	200	38	PEAK	4	5720.07	52.68	110.95	-58.27	40.78	33.58	13.69	35.37	0.00	200	38	PEAK	<p>Site : 03CH21-HY Condition: PEAK(UNI) 3m DRH18-E_LE2C03A18EN_240711 HORIZONTAL : RBW:1000.000kHz VBW:3000.000kHz SWT:Auto</p> <table border="1"> <thead> <tr> <th>Peak</th> <th>Freq</th> <th>Level</th> <th>Limit</th> <th>Line Margin</th> <th>Read</th> <th>Ant</th> <th>Cable</th> <th>Preamp</th> <th>Aux</th> <th>APos</th> <th>TPos</th> <th>Remark</th> </tr> <tr> <th></th> <th>MHz</th> <th>dBuV/m</th> <th>dBuV/m</th> <th>dB</th> <th>dBuV</th> <th>dB/m</th> <th>dB</th> <th>dB</th> <th>dB</th> <th>cm</th> <th>deg</th> <th></th> </tr> </thead> <tbody> <tr> <td>1</td> <td>5785.00</td> <td>105.89</td> <td>-----</td> <td>-----</td> <td>93.82</td> <td>33.70</td> <td>13.78</td> <td>35.41</td> <td>0.00</td> <td>200</td> <td>38</td> <td>PEAK</td> </tr> </tbody> </table>	Peak	Freq	Level	Limit	Line Margin	Read	Ant	Cable	Preamp	Aux	APos	TPos	Remark		MHz	dBuV/m	dBuV/m	dB	dBuV	dB/m	dB	dB	dB	cm	deg		1	5785.00	105.89	-----	-----	93.82	33.70	13.78	35.41	0.00	200	38	PEAK
Peak	Freq	Level	Limit	Line Margin	Read	Ant	Cable	Preamp	Aux	APos	TPos	Remark																																																																																																											
	MHz	dBuV/m	dBuV/m	dB	dBuV	dB/m	dB	dB	dB	cm	deg																																																																																																												
1	5641.07	49.30	68.20	-18.90	37.88	33.15	13.60	35.33	0.00	200	38	PEAK																																																																																																											
2	5650.88	48.15	68.85	-20.70	36.66	33.21	13.61	35.33	0.00	200	38	PEAK																																																																																																											
3	5700.27	49.23	105.28	-56.05	37.42	33.50	13.67	35.36	0.00	200	38	PEAK																																																																																																											
4	5720.07	52.68	110.95	-58.27	40.78	33.58	13.69	35.37	0.00	200	38	PEAK																																																																																																											
Peak	Freq	Level	Limit	Line Margin	Read	Ant	Cable	Preamp	Aux	APos	TPos	Remark																																																																																																											
	MHz	dBuV/m	dBuV/m	dB	dBuV	dB/m	dB	dB	dB	cm	deg																																																																																																												
1	5785.00	105.89	-----	-----	93.82	33.70	13.78	35.41	0.00	200	38	PEAK																																																																																																											
Avg	Blank	<p>Site : 03CH21-HY Condition: AVG_54 3m DRH18-E_LE2C03A18EN_240711 HORIZONTAL : RBW:1000.000kHz VBW:1.100kHz SWT:Auto</p> <table border="1"> <thead> <tr> <th>Peak</th> <th>Freq</th> <th>Level</th> <th>Limit</th> <th>Line Margin</th> <th>Read</th> <th>Ant</th> <th>Cable</th> <th>Preamp</th> <th>Aux</th> <th>APos</th> <th>TPos</th> <th>Remark</th> </tr> <tr> <th></th> <th>MHz</th> <th>dBuV/m</th> <th>dBuV/m</th> <th>dB</th> <th>dBuV</th> <th>dB/m</th> <th>dB</th> <th>dB</th> <th>dB</th> <th>cm</th> <th>deg</th> <th></th> </tr> </thead> <tbody> <tr> <td>1</td> <td>5785.00</td> <td>99.24</td> <td>-----</td> <td>-----</td> <td>87.17</td> <td>33.70</td> <td>13.78</td> <td>35.41</td> <td>0.00</td> <td>200</td> <td>38</td> <td>AVERAGE</td> </tr> </tbody> </table>	Peak	Freq	Level	Limit	Line Margin	Read	Ant	Cable	Preamp	Aux	APos	TPos	Remark		MHz	dBuV/m	dBuV/m	dB	dBuV	dB/m	dB	dB	dB	cm	deg		1	5785.00	99.24	-----	-----	87.17	33.70	13.78	35.41	0.00	200	38	AVERAGE																																																																														
Peak	Freq	Level	Limit	Line Margin	Read	Ant	Cable	Preamp	Aux	APos	TPos	Remark																																																																																																											
	MHz	dBuV/m	dBuV/m	dB	dBuV	dB/m	dB	dB	dB	cm	deg																																																																																																												
1	5785.00	99.24	-----	-----	87.17	33.70	13.78	35.41	0.00	200	38	AVERAGE																																																																																																											



Mode	42																																																																															
	Band Edge - R																																																																															
	U-NII-3_5.725-5.85_802.11ax HE20_CH157_5785MHz																																																																															
ANT	1+2																																																																															
Pol.	Horizontal	Fundamental																																																																														
Peak	<p>Site : 03CH21-HY Condition: PEAK_BE(B4)_16-24 3m DRH18-E_LE2C03A18EN_240711 HORIZONTAL : RBW:1000.000kHz VBW:3000.000kHz SWT:Auto</p> <table border="1"> <thead> <tr> <th>Peak</th> <th>Freq</th> <th>Level</th> <th>Limit</th> <th>Line Margin</th> <th>Read Level</th> <th>Ant Factor</th> <th>Cable Loss</th> <th>Preamp Factor</th> <th>Aux Factor</th> <th>APos</th> <th>TPos</th> <th>Remark</th> </tr> <tr> <th></th> <th>MHz</th> <th>dBuV/m</th> <th>dBuV/m</th> <th>dB</th> <th>dBuV</th> <th>dB/m</th> <th>dB</th> <th>dB</th> <th>dB</th> <th>cm</th> <th>deg</th> <th></th> </tr> </thead> <tbody> <tr> <td>1</td> <td>5854.30</td> <td>50.75</td> <td>112.40</td> <td>-61.65</td> <td>38.63</td> <td>33.70</td> <td>13.86</td> <td>35.44</td> <td>0.00</td> <td>200</td> <td>30</td> <td>PEAK</td> </tr> <tr> <td>2</td> <td>5867.17</td> <td>52.47</td> <td>107.39</td> <td>-54.92</td> <td>40.35</td> <td>33.70</td> <td>13.87</td> <td>35.45</td> <td>0.00</td> <td>200</td> <td>30</td> <td>PEAK</td> </tr> <tr> <td>3</td> <td>5924.43</td> <td>47.83</td> <td>68.62</td> <td>-20.79</td> <td>35.72</td> <td>33.65</td> <td>13.94</td> <td>35.48</td> <td>0.00</td> <td>200</td> <td>30</td> <td>PEAK</td> </tr> <tr> <td>4</td> <td>5941.75</td> <td>49.10</td> <td>68.20</td> <td>-19.10</td> <td>37.01</td> <td>33.62</td> <td>13.96</td> <td>35.49</td> <td>0.00</td> <td>200</td> <td>30</td> <td>PEAK</td> </tr> </tbody> </table>	Peak	Freq	Level	Limit	Line Margin	Read Level	Ant Factor	Cable Loss	Preamp Factor	Aux Factor	APos	TPos	Remark		MHz	dBuV/m	dBuV/m	dB	dBuV	dB/m	dB	dB	dB	cm	deg		1	5854.30	50.75	112.40	-61.65	38.63	33.70	13.86	35.44	0.00	200	30	PEAK	2	5867.17	52.47	107.39	-54.92	40.35	33.70	13.87	35.45	0.00	200	30	PEAK	3	5924.43	47.83	68.62	-20.79	35.72	33.65	13.94	35.48	0.00	200	30	PEAK	4	5941.75	49.10	68.20	-19.10	37.01	33.62	13.96	35.49	0.00	200	30	PEAK	Blank
Peak	Freq	Level	Limit	Line Margin	Read Level	Ant Factor	Cable Loss	Preamp Factor	Aux Factor	APos	TPos	Remark																																																																				
	MHz	dBuV/m	dBuV/m	dB	dBuV	dB/m	dB	dB	dB	cm	deg																																																																					
1	5854.30	50.75	112.40	-61.65	38.63	33.70	13.86	35.44	0.00	200	30	PEAK																																																																				
2	5867.17	52.47	107.39	-54.92	40.35	33.70	13.87	35.45	0.00	200	30	PEAK																																																																				
3	5924.43	47.83	68.62	-20.79	35.72	33.65	13.94	35.48	0.00	200	30	PEAK																																																																				
4	5941.75	49.10	68.20	-19.10	37.01	33.62	13.96	35.49	0.00	200	30	PEAK																																																																				

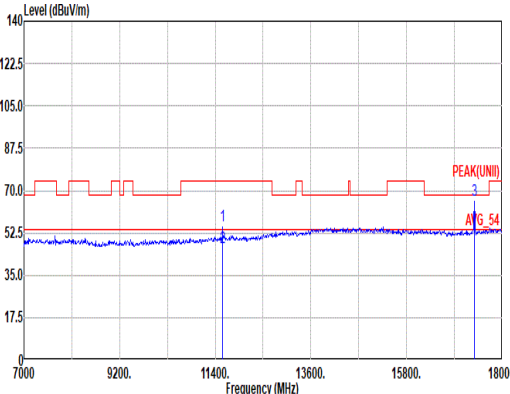
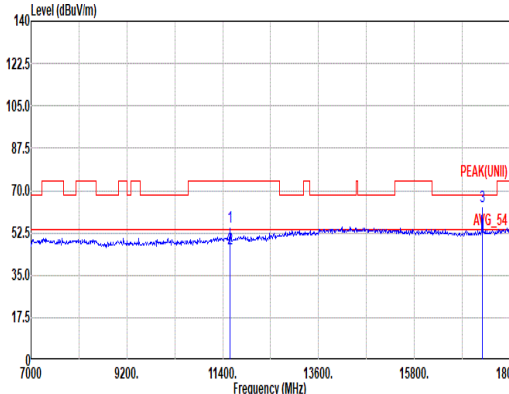


Mode	42																																																																																																																						
	Band Edge - L																																																																																																																						
	U-NII-3_5.725-5.85_802.11ax HE20_CH157_5785MHz																																																																																																																						
ANT	1+2																																																																																																																						
Pol.	Vertical	Fundamental																																																																																																																					
Peak	<p>Site : 03CH21-HY Condition: PEAK_BE(B4)_16-24 3m DRH18-E_LE2C03A18EN_240711 VERTICAL : RBW:1000.000kHz VBW:3000.000kHz SWT:Auto</p> <table border="1"> <thead> <tr> <th>Peak</th> <th>Freq</th> <th>Level</th> <th>Limit</th> <th>Line Margin</th> <th>Read</th> <th>Ant</th> <th>Cable</th> <th>Preamp</th> <th>Aux</th> <th>APos</th> <th>TPos</th> <th>Remark</th> </tr> <tr> <th></th> <th>MHz</th> <th>dBuV/m</th> <th>dBuV/m</th> <th>dB</th> <th>dBuV</th> <th>dB/m</th> <th>dB</th> <th>dB</th> <th>dB</th> <th>cm</th> <th>deg</th> <th></th> </tr> </thead> <tbody> <tr> <td>1</td> <td>5628.68</td> <td>52.95</td> <td>68.20</td> <td>-15.25</td> <td>41.62</td> <td>33.07</td> <td>13.58</td> <td>35.32</td> <td>0.00</td> <td>191</td> <td>86</td> <td>PEAK</td> </tr> <tr> <td>2</td> <td>5651.80</td> <td>53.82</td> <td>69.54</td> <td>-16.52</td> <td>41.53</td> <td>33.21</td> <td>13.61</td> <td>35.33</td> <td>0.00</td> <td>191</td> <td>86</td> <td>PEAK</td> </tr> <tr> <td>3</td> <td>5707.49</td> <td>62.55</td> <td>107.30</td> <td>-44.75</td> <td>50.70</td> <td>33.53</td> <td>13.68</td> <td>35.36</td> <td>0.00</td> <td>191</td> <td>86</td> <td>PEAK</td> </tr> <tr> <td>4</td> <td>5728.62</td> <td>64.53</td> <td>112.21</td> <td>-47.68</td> <td>52.63</td> <td>33.58</td> <td>13.69</td> <td>35.37</td> <td>0.00</td> <td>191</td> <td>86</td> <td>PEAK</td> </tr> </tbody> </table>	Peak	Freq	Level	Limit	Line Margin	Read	Ant	Cable	Preamp	Aux	APos	TPos	Remark		MHz	dBuV/m	dBuV/m	dB	dBuV	dB/m	dB	dB	dB	cm	deg		1	5628.68	52.95	68.20	-15.25	41.62	33.07	13.58	35.32	0.00	191	86	PEAK	2	5651.80	53.82	69.54	-16.52	41.53	33.21	13.61	35.33	0.00	191	86	PEAK	3	5707.49	62.55	107.30	-44.75	50.70	33.53	13.68	35.36	0.00	191	86	PEAK	4	5728.62	64.53	112.21	-47.68	52.63	33.58	13.69	35.37	0.00	191	86	PEAK	<p>Site : 03CH21-HY Condition: PEAK(UNI1) 3m DRH18-E_LE2C03A18EN_240711 VERTICAL : RBW:1000.000kHz VBW:3000.000kHz SWT:Auto</p> <table border="1"> <thead> <tr> <th>Peak</th> <th>Freq</th> <th>Level</th> <th>Limit</th> <th>Line Margin</th> <th>Read</th> <th>Ant</th> <th>Cable</th> <th>Preamp</th> <th>Aux</th> <th>APos</th> <th>TPos</th> <th>Remark</th> </tr> <tr> <th></th> <th>MHz</th> <th>dBuV/m</th> <th>dBuV/m</th> <th>dB</th> <th>dBuV</th> <th>dB/m</th> <th>dB</th> <th>dB</th> <th>dB</th> <th>cm</th> <th>deg</th> <th></th> </tr> </thead> <tbody> <tr> <td>1</td> <td>5785.00</td> <td>119.43</td> <td>-----</td> <td>-----</td> <td>107.36</td> <td>33.70</td> <td>13.78</td> <td>35.41</td> <td>0.00</td> <td>191</td> <td>86</td> <td>PEAK</td> </tr> </tbody> </table>	Peak	Freq	Level	Limit	Line Margin	Read	Ant	Cable	Preamp	Aux	APos	TPos	Remark		MHz	dBuV/m	dBuV/m	dB	dBuV	dB/m	dB	dB	dB	cm	deg		1	5785.00	119.43	-----	-----	107.36	33.70	13.78	35.41	0.00	191	86	PEAK
Peak	Freq	Level	Limit	Line Margin	Read	Ant	Cable	Preamp	Aux	APos	TPos	Remark																																																																																																											
	MHz	dBuV/m	dBuV/m	dB	dBuV	dB/m	dB	dB	dB	cm	deg																																																																																																												
1	5628.68	52.95	68.20	-15.25	41.62	33.07	13.58	35.32	0.00	191	86	PEAK																																																																																																											
2	5651.80	53.82	69.54	-16.52	41.53	33.21	13.61	35.33	0.00	191	86	PEAK																																																																																																											
3	5707.49	62.55	107.30	-44.75	50.70	33.53	13.68	35.36	0.00	191	86	PEAK																																																																																																											
4	5728.62	64.53	112.21	-47.68	52.63	33.58	13.69	35.37	0.00	191	86	PEAK																																																																																																											
Peak	Freq	Level	Limit	Line Margin	Read	Ant	Cable	Preamp	Aux	APos	TPos	Remark																																																																																																											
	MHz	dBuV/m	dBuV/m	dB	dBuV	dB/m	dB	dB	dB	cm	deg																																																																																																												
1	5785.00	119.43	-----	-----	107.36	33.70	13.78	35.41	0.00	191	86	PEAK																																																																																																											
Avg	Blank	<p>Site : 03CH21-HY Condition: AVG_54 3m DRH18-E_LE2C03A18EN_240711 VERTICAL : RBW:1000.000kHz VBW:1.100kHz SWT:Auto</p> <table border="1"> <thead> <tr> <th>Peak</th> <th>Freq</th> <th>Level</th> <th>Limit</th> <th>Line Margin</th> <th>Read</th> <th>Ant</th> <th>Cable</th> <th>Preamp</th> <th>Aux</th> <th>APos</th> <th>TPos</th> <th>Remark</th> </tr> <tr> <th></th> <th>MHz</th> <th>dBuV/m</th> <th>dBuV/m</th> <th>dB</th> <th>dBuV</th> <th>dB/m</th> <th>dB</th> <th>dB</th> <th>dB</th> <th>cm</th> <th>deg</th> <th></th> </tr> </thead> <tbody> <tr> <td>1</td> <td>5785.00</td> <td>113.10</td> <td>-----</td> <td>-----</td> <td>101.03</td> <td>33.70</td> <td>13.78</td> <td>35.41</td> <td>0.00</td> <td>191</td> <td>86</td> <td>AVERAGE</td> </tr> </tbody> </table>	Peak	Freq	Level	Limit	Line Margin	Read	Ant	Cable	Preamp	Aux	APos	TPos	Remark		MHz	dBuV/m	dBuV/m	dB	dBuV	dB/m	dB	dB	dB	cm	deg		1	5785.00	113.10	-----	-----	101.03	33.70	13.78	35.41	0.00	191	86	AVERAGE																																																																														
Peak	Freq	Level	Limit	Line Margin	Read	Ant	Cable	Preamp	Aux	APos	TPos	Remark																																																																																																											
	MHz	dBuV/m	dBuV/m	dB	dBuV	dB/m	dB	dB	dB	cm	deg																																																																																																												
1	5785.00	113.10	-----	-----	101.03	33.70	13.78	35.41	0.00	191	86	AVERAGE																																																																																																											



Mode	42																																																																															
	Band Edge - R																																																																															
	U-NII-3_5.725-5.85_802.11ax HE20_CH157_5785MHz																																																																															
ANT	1+2																																																																															
Pol.	Vertical	Fundamental																																																																														
Peak	<p>Site : 03CH21-HY Condition: PEAK_BE(B4)_16-24 3m DRH18-E_LE2C03A18EN_240711 VERTICAL : RBW:1000.000kHz VBW:3000.000kHz SWT:Auto</p> <table border="1"> <thead> <tr> <th>Peak</th> <th>Freq</th> <th>Level</th> <th>Limit</th> <th>Line Margin</th> <th>Read Level</th> <th>Ant Factor</th> <th>Cable Loss</th> <th>Preamp Factor</th> <th>Aux Factor</th> <th>APos</th> <th>TPos</th> <th>Remark</th> </tr> <tr> <th></th> <th>MHz</th> <th>dBuV/m</th> <th>dBuV/m</th> <th>dB</th> <th>dBuV</th> <th>dB/m</th> <th>dB</th> <th>dB</th> <th>dB</th> <th>cm</th> <th>deg</th> <th></th> </tr> </thead> <tbody> <tr> <td>1</td> <td>5854.14</td> <td>63.82</td> <td>112.77</td> <td>-48.95</td> <td>51.71</td> <td>33.70</td> <td>13.85</td> <td>35.44</td> <td>0.00</td> <td>191</td> <td>86</td> <td>PEAK</td> </tr> <tr> <td>2</td> <td>5864.20</td> <td>63.65</td> <td>108.22</td> <td>-44.57</td> <td>51.53</td> <td>33.70</td> <td>13.87</td> <td>35.45</td> <td>0.00</td> <td>191</td> <td>86</td> <td>PEAK</td> </tr> <tr> <td>3</td> <td>5921.13</td> <td>52.75</td> <td>71.06</td> <td>-18.31</td> <td>40.63</td> <td>33.66</td> <td>13.94</td> <td>35.48</td> <td>0.00</td> <td>191</td> <td>86</td> <td>PEAK</td> </tr> <tr> <td>4</td> <td>5939.11</td> <td>53.77</td> <td>68.20</td> <td>-14.43</td> <td>41.68</td> <td>33.62</td> <td>13.96</td> <td>35.49</td> <td>0.00</td> <td>191</td> <td>86</td> <td>PEAK</td> </tr> </tbody> </table>	Peak	Freq	Level	Limit	Line Margin	Read Level	Ant Factor	Cable Loss	Preamp Factor	Aux Factor	APos	TPos	Remark		MHz	dBuV/m	dBuV/m	dB	dBuV	dB/m	dB	dB	dB	cm	deg		1	5854.14	63.82	112.77	-48.95	51.71	33.70	13.85	35.44	0.00	191	86	PEAK	2	5864.20	63.65	108.22	-44.57	51.53	33.70	13.87	35.45	0.00	191	86	PEAK	3	5921.13	52.75	71.06	-18.31	40.63	33.66	13.94	35.48	0.00	191	86	PEAK	4	5939.11	53.77	68.20	-14.43	41.68	33.62	13.96	35.49	0.00	191	86	PEAK	Blank
Peak	Freq	Level	Limit	Line Margin	Read Level	Ant Factor	Cable Loss	Preamp Factor	Aux Factor	APos	TPos	Remark																																																																				
	MHz	dBuV/m	dBuV/m	dB	dBuV	dB/m	dB	dB	dB	cm	deg																																																																					
1	5854.14	63.82	112.77	-48.95	51.71	33.70	13.85	35.44	0.00	191	86	PEAK																																																																				
2	5864.20	63.65	108.22	-44.57	51.53	33.70	13.87	35.45	0.00	191	86	PEAK																																																																				
3	5921.13	52.75	71.06	-18.31	40.63	33.66	13.94	35.48	0.00	191	86	PEAK																																																																				
4	5939.11	53.77	68.20	-14.43	41.68	33.62	13.96	35.49	0.00	191	86	PEAK																																																																				



Mode	42																																																																																																																																			
	Harmonic																																																																																																																																			
	U-NII-3_5.725-5.85_802.11ax HE20_CH157_5785MHz																																																																																																																																			
ANT	1+2																																																																																																																																			
Pol.	Horizontal	Vertical																																																																																																																																		
Peak	 <p>Site : 03CH21-HY Condition: PEAK(UNII) 3m DRH18-E_LE2C03A18EN_240711 HORIZONTAL</p> <table border="1"> <thead> <tr> <th>Peak</th> <th>Freq</th> <th>Level</th> <th>Limit</th> <th>Line Margin</th> <th>Read Level</th> <th>Ant Factor</th> <th>Cable Loss</th> <th>Preamp Factor</th> <th>Aux Factor</th> <th>APos</th> <th>TPos</th> <th>Remark</th> </tr> <tr> <th>1</th> <th>MHz</th> <th>dBuV/m</th> <th>dBuV/m</th> <th>dB</th> <th>dBuV</th> <th>dB/m</th> <th>dB</th> <th>dB</th> <th>dB</th> <th>cm</th> <th>deg</th> <th></th> </tr> </thead> <tbody> <tr> <td>1</td> <td>11570.00</td> <td>55.71</td> <td>74.00</td> <td>-18.29</td> <td>37.95</td> <td>38.50</td> <td>19.57</td> <td>41.06</td> <td>0.75</td> <td>200</td> <td>166</td> <td>Peak</td> </tr> <tr> <td>2</td> <td>11570.00</td> <td>46.73</td> <td>54.00</td> <td>-7.27</td> <td>28.97</td> <td>38.50</td> <td>19.57</td> <td>41.06</td> <td>0.75</td> <td>200</td> <td>166</td> <td>Average</td> </tr> <tr> <td>3</td> <td>17355.00</td> <td>65.94</td> <td>68.20</td> <td>-2.26</td> <td>48.36</td> <td>39.91</td> <td>24.10</td> <td>47.03</td> <td>0.60</td> <td>201</td> <td>268</td> <td>Peak</td> </tr> </tbody> </table>	Peak	Freq	Level	Limit	Line Margin	Read Level	Ant Factor	Cable Loss	Preamp Factor	Aux Factor	APos	TPos	Remark	1	MHz	dBuV/m	dBuV/m	dB	dBuV	dB/m	dB	dB	dB	cm	deg		1	11570.00	55.71	74.00	-18.29	37.95	38.50	19.57	41.06	0.75	200	166	Peak	2	11570.00	46.73	54.00	-7.27	28.97	38.50	19.57	41.06	0.75	200	166	Average	3	17355.00	65.94	68.20	-2.26	48.36	39.91	24.10	47.03	0.60	201	268	Peak	 <p>Site : 03CH21-HY Condition: PEAK(UNII) 3m DRH18-E_LE2C03A18EN_240711 VERTICAL</p> <table border="1"> <thead> <tr> <th>Peak</th> <th>Freq</th> <th>Level</th> <th>Limit</th> <th>Line Margin</th> <th>Read Level</th> <th>Ant Factor</th> <th>Cable Loss</th> <th>Preamp Factor</th> <th>Aux Factor</th> <th>APos</th> <th>TPos</th> <th>Remark</th> </tr> <tr> <th>1</th> <th>MHz</th> <th>dBuV/m</th> <th>dBuV/m</th> <th>dB</th> <th>dBuV</th> <th>dB/m</th> <th>dB</th> <th>dB</th> <th>dB</th> <th>cm</th> <th>deg</th> <th></th> </tr> </thead> <tbody> <tr> <td>1</td> <td>11570.00</td> <td>54.82</td> <td>74.00</td> <td>-19.18</td> <td>37.06</td> <td>38.50</td> <td>19.57</td> <td>41.06</td> <td>0.75</td> <td>301</td> <td>289</td> <td>Peak</td> </tr> <tr> <td>2</td> <td>11570.00</td> <td>46.10</td> <td>54.00</td> <td>-7.90</td> <td>28.34</td> <td>38.50</td> <td>19.57</td> <td>41.06</td> <td>0.75</td> <td>301</td> <td>289</td> <td>Average</td> </tr> <tr> <td>3</td> <td>17355.00</td> <td>63.15</td> <td>68.20</td> <td>-5.05</td> <td>45.57</td> <td>39.91</td> <td>24.10</td> <td>47.03</td> <td>0.60</td> <td>200</td> <td>280</td> <td>Peak</td> </tr> </tbody> </table>	Peak	Freq	Level	Limit	Line Margin	Read Level	Ant Factor	Cable Loss	Preamp Factor	Aux Factor	APos	TPos	Remark	1	MHz	dBuV/m	dBuV/m	dB	dBuV	dB/m	dB	dB	dB	cm	deg		1	11570.00	54.82	74.00	-19.18	37.06	38.50	19.57	41.06	0.75	301	289	Peak	2	11570.00	46.10	54.00	-7.90	28.34	38.50	19.57	41.06	0.75	301	289	Average	3	17355.00	63.15	68.20	-5.05	45.57	39.91	24.10	47.03	0.60	200	280	Peak
Peak	Freq	Level	Limit	Line Margin	Read Level	Ant Factor	Cable Loss	Preamp Factor	Aux Factor	APos	TPos	Remark																																																																																																																								
1	MHz	dBuV/m	dBuV/m	dB	dBuV	dB/m	dB	dB	dB	cm	deg																																																																																																																									
1	11570.00	55.71	74.00	-18.29	37.95	38.50	19.57	41.06	0.75	200	166	Peak																																																																																																																								
2	11570.00	46.73	54.00	-7.27	28.97	38.50	19.57	41.06	0.75	200	166	Average																																																																																																																								
3	17355.00	65.94	68.20	-2.26	48.36	39.91	24.10	47.03	0.60	201	268	Peak																																																																																																																								
Peak	Freq	Level	Limit	Line Margin	Read Level	Ant Factor	Cable Loss	Preamp Factor	Aux Factor	APos	TPos	Remark																																																																																																																								
1	MHz	dBuV/m	dBuV/m	dB	dBuV	dB/m	dB	dB	dB	cm	deg																																																																																																																									
1	11570.00	54.82	74.00	-19.18	37.06	38.50	19.57	41.06	0.75	301	289	Peak																																																																																																																								
2	11570.00	46.10	54.00	-7.90	28.34	38.50	19.57	41.06	0.75	301	289	Average																																																																																																																								
3	17355.00	63.15	68.20	-5.05	45.57	39.91	24.10	47.03	0.60	200	280	Peak																																																																																																																								
Avg																																																																																																																																				



Mode	42	
	Harmonic	
	U-NII-3_5.725-5.85_802.11ax HE20_CH157_5785MHz	
ANT	1+2	
Pol.	Horizontal	Vertical
10.6G ~18G Avg	<p>Site : 03CH21-HY Condition: AVG_54 3m DRH18-E_LE2C03A18EN_240711 HORIZONTAL</p>	<p>Site : 03CH21-HY Condition: AVG_54 3m DRH18-E_LE2C03A18EN_240711 VERTICAL</p>



Mode	43																																																																																																																						
	Band Edge																																																																																																																						
	U-NII-3_5.725-5.85_802.11ax HE20_CH165_5825MHz																																																																																																																						
ANT	1+2																																																																																																																						
Pol.	Horizontal	Fundamental																																																																																																																					
Peak	<p>Site : 03CH21-HY Condition: PEAK_BE(B4)_16-24 3m DRH18-E_LE2C03A18EN_240711 HORIZONTAL : RBW:1000.000kHz VBW:3000.000kHz SWT:Auto</p> <table border="1"> <thead> <tr> <th>Peak</th> <th>Freq</th> <th>Level</th> <th>Limit</th> <th>Line Margin</th> <th>Read</th> <th>Ant</th> <th>Cable</th> <th>Preamp</th> <th>Aux</th> <th>APos</th> <th>TPos</th> <th>Remark</th> </tr> <tr> <th></th> <th>MHz</th> <th>dBuV/m</th> <th>dBuV/m</th> <th>dB</th> <th>dBuV</th> <th>dB/m</th> <th>dB</th> <th>dB</th> <th>dB</th> <th>cm</th> <th>deg</th> <th></th> </tr> </thead> <tbody> <tr> <td>1</td> <td>5854.63</td> <td>70.79</td> <td>111.65</td> <td>-40.86</td> <td>58.67</td> <td>33.70</td> <td>13.86</td> <td>35.44</td> <td>0.00</td> <td>270</td> <td>134</td> <td>PEAK</td> </tr> <tr> <td>2</td> <td>5859.50</td> <td>71.55</td> <td>109.54</td> <td>-37.99</td> <td>59.43</td> <td>33.70</td> <td>13.86</td> <td>35.44</td> <td>0.00</td> <td>270</td> <td>134</td> <td>PEAK</td> </tr> <tr> <td>3</td> <td>5923.25</td> <td>49.55</td> <td>69.49</td> <td>-19.94</td> <td>37.44</td> <td>33.65</td> <td>13.94</td> <td>35.48</td> <td>0.00</td> <td>270</td> <td>134</td> <td>PEAK</td> </tr> <tr> <td>4</td> <td>5925.63</td> <td>50.48</td> <td>68.20</td> <td>-17.72</td> <td>38.37</td> <td>33.65</td> <td>13.94</td> <td>35.48</td> <td>0.00</td> <td>270</td> <td>134</td> <td>PEAK</td> </tr> </tbody> </table>	Peak	Freq	Level	Limit	Line Margin	Read	Ant	Cable	Preamp	Aux	APos	TPos	Remark		MHz	dBuV/m	dBuV/m	dB	dBuV	dB/m	dB	dB	dB	cm	deg		1	5854.63	70.79	111.65	-40.86	58.67	33.70	13.86	35.44	0.00	270	134	PEAK	2	5859.50	71.55	109.54	-37.99	59.43	33.70	13.86	35.44	0.00	270	134	PEAK	3	5923.25	49.55	69.49	-19.94	37.44	33.65	13.94	35.48	0.00	270	134	PEAK	4	5925.63	50.48	68.20	-17.72	38.37	33.65	13.94	35.48	0.00	270	134	PEAK	<p>Site : 03CH21-HY Condition: PEAK(UNI)I 3m DRH18-E_LE2C03A18EN_240711 HORIZONTAL : RBW:1000.000kHz VBW:3000.000kHz SWT:Auto</p> <table border="1"> <thead> <tr> <th>Peak</th> <th>Freq</th> <th>Level</th> <th>Limit</th> <th>Line Margin</th> <th>Read</th> <th>Ant</th> <th>Cable</th> <th>Preamp</th> <th>Aux</th> <th>APos</th> <th>TPos</th> <th>Remark</th> </tr> <tr> <th></th> <th>MHz</th> <th>dBuV/m</th> <th>dBuV/m</th> <th>dB</th> <th>dBuV</th> <th>dB/m</th> <th>dB</th> <th>dB</th> <th>dB</th> <th>cm</th> <th>deg</th> <th></th> </tr> </thead> <tbody> <tr> <td>1</td> <td>5825.00</td> <td>107.15</td> <td>-----</td> <td>-----</td> <td>95.05</td> <td>33.70</td> <td>13.83</td> <td>35.43</td> <td>0.00</td> <td>270</td> <td>134</td> <td>PEAK</td> </tr> </tbody> </table>	Peak	Freq	Level	Limit	Line Margin	Read	Ant	Cable	Preamp	Aux	APos	TPos	Remark		MHz	dBuV/m	dBuV/m	dB	dBuV	dB/m	dB	dB	dB	cm	deg		1	5825.00	107.15	-----	-----	95.05	33.70	13.83	35.43	0.00	270	134	PEAK
Peak	Freq	Level	Limit	Line Margin	Read	Ant	Cable	Preamp	Aux	APos	TPos	Remark																																																																																																											
	MHz	dBuV/m	dBuV/m	dB	dBuV	dB/m	dB	dB	dB	cm	deg																																																																																																												
1	5854.63	70.79	111.65	-40.86	58.67	33.70	13.86	35.44	0.00	270	134	PEAK																																																																																																											
2	5859.50	71.55	109.54	-37.99	59.43	33.70	13.86	35.44	0.00	270	134	PEAK																																																																																																											
3	5923.25	49.55	69.49	-19.94	37.44	33.65	13.94	35.48	0.00	270	134	PEAK																																																																																																											
4	5925.63	50.48	68.20	-17.72	38.37	33.65	13.94	35.48	0.00	270	134	PEAK																																																																																																											
Peak	Freq	Level	Limit	Line Margin	Read	Ant	Cable	Preamp	Aux	APos	TPos	Remark																																																																																																											
	MHz	dBuV/m	dBuV/m	dB	dBuV	dB/m	dB	dB	dB	cm	deg																																																																																																												
1	5825.00	107.15	-----	-----	95.05	33.70	13.83	35.43	0.00	270	134	PEAK																																																																																																											
Avg	Blank	<p>Site : 03CH21-HY Condition: AVG_54 3m DRH18-E_LE2C03A18EN_240711 HORIZONTAL : RBW:1000.000kHz VBW:1.100kHz SWT:Auto</p> <table border="1"> <thead> <tr> <th>Peak</th> <th>Freq</th> <th>Level</th> <th>Limit</th> <th>Line Margin</th> <th>Read</th> <th>Ant</th> <th>Cable</th> <th>Preamp</th> <th>Aux</th> <th>APos</th> <th>TPos</th> <th>Remark</th> </tr> <tr> <th></th> <th>MHz</th> <th>dBuV/m</th> <th>dBuV/m</th> <th>dB</th> <th>dBuV</th> <th>dB/m</th> <th>dB</th> <th>dB</th> <th>dB</th> <th>cm</th> <th>deg</th> <th></th> </tr> </thead> <tbody> <tr> <td>1</td> <td>5825.00</td> <td>99.35</td> <td>-----</td> <td>-----</td> <td>87.25</td> <td>33.70</td> <td>13.82</td> <td>35.42</td> <td>0.00</td> <td>270</td> <td>134</td> <td>AVERAGE</td> </tr> </tbody> </table>	Peak	Freq	Level	Limit	Line Margin	Read	Ant	Cable	Preamp	Aux	APos	TPos	Remark		MHz	dBuV/m	dBuV/m	dB	dBuV	dB/m	dB	dB	dB	cm	deg		1	5825.00	99.35	-----	-----	87.25	33.70	13.82	35.42	0.00	270	134	AVERAGE																																																																														
Peak	Freq	Level	Limit	Line Margin	Read	Ant	Cable	Preamp	Aux	APos	TPos	Remark																																																																																																											
	MHz	dBuV/m	dBuV/m	dB	dBuV	dB/m	dB	dB	dB	cm	deg																																																																																																												
1	5825.00	99.35	-----	-----	87.25	33.70	13.82	35.42	0.00	270	134	AVERAGE																																																																																																											



Mode	43																																																																																																																						
	Band Edge																																																																																																																						
	U-NII-3_5.725-5.85_802.11ax HE20_CH165_5825MHz																																																																																																																						
ANT	1+2																																																																																																																						
Pol.	Vertical	Fundamental																																																																																																																					
Peak	<p>Site : 03CH21-HY Condition: PEAK_BE(B4)_16-24 3m DRH18-E_LE2C03A18EN_240711 VERTICAL : RBW:1000.000kHz VBW:3000.000kHz SWT:Auto</p> <table border="1"> <thead> <tr> <th>Peak</th> <th>Freq</th> <th>Level</th> <th>Limit</th> <th>Line Margin</th> <th>Read Level</th> <th>Ant Factor</th> <th>Cable Loss</th> <th>Preamp Factor</th> <th>Aux Factor</th> <th>APos</th> <th>TPos</th> <th>Remark</th> </tr> <tr> <th></th> <th>MHz</th> <th>dBuV/m</th> <th>dBuV/m</th> <th>dB</th> <th>dBuV</th> <th>dB/m</th> <th>dB</th> <th>dB</th> <th>dB</th> <th>cm</th> <th>deg</th> <th></th> </tr> </thead> <tbody> <tr> <td>1</td> <td>5855.00</td> <td>84.41</td> <td>110.80</td> <td>-26.39</td> <td>72.29</td> <td>33.70</td> <td>13.86</td> <td>35.44</td> <td>0.00</td> <td>183</td> <td>226</td> <td>PEAK</td> </tr> <tr> <td>2</td> <td>5856.38</td> <td>84.16</td> <td>110.41</td> <td>-26.25</td> <td>72.04</td> <td>33.70</td> <td>13.86</td> <td>35.44</td> <td>0.00</td> <td>183</td> <td>226</td> <td>PEAK</td> </tr> <tr> <td>3</td> <td>5923.88</td> <td>60.06</td> <td>69.03</td> <td>-8.97</td> <td>47.95</td> <td>33.65</td> <td>13.94</td> <td>35.48</td> <td>0.00</td> <td>183</td> <td>226</td> <td>PEAK</td> </tr> <tr> <td>4</td> <td>5925.13</td> <td>58.85</td> <td>68.20</td> <td>-9.35</td> <td>46.74</td> <td>33.65</td> <td>13.94</td> <td>35.48</td> <td>0.00</td> <td>183</td> <td>226</td> <td>PEAK</td> </tr> </tbody> </table>	Peak	Freq	Level	Limit	Line Margin	Read Level	Ant Factor	Cable Loss	Preamp Factor	Aux Factor	APos	TPos	Remark		MHz	dBuV/m	dBuV/m	dB	dBuV	dB/m	dB	dB	dB	cm	deg		1	5855.00	84.41	110.80	-26.39	72.29	33.70	13.86	35.44	0.00	183	226	PEAK	2	5856.38	84.16	110.41	-26.25	72.04	33.70	13.86	35.44	0.00	183	226	PEAK	3	5923.88	60.06	69.03	-8.97	47.95	33.65	13.94	35.48	0.00	183	226	PEAK	4	5925.13	58.85	68.20	-9.35	46.74	33.65	13.94	35.48	0.00	183	226	PEAK	<p>Site : 03CH21-HY Condition: PEAK(UNI) 3m DRH18-E_LE2C03A18EN_240711 VERTICAL : RBW:1000.000kHz VBW:3000.000kHz SWT:Auto</p> <table border="1"> <thead> <tr> <th>Peak</th> <th>Freq</th> <th>Level</th> <th>Limit</th> <th>Line Margin</th> <th>Read Level</th> <th>Ant Factor</th> <th>Cable Loss</th> <th>Preamp Factor</th> <th>Aux Factor</th> <th>APos</th> <th>TPos</th> <th>Remark</th> </tr> <tr> <th></th> <th>MHz</th> <th>dBuV/m</th> <th>dBuV/m</th> <th>dB</th> <th>dBuV</th> <th>dB/m</th> <th>dB</th> <th>dB</th> <th>dB</th> <th>cm</th> <th>deg</th> <th></th> </tr> </thead> <tbody> <tr> <td>1</td> <td>5825.00</td> <td>118.52</td> <td>-----</td> <td>-----</td> <td>106.42</td> <td>33.70</td> <td>13.82</td> <td>35.42</td> <td>0.00</td> <td>183</td> <td>226</td> <td>PEAK</td> </tr> </tbody> </table>	Peak	Freq	Level	Limit	Line Margin	Read Level	Ant Factor	Cable Loss	Preamp Factor	Aux Factor	APos	TPos	Remark		MHz	dBuV/m	dBuV/m	dB	dBuV	dB/m	dB	dB	dB	cm	deg		1	5825.00	118.52	-----	-----	106.42	33.70	13.82	35.42	0.00	183	226	PEAK
Peak	Freq	Level	Limit	Line Margin	Read Level	Ant Factor	Cable Loss	Preamp Factor	Aux Factor	APos	TPos	Remark																																																																																																											
	MHz	dBuV/m	dBuV/m	dB	dBuV	dB/m	dB	dB	dB	cm	deg																																																																																																												
1	5855.00	84.41	110.80	-26.39	72.29	33.70	13.86	35.44	0.00	183	226	PEAK																																																																																																											
2	5856.38	84.16	110.41	-26.25	72.04	33.70	13.86	35.44	0.00	183	226	PEAK																																																																																																											
3	5923.88	60.06	69.03	-8.97	47.95	33.65	13.94	35.48	0.00	183	226	PEAK																																																																																																											
4	5925.13	58.85	68.20	-9.35	46.74	33.65	13.94	35.48	0.00	183	226	PEAK																																																																																																											
Peak	Freq	Level	Limit	Line Margin	Read Level	Ant Factor	Cable Loss	Preamp Factor	Aux Factor	APos	TPos	Remark																																																																																																											
	MHz	dBuV/m	dBuV/m	dB	dBuV	dB/m	dB	dB	dB	cm	deg																																																																																																												
1	5825.00	118.52	-----	-----	106.42	33.70	13.82	35.42	0.00	183	226	PEAK																																																																																																											
Avg	Blank	<p>Site : 03CH21-HY Condition: AVG_54 3m DRH18-E_LE2C03A18EN_240711 VERTICAL : RBW:1000.000kHz VBW:1.100kHz SWT:Auto</p> <table border="1"> <thead> <tr> <th>Peak</th> <th>Freq</th> <th>Level</th> <th>Limit</th> <th>Line Margin</th> <th>Read Level</th> <th>Ant Factor</th> <th>Cable Loss</th> <th>Preamp Factor</th> <th>Aux Factor</th> <th>APos</th> <th>TPos</th> <th>Remark</th> </tr> <tr> <th></th> <th>MHz</th> <th>dBuV/m</th> <th>dBuV/m</th> <th>dB</th> <th>dBuV</th> <th>dB/m</th> <th>dB</th> <th>dB</th> <th>dB</th> <th>cm</th> <th>deg</th> <th></th> </tr> </thead> <tbody> <tr> <td>1</td> <td>5825.00</td> <td>113.03</td> <td>-----</td> <td>-----</td> <td>100.93</td> <td>33.70</td> <td>13.82</td> <td>35.42</td> <td>0.00</td> <td>183</td> <td>226</td> <td>AVERAGE</td> </tr> </tbody> </table>	Peak	Freq	Level	Limit	Line Margin	Read Level	Ant Factor	Cable Loss	Preamp Factor	Aux Factor	APos	TPos	Remark		MHz	dBuV/m	dBuV/m	dB	dBuV	dB/m	dB	dB	dB	cm	deg		1	5825.00	113.03	-----	-----	100.93	33.70	13.82	35.42	0.00	183	226	AVERAGE																																																																														
Peak	Freq	Level	Limit	Line Margin	Read Level	Ant Factor	Cable Loss	Preamp Factor	Aux Factor	APos	TPos	Remark																																																																																																											
	MHz	dBuV/m	dBuV/m	dB	dBuV	dB/m	dB	dB	dB	cm	deg																																																																																																												
1	5825.00	113.03	-----	-----	100.93	33.70	13.82	35.42	0.00	183	226	AVERAGE																																																																																																											



Mode	43																																																																																																																																							
	Harmonic																																																																																																																																							
	U-NII-3_5.725-5.85_802.11ax HE20_CH165_5825MHz																																																																																																																																							
ANT	1+2																																																																																																																																							
Pol.	Horizontal	Vertical																																																																																																																																						
Peak Avg	<p>Site : 03CH21-HY Condition: PEAK(UNII) 3m DRH18-E_LE2C03A18EN_240711 HORIZONTAL</p> <table border="1"> <thead> <tr> <th>Limit</th> <th>Read</th> <th>Ant</th> <th>Cable</th> <th>Preamp</th> <th>Aux</th> <th>APos</th> <th>TPos</th> <th>Remark</th> </tr> <tr> <th>Freq</th> <th>Level</th> <th>Line Margin</th> <th>Level</th> <th>Factor</th> <th>Loss Factor</th> <th>Factor</th> <th></th> <th></th> </tr> <tr> <th>MHz</th> <th>dBuV/m</th> <th>dBuV/m</th> <th>dB</th> <th>dBuV</th> <th>dB/m</th> <th>dB</th> <th>dB</th> <th>cm</th> <th>deg</th> </tr> </thead> <tbody> <tr> <td>1</td> <td>11650.00</td> <td>53.98</td> <td>74.00</td> <td>-20.02</td> <td>36.22</td> <td>38.50</td> <td>19.64</td> <td>41.13</td> <td>0.75</td> <td>200</td> <td>165</td> <td>Peak</td> </tr> <tr> <td>2</td> <td>11650.00</td> <td>45.06</td> <td>54.00</td> <td>-8.94</td> <td>27.30</td> <td>38.50</td> <td>19.64</td> <td>41.13</td> <td>0.75</td> <td>200</td> <td>165</td> <td>Average</td> </tr> <tr> <td>3</td> <td>17475.00</td> <td>66.08</td> <td>68.20</td> <td>-2.12</td> <td>48.32</td> <td>40.05</td> <td>24.20</td> <td>47.10</td> <td>0.61</td> <td>201</td> <td>265</td> <td>Peak</td> </tr> </tbody> </table>	Limit	Read	Ant	Cable	Preamp	Aux	APos	TPos	Remark	Freq	Level	Line Margin	Level	Factor	Loss Factor	Factor			MHz	dBuV/m	dBuV/m	dB	dBuV	dB/m	dB	dB	cm	deg	1	11650.00	53.98	74.00	-20.02	36.22	38.50	19.64	41.13	0.75	200	165	Peak	2	11650.00	45.06	54.00	-8.94	27.30	38.50	19.64	41.13	0.75	200	165	Average	3	17475.00	66.08	68.20	-2.12	48.32	40.05	24.20	47.10	0.61	201	265	Peak	<p>Site : 03CH21-HY Condition: PEAK(UNII) 3m DRH18-E_LE2C03A18EN_240711 VERTICAL</p> <table border="1"> <thead> <tr> <th>Limit</th> <th>Read</th> <th>Ant</th> <th>Cable</th> <th>Preamp</th> <th>Aux</th> <th>APos</th> <th>TPos</th> <th>Remark</th> </tr> <tr> <th>Freq</th> <th>Level</th> <th>Line Margin</th> <th>Level</th> <th>Factor</th> <th>Loss Factor</th> <th>Factor</th> <th></th> <th></th> </tr> <tr> <th>MHz</th> <th>dBuV/m</th> <th>dBuV/m</th> <th>dB</th> <th>dBuV</th> <th>dB/m</th> <th>dB</th> <th>dB</th> <th>cm</th> <th>deg</th> </tr> </thead> <tbody> <tr> <td>1</td> <td>11650.00</td> <td>55.17</td> <td>74.00</td> <td>-18.83</td> <td>37.41</td> <td>38.50</td> <td>19.64</td> <td>41.13</td> <td>0.75</td> <td>100</td> <td>300</td> <td>Peak</td> </tr> <tr> <td>2</td> <td>11650.00</td> <td>45.53</td> <td>54.00</td> <td>-8.47</td> <td>27.77</td> <td>38.50</td> <td>19.64</td> <td>41.13</td> <td>0.75</td> <td>100</td> <td>300</td> <td>Average</td> </tr> <tr> <td>3</td> <td>17475.00</td> <td>64.73</td> <td>68.20</td> <td>-3.47</td> <td>46.97</td> <td>40.05</td> <td>24.20</td> <td>47.10</td> <td>0.61</td> <td>233</td> <td>285</td> <td>Peak</td> </tr> </tbody> </table>	Limit	Read	Ant	Cable	Preamp	Aux	APos	TPos	Remark	Freq	Level	Line Margin	Level	Factor	Loss Factor	Factor			MHz	dBuV/m	dBuV/m	dB	dBuV	dB/m	dB	dB	cm	deg	1	11650.00	55.17	74.00	-18.83	37.41	38.50	19.64	41.13	0.75	100	300	Peak	2	11650.00	45.53	54.00	-8.47	27.77	38.50	19.64	41.13	0.75	100	300	Average	3	17475.00	64.73	68.20	-3.47	46.97	40.05	24.20	47.10	0.61	233	285	Peak
Limit	Read	Ant	Cable	Preamp	Aux	APos	TPos	Remark																																																																																																																																
Freq	Level	Line Margin	Level	Factor	Loss Factor	Factor																																																																																																																																		
MHz	dBuV/m	dBuV/m	dB	dBuV	dB/m	dB	dB	cm	deg																																																																																																																															
1	11650.00	53.98	74.00	-20.02	36.22	38.50	19.64	41.13	0.75	200	165	Peak																																																																																																																												
2	11650.00	45.06	54.00	-8.94	27.30	38.50	19.64	41.13	0.75	200	165	Average																																																																																																																												
3	17475.00	66.08	68.20	-2.12	48.32	40.05	24.20	47.10	0.61	201	265	Peak																																																																																																																												
Limit	Read	Ant	Cable	Preamp	Aux	APos	TPos	Remark																																																																																																																																
Freq	Level	Line Margin	Level	Factor	Loss Factor	Factor																																																																																																																																		
MHz	dBuV/m	dBuV/m	dB	dBuV	dB/m	dB	dB	cm	deg																																																																																																																															
1	11650.00	55.17	74.00	-18.83	37.41	38.50	19.64	41.13	0.75	100	300	Peak																																																																																																																												
2	11650.00	45.53	54.00	-8.47	27.77	38.50	19.64	41.13	0.75	100	300	Average																																																																																																																												
3	17475.00	64.73	68.20	-3.47	46.97	40.05	24.20	47.10	0.61	233	285	Peak																																																																																																																												



Mode	43	
	Harmonic	
	U-NII-3_5.725-5.85_802.11ax HE20_CH165_5825MHz	
ANT	1+2	
Pol.	Horizontal	Vertical
10.6G ~18G Avg	<p>Site : 03CH21-HY Condition: AVG_54 3m DRH18-E_LE2C03A18EN_240711 HORIZONTAL</p>	<p>Site : 03CH21-HY Condition: AVG_54 3m DRH18-E_LE2C03A18EN_240711 VERTICAL</p>



Mode	44																																																																																																																						
	Band Edge - L																																																																																																																						
	U-NII-3_5.725-5.85_802.11ax HE40_CH151_5755MHz																																																																																																																						
ANT	1+2																																																																																																																						
Pol.	Horizontal	Fundamental																																																																																																																					
Peak	<p>Site : 03CH21-HY Condition: PEAK_BE(B4)_16-24 3m DRH18-E_LE2C03A18EN_240711 HORIZONTAL : RBW:1000.000kHz VBW:3000.000kHz SWT:Auto</p> <table border="1"> <thead> <tr> <th>Peak</th> <th>Freq</th> <th>Level</th> <th>Limit</th> <th>Line Margin</th> <th>Read Level</th> <th>Ant Factor</th> <th>Cable Loss</th> <th>Preamp Factor</th> <th>Aux Factor</th> <th>APos</th> <th>TPos</th> <th>Remark</th> </tr> <tr> <th></th> <th>MHz</th> <th>dBuV/m</th> <th>dBuV/m</th> <th>dB</th> <th>dBuV</th> <th>dB/m</th> <th>dB</th> <th>dB</th> <th>dB</th> <th>cm</th> <th>deg</th> <th></th> </tr> </thead> <tbody> <tr> <td>1</td> <td>5629.45</td> <td>48.87</td> <td>68.20</td> <td>-19.33</td> <td>37.52</td> <td>33.08</td> <td>13.59</td> <td>35.32</td> <td>0.00</td> <td>193</td> <td>59</td> <td>PEAK</td> </tr> <tr> <td>2</td> <td>5650.84</td> <td>48.25</td> <td>68.82</td> <td>-20.57</td> <td>36.76</td> <td>33.21</td> <td>13.61</td> <td>35.33</td> <td>0.00</td> <td>193</td> <td>59</td> <td>PEAK</td> </tr> <tr> <td>3</td> <td>5717.03</td> <td>67.06</td> <td>109.97</td> <td>-42.91</td> <td>55.17</td> <td>33.57</td> <td>13.69</td> <td>35.37</td> <td>0.00</td> <td>193</td> <td>59</td> <td>PEAK</td> </tr> <tr> <td>4</td> <td>5728.75</td> <td>64.09</td> <td>112.50</td> <td>-48.41</td> <td>52.19</td> <td>33.58</td> <td>13.69</td> <td>35.37</td> <td>0.00</td> <td>193</td> <td>59</td> <td>PEAK</td> </tr> </tbody> </table>	Peak	Freq	Level	Limit	Line Margin	Read Level	Ant Factor	Cable Loss	Preamp Factor	Aux Factor	APos	TPos	Remark		MHz	dBuV/m	dBuV/m	dB	dBuV	dB/m	dB	dB	dB	cm	deg		1	5629.45	48.87	68.20	-19.33	37.52	33.08	13.59	35.32	0.00	193	59	PEAK	2	5650.84	48.25	68.82	-20.57	36.76	33.21	13.61	35.33	0.00	193	59	PEAK	3	5717.03	67.06	109.97	-42.91	55.17	33.57	13.69	35.37	0.00	193	59	PEAK	4	5728.75	64.09	112.50	-48.41	52.19	33.58	13.69	35.37	0.00	193	59	PEAK	<p>Site : 03CH21-HY Condition: PEAK(UNI)I 3m DRH18-E_LE2C03A18EN_240711 HORIZONTAL : RBW:1000.000kHz VBW:3000.000kHz SWT:Auto</p> <table border="1"> <thead> <tr> <th>Peak</th> <th>Freq</th> <th>Level</th> <th>Limit</th> <th>Line Margin</th> <th>Read Level</th> <th>Ant Factor</th> <th>Cable Loss</th> <th>Preamp Factor</th> <th>Aux Factor</th> <th>APos</th> <th>TPos</th> <th>Remark</th> </tr> <tr> <th></th> <th>MHz</th> <th>dBuV/m</th> <th>dBuV/m</th> <th>dB</th> <th>dBuV</th> <th>dB/m</th> <th>dB</th> <th>dB</th> <th>dB</th> <th>cm</th> <th>deg</th> <th></th> </tr> </thead> <tbody> <tr> <td>1</td> <td>5755.00</td> <td>102.73</td> <td>-----</td> <td>-----</td> <td>90.69</td> <td>33.70</td> <td>13.73</td> <td>35.39</td> <td>0.00</td> <td>193</td> <td>59</td> <td>PEAK</td> </tr> </tbody> </table>	Peak	Freq	Level	Limit	Line Margin	Read Level	Ant Factor	Cable Loss	Preamp Factor	Aux Factor	APos	TPos	Remark		MHz	dBuV/m	dBuV/m	dB	dBuV	dB/m	dB	dB	dB	cm	deg		1	5755.00	102.73	-----	-----	90.69	33.70	13.73	35.39	0.00	193	59	PEAK
Peak	Freq	Level	Limit	Line Margin	Read Level	Ant Factor	Cable Loss	Preamp Factor	Aux Factor	APos	TPos	Remark																																																																																																											
	MHz	dBuV/m	dBuV/m	dB	dBuV	dB/m	dB	dB	dB	cm	deg																																																																																																												
1	5629.45	48.87	68.20	-19.33	37.52	33.08	13.59	35.32	0.00	193	59	PEAK																																																																																																											
2	5650.84	48.25	68.82	-20.57	36.76	33.21	13.61	35.33	0.00	193	59	PEAK																																																																																																											
3	5717.03	67.06	109.97	-42.91	55.17	33.57	13.69	35.37	0.00	193	59	PEAK																																																																																																											
4	5728.75	64.09	112.50	-48.41	52.19	33.58	13.69	35.37	0.00	193	59	PEAK																																																																																																											
Peak	Freq	Level	Limit	Line Margin	Read Level	Ant Factor	Cable Loss	Preamp Factor	Aux Factor	APos	TPos	Remark																																																																																																											
	MHz	dBuV/m	dBuV/m	dB	dBuV	dB/m	dB	dB	dB	cm	deg																																																																																																												
1	5755.00	102.73	-----	-----	90.69	33.70	13.73	35.39	0.00	193	59	PEAK																																																																																																											
Avg	Blank	<p>Site : 03CH21-HY Condition: AVG_54 3m DRH18-E_LE2C03A18EN_240711 HORIZONTAL : RBW:1000.000kHz VBW:2.000kHz SWT:Auto</p> <table border="1"> <thead> <tr> <th>Peak</th> <th>Freq</th> <th>Level</th> <th>Limit</th> <th>Line Margin</th> <th>Read Level</th> <th>Ant Factor</th> <th>Cable Loss</th> <th>Preamp Factor</th> <th>Aux Factor</th> <th>APos</th> <th>TPos</th> <th>Remark</th> </tr> <tr> <th></th> <th>MHz</th> <th>dBuV/m</th> <th>dBuV/m</th> <th>dB</th> <th>dBuV</th> <th>dB/m</th> <th>dB</th> <th>dB</th> <th>dB</th> <th>cm</th> <th>deg</th> <th></th> </tr> </thead> <tbody> <tr> <td>1</td> <td>5755.00</td> <td>96.24</td> <td>-----</td> <td>-----</td> <td>84.20</td> <td>33.70</td> <td>13.73</td> <td>35.39</td> <td>0.00</td> <td>193</td> <td>59</td> <td>AVERAGE</td> </tr> </tbody> </table>	Peak	Freq	Level	Limit	Line Margin	Read Level	Ant Factor	Cable Loss	Preamp Factor	Aux Factor	APos	TPos	Remark		MHz	dBuV/m	dBuV/m	dB	dBuV	dB/m	dB	dB	dB	cm	deg		1	5755.00	96.24	-----	-----	84.20	33.70	13.73	35.39	0.00	193	59	AVERAGE																																																																														
Peak	Freq	Level	Limit	Line Margin	Read Level	Ant Factor	Cable Loss	Preamp Factor	Aux Factor	APos	TPos	Remark																																																																																																											
	MHz	dBuV/m	dBuV/m	dB	dBuV	dB/m	dB	dB	dB	cm	deg																																																																																																												
1	5755.00	96.24	-----	-----	84.20	33.70	13.73	35.39	0.00	193	59	AVERAGE																																																																																																											



Mode	44																																																																																	
	Band Edge - R																																																																																	
	U-NII-3_5.725-5.85_802.11ax HE40_CH151_5755MHz																																																																																	
ANT	1+2																																																																																	
Pol.	Horizontal	Fundamental																																																																																
Peak	<p>Site : 03CH21-HY Condition: PEAK_BE(B4)_16-24 3m DRH18-E_LE2C03A18EN_240711 HORIZONTAL : RBW:1000.000kHz VBW:3000.000kHz SWT:Auto</p> <table border="1"> <thead> <tr> <th>Peak</th> <th>Freq</th> <th>Level</th> <th>Limit</th> <th>Line</th> <th>Margin</th> <th>Read</th> <th>Ant</th> <th>Cable</th> <th>Preamp</th> <th>Aux</th> <th>APos</th> <th>TPos</th> <th>Remark</th> </tr> <tr> <th></th> <th>MHz</th> <th>dBuV/m</th> <th>dBuV/m</th> <th>dB</th> <th>dB</th> <th>dBuV</th> <th>dB/m</th> <th>dB</th> <th>dB</th> <th>dB</th> <th>cm</th> <th>deg</th> <th></th> </tr> </thead> <tbody> <tr> <td>1</td> <td>5854.84</td> <td>47.44</td> <td>111.17</td> <td>-63.73</td> <td>35.32</td> <td>33.70</td> <td>13.86</td> <td>35.44</td> <td>0.00</td> <td>193</td> <td>59</td> <td>PEAK</td> </tr> <tr> <td>2</td> <td>5871.42</td> <td>49.24</td> <td>106.20</td> <td>-56.96</td> <td>37.11</td> <td>33.70</td> <td>13.88</td> <td>35.45</td> <td>0.00</td> <td>193</td> <td>59</td> <td>PEAK</td> </tr> <tr> <td>3</td> <td>5924.85</td> <td>47.82</td> <td>68.31</td> <td>-20.49</td> <td>35.71</td> <td>33.65</td> <td>13.94</td> <td>35.48</td> <td>0.00</td> <td>193</td> <td>59</td> <td>PEAK</td> </tr> <tr> <td>4</td> <td>5946.10</td> <td>48.79</td> <td>68.20</td> <td>-19.41</td> <td>36.70</td> <td>33.61</td> <td>13.97</td> <td>35.49</td> <td>0.00</td> <td>193</td> <td>59</td> <td>PEAK</td> </tr> </tbody> </table>	Peak	Freq	Level	Limit	Line	Margin	Read	Ant	Cable	Preamp	Aux	APos	TPos	Remark		MHz	dBuV/m	dBuV/m	dB	dB	dBuV	dB/m	dB	dB	dB	cm	deg		1	5854.84	47.44	111.17	-63.73	35.32	33.70	13.86	35.44	0.00	193	59	PEAK	2	5871.42	49.24	106.20	-56.96	37.11	33.70	13.88	35.45	0.00	193	59	PEAK	3	5924.85	47.82	68.31	-20.49	35.71	33.65	13.94	35.48	0.00	193	59	PEAK	4	5946.10	48.79	68.20	-19.41	36.70	33.61	13.97	35.49	0.00	193	59	PEAK	Blank
Peak	Freq	Level	Limit	Line	Margin	Read	Ant	Cable	Preamp	Aux	APos	TPos	Remark																																																																					
	MHz	dBuV/m	dBuV/m	dB	dB	dBuV	dB/m	dB	dB	dB	cm	deg																																																																						
1	5854.84	47.44	111.17	-63.73	35.32	33.70	13.86	35.44	0.00	193	59	PEAK																																																																						
2	5871.42	49.24	106.20	-56.96	37.11	33.70	13.88	35.45	0.00	193	59	PEAK																																																																						
3	5924.85	47.82	68.31	-20.49	35.71	33.65	13.94	35.48	0.00	193	59	PEAK																																																																						
4	5946.10	48.79	68.20	-19.41	36.70	33.61	13.97	35.49	0.00	193	59	PEAK																																																																						



Mode	44																																																																																																																						
	Band Edge - L																																																																																																																						
	U-NII-3_5.725-5.85_802.11ax HE40_CH151_5755MHz																																																																																																																						
ANT	1+2																																																																																																																						
Pol.	Vertical	Fundamental																																																																																																																					
Peak	<p>Site : 03CH21-HY Condition: PEAK_BE(B4)_16-24 3m DRH18-E_LE2C03A18EN_240711 VERTICAL : RBW:1000.000kHz VBW:3000.000kHz SWT:Auto</p> <table border="1"> <thead> <tr> <th>Peak</th> <th>Freq</th> <th>Level</th> <th>Limit</th> <th>Line Margin</th> <th>Read</th> <th>Ant</th> <th>Cable</th> <th>Preamp</th> <th>Aux</th> <th>APos</th> <th>TPos</th> <th>Remark</th> </tr> <tr> <th></th> <th>MHz</th> <th>dBuV/m</th> <th>dBuV/m</th> <th>dB</th> <th>dBuV</th> <th>dB/m</th> <th>dB</th> <th>dB</th> <th>dB</th> <th>cm</th> <th>deg</th> <th></th> </tr> </thead> <tbody> <tr> <td>1</td> <td>5643.56</td> <td>56.11</td> <td>68.20</td> <td>-12.09</td> <td>44.68</td> <td>33.16</td> <td>13.60</td> <td>35.33</td> <td>0.00</td> <td>188</td> <td>336</td> <td>PEAK</td> </tr> <tr> <td>2</td> <td>5659.83</td> <td>64.18</td> <td>75.50</td> <td>-11.32</td> <td>52.64</td> <td>33.26</td> <td>13.62</td> <td>35.34</td> <td>0.00</td> <td>188</td> <td>336</td> <td>PEAK</td> </tr> <tr> <td>3</td> <td>5717.18</td> <td>82.72</td> <td>110.01</td> <td>-27.29</td> <td>70.83</td> <td>33.57</td> <td>13.69</td> <td>35.37</td> <td>0.00</td> <td>188</td> <td>336</td> <td>PEAK</td> </tr> <tr> <td>4</td> <td>5721.21</td> <td>81.32</td> <td>113.56</td> <td>-32.24</td> <td>69.41</td> <td>33.58</td> <td>13.70</td> <td>35.37</td> <td>0.00</td> <td>188</td> <td>336</td> <td>PEAK</td> </tr> </tbody> </table>	Peak	Freq	Level	Limit	Line Margin	Read	Ant	Cable	Preamp	Aux	APos	TPos	Remark		MHz	dBuV/m	dBuV/m	dB	dBuV	dB/m	dB	dB	dB	cm	deg		1	5643.56	56.11	68.20	-12.09	44.68	33.16	13.60	35.33	0.00	188	336	PEAK	2	5659.83	64.18	75.50	-11.32	52.64	33.26	13.62	35.34	0.00	188	336	PEAK	3	5717.18	82.72	110.01	-27.29	70.83	33.57	13.69	35.37	0.00	188	336	PEAK	4	5721.21	81.32	113.56	-32.24	69.41	33.58	13.70	35.37	0.00	188	336	PEAK	<p>Site : 03CH21-HY Condition: PEAK(UNI) 3m DRH18-E_LE2C03A18EN_240711 VERTICAL : RBW:1000.000kHz VBW:3000.000kHz SWT:Auto</p> <table border="1"> <thead> <tr> <th>Peak</th> <th>Freq</th> <th>Level</th> <th>Limit</th> <th>Line Margin</th> <th>Read</th> <th>Ant</th> <th>Cable</th> <th>Preamp</th> <th>Aux</th> <th>APos</th> <th>TPos</th> <th>Remark</th> </tr> <tr> <th></th> <th>MHz</th> <th>dBuV/m</th> <th>dBuV/m</th> <th>dB</th> <th>dBuV</th> <th>dB/m</th> <th>dB</th> <th>dB</th> <th>dB</th> <th>cm</th> <th>deg</th> <th></th> </tr> </thead> <tbody> <tr> <td>1</td> <td>5755.00</td> <td>117.51</td> <td>-----</td> <td>-----</td> <td>105.48</td> <td>33.68</td> <td>13.73</td> <td>35.38</td> <td>0.00</td> <td>188</td> <td>336</td> <td>PEAK</td> </tr> </tbody> </table>	Peak	Freq	Level	Limit	Line Margin	Read	Ant	Cable	Preamp	Aux	APos	TPos	Remark		MHz	dBuV/m	dBuV/m	dB	dBuV	dB/m	dB	dB	dB	cm	deg		1	5755.00	117.51	-----	-----	105.48	33.68	13.73	35.38	0.00	188	336	PEAK
Peak	Freq	Level	Limit	Line Margin	Read	Ant	Cable	Preamp	Aux	APos	TPos	Remark																																																																																																											
	MHz	dBuV/m	dBuV/m	dB	dBuV	dB/m	dB	dB	dB	cm	deg																																																																																																												
1	5643.56	56.11	68.20	-12.09	44.68	33.16	13.60	35.33	0.00	188	336	PEAK																																																																																																											
2	5659.83	64.18	75.50	-11.32	52.64	33.26	13.62	35.34	0.00	188	336	PEAK																																																																																																											
3	5717.18	82.72	110.01	-27.29	70.83	33.57	13.69	35.37	0.00	188	336	PEAK																																																																																																											
4	5721.21	81.32	113.56	-32.24	69.41	33.58	13.70	35.37	0.00	188	336	PEAK																																																																																																											
Peak	Freq	Level	Limit	Line Margin	Read	Ant	Cable	Preamp	Aux	APos	TPos	Remark																																																																																																											
	MHz	dBuV/m	dBuV/m	dB	dBuV	dB/m	dB	dB	dB	cm	deg																																																																																																												
1	5755.00	117.51	-----	-----	105.48	33.68	13.73	35.38	0.00	188	336	PEAK																																																																																																											
Avg	Blank	<p>Site : 03CH21-HY Condition: AVG_54 3m DRH18-E_LE2C03A18EN_240711 VERTICAL : RBW:1000.000kHz VBW:2.000kHz SWT:Auto</p> <table border="1"> <thead> <tr> <th>Peak</th> <th>Freq</th> <th>Level</th> <th>Limit</th> <th>Line Margin</th> <th>Read</th> <th>Ant</th> <th>Cable</th> <th>Preamp</th> <th>Aux</th> <th>APos</th> <th>TPos</th> <th>Remark</th> </tr> <tr> <th></th> <th>MHz</th> <th>dBuV/m</th> <th>dBuV/m</th> <th>dB</th> <th>dBuV</th> <th>dB/m</th> <th>dB</th> <th>dB</th> <th>dB</th> <th>cm</th> <th>deg</th> <th></th> </tr> </thead> <tbody> <tr> <td>1</td> <td>5755.00</td> <td>110.37</td> <td>-----</td> <td>-----</td> <td>98.33</td> <td>33.70</td> <td>13.73</td> <td>35.39</td> <td>0.00</td> <td>188</td> <td>336</td> <td>AVERAGE</td> </tr> </tbody> </table>	Peak	Freq	Level	Limit	Line Margin	Read	Ant	Cable	Preamp	Aux	APos	TPos	Remark		MHz	dBuV/m	dBuV/m	dB	dBuV	dB/m	dB	dB	dB	cm	deg		1	5755.00	110.37	-----	-----	98.33	33.70	13.73	35.39	0.00	188	336	AVERAGE																																																																														
Peak	Freq	Level	Limit	Line Margin	Read	Ant	Cable	Preamp	Aux	APos	TPos	Remark																																																																																																											
	MHz	dBuV/m	dBuV/m	dB	dBuV	dB/m	dB	dB	dB	cm	deg																																																																																																												
1	5755.00	110.37	-----	-----	98.33	33.70	13.73	35.39	0.00	188	336	AVERAGE																																																																																																											



Mode	44																																																																																				
	Band Edge - R																																																																																				
	U-NII-3_5.725-5.85_802.11ax HE40_CH151_5755MHz																																																																																				
ANT	1+2																																																																																				
Pol.	Vertical	Fundamental																																																																																			
Peak	<p>Site : 03CH21-HY Condition: PEAK_BE(B4)_16-24 3m DRH18-E_LE2C03A18EN_240711 VERTICAL : RBW:1000.000kHz VBW:3000.000kHz SMT:Auto</p> <table border="1"> <thead> <tr> <th></th> <th>Limit</th> <th>Read</th> <th>Ant</th> <th>Cable</th> <th>Preamp</th> <th>Aux</th> <th>APos</th> <th>TPos</th> <th>Remark</th> </tr> <tr> <th>Freq</th> <th>Level</th> <th>Line</th> <th>Margin</th> <th>Level</th> <th>Factor</th> <th>Loss</th> <th>Factor</th> <th>Factor</th> <th></th> </tr> <tr> <th></th> <th>MHz</th> <th>dBuV/m</th> <th>dBuV/m</th> <th>dB</th> <th>dBuV</th> <th>dB/m</th> <th>dB</th> <th>dB</th> <th>cm</th> <th>deg</th> </tr> </thead> <tbody> <tr> <td>1</td> <td>5853.48</td> <td>55.73</td> <td>114.28</td> <td>-58.55</td> <td>43.62</td> <td>33.70</td> <td>13.85</td> <td>35.44</td> <td>0.00</td> <td>188</td> <td>336</td> <td>PEAK</td> </tr> <tr> <td>2</td> <td>5858.55</td> <td>54.49</td> <td>109.81</td> <td>-55.32</td> <td>42.37</td> <td>33.70</td> <td>13.86</td> <td>35.44</td> <td>0.00</td> <td>188</td> <td>336</td> <td>PEAK</td> </tr> <tr> <td>3</td> <td>5924.07</td> <td>51.51</td> <td>68.89</td> <td>-17.38</td> <td>39.40</td> <td>33.65</td> <td>13.94</td> <td>35.48</td> <td>0.00</td> <td>188</td> <td>336</td> <td>PEAK</td> </tr> <tr> <td>4</td> <td>5941.42</td> <td>50.92</td> <td>68.20</td> <td>-17.28</td> <td>38.83</td> <td>33.62</td> <td>13.96</td> <td>35.49</td> <td>0.00</td> <td>188</td> <td>336</td> <td>PEAK</td> </tr> </tbody> </table>		Limit	Read	Ant	Cable	Preamp	Aux	APos	TPos	Remark	Freq	Level	Line	Margin	Level	Factor	Loss	Factor	Factor			MHz	dBuV/m	dBuV/m	dB	dBuV	dB/m	dB	dB	cm	deg	1	5853.48	55.73	114.28	-58.55	43.62	33.70	13.85	35.44	0.00	188	336	PEAK	2	5858.55	54.49	109.81	-55.32	42.37	33.70	13.86	35.44	0.00	188	336	PEAK	3	5924.07	51.51	68.89	-17.38	39.40	33.65	13.94	35.48	0.00	188	336	PEAK	4	5941.42	50.92	68.20	-17.28	38.83	33.62	13.96	35.49	0.00	188	336	PEAK	Blank
	Limit	Read	Ant	Cable	Preamp	Aux	APos	TPos	Remark																																																																												
Freq	Level	Line	Margin	Level	Factor	Loss	Factor	Factor																																																																													
	MHz	dBuV/m	dBuV/m	dB	dBuV	dB/m	dB	dB	cm	deg																																																																											
1	5853.48	55.73	114.28	-58.55	43.62	33.70	13.85	35.44	0.00	188	336	PEAK																																																																									
2	5858.55	54.49	109.81	-55.32	42.37	33.70	13.86	35.44	0.00	188	336	PEAK																																																																									
3	5924.07	51.51	68.89	-17.38	39.40	33.65	13.94	35.48	0.00	188	336	PEAK																																																																									
4	5941.42	50.92	68.20	-17.28	38.83	33.62	13.96	35.49	0.00	188	336	PEAK																																																																									

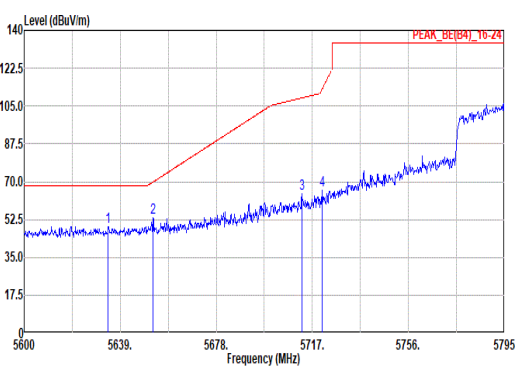
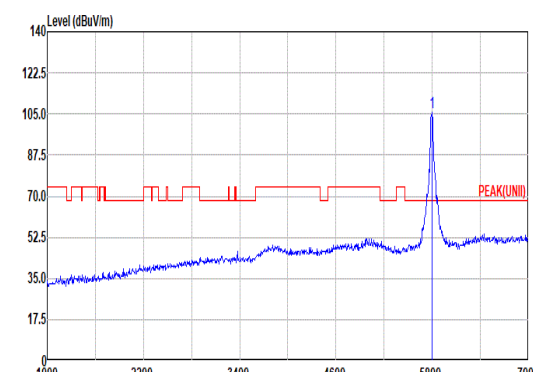
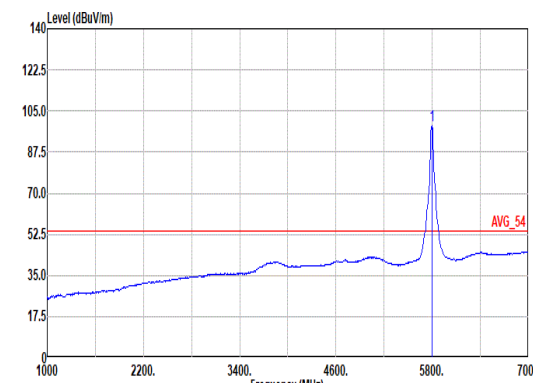


Mode	44																																																																																																																																							
	Harmonic																																																																																																																																							
	U-NII-3_5.725-5.85_802.11ax HE40_CH151_5755MHz																																																																																																																																							
ANT	1+2																																																																																																																																							
Pol.	Horizontal	Vertical																																																																																																																																						
Peak Avg	<p>Site : 03CH21-HY Condition: PEAK(UNII) 3m DRH18-E_LE2C03A18EN_240711 HORIZONTAL</p> <table border="1"> <thead> <tr> <th>Limit</th> <th>Read</th> <th>Ant</th> <th>Cable</th> <th>Preamp</th> <th>Aux</th> <th>APos</th> <th>TPos</th> <th>Remark</th> </tr> <tr> <th>Freq</th> <th>Level</th> <th>Line Margin</th> <th>Level</th> <th>Factor</th> <th>Loss Factor</th> <th>Factor</th> <th></th> <th></th> </tr> <tr> <th>MHz</th> <th>dBuV/m</th> <th>dBuV/m</th> <th>dB</th> <th>dBuV</th> <th>dB/m</th> <th>dB</th> <th>dB</th> <th>cm</th> <th>deg</th> </tr> </thead> <tbody> <tr> <td>1</td> <td>11510.00</td> <td>54.55</td> <td>74.00</td> <td>-19.45</td> <td>36.81</td> <td>38.50</td> <td>19.51</td> <td>41.02</td> <td>0.75</td> <td>100</td> <td>188</td> <td>PEAK</td> </tr> <tr> <td>2</td> <td>11510.00</td> <td>43.69</td> <td>54.00</td> <td>-10.31</td> <td>25.95</td> <td>38.50</td> <td>19.51</td> <td>41.02</td> <td>0.75</td> <td>100</td> <td>188</td> <td>AVERAGE</td> </tr> <tr> <td>3</td> <td>17265.00</td> <td>61.03</td> <td>68.20</td> <td>-7.17</td> <td>43.48</td> <td>39.90</td> <td>24.03</td> <td>46.98</td> <td>0.60</td> <td>203</td> <td>243</td> <td>PEAK</td> </tr> </tbody> </table>	Limit	Read	Ant	Cable	Preamp	Aux	APos	TPos	Remark	Freq	Level	Line Margin	Level	Factor	Loss Factor	Factor			MHz	dBuV/m	dBuV/m	dB	dBuV	dB/m	dB	dB	cm	deg	1	11510.00	54.55	74.00	-19.45	36.81	38.50	19.51	41.02	0.75	100	188	PEAK	2	11510.00	43.69	54.00	-10.31	25.95	38.50	19.51	41.02	0.75	100	188	AVERAGE	3	17265.00	61.03	68.20	-7.17	43.48	39.90	24.03	46.98	0.60	203	243	PEAK	<p>Site : 03CH21-HY Condition: PEAK(UNII) 3m DRH18-E_LE2C03A18EN_240711 VERTICAL</p> <table border="1"> <thead> <tr> <th>Limit</th> <th>Read</th> <th>Ant</th> <th>Cable</th> <th>Preamp</th> <th>Aux</th> <th>APos</th> <th>TPos</th> <th>Remark</th> </tr> <tr> <th>Freq</th> <th>Level</th> <th>Line Margin</th> <th>Level</th> <th>Factor</th> <th>Loss Factor</th> <th>Factor</th> <th></th> <th></th> </tr> <tr> <th>MHz</th> <th>dBuV/m</th> <th>dBuV/m</th> <th>dB</th> <th>dBuV</th> <th>dB/m</th> <th>dB</th> <th>dB</th> <th>cm</th> <th>deg</th> </tr> </thead> <tbody> <tr> <td>1</td> <td>11510.00</td> <td>54.55</td> <td>74.00</td> <td>-19.45</td> <td>36.81</td> <td>38.50</td> <td>19.51</td> <td>41.02</td> <td>0.75</td> <td>289</td> <td>292</td> <td>PEAK</td> </tr> <tr> <td>2</td> <td>11510.00</td> <td>43.17</td> <td>54.00</td> <td>-10.83</td> <td>25.43</td> <td>38.50</td> <td>19.51</td> <td>41.02</td> <td>0.75</td> <td>209</td> <td>292</td> <td>AVERAGE</td> </tr> <tr> <td>3</td> <td>17265.00</td> <td>60.59</td> <td>68.20</td> <td>-7.61</td> <td>43.04</td> <td>39.90</td> <td>24.03</td> <td>46.98</td> <td>0.60</td> <td>210</td> <td>285</td> <td>PEAK</td> </tr> </tbody> </table>	Limit	Read	Ant	Cable	Preamp	Aux	APos	TPos	Remark	Freq	Level	Line Margin	Level	Factor	Loss Factor	Factor			MHz	dBuV/m	dBuV/m	dB	dBuV	dB/m	dB	dB	cm	deg	1	11510.00	54.55	74.00	-19.45	36.81	38.50	19.51	41.02	0.75	289	292	PEAK	2	11510.00	43.17	54.00	-10.83	25.43	38.50	19.51	41.02	0.75	209	292	AVERAGE	3	17265.00	60.59	68.20	-7.61	43.04	39.90	24.03	46.98	0.60	210	285	PEAK
	Limit	Read	Ant	Cable	Preamp	Aux	APos	TPos	Remark																																																																																																																															
Freq	Level	Line Margin	Level	Factor	Loss Factor	Factor																																																																																																																																		
MHz	dBuV/m	dBuV/m	dB	dBuV	dB/m	dB	dB	cm	deg																																																																																																																															
1	11510.00	54.55	74.00	-19.45	36.81	38.50	19.51	41.02	0.75	100	188	PEAK																																																																																																																												
2	11510.00	43.69	54.00	-10.31	25.95	38.50	19.51	41.02	0.75	100	188	AVERAGE																																																																																																																												
3	17265.00	61.03	68.20	-7.17	43.48	39.90	24.03	46.98	0.60	203	243	PEAK																																																																																																																												
Limit	Read	Ant	Cable	Preamp	Aux	APos	TPos	Remark																																																																																																																																
Freq	Level	Line Margin	Level	Factor	Loss Factor	Factor																																																																																																																																		
MHz	dBuV/m	dBuV/m	dB	dBuV	dB/m	dB	dB	cm	deg																																																																																																																															
1	11510.00	54.55	74.00	-19.45	36.81	38.50	19.51	41.02	0.75	289	292	PEAK																																																																																																																												
2	11510.00	43.17	54.00	-10.83	25.43	38.50	19.51	41.02	0.75	209	292	AVERAGE																																																																																																																												
3	17265.00	60.59	68.20	-7.61	43.04	39.90	24.03	46.98	0.60	210	285	PEAK																																																																																																																												



Mode	44	
	Harmonic	
	U-NII-3_5.725-5.85_802.11ax HE40_CH151_5755MHz	
ANT	1+2	
Pol.	Horizontal	Vertical
10.6G ~18G Avg	<p>Site : 03CH21-HY Condition: AVG_54 3m DRH18-E_LE2C03A18EN_240711 HORIZONTAL</p>	<p>Site : 03CH21-HY Condition: AVG_54 3m DRH18-E_LE2C03A18EN_240711 VERTICAL</p>



Mode	45																																																																																																																						
	Band Edge - L																																																																																																																						
	U-NII-3_5.725-5.85_802.11ax HE40_CH159_5795MHz																																																																																																																						
ANT	1+2																																																																																																																						
Pol.	Horizontal	Fundamental																																																																																																																					
Peak	 <p>Site : 03CH21-HY Condition: PEAK_BE(B4)_16-24 3m DRH18-E_LE2C03A18EN_240711 HORIZONTAL : RBW:1000.000kHz VBW:3000.000kHz SWT:Auto</p> <table border="1"> <thead> <tr> <th>Peak</th> <th>Freq</th> <th>Level</th> <th>Limit</th> <th>Line Margin</th> <th>Read</th> <th>Ant</th> <th>Cable</th> <th>Preamp</th> <th>Aux</th> <th>APos</th> <th>TPos</th> <th>Remark</th> </tr> <tr> <th></th> <th>MHz</th> <th>dBuV/m</th> <th>dBuV/m</th> <th>dB</th> <th>dBuV</th> <th>dB/m</th> <th>dB</th> <th>dB</th> <th>dB</th> <th>cm</th> <th>deg</th> <th></th> </tr> </thead> <tbody> <tr> <td>1</td> <td>5634.13</td> <td>49.15</td> <td>68.20</td> <td>-19.05</td> <td>37.78</td> <td>33.10</td> <td>13.59</td> <td>35.32</td> <td>0.00</td> <td>200</td> <td>57</td> <td>PEAK</td> </tr> <tr> <td>2</td> <td>5652.26</td> <td>53.46</td> <td>69.88</td> <td>-16.42</td> <td>41.97</td> <td>33.21</td> <td>13.61</td> <td>35.33</td> <td>0.00</td> <td>200</td> <td>57</td> <td>PEAK</td> </tr> <tr> <td>3</td> <td>5712.71</td> <td>64.26</td> <td>108.76</td> <td>-44.50</td> <td>52.38</td> <td>33.55</td> <td>13.69</td> <td>35.36</td> <td>0.00</td> <td>200</td> <td>57</td> <td>PEAK</td> </tr> <tr> <td>4</td> <td>5728.90</td> <td>66.26</td> <td>112.85</td> <td>-46.59</td> <td>54.35</td> <td>33.58</td> <td>13.70</td> <td>35.37</td> <td>0.00</td> <td>200</td> <td>57</td> <td>PEAK</td> </tr> </tbody> </table>	Peak	Freq	Level	Limit	Line Margin	Read	Ant	Cable	Preamp	Aux	APos	TPos	Remark		MHz	dBuV/m	dBuV/m	dB	dBuV	dB/m	dB	dB	dB	cm	deg		1	5634.13	49.15	68.20	-19.05	37.78	33.10	13.59	35.32	0.00	200	57	PEAK	2	5652.26	53.46	69.88	-16.42	41.97	33.21	13.61	35.33	0.00	200	57	PEAK	3	5712.71	64.26	108.76	-44.50	52.38	33.55	13.69	35.36	0.00	200	57	PEAK	4	5728.90	66.26	112.85	-46.59	54.35	33.58	13.70	35.37	0.00	200	57	PEAK	 <p>Site : 03CH21-HY Condition: PEAK(UNI1) 3m DRH18-E_LE2C03A18EN_240711 HORIZONTAL : RBW:1000.000kHz VBW:3000.000kHz SWT:Auto</p> <table border="1"> <thead> <tr> <th>Peak</th> <th>Freq</th> <th>Level</th> <th>Limit</th> <th>Line Margin</th> <th>Read</th> <th>Ant</th> <th>Cable</th> <th>Preamp</th> <th>Aux</th> <th>APos</th> <th>TPos</th> <th>Remark</th> </tr> <tr> <th></th> <th>MHz</th> <th>dBuV/m</th> <th>dBuV/m</th> <th>dB</th> <th>dBuV</th> <th>dB/m</th> <th>dB</th> <th>dB</th> <th>dB</th> <th>cm</th> <th>deg</th> <th></th> </tr> </thead> <tbody> <tr> <td>1</td> <td>5795.00</td> <td>105.46</td> <td>-----</td> <td>-----</td> <td>93.38</td> <td>33.70</td> <td>13.79</td> <td>35.41</td> <td>0.00</td> <td>200</td> <td>57</td> <td>PEAK</td> </tr> </tbody> </table>	Peak	Freq	Level	Limit	Line Margin	Read	Ant	Cable	Preamp	Aux	APos	TPos	Remark		MHz	dBuV/m	dBuV/m	dB	dBuV	dB/m	dB	dB	dB	cm	deg		1	5795.00	105.46	-----	-----	93.38	33.70	13.79	35.41	0.00	200	57	PEAK
Peak	Freq	Level	Limit	Line Margin	Read	Ant	Cable	Preamp	Aux	APos	TPos	Remark																																																																																																											
	MHz	dBuV/m	dBuV/m	dB	dBuV	dB/m	dB	dB	dB	cm	deg																																																																																																												
1	5634.13	49.15	68.20	-19.05	37.78	33.10	13.59	35.32	0.00	200	57	PEAK																																																																																																											
2	5652.26	53.46	69.88	-16.42	41.97	33.21	13.61	35.33	0.00	200	57	PEAK																																																																																																											
3	5712.71	64.26	108.76	-44.50	52.38	33.55	13.69	35.36	0.00	200	57	PEAK																																																																																																											
4	5728.90	66.26	112.85	-46.59	54.35	33.58	13.70	35.37	0.00	200	57	PEAK																																																																																																											
Peak	Freq	Level	Limit	Line Margin	Read	Ant	Cable	Preamp	Aux	APos	TPos	Remark																																																																																																											
	MHz	dBuV/m	dBuV/m	dB	dBuV	dB/m	dB	dB	dB	cm	deg																																																																																																												
1	5795.00	105.46	-----	-----	93.38	33.70	13.79	35.41	0.00	200	57	PEAK																																																																																																											
Avg	Blank	 <p>Site : 03CH21-HY Condition: AVG_54 3m DRH18-E_LE2C03A18EN_240711 HORIZONTAL : RBW:1000.000kHz VBW:2.000kHz SWT:Auto</p> <table border="1"> <thead> <tr> <th>Peak</th> <th>Freq</th> <th>Level</th> <th>Limit</th> <th>Line Margin</th> <th>Read</th> <th>Ant</th> <th>Cable</th> <th>Preamp</th> <th>Aux</th> <th>APos</th> <th>TPos</th> <th>Remark</th> </tr> <tr> <th></th> <th>MHz</th> <th>dBuV/m</th> <th>dBuV/m</th> <th>dB</th> <th>dBuV</th> <th>dB/m</th> <th>dB</th> <th>dB</th> <th>dB</th> <th>cm</th> <th>deg</th> <th></th> </tr> </thead> <tbody> <tr> <td>1</td> <td>5795.00</td> <td>98.97</td> <td>-----</td> <td>-----</td> <td>86.90</td> <td>33.70</td> <td>13.78</td> <td>35.41</td> <td>0.00</td> <td>200</td> <td>57</td> <td>AVERAGE</td> </tr> </tbody> </table>	Peak	Freq	Level	Limit	Line Margin	Read	Ant	Cable	Preamp	Aux	APos	TPos	Remark		MHz	dBuV/m	dBuV/m	dB	dBuV	dB/m	dB	dB	dB	cm	deg		1	5795.00	98.97	-----	-----	86.90	33.70	13.78	35.41	0.00	200	57	AVERAGE																																																																														
Peak	Freq	Level	Limit	Line Margin	Read	Ant	Cable	Preamp	Aux	APos	TPos	Remark																																																																																																											
	MHz	dBuV/m	dBuV/m	dB	dBuV	dB/m	dB	dB	dB	cm	deg																																																																																																												
1	5795.00	98.97	-----	-----	86.90	33.70	13.78	35.41	0.00	200	57	AVERAGE																																																																																																											



Mode	45																																																																																					
	Band Edge - R																																																																																					
	U-NII-3_5.725-5.85_802.11ax HE40_CH159_5795MHz																																																																																					
ANT	1+2																																																																																					
Pol.	Horizontal	Fundamental																																																																																				
Peak	<p>Site : 03CH21-HY Condition: PEAK_BE(B4)_16-24 3m DRH18-E_LE2C03A18EN_240711 HORIZONTAL : RBW:1000.000kHz VBW:3000.000kHz SWT:Auto</p> <table border="1"> <thead> <tr> <th>Peak</th> <th>Freq</th> <th>Level</th> <th>Limit</th> <th>Line</th> <th>Margin</th> <th>Read</th> <th>Ant</th> <th>Cable</th> <th>Preamp</th> <th>Aux</th> <th>APos</th> <th>TPos</th> <th>Remark</th> </tr> <tr> <th></th> <th>MHz</th> <th>dBuV/m</th> <th>dBuV/m</th> <th>dB</th> <th>dB</th> <th>dBuV</th> <th>dB/m</th> <th>dB</th> <th>dB</th> <th>dB</th> <th>dB</th> <th>cm</th> <th>deg</th> </tr> </thead> <tbody> <tr> <td>1</td> <td>5854.52</td> <td>67.53</td> <td>111.89</td> <td>-44.36</td> <td></td> <td>55.41</td> <td>33.70</td> <td>13.86</td> <td>35.44</td> <td>0.00</td> <td>200</td> <td>57</td> <td>PEAK</td> </tr> <tr> <td>2</td> <td>5857.00</td> <td>69.18</td> <td>110.24</td> <td>-41.06</td> <td></td> <td>57.06</td> <td>33.70</td> <td>13.86</td> <td>35.44</td> <td>0.00</td> <td>200</td> <td>57</td> <td>PEAK</td> </tr> <tr> <td>3</td> <td>5924.58</td> <td>54.31</td> <td>68.51</td> <td>-14.20</td> <td></td> <td>42.20</td> <td>33.65</td> <td>13.94</td> <td>35.48</td> <td>0.00</td> <td>200</td> <td>57</td> <td>PEAK</td> </tr> <tr> <td>4</td> <td>5931.25</td> <td>53.01</td> <td>68.20</td> <td>-15.19</td> <td></td> <td>40.90</td> <td>33.64</td> <td>13.95</td> <td>35.48</td> <td>0.00</td> <td>200</td> <td>57</td> <td>PEAK</td> </tr> </tbody> </table>	Peak	Freq	Level	Limit	Line	Margin	Read	Ant	Cable	Preamp	Aux	APos	TPos	Remark		MHz	dBuV/m	dBuV/m	dB	dB	dBuV	dB/m	dB	dB	dB	dB	cm	deg	1	5854.52	67.53	111.89	-44.36		55.41	33.70	13.86	35.44	0.00	200	57	PEAK	2	5857.00	69.18	110.24	-41.06		57.06	33.70	13.86	35.44	0.00	200	57	PEAK	3	5924.58	54.31	68.51	-14.20		42.20	33.65	13.94	35.48	0.00	200	57	PEAK	4	5931.25	53.01	68.20	-15.19		40.90	33.64	13.95	35.48	0.00	200	57	PEAK	Blank
Peak	Freq	Level	Limit	Line	Margin	Read	Ant	Cable	Preamp	Aux	APos	TPos	Remark																																																																									
	MHz	dBuV/m	dBuV/m	dB	dB	dBuV	dB/m	dB	dB	dB	dB	cm	deg																																																																									
1	5854.52	67.53	111.89	-44.36		55.41	33.70	13.86	35.44	0.00	200	57	PEAK																																																																									
2	5857.00	69.18	110.24	-41.06		57.06	33.70	13.86	35.44	0.00	200	57	PEAK																																																																									
3	5924.58	54.31	68.51	-14.20		42.20	33.65	13.94	35.48	0.00	200	57	PEAK																																																																									
4	5931.25	53.01	68.20	-15.19		40.90	33.64	13.95	35.48	0.00	200	57	PEAK																																																																									



Mode	45																																																																																																																						
	Band Edge - L																																																																																																																						
	U-NII-3_5.725-5.85_802.11ax HE40_CH159_5795MHz																																																																																																																						
ANT	1+2																																																																																																																						
Pol.	Vertical	Fundamental																																																																																																																					
Peak	<p>Site : 03CH21-HY Condition: PEAK_BE(B4)_16-24 3m DRH18-E_LE2C03A18EN_240711 VERTICAL : RBW:1000.000kHz VBW:3000.000kHz SWT:Auto</p> <table border="1"> <thead> <tr> <th>Peak</th> <th>Freq</th> <th>Level</th> <th>Limit</th> <th>Line Margin</th> <th>Read</th> <th>Ant</th> <th>Cable</th> <th>Preamp</th> <th>Aux</th> <th>APos</th> <th>TPos</th> <th>Remark</th> </tr> <tr> <th></th> <th>MHz</th> <th>dBuV/m</th> <th>dBuV/m</th> <th>dB</th> <th>dBuV</th> <th>dB/m</th> <th>dB</th> <th>dB</th> <th>dB</th> <th>cm</th> <th>deg</th> <th></th> </tr> </thead> <tbody> <tr> <td>1</td> <td>5649.73</td> <td>63.86</td> <td>68.20</td> <td>-4.34</td> <td>52.38</td> <td>33.20</td> <td>13.61</td> <td>35.33</td> <td>0.00</td> <td>200</td> <td>277</td> <td>PEAK</td> </tr> <tr> <td>2</td> <td>5652.07</td> <td>66.91</td> <td>69.73</td> <td>-2.82</td> <td>55.42</td> <td>33.21</td> <td>13.61</td> <td>35.33</td> <td>0.00</td> <td>200</td> <td>277</td> <td>PEAK</td> </tr> <tr> <td>3</td> <td>5710.76</td> <td>78.64</td> <td>108.22</td> <td>-29.58</td> <td>66.78</td> <td>33.54</td> <td>13.68</td> <td>35.36</td> <td>0.00</td> <td>200</td> <td>277</td> <td>PEAK</td> </tr> <tr> <td>4</td> <td>5721.29</td> <td>78.78</td> <td>113.74</td> <td>-34.96</td> <td>66.86</td> <td>33.59</td> <td>13.70</td> <td>35.37</td> <td>0.00</td> <td>200</td> <td>277</td> <td>PEAK</td> </tr> </tbody> </table>	Peak	Freq	Level	Limit	Line Margin	Read	Ant	Cable	Preamp	Aux	APos	TPos	Remark		MHz	dBuV/m	dBuV/m	dB	dBuV	dB/m	dB	dB	dB	cm	deg		1	5649.73	63.86	68.20	-4.34	52.38	33.20	13.61	35.33	0.00	200	277	PEAK	2	5652.07	66.91	69.73	-2.82	55.42	33.21	13.61	35.33	0.00	200	277	PEAK	3	5710.76	78.64	108.22	-29.58	66.78	33.54	13.68	35.36	0.00	200	277	PEAK	4	5721.29	78.78	113.74	-34.96	66.86	33.59	13.70	35.37	0.00	200	277	PEAK	<p>Site : 03CH21-HY Condition: PEAK(UNI1) 3m DRH18-E_LE2C03A18EN_240711 VERTICAL : RBW:1000.000kHz VBW:3000.000kHz SWT:Auto</p> <table border="1"> <thead> <tr> <th>Peak</th> <th>Freq</th> <th>Level</th> <th>Limit</th> <th>Line Margin</th> <th>Read</th> <th>Ant</th> <th>Cable</th> <th>Preamp</th> <th>Aux</th> <th>APos</th> <th>TPos</th> <th>Remark</th> </tr> <tr> <th></th> <th>MHz</th> <th>dBuV/m</th> <th>dBuV/m</th> <th>dB</th> <th>dBuV</th> <th>dB/m</th> <th>dB</th> <th>dB</th> <th>dB</th> <th>cm</th> <th>deg</th> <th></th> </tr> </thead> <tbody> <tr> <td>1</td> <td>5795.00</td> <td>117.92</td> <td>-----</td> <td>-----</td> <td>105.05</td> <td>33.70</td> <td>13.78</td> <td>35.41</td> <td>0.00</td> <td>200</td> <td>277</td> <td>PEAK</td> </tr> </tbody> </table>	Peak	Freq	Level	Limit	Line Margin	Read	Ant	Cable	Preamp	Aux	APos	TPos	Remark		MHz	dBuV/m	dBuV/m	dB	dBuV	dB/m	dB	dB	dB	cm	deg		1	5795.00	117.92	-----	-----	105.05	33.70	13.78	35.41	0.00	200	277	PEAK
Peak	Freq	Level	Limit	Line Margin	Read	Ant	Cable	Preamp	Aux	APos	TPos	Remark																																																																																																											
	MHz	dBuV/m	dBuV/m	dB	dBuV	dB/m	dB	dB	dB	cm	deg																																																																																																												
1	5649.73	63.86	68.20	-4.34	52.38	33.20	13.61	35.33	0.00	200	277	PEAK																																																																																																											
2	5652.07	66.91	69.73	-2.82	55.42	33.21	13.61	35.33	0.00	200	277	PEAK																																																																																																											
3	5710.76	78.64	108.22	-29.58	66.78	33.54	13.68	35.36	0.00	200	277	PEAK																																																																																																											
4	5721.29	78.78	113.74	-34.96	66.86	33.59	13.70	35.37	0.00	200	277	PEAK																																																																																																											
Peak	Freq	Level	Limit	Line Margin	Read	Ant	Cable	Preamp	Aux	APos	TPos	Remark																																																																																																											
	MHz	dBuV/m	dBuV/m	dB	dBuV	dB/m	dB	dB	dB	cm	deg																																																																																																												
1	5795.00	117.92	-----	-----	105.05	33.70	13.78	35.41	0.00	200	277	PEAK																																																																																																											
Avg	Blank	<p>Site : 03CH21-HY Condition: AVG_54 3m DRH18-E_LE2C03A18EN_240711 VERTICAL : RBW:1000.000kHz VBW:2.000kHz SWT:Auto</p> <table border="1"> <thead> <tr> <th>Peak</th> <th>Freq</th> <th>Level</th> <th>Limit</th> <th>Line Margin</th> <th>Read</th> <th>Ant</th> <th>Cable</th> <th>Preamp</th> <th>Aux</th> <th>APos</th> <th>TPos</th> <th>Remark</th> </tr> <tr> <th></th> <th>MHz</th> <th>dBuV/m</th> <th>dBuV/m</th> <th>dB</th> <th>dBuV</th> <th>dB/m</th> <th>dB</th> <th>dB</th> <th>dB</th> <th>cm</th> <th>deg</th> <th></th> </tr> </thead> <tbody> <tr> <td>1</td> <td>5795.00</td> <td>111.94</td> <td>-----</td> <td>-----</td> <td>99.87</td> <td>33.70</td> <td>13.78</td> <td>35.41</td> <td>0.00</td> <td>200</td> <td>277</td> <td>AVERAGE</td> </tr> </tbody> </table>	Peak	Freq	Level	Limit	Line Margin	Read	Ant	Cable	Preamp	Aux	APos	TPos	Remark		MHz	dBuV/m	dBuV/m	dB	dBuV	dB/m	dB	dB	dB	cm	deg		1	5795.00	111.94	-----	-----	99.87	33.70	13.78	35.41	0.00	200	277	AVERAGE																																																																														
Peak	Freq	Level	Limit	Line Margin	Read	Ant	Cable	Preamp	Aux	APos	TPos	Remark																																																																																																											
	MHz	dBuV/m	dBuV/m	dB	dBuV	dB/m	dB	dB	dB	cm	deg																																																																																																												
1	5795.00	111.94	-----	-----	99.87	33.70	13.78	35.41	0.00	200	277	AVERAGE																																																																																																											



Mode	45																																																																																	
	Band Edge - R																																																																																	
	U-NII-3_5.725-5.85_802.11ax HE40_CH159_5795MHz																																																																																	
ANT	1+2																																																																																	
Pol.	Vertical	Fundamental																																																																																
Peak	<p>Site : 03CH21-HY Condition: PEAK_BE(B4)_16-24 3m DRH18-E_LE2C03A18EN_240711 VERTICAL : RBW:1000.000kHz VBW:3000.000kHz SMT:Auto Detector : PEAK Mode : 45 Setting : 22 Plane : Y Plane with Antenna 90</p> <table border="1"> <thead> <tr> <th>Peak</th> <th>Freq</th> <th>Level</th> <th>Limit</th> <th>Line</th> <th>Margin</th> <th>Read</th> <th>Ant</th> <th>Cable</th> <th>Preamp</th> <th>Aux</th> <th>APos</th> <th>TPos</th> <th>Remark</th> </tr> <tr> <th></th> <th>MHz</th> <th>dBuV/m</th> <th>dBuV/m</th> <th>dB</th> <th>dBuV</th> <th>dB/m</th> <th>dB</th> <th>dB</th> <th>dB</th> <th>dB</th> <th>cm</th> <th>deg</th> <th></th> </tr> </thead> <tbody> <tr> <td>1</td> <td>5850.99</td> <td>82.63</td> <td>119.95</td> <td>-37.32</td> <td>70.52</td> <td>33.70</td> <td>13.85</td> <td>35.44</td> <td>0.00</td> <td>200</td> <td>277</td> <td>PEAK</td> </tr> <tr> <td>2</td> <td>5855.30</td> <td>82.55</td> <td>110.72</td> <td>-28.17</td> <td>70.43</td> <td>33.70</td> <td>13.86</td> <td>35.44</td> <td>0.00</td> <td>200</td> <td>277</td> <td>PEAK</td> </tr> <tr> <td>3</td> <td>5924.27</td> <td>64.19</td> <td>68.74</td> <td>-4.55</td> <td>52.00</td> <td>33.65</td> <td>13.94</td> <td>35.48</td> <td>0.00</td> <td>200</td> <td>277</td> <td>PEAK</td> </tr> <tr> <td>4</td> <td>5925.98</td> <td>65.39</td> <td>68.20</td> <td>-2.81</td> <td>53.28</td> <td>33.65</td> <td>13.94</td> <td>35.48</td> <td>0.00</td> <td>200</td> <td>277</td> <td>PEAK</td> </tr> </tbody> </table>	Peak	Freq	Level	Limit	Line	Margin	Read	Ant	Cable	Preamp	Aux	APos	TPos	Remark		MHz	dBuV/m	dBuV/m	dB	dBuV	dB/m	dB	dB	dB	dB	cm	deg		1	5850.99	82.63	119.95	-37.32	70.52	33.70	13.85	35.44	0.00	200	277	PEAK	2	5855.30	82.55	110.72	-28.17	70.43	33.70	13.86	35.44	0.00	200	277	PEAK	3	5924.27	64.19	68.74	-4.55	52.00	33.65	13.94	35.48	0.00	200	277	PEAK	4	5925.98	65.39	68.20	-2.81	53.28	33.65	13.94	35.48	0.00	200	277	PEAK	Blank
Peak	Freq	Level	Limit	Line	Margin	Read	Ant	Cable	Preamp	Aux	APos	TPos	Remark																																																																					
	MHz	dBuV/m	dBuV/m	dB	dBuV	dB/m	dB	dB	dB	dB	cm	deg																																																																						
1	5850.99	82.63	119.95	-37.32	70.52	33.70	13.85	35.44	0.00	200	277	PEAK																																																																						
2	5855.30	82.55	110.72	-28.17	70.43	33.70	13.86	35.44	0.00	200	277	PEAK																																																																						
3	5924.27	64.19	68.74	-4.55	52.00	33.65	13.94	35.48	0.00	200	277	PEAK																																																																						
4	5925.98	65.39	68.20	-2.81	53.28	33.65	13.94	35.48	0.00	200	277	PEAK																																																																						

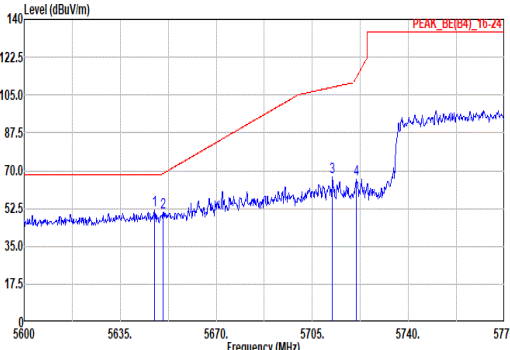
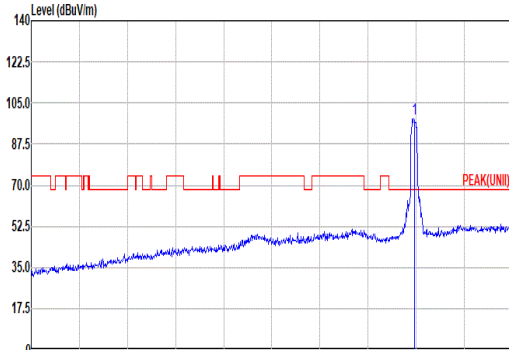
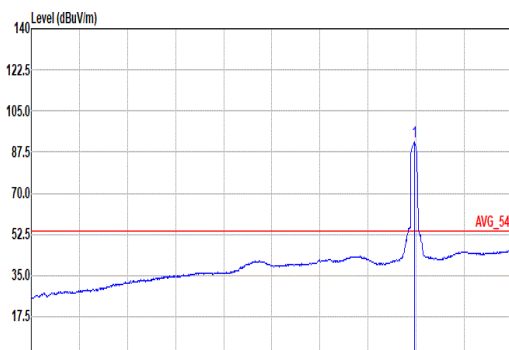


Mode	45																																																																																																																																							
	Harmonic																																																																																																																																							
	U-NII-3_5.725-5.85_802.11ax HE40_CH159_5795MHz																																																																																																																																							
ANT	1+2																																																																																																																																							
Pol.	Horizontal	Vertical																																																																																																																																						
Peak Avg	<p>Site : 03CH21-HY Condition: PEAK(UNII) 3m DRH18-E_LE2C03A18EN_240711 HORIZONTAL</p> <table border="1"> <thead> <tr> <th>Limit</th> <th>Read</th> <th>Ant</th> <th>Cable</th> <th>Preamp</th> <th>Aux</th> <th>APos</th> <th>TPos</th> <th>Remark</th> </tr> <tr> <th>Freq</th> <th>Level</th> <th>Line Margin</th> <th>Level</th> <th>Factor</th> <th>Loss Factor</th> <th>Factor</th> <th></th> <th></th> </tr> <tr> <th>MHz</th> <th>dBuV/m</th> <th>dBuV/m</th> <th>dB</th> <th>dBuV</th> <th>dB/m</th> <th>dB</th> <th>dB</th> <th>cm</th> <th>deg</th> </tr> </thead> <tbody> <tr> <td>1</td> <td>11590.00</td> <td>53.91</td> <td>74.00</td> <td>-20.09</td> <td>36.15</td> <td>38.50</td> <td>19.59</td> <td>41.00</td> <td>0.75</td> <td>159</td> <td>0</td> <td>PEAK</td> </tr> <tr> <td>2</td> <td>11590.00</td> <td>42.77</td> <td>54.00</td> <td>-11.23</td> <td>25.01</td> <td>38.50</td> <td>19.59</td> <td>41.00</td> <td>0.75</td> <td>159</td> <td>0</td> <td>AVERAGE</td> </tr> <tr> <td>3</td> <td>17385.00</td> <td>65.97</td> <td>68.20</td> <td>-2.23</td> <td>48.32</td> <td>39.97</td> <td>24.13</td> <td>47.05</td> <td>0.60</td> <td>196</td> <td>241</td> <td>PEAK</td> </tr> </tbody> </table>	Limit	Read	Ant	Cable	Preamp	Aux	APos	TPos	Remark	Freq	Level	Line Margin	Level	Factor	Loss Factor	Factor			MHz	dBuV/m	dBuV/m	dB	dBuV	dB/m	dB	dB	cm	deg	1	11590.00	53.91	74.00	-20.09	36.15	38.50	19.59	41.00	0.75	159	0	PEAK	2	11590.00	42.77	54.00	-11.23	25.01	38.50	19.59	41.00	0.75	159	0	AVERAGE	3	17385.00	65.97	68.20	-2.23	48.32	39.97	24.13	47.05	0.60	196	241	PEAK	<p>Site : 03CH21-HY Condition: PEAK(UNII) 3m DRH18-E_LE2C03A18EN_240711 VERTICAL</p> <table border="1"> <thead> <tr> <th>Limit</th> <th>Read</th> <th>Ant</th> <th>Cable</th> <th>Preamp</th> <th>Aux</th> <th>APos</th> <th>TPos</th> <th>Remark</th> </tr> <tr> <th>Freq</th> <th>Level</th> <th>Line Margin</th> <th>Level</th> <th>Factor</th> <th>Loss Factor</th> <th>Factor</th> <th></th> <th></th> </tr> <tr> <th>MHz</th> <th>dBuV/m</th> <th>dBuV/m</th> <th>dB</th> <th>dBuV</th> <th>dB/m</th> <th>dB</th> <th>dB</th> <th>cm</th> <th>deg</th> </tr> </thead> <tbody> <tr> <td>1</td> <td>11590.00</td> <td>53.19</td> <td>74.00</td> <td>-20.81</td> <td>35.43</td> <td>38.50</td> <td>19.59</td> <td>41.00</td> <td>0.75</td> <td>386</td> <td>360</td> <td>PEAK</td> </tr> <tr> <td>2</td> <td>11590.00</td> <td>42.17</td> <td>54.00</td> <td>-11.83</td> <td>24.41</td> <td>38.50</td> <td>19.59</td> <td>41.00</td> <td>0.75</td> <td>386</td> <td>360</td> <td>AVERAGE</td> </tr> <tr> <td>3</td> <td>17385.00</td> <td>64.19</td> <td>68.20</td> <td>-4.01</td> <td>46.54</td> <td>39.97</td> <td>24.13</td> <td>47.05</td> <td>0.60</td> <td>283</td> <td>283</td> <td>PEAK</td> </tr> </tbody> </table>	Limit	Read	Ant	Cable	Preamp	Aux	APos	TPos	Remark	Freq	Level	Line Margin	Level	Factor	Loss Factor	Factor			MHz	dBuV/m	dBuV/m	dB	dBuV	dB/m	dB	dB	cm	deg	1	11590.00	53.19	74.00	-20.81	35.43	38.50	19.59	41.00	0.75	386	360	PEAK	2	11590.00	42.17	54.00	-11.83	24.41	38.50	19.59	41.00	0.75	386	360	AVERAGE	3	17385.00	64.19	68.20	-4.01	46.54	39.97	24.13	47.05	0.60	283	283	PEAK
Limit	Read	Ant	Cable	Preamp	Aux	APos	TPos	Remark																																																																																																																																
Freq	Level	Line Margin	Level	Factor	Loss Factor	Factor																																																																																																																																		
MHz	dBuV/m	dBuV/m	dB	dBuV	dB/m	dB	dB	cm	deg																																																																																																																															
1	11590.00	53.91	74.00	-20.09	36.15	38.50	19.59	41.00	0.75	159	0	PEAK																																																																																																																												
2	11590.00	42.77	54.00	-11.23	25.01	38.50	19.59	41.00	0.75	159	0	AVERAGE																																																																																																																												
3	17385.00	65.97	68.20	-2.23	48.32	39.97	24.13	47.05	0.60	196	241	PEAK																																																																																																																												
Limit	Read	Ant	Cable	Preamp	Aux	APos	TPos	Remark																																																																																																																																
Freq	Level	Line Margin	Level	Factor	Loss Factor	Factor																																																																																																																																		
MHz	dBuV/m	dBuV/m	dB	dBuV	dB/m	dB	dB	cm	deg																																																																																																																															
1	11590.00	53.19	74.00	-20.81	35.43	38.50	19.59	41.00	0.75	386	360	PEAK																																																																																																																												
2	11590.00	42.17	54.00	-11.83	24.41	38.50	19.59	41.00	0.75	386	360	AVERAGE																																																																																																																												
3	17385.00	64.19	68.20	-4.01	46.54	39.97	24.13	47.05	0.60	283	283	PEAK																																																																																																																												



Mode	45	
	Harmonic	
	U-NII-3_5.725-5.85_802.11ax HE40_CH159_5795MHz	
ANT	1+2	
Pol.	Horizontal	Vertical
10.6G ~18G Avg	<p>Site : 03CH21-HY Condition: AVG_54 3m DRH18-E_LE2C03A18EN_240711 HORIZONTAL</p>	<p>Site : 03CH21-HY Condition: AVG_54 3m DRH18-E_LE2C03A18EN_240711 VERTICAL</p>

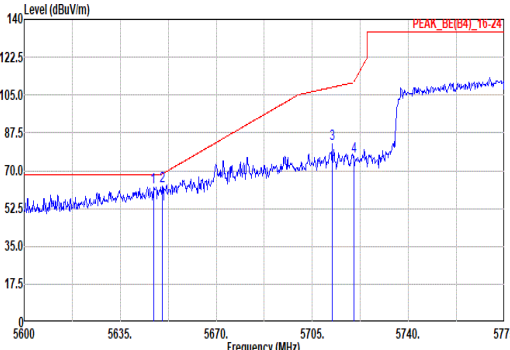
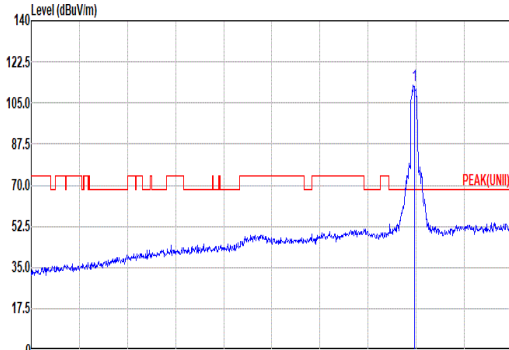
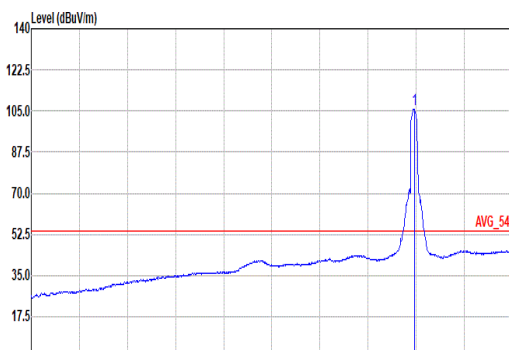


Mode	46																																																																																																																									
	Band Edge - L																																																																																																																									
	U-NII-3_5.725-5.85_802.11ax HE80_CH155_5775MHz																																																																																																																									
ANT	1+2																																																																																																																									
Pol.	Horizontal	Fundamental																																																																																																																								
Peak	 <p>Site : 03CH21-HY Condition: PEAK_BE(B4)_16-24 3m DRH18-E_LE2C03A18EN_240711 HORIZONTAL : RBW:1000.000kHz VBW:3000.000kHz SWT:Auto</p> <table border="1" data-bbox="279 1041 790 1187"> <thead> <tr> <th></th> <th>Limit</th> <th>Read</th> <th>Ant</th> <th>Cable</th> <th>Preamp</th> <th>Aux</th> <th>APos</th> <th>TPos</th> <th>Remark</th> </tr> <tr> <th>Freq</th> <th>Level</th> <th>Line Margin</th> <th>Level</th> <th>Factor</th> <th>Loss Factor</th> <th>Factor</th> <th></th> <th></th> <th></th> </tr> <tr> <th>MHz</th> <th>dBuV/m</th> <th>dBuV/m</th> <th>dB</th> <th>dBuV</th> <th>dB/m</th> <th>dB</th> <th>dB</th> <th>cm</th> <th>deg</th> </tr> </thead> <tbody> <tr> <td>1</td> <td>5647.43</td> <td>51.82</td> <td>68.20</td> <td>-16.38</td> <td>40.36</td> <td>33.18</td> <td>13.61</td> <td>35.33</td> <td>0.00</td> <td>258</td> <td>57 PEAK</td> </tr> <tr> <td>2</td> <td>5650.58</td> <td>50.67</td> <td>68.63</td> <td>-17.96</td> <td>39.19</td> <td>33.20</td> <td>13.61</td> <td>35.33</td> <td>0.00</td> <td>258</td> <td>57 PEAK</td> </tr> <tr> <td>3</td> <td>5712.35</td> <td>67.22</td> <td>108.66</td> <td>-41.44</td> <td>55.35</td> <td>33.55</td> <td>13.68</td> <td>35.36</td> <td>0.00</td> <td>258</td> <td>57 PEAK</td> </tr> <tr> <td>4</td> <td>5721.10</td> <td>66.23</td> <td>113.31</td> <td>-47.08</td> <td>54.32</td> <td>33.58</td> <td>13.70</td> <td>35.37</td> <td>0.00</td> <td>258</td> <td>57 PEAK</td> </tr> </tbody> </table>		Limit	Read	Ant	Cable	Preamp	Aux	APos	TPos	Remark	Freq	Level	Line Margin	Level	Factor	Loss Factor	Factor				MHz	dBuV/m	dBuV/m	dB	dBuV	dB/m	dB	dB	cm	deg	1	5647.43	51.82	68.20	-16.38	40.36	33.18	13.61	35.33	0.00	258	57 PEAK	2	5650.58	50.67	68.63	-17.96	39.19	33.20	13.61	35.33	0.00	258	57 PEAK	3	5712.35	67.22	108.66	-41.44	55.35	33.55	13.68	35.36	0.00	258	57 PEAK	4	5721.10	66.23	113.31	-47.08	54.32	33.58	13.70	35.37	0.00	258	57 PEAK	 <p>Site : 03CH21-HY Condition: PEAK(UNI) 3m DRH18-E_LE2C03A18EN_240711 HORIZONTAL : RBW:1000.000kHz VBW:3000.000kHz SWT:Auto</p> <table border="1" data-bbox="917 1041 1428 1187"> <thead> <tr> <th></th> <th>Limit</th> <th>Read</th> <th>Ant</th> <th>Cable</th> <th>Preamp</th> <th>Aux</th> <th>APos</th> <th>TPos</th> <th>Remark</th> </tr> <tr> <th>Freq</th> <th>Level</th> <th>Line Margin</th> <th>Level</th> <th>Factor</th> <th>Loss Factor</th> <th>Factor</th> <th></th> <th></th> <th></th> </tr> <tr> <th>MHz</th> <th>dBuV/m</th> <th>dBuV/m</th> <th>dB</th> <th>dBuV</th> <th>dB/m</th> <th>dB</th> <th>dB</th> <th>cm</th> <th>deg</th> </tr> </thead> <tbody> <tr> <td>1</td> <td>5775.00</td> <td>98.53</td> <td>-----</td> <td>-----</td> <td>86.48</td> <td>33.70</td> <td>13.75</td> <td>35.40</td> <td>0.00</td> <td>258</td> <td>57 PEAK</td> </tr> </tbody> </table>		Limit	Read	Ant	Cable	Preamp	Aux	APos	TPos	Remark	Freq	Level	Line Margin	Level	Factor	Loss Factor	Factor				MHz	dBuV/m	dBuV/m	dB	dBuV	dB/m	dB	dB	cm	deg	1	5775.00	98.53	-----	-----	86.48	33.70	13.75	35.40	0.00	258	57 PEAK
	Limit	Read	Ant	Cable	Preamp	Aux	APos	TPos	Remark																																																																																																																	
Freq	Level	Line Margin	Level	Factor	Loss Factor	Factor																																																																																																																				
MHz	dBuV/m	dBuV/m	dB	dBuV	dB/m	dB	dB	cm	deg																																																																																																																	
1	5647.43	51.82	68.20	-16.38	40.36	33.18	13.61	35.33	0.00	258	57 PEAK																																																																																																															
2	5650.58	50.67	68.63	-17.96	39.19	33.20	13.61	35.33	0.00	258	57 PEAK																																																																																																															
3	5712.35	67.22	108.66	-41.44	55.35	33.55	13.68	35.36	0.00	258	57 PEAK																																																																																																															
4	5721.10	66.23	113.31	-47.08	54.32	33.58	13.70	35.37	0.00	258	57 PEAK																																																																																																															
	Limit	Read	Ant	Cable	Preamp	Aux	APos	TPos	Remark																																																																																																																	
Freq	Level	Line Margin	Level	Factor	Loss Factor	Factor																																																																																																																				
MHz	dBuV/m	dBuV/m	dB	dBuV	dB/m	dB	dB	cm	deg																																																																																																																	
1	5775.00	98.53	-----	-----	86.48	33.70	13.75	35.40	0.00	258	57 PEAK																																																																																																															
Avg	Blank	 <p>Site : 03CH21-HY Condition: AVG_54 3m DRH18-E_LE2C03A18EN_240711 HORIZONTAL : RBW:1000.000kHz VBW:3.000kHz SWT:Auto</p> <table border="1" data-bbox="917 1713 1428 1859"> <thead> <tr> <th></th> <th>Limit</th> <th>Read</th> <th>Ant</th> <th>Cable</th> <th>Preamp</th> <th>Aux</th> <th>APos</th> <th>TPos</th> <th>Remark</th> </tr> <tr> <th>Freq</th> <th>Level</th> <th>Line Margin</th> <th>Level</th> <th>Factor</th> <th>Loss Factor</th> <th>Factor</th> <th></th> <th></th> <th></th> </tr> <tr> <th>MHz</th> <th>dBuV/m</th> <th>dBuV/m</th> <th>dB</th> <th>dBuV</th> <th>dB/m</th> <th>dB</th> <th>dB</th> <th>cm</th> <th>deg</th> </tr> </thead> <tbody> <tr> <td>1</td> <td>5775.00</td> <td>91.70</td> <td>-----</td> <td>-----</td> <td>79.64</td> <td>33.70</td> <td>13.76</td> <td>35.40</td> <td>0.00</td> <td>258</td> <td>57 AVERAGE</td> </tr> </tbody> </table>		Limit	Read	Ant	Cable	Preamp	Aux	APos	TPos	Remark	Freq	Level	Line Margin	Level	Factor	Loss Factor	Factor				MHz	dBuV/m	dBuV/m	dB	dBuV	dB/m	dB	dB	cm	deg	1	5775.00	91.70	-----	-----	79.64	33.70	13.76	35.40	0.00	258	57 AVERAGE																																																																														
	Limit	Read	Ant	Cable	Preamp	Aux	APos	TPos	Remark																																																																																																																	
Freq	Level	Line Margin	Level	Factor	Loss Factor	Factor																																																																																																																				
MHz	dBuV/m	dBuV/m	dB	dBuV	dB/m	dB	dB	cm	deg																																																																																																																	
1	5775.00	91.70	-----	-----	79.64	33.70	13.76	35.40	0.00	258	57 AVERAGE																																																																																																															



Mode	46																																																																															
	Band Edge - R																																																																															
	U-NII-3_5.725-5.85_802.11ax HE80_CH155_5775MHz																																																																															
ANT	1+2																																																																															
Pol.	Horizontal	Fundamental																																																																														
Peak	<p>Site : 03CH21-HY Condition: PEAK_BE(B4)_16-24 3m DRH18-E_LE2C03A18EN_240711 HORIZONTAL : RBW:1000.000kHz VBW:3000.000kHz SWT:Auto</p> <table border="1"> <thead> <tr> <th>Peak</th> <th>Freq</th> <th>Level</th> <th>Limit</th> <th>Line Margin</th> <th>Read Level</th> <th>Ant Factor</th> <th>Cable Loss</th> <th>Preamp Factor</th> <th>Aux Factor</th> <th>APos</th> <th>TPos</th> <th>Remark</th> </tr> <tr> <th></th> <th>MHz</th> <th>dBuV/m</th> <th>dBuV/m</th> <th>dB</th> <th>dBuV</th> <th>dB/m</th> <th>dB</th> <th>dB</th> <th>dB</th> <th>cm</th> <th>deg</th> <th></th> </tr> </thead> <tbody> <tr> <td>1</td> <td>5854.98</td> <td>59.86</td> <td>110.86</td> <td>-51.80</td> <td>46.94</td> <td>33.70</td> <td>13.86</td> <td>35.44</td> <td>0.00</td> <td>258</td> <td>57</td> <td>PEAK</td> </tr> <tr> <td>2</td> <td>5872.30</td> <td>56.24</td> <td>105.95</td> <td>-49.71</td> <td>44.11</td> <td>33.70</td> <td>13.88</td> <td>35.45</td> <td>0.00</td> <td>258</td> <td>57</td> <td>PEAK</td> </tr> <tr> <td>3</td> <td>5922.88</td> <td>49.26</td> <td>69.77</td> <td>-20.51</td> <td>37.15</td> <td>33.65</td> <td>13.94</td> <td>35.48</td> <td>0.00</td> <td>258</td> <td>57</td> <td>PEAK</td> </tr> <tr> <td>4</td> <td>5925.15</td> <td>49.09</td> <td>68.20</td> <td>-19.11</td> <td>36.98</td> <td>33.65</td> <td>13.94</td> <td>35.48</td> <td>0.00</td> <td>258</td> <td>57</td> <td>PEAK</td> </tr> </tbody> </table>	Peak	Freq	Level	Limit	Line Margin	Read Level	Ant Factor	Cable Loss	Preamp Factor	Aux Factor	APos	TPos	Remark		MHz	dBuV/m	dBuV/m	dB	dBuV	dB/m	dB	dB	dB	cm	deg		1	5854.98	59.86	110.86	-51.80	46.94	33.70	13.86	35.44	0.00	258	57	PEAK	2	5872.30	56.24	105.95	-49.71	44.11	33.70	13.88	35.45	0.00	258	57	PEAK	3	5922.88	49.26	69.77	-20.51	37.15	33.65	13.94	35.48	0.00	258	57	PEAK	4	5925.15	49.09	68.20	-19.11	36.98	33.65	13.94	35.48	0.00	258	57	PEAK	Blank
Peak	Freq	Level	Limit	Line Margin	Read Level	Ant Factor	Cable Loss	Preamp Factor	Aux Factor	APos	TPos	Remark																																																																				
	MHz	dBuV/m	dBuV/m	dB	dBuV	dB/m	dB	dB	dB	cm	deg																																																																					
1	5854.98	59.86	110.86	-51.80	46.94	33.70	13.86	35.44	0.00	258	57	PEAK																																																																				
2	5872.30	56.24	105.95	-49.71	44.11	33.70	13.88	35.45	0.00	258	57	PEAK																																																																				
3	5922.88	49.26	69.77	-20.51	37.15	33.65	13.94	35.48	0.00	258	57	PEAK																																																																				
4	5925.15	49.09	68.20	-19.11	36.98	33.65	13.94	35.48	0.00	258	57	PEAK																																																																				



Mode	46																																																																																																																																
	Band Edge - L																																																																																																																																
	U-NII-3_5.725-5.85_802.11ax HE80_CH155_5775MHz																																																																																																																																
ANT	1+2																																																																																																																																
Pol.	Vertical	Fundamental																																																																																																																															
Peak	 <p>Site : 03CH21-HY Condition: PEAK_BE(B4)_16-24 3m DRH18-E_LE2C03A18EN_240711 VERTICAL : RBW:1000.000kHz VBW:3000.000kHz SWT:Auto</p> <table border="1"> <thead> <tr> <th></th> <th>Limit</th> <th>Read</th> <th>Ant</th> <th>Cable</th> <th>Preamp</th> <th>Aux</th> <th>APos</th> <th>TPos</th> <th>Remark</th> </tr> <tr> <th>Freq</th> <th>Level</th> <th>Line Margin</th> <th>Level</th> <th>Factor</th> <th>Loss Factor</th> <th>Factor</th> <th></th> <th></th> <th></th> </tr> <tr> <th></th> <th>MHz</th> <th>dBuV/m</th> <th>dBuV/m</th> <th>dB</th> <th>dBuV</th> <th>dB/m</th> <th>dB</th> <th>dB</th> <th>cm</th> <th>deg</th> </tr> </thead> <tbody> <tr> <td>1</td> <td>5647.08</td> <td>62.58</td> <td>68.20</td> <td>-5.62</td> <td>51.12</td> <td>33.18</td> <td>13.61</td> <td>35.33</td> <td>0.00</td> <td>200</td> <td>336</td> <td>PEAK</td> </tr> <tr> <td>2</td> <td>5650.23</td> <td>62.93</td> <td>68.37</td> <td>-5.44</td> <td>51.45</td> <td>33.20</td> <td>13.61</td> <td>35.33</td> <td>0.00</td> <td>200</td> <td>336</td> <td>PEAK</td> </tr> <tr> <td>3</td> <td>5712.18</td> <td>82.36</td> <td>108.61</td> <td>-26.25</td> <td>70.49</td> <td>33.55</td> <td>13.68</td> <td>35.36</td> <td>0.00</td> <td>200</td> <td>336</td> <td>PEAK</td> </tr> <tr> <td>4</td> <td>5728.23</td> <td>76.52</td> <td>111.31</td> <td>-34.79</td> <td>64.62</td> <td>33.58</td> <td>13.69</td> <td>35.37</td> <td>0.00</td> <td>200</td> <td>336</td> <td>PEAK</td> </tr> </tbody> </table>		Limit	Read	Ant	Cable	Preamp	Aux	APos	TPos	Remark	Freq	Level	Line Margin	Level	Factor	Loss Factor	Factor					MHz	dBuV/m	dBuV/m	dB	dBuV	dB/m	dB	dB	cm	deg	1	5647.08	62.58	68.20	-5.62	51.12	33.18	13.61	35.33	0.00	200	336	PEAK	2	5650.23	62.93	68.37	-5.44	51.45	33.20	13.61	35.33	0.00	200	336	PEAK	3	5712.18	82.36	108.61	-26.25	70.49	33.55	13.68	35.36	0.00	200	336	PEAK	4	5728.23	76.52	111.31	-34.79	64.62	33.58	13.69	35.37	0.00	200	336	PEAK	 <p>Site : 03CH21-HY Condition: PEAK(UNI)I 3m DRH18-E_LE2C03A18EN_240711 VERTICAL : RBW:1000.000kHz VBW:3000.000kHz SWT:Auto</p> <table border="1"> <thead> <tr> <th></th> <th>Limit</th> <th>Read</th> <th>Ant</th> <th>Cable</th> <th>Preamp</th> <th>Aux</th> <th>APos</th> <th>TPos</th> <th>Remark</th> </tr> <tr> <th>Freq</th> <th>Level</th> <th>Line Margin</th> <th>Level</th> <th>Factor</th> <th>Loss Factor</th> <th>Factor</th> <th></th> <th></th> <th></th> </tr> <tr> <th></th> <th>MHz</th> <th>dBuV/m</th> <th>dBuV/m</th> <th>dB</th> <th>dBuV</th> <th>dB/m</th> <th>dB</th> <th>dB</th> <th>cm</th> <th>deg</th> </tr> </thead> <tbody> <tr> <td>1</td> <td>5775.00</td> <td>112.60</td> <td>-----</td> <td>-----</td> <td>100.54</td> <td>33.70</td> <td>13.75</td> <td>35.39</td> <td>0.00</td> <td>200</td> <td>336</td> <td>PEAK</td> </tr> </tbody> </table>		Limit	Read	Ant	Cable	Preamp	Aux	APos	TPos	Remark	Freq	Level	Line Margin	Level	Factor	Loss Factor	Factor					MHz	dBuV/m	dBuV/m	dB	dBuV	dB/m	dB	dB	cm	deg	1	5775.00	112.60	-----	-----	100.54	33.70	13.75	35.39	0.00	200	336	PEAK
	Limit	Read	Ant	Cable	Preamp	Aux	APos	TPos	Remark																																																																																																																								
Freq	Level	Line Margin	Level	Factor	Loss Factor	Factor																																																																																																																											
	MHz	dBuV/m	dBuV/m	dB	dBuV	dB/m	dB	dB	cm	deg																																																																																																																							
1	5647.08	62.58	68.20	-5.62	51.12	33.18	13.61	35.33	0.00	200	336	PEAK																																																																																																																					
2	5650.23	62.93	68.37	-5.44	51.45	33.20	13.61	35.33	0.00	200	336	PEAK																																																																																																																					
3	5712.18	82.36	108.61	-26.25	70.49	33.55	13.68	35.36	0.00	200	336	PEAK																																																																																																																					
4	5728.23	76.52	111.31	-34.79	64.62	33.58	13.69	35.37	0.00	200	336	PEAK																																																																																																																					
	Limit	Read	Ant	Cable	Preamp	Aux	APos	TPos	Remark																																																																																																																								
Freq	Level	Line Margin	Level	Factor	Loss Factor	Factor																																																																																																																											
	MHz	dBuV/m	dBuV/m	dB	dBuV	dB/m	dB	dB	cm	deg																																																																																																																							
1	5775.00	112.60	-----	-----	100.54	33.70	13.75	35.39	0.00	200	336	PEAK																																																																																																																					
Avg	Blank																																																																																																																																
		 <p>Site : 03CH21-HY Condition: AVG_54 3m DRH18-E_LE2C03A18EN_240711 VERTICAL : RBW:1000.000kHz VBW:3.000kHz SWT:Auto</p> <table border="1"> <thead> <tr> <th></th> <th>Limit</th> <th>Read</th> <th>Ant</th> <th>Cable</th> <th>Preamp</th> <th>Aux</th> <th>APos</th> <th>TPos</th> <th>Remark</th> </tr> <tr> <th>Freq</th> <th>Level</th> <th>Line Margin</th> <th>Level</th> <th>Factor</th> <th>Loss Factor</th> <th>Factor</th> <th></th> <th></th> <th></th> </tr> <tr> <th></th> <th>MHz</th> <th>dBuV/m</th> <th>dBuV/m</th> <th>dB</th> <th>dBuV</th> <th>dB/m</th> <th>dB</th> <th>dB</th> <th>cm</th> <th>deg</th> </tr> </thead> <tbody> <tr> <td>1</td> <td>5775.00</td> <td>105.63</td> <td>-----</td> <td>-----</td> <td>93.58</td> <td>33.70</td> <td>13.75</td> <td>35.40</td> <td>0.00</td> <td>200</td> <td>336</td> <td>AVERAGE</td> </tr> </tbody> </table>		Limit	Read	Ant	Cable	Preamp	Aux	APos	TPos	Remark	Freq	Level	Line Margin	Level	Factor	Loss Factor	Factor					MHz	dBuV/m	dBuV/m	dB	dBuV	dB/m	dB	dB	cm	deg	1	5775.00	105.63	-----	-----	93.58	33.70	13.75	35.40	0.00	200	336	AVERAGE																																																																																			
	Limit	Read	Ant	Cable	Preamp	Aux	APos	TPos	Remark																																																																																																																								
Freq	Level	Line Margin	Level	Factor	Loss Factor	Factor																																																																																																																											
	MHz	dBuV/m	dBuV/m	dB	dBuV	dB/m	dB	dB	cm	deg																																																																																																																							
1	5775.00	105.63	-----	-----	93.58	33.70	13.75	35.40	0.00	200	336	AVERAGE																																																																																																																					



Mode	46																																																																															
	Band Edge - R																																																																															
	U-NII-3_5.725-5.85_802.11ax HE80_CH155_5775MHz																																																																															
ANT	1+2																																																																															
Pol.	Vertical	Fundamental																																																																														
Peak	<p>Site : 03CH21-HY Condition: PEAK_BE(B4)_16-24 3m DRH18-E_LE2C03A18EN_240711 VERTICAL : RBW:1000.000kHz VBW:3000.000kHz SWT:Auto</p> <table border="1"> <thead> <tr> <th>Peak</th> <th>Freq</th> <th>Level</th> <th>Limit</th> <th>Line Margin</th> <th>Read</th> <th>Ant</th> <th>Cable</th> <th>Preamp</th> <th>Aux</th> <th>APos</th> <th>TPos</th> <th>Remark</th> </tr> <tr> <th></th> <th>MHz</th> <th>dBuV/m</th> <th>dBuV/m</th> <th>dB</th> <th>dBuV</th> <th>dB/m</th> <th>dB</th> <th>dB</th> <th>dB</th> <th>dB</th> <th>cm</th> <th>deg</th> </tr> </thead> <tbody> <tr> <td>1</td> <td>5854.98</td> <td>72.10</td> <td>110.86</td> <td>-38.76</td> <td>59.98</td> <td>33.70</td> <td>13.86</td> <td>35.44</td> <td>0.00</td> <td>200</td> <td>336</td> <td>PEAK</td> </tr> <tr> <td>2</td> <td>5861.45</td> <td>76.88</td> <td>108.99</td> <td>-32.11</td> <td>64.77</td> <td>33.70</td> <td>13.86</td> <td>35.45</td> <td>0.00</td> <td>200</td> <td>336</td> <td>PEAK</td> </tr> <tr> <td>3</td> <td>5923.40</td> <td>55.62</td> <td>69.38</td> <td>-13.76</td> <td>43.51</td> <td>33.65</td> <td>13.94</td> <td>35.48</td> <td>0.00</td> <td>200</td> <td>336</td> <td>PEAK</td> </tr> <tr> <td>4</td> <td>5935.48</td> <td>54.29</td> <td>68.20</td> <td>-13.91</td> <td>42.20</td> <td>33.63</td> <td>13.95</td> <td>35.49</td> <td>0.00</td> <td>200</td> <td>336</td> <td>PEAK</td> </tr> </tbody> </table>	Peak	Freq	Level	Limit	Line Margin	Read	Ant	Cable	Preamp	Aux	APos	TPos	Remark		MHz	dBuV/m	dBuV/m	dB	dBuV	dB/m	dB	dB	dB	dB	cm	deg	1	5854.98	72.10	110.86	-38.76	59.98	33.70	13.86	35.44	0.00	200	336	PEAK	2	5861.45	76.88	108.99	-32.11	64.77	33.70	13.86	35.45	0.00	200	336	PEAK	3	5923.40	55.62	69.38	-13.76	43.51	33.65	13.94	35.48	0.00	200	336	PEAK	4	5935.48	54.29	68.20	-13.91	42.20	33.63	13.95	35.49	0.00	200	336	PEAK	Blank
Peak	Freq	Level	Limit	Line Margin	Read	Ant	Cable	Preamp	Aux	APos	TPos	Remark																																																																				
	MHz	dBuV/m	dBuV/m	dB	dBuV	dB/m	dB	dB	dB	dB	cm	deg																																																																				
1	5854.98	72.10	110.86	-38.76	59.98	33.70	13.86	35.44	0.00	200	336	PEAK																																																																				
2	5861.45	76.88	108.99	-32.11	64.77	33.70	13.86	35.45	0.00	200	336	PEAK																																																																				
3	5923.40	55.62	69.38	-13.76	43.51	33.65	13.94	35.48	0.00	200	336	PEAK																																																																				
4	5935.48	54.29	68.20	-13.91	42.20	33.63	13.95	35.49	0.00	200	336	PEAK																																																																				



Mode	46																																																																																																																																							
	Harmonic																																																																																																																																							
	U-NII-3_5.725-5.85_802.11ax HE80_CH155_5775MHz																																																																																																																																							
ANT	1+2																																																																																																																																							
Pol.	Horizontal	Vertical																																																																																																																																						
Peak Avg	<p>Site : 03CH21-HY Condition: PEAK(UNII) 3m DRH18-E_LE2C03A18EN_240711 HORIZONTAL</p> <table border="1"> <thead> <tr> <th>Limit</th> <th>Read</th> <th>Ant</th> <th>Cable</th> <th>Preamp</th> <th>Aux</th> <th>Apos</th> <th>Tpos</th> <th>Remark</th> </tr> <tr> <th>Freq</th> <th>Level</th> <th>Line Margin</th> <th>Level</th> <th>Factor</th> <th>Loss Factor</th> <th>Factor</th> <th></th> <th></th> </tr> <tr> <th>MHz</th> <th>dBuV/m</th> <th>dBuV/m</th> <th>dB</th> <th>dBuV</th> <th>dB/m</th> <th>dB</th> <th>dB</th> <th>cm</th> <th>deg</th> </tr> </thead> <tbody> <tr> <td>1</td> <td>11550.00</td> <td>52.23</td> <td>74.00</td> <td>-21.77</td> <td>34.48</td> <td>38.50</td> <td>19.55</td> <td>41.05</td> <td>0.75</td> <td>396</td> <td>306</td> <td>PEAK</td> </tr> <tr> <td>2</td> <td>11550.00</td> <td>41.24</td> <td>54.00</td> <td>-12.76</td> <td>23.49</td> <td>38.50</td> <td>19.55</td> <td>41.05</td> <td>0.75</td> <td>396</td> <td>306</td> <td>AVERAGE</td> </tr> <tr> <td>3</td> <td>17325.00</td> <td>57.69</td> <td>68.20</td> <td>-10.51</td> <td>40.13</td> <td>39.90</td> <td>24.08</td> <td>47.02</td> <td>0.60</td> <td>202</td> <td>243</td> <td>PEAK</td> </tr> </tbody> </table>	Limit	Read	Ant	Cable	Preamp	Aux	Apos	Tpos	Remark	Freq	Level	Line Margin	Level	Factor	Loss Factor	Factor			MHz	dBuV/m	dBuV/m	dB	dBuV	dB/m	dB	dB	cm	deg	1	11550.00	52.23	74.00	-21.77	34.48	38.50	19.55	41.05	0.75	396	306	PEAK	2	11550.00	41.24	54.00	-12.76	23.49	38.50	19.55	41.05	0.75	396	306	AVERAGE	3	17325.00	57.69	68.20	-10.51	40.13	39.90	24.08	47.02	0.60	202	243	PEAK	<p>Site : 03CH21-HY Condition: PEAK(UNII) 3m DRH18-E_LE2C03A18EN_240711 VERTICAL</p> <table border="1"> <thead> <tr> <th>Limit</th> <th>Read</th> <th>Ant</th> <th>Cable</th> <th>Preamp</th> <th>Aux</th> <th>Apos</th> <th>Tpos</th> <th>Remark</th> </tr> <tr> <th>Freq</th> <th>Level</th> <th>Line Margin</th> <th>Level</th> <th>Factor</th> <th>Loss Factor</th> <th>Factor</th> <th></th> <th></th> </tr> <tr> <th>MHz</th> <th>dBuV/m</th> <th>dBuV/m</th> <th>dB</th> <th>dBuV</th> <th>dB/m</th> <th>dB</th> <th>dB</th> <th>cm</th> <th>deg</th> </tr> </thead> <tbody> <tr> <td>1</td> <td>11550.00</td> <td>52.15</td> <td>74.00</td> <td>-21.85</td> <td>34.40</td> <td>38.50</td> <td>19.55</td> <td>41.05</td> <td>0.75</td> <td>204</td> <td>256</td> <td>PEAK</td> </tr> <tr> <td>2</td> <td>11550.00</td> <td>41.26</td> <td>54.00</td> <td>-12.74</td> <td>23.51</td> <td>38.50</td> <td>19.55</td> <td>41.05</td> <td>0.75</td> <td>204</td> <td>256</td> <td>AVERAGE</td> </tr> <tr> <td>3</td> <td>17325.00</td> <td>57.79</td> <td>68.20</td> <td>-10.41</td> <td>40.23</td> <td>39.90</td> <td>24.08</td> <td>47.02</td> <td>0.60</td> <td>198</td> <td>286</td> <td>PEAK</td> </tr> </tbody> </table>	Limit	Read	Ant	Cable	Preamp	Aux	Apos	Tpos	Remark	Freq	Level	Line Margin	Level	Factor	Loss Factor	Factor			MHz	dBuV/m	dBuV/m	dB	dBuV	dB/m	dB	dB	cm	deg	1	11550.00	52.15	74.00	-21.85	34.40	38.50	19.55	41.05	0.75	204	256	PEAK	2	11550.00	41.26	54.00	-12.74	23.51	38.50	19.55	41.05	0.75	204	256	AVERAGE	3	17325.00	57.79	68.20	-10.41	40.23	39.90	24.08	47.02	0.60	198	286	PEAK
	Limit	Read	Ant	Cable	Preamp	Aux	Apos	Tpos	Remark																																																																																																																															
Freq	Level	Line Margin	Level	Factor	Loss Factor	Factor																																																																																																																																		
MHz	dBuV/m	dBuV/m	dB	dBuV	dB/m	dB	dB	cm	deg																																																																																																																															
1	11550.00	52.23	74.00	-21.77	34.48	38.50	19.55	41.05	0.75	396	306	PEAK																																																																																																																												
2	11550.00	41.24	54.00	-12.76	23.49	38.50	19.55	41.05	0.75	396	306	AVERAGE																																																																																																																												
3	17325.00	57.69	68.20	-10.51	40.13	39.90	24.08	47.02	0.60	202	243	PEAK																																																																																																																												
Limit	Read	Ant	Cable	Preamp	Aux	Apos	Tpos	Remark																																																																																																																																
Freq	Level	Line Margin	Level	Factor	Loss Factor	Factor																																																																																																																																		
MHz	dBuV/m	dBuV/m	dB	dBuV	dB/m	dB	dB	cm	deg																																																																																																																															
1	11550.00	52.15	74.00	-21.85	34.40	38.50	19.55	41.05	0.75	204	256	PEAK																																																																																																																												
2	11550.00	41.26	54.00	-12.74	23.51	38.50	19.55	41.05	0.75	204	256	AVERAGE																																																																																																																												
3	17325.00	57.79	68.20	-10.41	40.23	39.90	24.08	47.02	0.60	198	286	PEAK																																																																																																																												



Mode	46	
	Harmonic	
	U-NII-3_5.725-5.85_802.11ax HE80_CH155_5775MHz	
ANT	1+2	
Pol.	Horizontal	Vertical
10.6G ~18G Avg	<p>Site : 03CH21-HY Condition: AVG_54 3m DRH18-E_LE2C03A18EN_240711 HORIZONTAL</p>	<p>Site : 03CH21-HY Condition: AVG_54 3m DRH18-E_LE2C03A18EN_240711 VERTICAL</p>



Mode	49																																																																																																																																																																																							
	LF																																																																																																																																																																																							
	U-NII-3_5.725-5.85_802.11a_CH157_5785MHz																																																																																																																																																																																							
ANT	1+2																																																																																																																																																																																							
Pol.	Horizontal	Vertical																																																																																																																																																																																						
QP/ Peak	<p>Site : 03CH21-HY Condition: QP 3m LF_633038001_241217 HORIZONTAL</p> <table border="1"> <thead> <tr> <th>Peak</th> <th>Freq (MHz)</th> <th>Level (dBuV/m)</th> <th>Limit (dBuV/m)</th> <th>Line Margin (dB)</th> <th>Read Level (dBuV)</th> <th>Ant Factor (dB/m)</th> <th>Cable Loss (dB)</th> <th>Preamp Factor (dB)</th> <th>Aux Factor (dB)</th> <th>APos (cm)</th> <th>TPos (deg)</th> <th>Remark</th> </tr> </thead> <tbody> <tr><td>1</td><td>30.97</td><td>22.17</td><td>40.00</td><td>-17.83</td><td>29.49</td><td>24.43</td><td>0.87</td><td>32.65</td><td>0.03</td><td>--</td><td>--</td><td>Peak</td></tr> <tr><td>2</td><td>185.20</td><td>19.31</td><td>43.50</td><td>-24.19</td><td>34.79</td><td>14.70</td><td>2.36</td><td>32.62</td><td>0.08</td><td>--</td><td>--</td><td>Peak</td></tr> <tr><td>3</td><td>250.19</td><td>25.04</td><td>46.00</td><td>-20.96</td><td>36.12</td><td>18.72</td><td>2.75</td><td>32.63</td><td>0.08</td><td>--</td><td>--</td><td>Peak</td></tr> <tr><td>4</td><td>513.06</td><td>25.69</td><td>46.00</td><td>-20.31</td><td>30.35</td><td>24.16</td><td>3.96</td><td>32.84</td><td>0.06</td><td>--</td><td>--</td><td>Peak</td></tr> <tr><td>5</td><td>708.03</td><td>26.82</td><td>46.00</td><td>-19.18</td><td>28.12</td><td>26.76</td><td>4.68</td><td>32.89</td><td>0.15</td><td>300</td><td>271</td><td>QP</td></tr> <tr><td>6</td><td>956.35</td><td>35.36</td><td>46.00</td><td>-10.64</td><td>29.55</td><td>31.50</td><td>5.47</td><td>31.35</td><td>0.19</td><td>--</td><td>--</td><td>Peak</td></tr> </tbody> </table>	Peak	Freq (MHz)	Level (dBuV/m)	Limit (dBuV/m)	Line Margin (dB)	Read Level (dBuV)	Ant Factor (dB/m)	Cable Loss (dB)	Preamp Factor (dB)	Aux Factor (dB)	APos (cm)	TPos (deg)	Remark	1	30.97	22.17	40.00	-17.83	29.49	24.43	0.87	32.65	0.03	--	--	Peak	2	185.20	19.31	43.50	-24.19	34.79	14.70	2.36	32.62	0.08	--	--	Peak	3	250.19	25.04	46.00	-20.96	36.12	18.72	2.75	32.63	0.08	--	--	Peak	4	513.06	25.69	46.00	-20.31	30.35	24.16	3.96	32.84	0.06	--	--	Peak	5	708.03	26.82	46.00	-19.18	28.12	26.76	4.68	32.89	0.15	300	271	QP	6	956.35	35.36	46.00	-10.64	29.55	31.50	5.47	31.35	0.19	--	--	Peak	<p>Site : 03CH21-HY Condition: QP 3m LF_633038001_241217 VERTICAL</p> <table border="1"> <thead> <tr> <th>Peak</th> <th>Freq (MHz)</th> <th>Level (dBuV/m)</th> <th>Limit (dBuV/m)</th> <th>Line Margin (dB)</th> <th>Read Level (dBuV)</th> <th>Ant Factor (dB/m)</th> <th>Cable Loss (dB)</th> <th>Preamp Factor (dB)</th> <th>Aux Factor (dB)</th> <th>APos (cm)</th> <th>TPos (deg)</th> <th>Remark</th> </tr> </thead> <tbody> <tr><td>1</td><td>33.88</td><td>32.51</td><td>40.00</td><td>-7.49</td><td>41.08</td><td>23.12</td><td>0.92</td><td>32.64</td><td>0.03</td><td>--</td><td>--</td><td>Peak</td></tr> <tr><td>2</td><td>178.41</td><td>21.16</td><td>43.50</td><td>-22.34</td><td>36.38</td><td>15.00</td><td>2.31</td><td>32.62</td><td>0.09</td><td>--</td><td>--</td><td>Peak</td></tr> <tr><td>3</td><td>260.86</td><td>21.54</td><td>46.00</td><td>-24.46</td><td>31.10</td><td>20.18</td><td>2.81</td><td>32.63</td><td>0.08</td><td>--</td><td>--</td><td>Peak</td></tr> <tr><td>4</td><td>513.06</td><td>26.36</td><td>46.00</td><td>-19.64</td><td>31.02</td><td>24.16</td><td>3.96</td><td>32.84</td><td>0.06</td><td>--</td><td>--</td><td>Peak</td></tr> <tr><td>5</td><td>709.97</td><td>28.25</td><td>46.00</td><td>-17.75</td><td>29.50</td><td>26.80</td><td>4.68</td><td>32.88</td><td>0.15</td><td>200</td><td>33</td><td>QP</td></tr> <tr><td>6</td><td>954.41</td><td>35.82</td><td>46.00</td><td>-10.18</td><td>30.08</td><td>31.46</td><td>5.46</td><td>31.37</td><td>0.19</td><td>--</td><td>--</td><td>Peak</td></tr> </tbody> </table>	Peak	Freq (MHz)	Level (dBuV/m)	Limit (dBuV/m)	Line Margin (dB)	Read Level (dBuV)	Ant Factor (dB/m)	Cable Loss (dB)	Preamp Factor (dB)	Aux Factor (dB)	APos (cm)	TPos (deg)	Remark	1	33.88	32.51	40.00	-7.49	41.08	23.12	0.92	32.64	0.03	--	--	Peak	2	178.41	21.16	43.50	-22.34	36.38	15.00	2.31	32.62	0.09	--	--	Peak	3	260.86	21.54	46.00	-24.46	31.10	20.18	2.81	32.63	0.08	--	--	Peak	4	513.06	26.36	46.00	-19.64	31.02	24.16	3.96	32.84	0.06	--	--	Peak	5	709.97	28.25	46.00	-17.75	29.50	26.80	4.68	32.88	0.15	200	33	QP	6	954.41	35.82	46.00	-10.18	30.08	31.46	5.46	31.37	0.19	--	--	Peak
Peak	Freq (MHz)	Level (dBuV/m)	Limit (dBuV/m)	Line Margin (dB)	Read Level (dBuV)	Ant Factor (dB/m)	Cable Loss (dB)	Preamp Factor (dB)	Aux Factor (dB)	APos (cm)	TPos (deg)	Remark																																																																																																																																																																												
1	30.97	22.17	40.00	-17.83	29.49	24.43	0.87	32.65	0.03	--	--	Peak																																																																																																																																																																												
2	185.20	19.31	43.50	-24.19	34.79	14.70	2.36	32.62	0.08	--	--	Peak																																																																																																																																																																												
3	250.19	25.04	46.00	-20.96	36.12	18.72	2.75	32.63	0.08	--	--	Peak																																																																																																																																																																												
4	513.06	25.69	46.00	-20.31	30.35	24.16	3.96	32.84	0.06	--	--	Peak																																																																																																																																																																												
5	708.03	26.82	46.00	-19.18	28.12	26.76	4.68	32.89	0.15	300	271	QP																																																																																																																																																																												
6	956.35	35.36	46.00	-10.64	29.55	31.50	5.47	31.35	0.19	--	--	Peak																																																																																																																																																																												
Peak	Freq (MHz)	Level (dBuV/m)	Limit (dBuV/m)	Line Margin (dB)	Read Level (dBuV)	Ant Factor (dB/m)	Cable Loss (dB)	Preamp Factor (dB)	Aux Factor (dB)	APos (cm)	TPos (deg)	Remark																																																																																																																																																																												
1	33.88	32.51	40.00	-7.49	41.08	23.12	0.92	32.64	0.03	--	--	Peak																																																																																																																																																																												
2	178.41	21.16	43.50	-22.34	36.38	15.00	2.31	32.62	0.09	--	--	Peak																																																																																																																																																																												
3	260.86	21.54	46.00	-24.46	31.10	20.18	2.81	32.63	0.08	--	--	Peak																																																																																																																																																																												
4	513.06	26.36	46.00	-19.64	31.02	24.16	3.96	32.84	0.06	--	--	Peak																																																																																																																																																																												
5	709.97	28.25	46.00	-17.75	29.50	26.80	4.68	32.88	0.15	200	33	QP																																																																																																																																																																												
6	954.41	35.82	46.00	-10.18	30.08	31.46	5.46	31.37	0.19	--	--	Peak																																																																																																																																																																												



Mode	50																																																																																																																																	
	SHF																																																																																																																																	
	U-NII-3_5.725-5.85_802.11a_CH157_5785MHz																																																																																																																																	
ANT	1+2																																																																																																																																	
Pol.	Horizontal	Vertical																																																																																																																																
Peak	<p>Site : 03CH21-HY Condition: PEAK(UNII) 1m BBHA9170_1223_240622 HORIZONTAL</p> <table border="1"> <thead> <tr> <th>Limit</th> <th>Read</th> <th>Ant</th> <th>Cable</th> <th>Preamp</th> <th>Aux</th> <th>APos</th> <th>TPos</th> <th>Remark</th> </tr> <tr> <th>Freq</th> <th>Level</th> <th>Line Margin</th> <th>Level</th> <th>Factor</th> <th>Loss Factor</th> <th>Factor</th> <th></th> <th></th> </tr> <tr> <th>MHz</th> <th>dBuV/m</th> <th>dBuV/m</th> <th>dB</th> <th>dBuV</th> <th>dB/m</th> <th>dB</th> <th>dB</th> <th>cm</th> <th>deg</th> </tr> </thead> <tbody> <tr> <td>1</td> <td>23312.00</td> <td>41.74</td> <td>68.20</td> <td>-26.46</td> <td>44.31</td> <td>38.95</td> <td>28.20</td> <td>60.18</td> <td>-9.54</td> <td>--</td> <td>PEAK</td> </tr> <tr> <td>2</td> <td>30943.69</td> <td>50.94</td> <td>74.00</td> <td>-23.06</td> <td>39.18</td> <td>44.30</td> <td>37.65</td> <td>60.65</td> <td>-9.54</td> <td>--</td> <td>PEAK</td> </tr> <tr> <td>3</td> <td>38943.69</td> <td>41.21</td> <td>54.00</td> <td>-12.79</td> <td>29.45</td> <td>44.30</td> <td>37.65</td> <td>60.65</td> <td>-9.54</td> <td>--</td> <td>AVERAGE</td> </tr> </tbody> </table>	Limit	Read	Ant	Cable	Preamp	Aux	APos	TPos	Remark	Freq	Level	Line Margin	Level	Factor	Loss Factor	Factor			MHz	dBuV/m	dBuV/m	dB	dBuV	dB/m	dB	dB	cm	deg	1	23312.00	41.74	68.20	-26.46	44.31	38.95	28.20	60.18	-9.54	--	PEAK	2	30943.69	50.94	74.00	-23.06	39.18	44.30	37.65	60.65	-9.54	--	PEAK	3	38943.69	41.21	54.00	-12.79	29.45	44.30	37.65	60.65	-9.54	--	AVERAGE	<p>Site : 03CH21-HY Condition: PEAK(UNII) 1m BBHA9170_1223_240622 VERTICAL</p> <table border="1"> <thead> <tr> <th>Limit</th> <th>Read</th> <th>Ant</th> <th>Cable</th> <th>Preamp</th> <th>Aux</th> <th>APos</th> <th>TPos</th> <th>Remark</th> </tr> <tr> <th>Freq</th> <th>Level</th> <th>Line Margin</th> <th>Level</th> <th>Factor</th> <th>Loss Factor</th> <th>Factor</th> <th></th> <th></th> </tr> <tr> <th>MHz</th> <th>dBuV/m</th> <th>dBuV/m</th> <th>dB</th> <th>dBuV</th> <th>dB/m</th> <th>dB</th> <th>dB</th> <th>cm</th> <th>deg</th> </tr> </thead> <tbody> <tr> <td>1</td> <td>25920.00</td> <td>41.83</td> <td>68.20</td> <td>-26.37</td> <td>42.91</td> <td>39.14</td> <td>29.82</td> <td>60.50</td> <td>-9.54</td> <td>--</td> <td>PEAK</td> </tr> <tr> <td>2</td> <td>30950.83</td> <td>51.12</td> <td>74.00</td> <td>-22.88</td> <td>39.26</td> <td>44.40</td> <td>37.66</td> <td>60.66</td> <td>-9.54</td> <td>--</td> <td>PEAK</td> </tr> <tr> <td>3</td> <td>38950.83</td> <td>41.34</td> <td>54.00</td> <td>-12.66</td> <td>29.48</td> <td>44.40</td> <td>37.66</td> <td>60.66</td> <td>-9.54</td> <td>--</td> <td>AVERAGE</td> </tr> </tbody> </table>	Limit	Read	Ant	Cable	Preamp	Aux	APos	TPos	Remark	Freq	Level	Line Margin	Level	Factor	Loss Factor	Factor			MHz	dBuV/m	dBuV/m	dB	dBuV	dB/m	dB	dB	cm	deg	1	25920.00	41.83	68.20	-26.37	42.91	39.14	29.82	60.50	-9.54	--	PEAK	2	30950.83	51.12	74.00	-22.88	39.26	44.40	37.66	60.66	-9.54	--	PEAK	3	38950.83	41.34	54.00	-12.66	29.48	44.40	37.66	60.66	-9.54	--	AVERAGE
	Limit	Read	Ant	Cable	Preamp	Aux	APos	TPos	Remark																																																																																																																									
Freq	Level	Line Margin	Level	Factor	Loss Factor	Factor																																																																																																																												
MHz	dBuV/m	dBuV/m	dB	dBuV	dB/m	dB	dB	cm	deg																																																																																																																									
1	23312.00	41.74	68.20	-26.46	44.31	38.95	28.20	60.18	-9.54	--	PEAK																																																																																																																							
2	30943.69	50.94	74.00	-23.06	39.18	44.30	37.65	60.65	-9.54	--	PEAK																																																																																																																							
3	38943.69	41.21	54.00	-12.79	29.45	44.30	37.65	60.65	-9.54	--	AVERAGE																																																																																																																							
Limit	Read	Ant	Cable	Preamp	Aux	APos	TPos	Remark																																																																																																																										
Freq	Level	Line Margin	Level	Factor	Loss Factor	Factor																																																																																																																												
MHz	dBuV/m	dBuV/m	dB	dBuV	dB/m	dB	dB	cm	deg																																																																																																																									
1	25920.00	41.83	68.20	-26.37	42.91	39.14	29.82	60.50	-9.54	--	PEAK																																																																																																																							
2	30950.83	51.12	74.00	-22.88	39.26	44.40	37.66	60.66	-9.54	--	PEAK																																																																																																																							
3	38950.83	41.34	54.00	-12.66	29.48	44.40	37.66	60.66	-9.54	--	AVERAGE																																																																																																																							

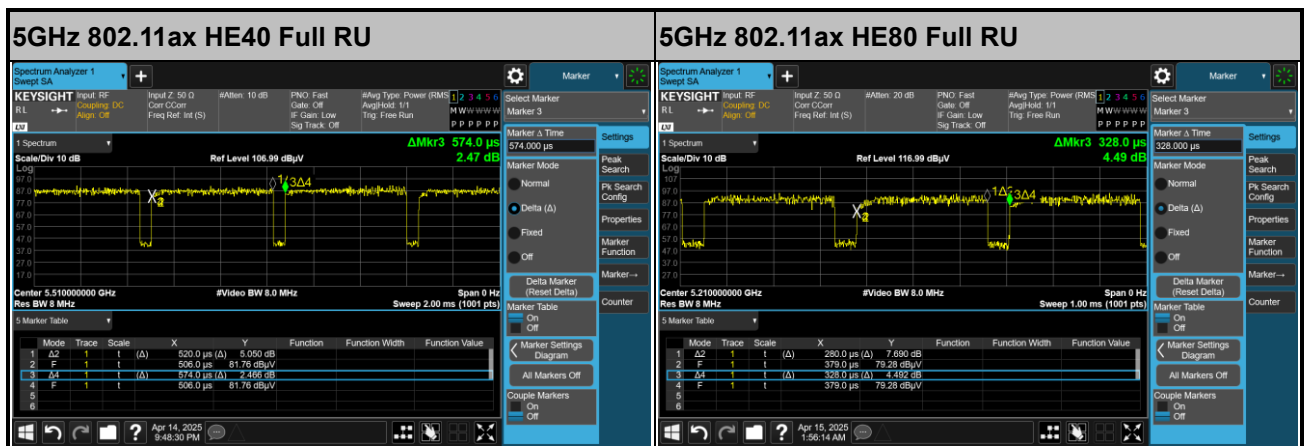
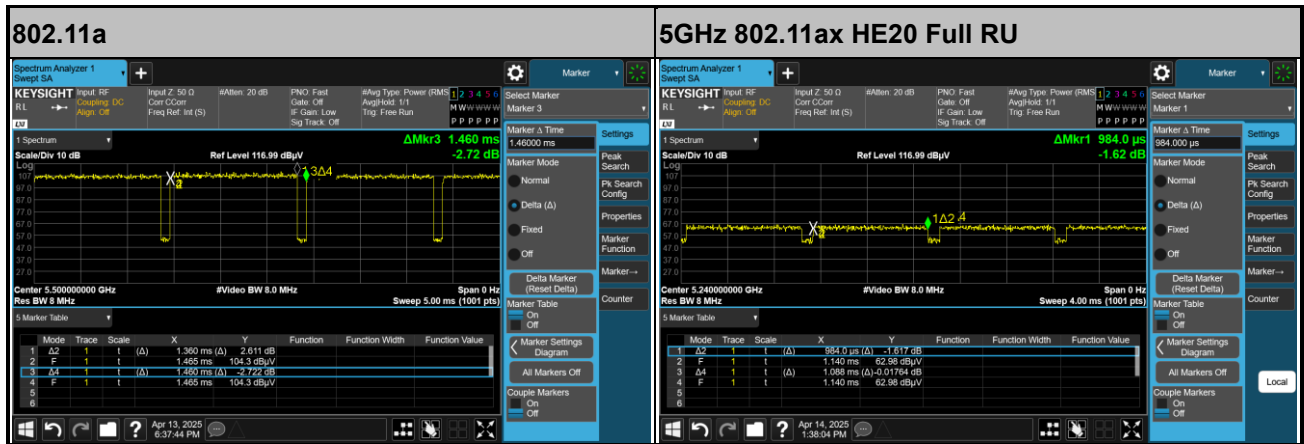


Appendix D. Duty Cycle Plots

<For Radiated Spurious Emission test>

Antenna	Band	Duty Cycle (%)	T(us)	1/T(kHz)	VBW Setting
1+2	802.11a	93.15	1360	0.74	750Hz
1+2	5GHz 802.11ax HE20 Full RU	90.44	984	1.02	1.1kHz
1+2	5GHz 802.11ax HE40 Full RU	90.59	520	1.92	2kHz
1+2	5GHz 802.11ax HE80 Full RU	85.37	280	3.57	3.6kHz

MIMO <Ant. 1+2>



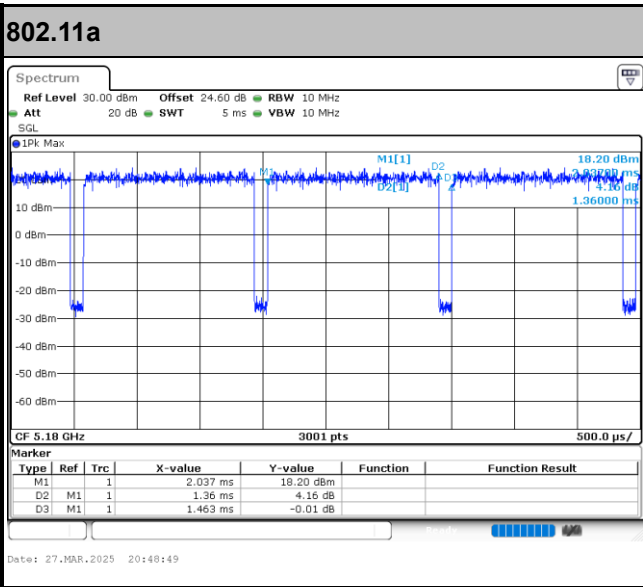


<For Conducted test>

Antenna	Band	Duty Cycle(%)	T(us)	Duty Factor(dB)
1+2	802.11a for Ant 1	92.96	1360	0.32
1+2	802.11a for Ant 2	92.90	1360	0.32
1+2	5GHz 802.11n HT20 for Ant 1	92.44	1272	0.34
1+2	5GHz 802.11n HT20 for Ant 2	92.45	1273	0.34
1+2	5GHz 802.11n HT40 for Ant 1	92.12	631	0.36
1+2	5GHz 802.11n HT40 for Ant 2	92.27	633	0.35
1+2	5GHz 802.11ac VHT20 for Ant 1	92.46	1276	0.34
1+2	5GHz 802.11ac VHT20 for Ant 2	92.54	1277	0.34
1+2	5GHz 802.11ac VHT40 for Ant 1	92.30	635	0.35
1+2	5GHz 802.11ac VHT40 for Ant 2	92.32	637	0.35
1+2	5GHz 802.11ac VHT80 Ant 1	86.63	315	0.62
1+2	5GHz 802.11ac VHT80 Ant 2	86.67	316	0.62
1+2	5GHz 802.11ax HE20 Full RU for Ant 1	90.46	986	0.44
1+2	5GHz 802.11ax HE20 Full RU for Ant 2	90.55	987	0.43
1+2	5GHz 802.11ax HE40 Full RU for Ant 1	90.75	520	0.42
1+2	5GHz 802.11ax HE40 Full RU for Ant 2	90.59	520	0.43
1+2	5GHz 802.11ax HE80 Full RU for Ant 1	85.16	279	0.70
1+2	5GHz 802.11ax HE80 Full RU for Ant 2	85.06	279	0.70



MIMO <Ant. 1>



MIMO <Ant. 2>

