

User Manual

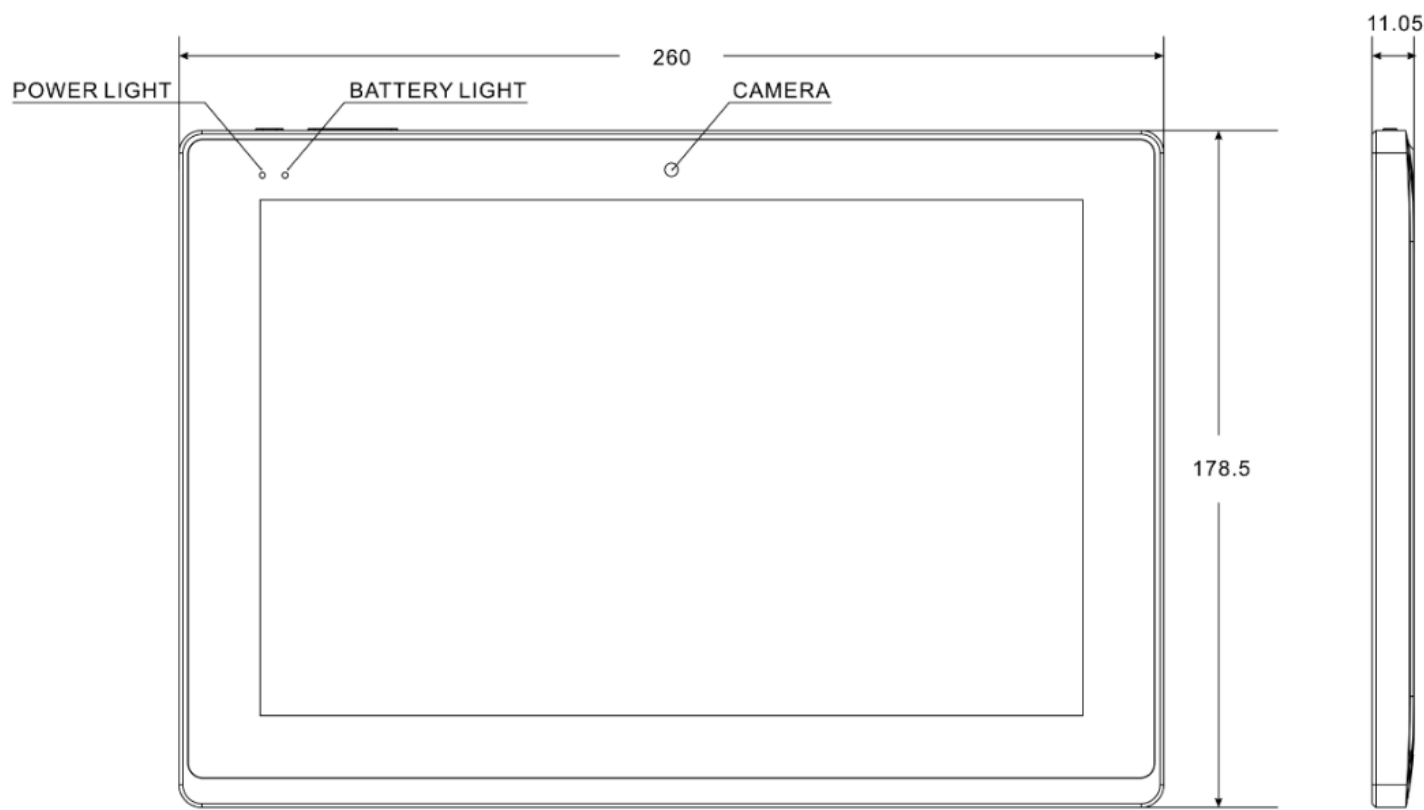
Product Name: Tablet

Model: MC-100

Manufacture: Estone Group LLC

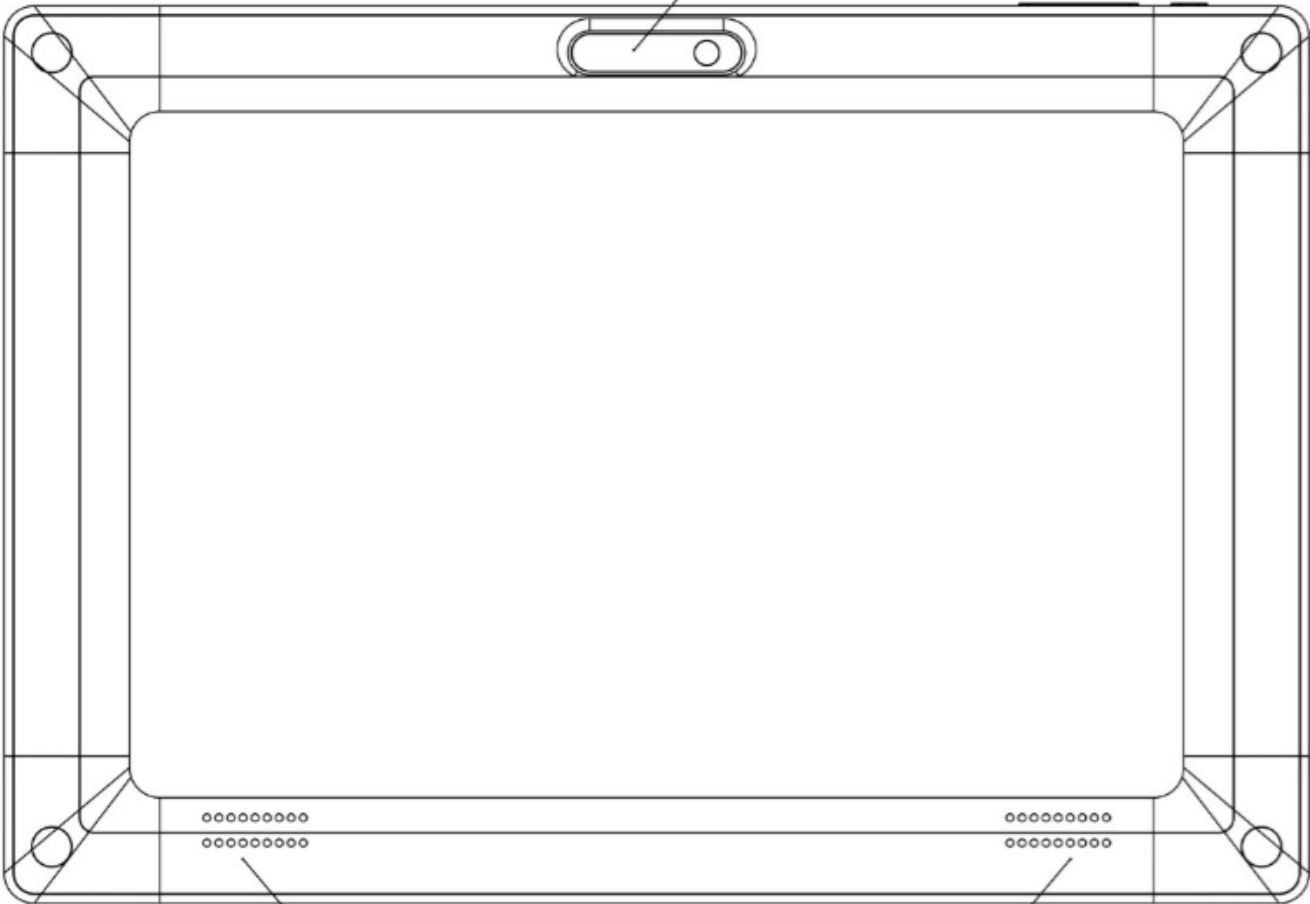
Dimensions

Front and Side View



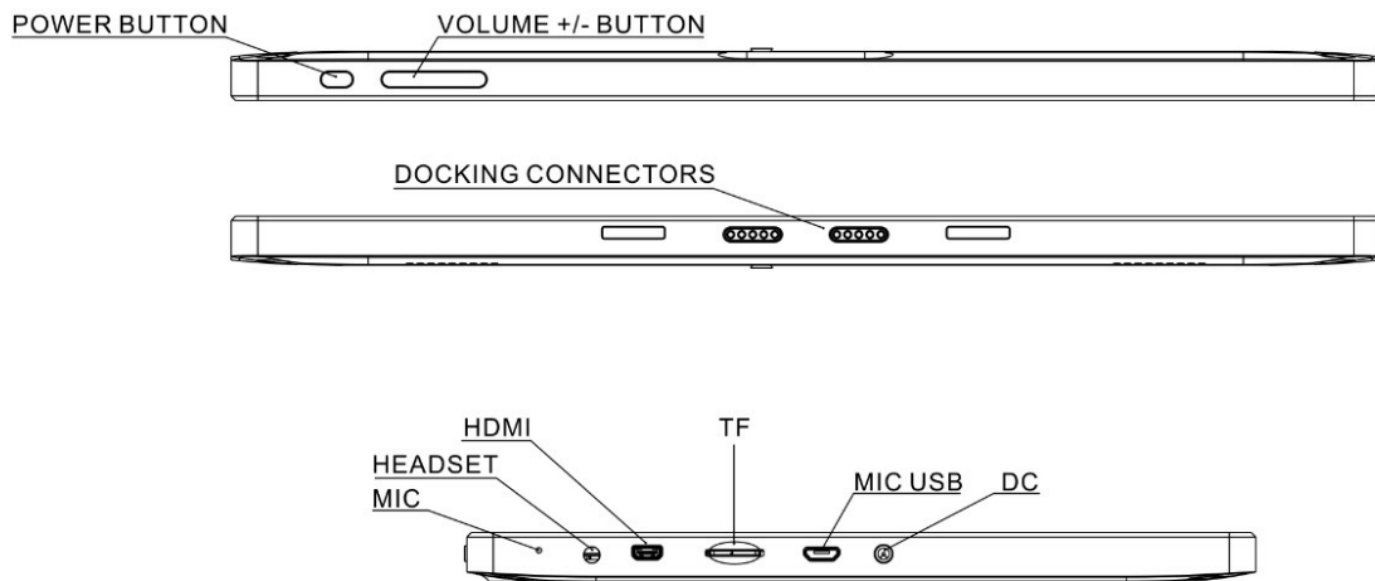
Rear View

CAMERA



SPEAKERS

Connector



Hardware Specifications

Features	Description
OS	Win 10
Processor	Intel Z8350 1.44GHz
Memory	2GB DDR3L
EMMC	32GB
Wi-Fi	Wi-Fi 802.11 b/g/n
Antennas	2.4G WiFi internal embedded antenna
Display	10in (800*1280) IPS LCD 300 nits LED backlight brightness
Touch Panel	10-point Capacitive
Battery	4300 mAh/7.4V
Buttons	Power Button/VOL \pm Button
Motion Detection	G-sensor
Speakers	Stereo, min 1W per channel speaker support.
Microphone	Low noise, suitable for voice capture
USB	Micro USB X 1
HDMI	Micro HDMI X 1
Audio	3.5mm Audio Jack X 1
DC Jack	2.5mm DC Jack X 1
Micro SD	Micro SD slot X 1
Docking connector	5 Pin PoGo pin connector X 2
Front Camera	2Mega Pixels
Rear Camera	5 Mega Pixels

WLAN

Provide as far as 300 feet WLAN (100 M) wireless network access range. If you want to use the Tablet of WLAN, you have to connect to wireless access point or "hot spots".

NOTICE: The availability of WLAN signal coverage and will depend on the quantity, infrastructure, and other signals penetrate the object and decide.

Open the WLAN and connect to a wireless network

1. Press the Home key, click on Setting-> Wireless & networks.
2. Select WLAN check box, to open Wi-Fi. The phone will automatically scan can be used a wireless network.
3. Click on the Wi-Fi settings. Then WLAN network will display a list of WLAN to find the network of the name and security Settings.
4. Touch one of the WLAN network to connection. When you select open network, Tablet will be connected to the network. If selected is WEP, WPA/WPA2 encryption network, it must first corresponding input password, and then the touch connection

Connect to other WLAN networks

1. Wireless and network on the screen, touch the WLAN settings. Find WLAN networks will be displayed in the WLAN network list.
2. Touch other WLAN networks can be connected to the network.

Regulatory Information

FCC Caution.

This device complies with part 15 of the FCC Rules. Operation is subject to the following two conditions:

- (1) This device may not cause harmful interference, and
- (2) this device must accept any interference received, including interference that may cause undesired operation.

Any Changes or modifications not expressly approved by the party responsible for compliance could void the user's authority to operate the equipment.

Note: This equipment has been tested and found to comply with the limits for a Class B digital device, pursuant to part 15 of the FCC Rules. These limits are designed to provide reasonable protection against harmful interference in a residential installation. This equipment generates uses and can radiate radio frequency energy and, if not installed and used in accordance with the instructions, may cause harmful interference to radio communications. However, there is no guarantee that interference will not occur in a particular installation. If this equipment does cause harmful interference to radio or television reception, which can be determined by turning the equipment off and on, the user is encouraged to try to correct the interference by one or more of the following measures:

- Reorient or relocate the receiving antenna.
- Increase the separation between the equipment and receiver.
- Connect the equipment into an outlet on a circuit different from that to which the receiver is connected.
- Consult the dealer or an experienced radio/TV technician for help.

The device has been evaluated to meet general RF exposure requirement. The device can be used in portable exposure condition without restriction. .