

13. TEST RESULTS

13.1. SAR Test Results Summary

13.1.1. Test position and configuration

Head SAR was performed with the device configured in the positions according to IEEE 1528-2013, Body-worn SAR was performed with the device 10mm from the phantom, and 4 Edges SAR was performed with the device 10mm from the phantom.

13.1.2. Operation Mode

1. Per KDB 447498 D01 v06 ,for each exposure position, if the highest 1-g SAR is ≤ 0.8 W/kg, testing for low and high channel is optional.
2. Per KDB 865664 D01 v01r04,for each frequency band, if the measured SAR is ≥ 0.8 W/Kg, testing for repeated SAR measurement is required , that the highest measured SAR is only to be tested. When the SAR results are near the limit, the following procedures are required for each device to verify these types of SAR measurement related variation concerns by repeating the highest measured SAR configuration in each frequency band.
 - (1) When the original highest measured SAR is ≥ 0.8 W/Kg, repeat that measurement once.
 - (2) Perform a second repeated measurement only if the ratio of largest to smallest SAR for the original and first repeated measurements is >1.20 or when the original or repeated measurement is ≥ 1.45 W/Kg.
 - (3) Perform a third repeated measurement only if the original, first and second repeated measurement is ≥ 1.5 W/Kg and ratio of largest to smallest SAR for the original, first and second measurement is ≥ 1.20 .
3. Body-worn exposure conditions are intended to voice call operations, therefore GSM voice call mode is selected to be test.
4. Per KDB 648474 D04 v01r03,when the reported SAR for a body-worn accessory measured without a headset connected to the handset is ≤ 1.2 W/Kg, SAR testing with a headset connected is not required.
5. Per KDB 248227 D01v02r02,for 2.4GHz 802.11g/n SAR testing is not required when the highest reported SAR for DSSS is adjusted by the ratio of OFDM to DSSS specified maximum output power and the adjusted SAR is ≤ 1.2 W/kg.
6. Per KDB 941225 D06 V02r01, When the same wireless mode transmission configurations for voice and data are required for SAR measurements, the more conservative configuration with a smaller separation distance should be tested for the overlapping SAR configurations.
7. Maximum Scaling SAR in order to calculate the Maximum SAR values to test under the standard Peak Power, Calculation method is as follows:
Maximum Scaling SAR =tested SAR (Max.) \times [maximum turn-up power (mw)/ maximum measurement output power(mw)]
8. Proximity sensor, just for avoiding the wrong operation in the phone screen when call, and has no influence on output power or SAR result
9. Per KDB 941225 D05v02r03, start with the largest channel bandwidth and measure SAR for QPSK with 1RB allocation using the RB offset and required test channel combination with highest maximum output power for RB offsets at the upper edge, middle and lower edge of each required test channel.
10. Per KDB 941125 D05v02r03, 50% RB allocation for QPSK SAR testing follows 1RB QPSK allocation procedure.



11. Per KDB 941125 D05v02r03. For QPSK with 100% RB allocation. SAR is not required when the highest maximum output power for 100% RB allocation is less than the highest maximum output power in 50% and 1RB allocation and the highest reported SAR is >1.45 W/Kg, the remaining required test channels must also be tested.
12. Per KDB 941125 D05v02r03. 16QAM output power for each RB allocation configuration is not 1/2 dB higher than the same configuration in QPSK and the reported SAR for the QPSK configuration is ≤ 1.45 W/Kg, Per KDB 941225 D05v02r02, 16QAM SAR testing is not required.
13. Per KDB 941125 D05v02r03. Smaller bandwidth output power for each RB allocation configuration is $>$ not 1/2 dB higher than the same configuration in the largest supported bandwidth, and the reported SAR for the largest supported bandwidth is ≤ 1.45 W/Kg. Per KDB 941125 D05v02r03, smaller bandwidth SAR testing is not required.



13.1.3. Test Result

SAR MEASUREMENT									
Depth of Liquid (cm):>15					Relative Humidity (%): 47.8				
Product: Smart Phone									
Test Mode: GSM850 with GMSK modulation									
Position	Mode	Ch.	Fr. (MHz)	Power Drift ($\pm 5\%$)	SAR (1g) (W/kg)	Max. Tune-up Power (dBm)	Meas. output Power (dBm)	Scaled SAR (W/Kg)	Limit (W/kg)
SIM 1 Card									
Left Cheek	voice	190	836.6	-0.87	0.242	31.50	31.11	0.265	1.6
Left Tilt	voice	190	836.6	0.94	0.141	31.50	31.11	0.154	1.6
Right Cheek	voice	190	836.6	-0.92	0.214	31.50	31.11	0.234	1.6
Right Tilt	voice	190	836.6	-0.86	0.176	31.50	31.11	0.193	1.6
Body back	voice	190	836.6	0.94	0.003	31.50	31.11	0.003	1.6
Body front	voice	190	836.6	-0.86	0.003	31.50	31.11	0.003	1.6
Body back	GPRS-2 slot	190	836.6	-0.95	0.397	29.00	28.55	0.440	1.6
Body front	GPRS-2 slot	190	836.6	0.73	0.364	29.00	28.55	0.404	1.6
Edge 2(Right)	GPRS-2 slot	190	836.6	-0.89	0.254	29.00	28.55	0.282	1.6
Edge 3(Bottom)	GPRS-2 slot	190	836.6	-0.81	0.087	29.00	28.55	0.096	1.6
Edge 4(Left)	GPRS-2 slot	190	836.6	0.89	0.192	29.00	28.55	0.213	1.6

Note:

- When the 1-g Reported SAR is ≤ 0.8 W/kg, testing for low and high channel is optional. Refer to KDB 447498.
- The test separation for body back, body front and 4 Edges is 10mm of all above table.



Attestation of Global Compliance(Shenzhen)Co.,Ltd.

Add: 2/F., Building 2, No.1-4, Chaxi Sanwei Technial Industrial Park, Gushu, Xixiang, Bao'an District, Shenzhen, Guangdong, China

Tel: +86-755 2523 4088

E-mail: agc@agc-cert.com

Service Hotline:400 089 2118

SAR MEASUREMENT									
Depth of Liquid (cm):>15					Relative Humidity (%): 49.4				
Product: Smart Phone									
Test Mode: PCS1900 with GMSK modulation									
Position	Mode	Ch.	Fr. (MHz)	Power Drift (<±5%)	SAR (1g) (W/kg)	Max. Tune-up Power (dBm)	Meas. output Power (dBm)	Scaled SAR (W/Kg)	Limit (W/kg)
SIM 1 Card									
Left Cheek	voice	661	1880.0	-1.06	0.087	29.80	29.48	0.094	1.6
Left Tilt	voice	661	1880.0	-1.12	0.049	29.80	29.48	0.053	1.6
Right Cheek	voice	661	1880.0	1.09	0.135	29.80	29.48	0.145	1.6
Right Tilt	voice	661	1880.0	-1.17	0.056	29.80	29.48	0.060	1.6
Body back	voice	661	1880.0	-1.13	0.274	29.80	29.48	0.295	1.6
Body front	voice	661	1880.0	1.05	0.193	29.80	29.48	0.208	1.6
Body back	GPRS-3 slot	661	1880.0	-1.08	0.503	25.50	25.49	0.504	1.6
Body front	GPRS-3 slot	661	1880.0	1.15	0.355	25.50	25.49	0.356	1.6
Edge 2(Right)	GPRS-3 slot	661	1880.0	-1.06	0.079	25.50	25.49	0.079	1.6
Edge 3(Bottom)	GPRS-3 slot	661	1880.0	-1.04	0.247	25.50	25.49	0.248	1.6
Edge 4(Left)	GPRS-3 slot	661	1880.0	1.09	0.207	25.50	25.49	0.207	1.6

Note:

- When the 1-g Reported SAR is ≤ 0.8 W/kg, testing for low and high channel is optional. Refer to KDB 447498.
- The test separation for body back, body front and 4 Edges is 10mm of all above table.



Attestation of Global Compliance(Shenzhen)Co.,Ltd.

Add: 2/F., Building 2, No.1-4, Chaxi Sanwei Technial Industrial Park, Gushu, Xixiang, Bao'an District, Shenzhen, Guangdong, China

Tel: +86-755 2523 4088

E-mail: agc@agc-cert.com

Service Hotline:400 089 2118

SAR MEASUREMENT									
Depth of Liquid (cm):>15					Relative Humidity (%): 49.4				
Product: Smart Phone									
Test Mode: WCDMA Band II with QPSK modulation									
Position	Mode	Ch.	Fr. (MHz)	Power Drift ($\pm 5\%$)	SAR (1g) (W/kg)	Max. Tune-up Power (dBm)	Meas. output Power (dBm)	Scaled SAR (W/Kg)	Limit (W/kg)
Left Cheek	RMC 12.2kbps	9400	1880	1.17	0.091	22.60	22.11	0.102	1.6
Left Tilt	RMC 12.2kbps	9400	1880	-1.13	0.053	22.60	22.11	0.059	1.6
Right Cheek	RMC 12.2kbps	9400	1880	-1.16	0.194	22.60	22.11	0.217	1.6
Right Tilt	RMC 12.2kbps	9400	1880	1.12	0.078	22.60	22.11	0.087	1.6
Body back	RMC 12.2kbps	9400	1880	-1.19	0.341	22.60	22.11	0.382	1.6
Body front	RMC 12.2kbps	9400	1880	1.15	0.277	22.60	22.11	0.310	1.6
Edge 2(Right)	RMC 12.2kbps	9400	1880	-1.10	0.044	22.60	22.11	0.049	1.6
Edge 3(Bottom)	RMC 12.2kbps	9400	1880	1.14	0.244	22.60	22.11	0.273	1.6
Edge 4(Left)	RMC 12.2kbps	9400	1880	-1.10	0.226	22.60	22.11	0.253	1.6

Note:

- When the 1-g Reported SAR is ≤ 0.8 W/kg, testing for low and high channel is optional. Refer to KDB 447498.
- The test separation for body back, body front and 4 Edges is 10mm of all above table.



Attestation of Global Compliance(Shenzhen)Co.,Ltd.

Add: 2/F., Building 2, No.1-4, Chaxi Sanwei Technial Industrial Park, Gushu, Xixiang, Bao'an District, Shenzhen, Guangdong, China

Tel: +86-755 2523 4088

E-mail: agc@agc-cert.com

Service Hotline:400 089 2118

SAR MEASUREMENT									
Depth of Liquid (cm):>15					Relative Humidity (%): 47.8				
Product: Smart Phone									
Test Mode: WCDMA Band V with QPSK modulation									
Position	Mode	Ch.	Fr. (MHz)	Power Drift ($\pm 5\%$)	SAR (1g) (W/kg)	Max. Tune-up Power (dBm)	Meas. output Power (dBm)	Scaled SAR (W/Kg)	Limit (W/kg)
Left Cheek	RMC 12.2kbps	4183	836.6	-1.26	0.135	23.20	23.06	0.139	1.6
Left Tilt	RMC 12.2kbps	4183	836.6	-1.23	0.081	23.20	23.06	0.084	1.6
Right Cheek	RMC 12.2kbps	4183	836.6	1.28	0.121	23.20	23.06	0.125	1.6
Right Tilt	RMC 12.2kbps	4183	836.6	-1.25	0.092	23.20	23.06	0.095	1.6
Body back	RMC 12.2kbps	4183	836.6	-1.29	0.181	23.20	23.06	0.187	1.6
Body front	RMC 12.2kbps	4183	836.6	1.20	0.153	23.20	23.06	0.158	1.6
Edge 2(Right)	RMC 12.2kbps	4183	836.6	-1.24	0.109	23.20	23.06	0.113	1.6
Edge 3(Bottom)	RMC 12.2kbps	4183	836.6	-1.27	0.044	23.20	23.06	0.045	1.6
Edge 4(Left)	RMC 12.2kbps	4183	836.6	1.22	0.079	23.20	23.06	0.082	1.6

Note:

- When the 1-g Reported SAR is ≤ 0.8 W/kg, testing for low and high channel is optional. Refer to KDB 447498.
- The test separation for body back, body front and 4 Edges is 10mm of all above table.



Attestation of Global Compliance(Shenzhen)Co.,Ltd.

Add: 2/F., Building 2, No.1-4, Chaxi Sanwei Technial Industrial Park, Gushu, Xixiang, Bao'an District, Shenzhen, Guangdong, China

Tel: +86-755 2523 4088

E-mail: agc@agc-cert.com

Service Hotline:400 089 2118

SAR MEASUREMENT												
Depth of Liquid (cm):>15						Relative Humidity (%): 47.8						
Product: Smart Phone												
Test Mode: LTE Band 2												
BM MHz	MOD	Position	Test Mode		Ch.	Freq. (MHz)	Power Drift (<±5%)	SAR (1g) (W/kg)	Max. Tune up Power (dBm)	Meas. output Power (dBm)	Scaled SAR (W/Kg)	Limit (W/kg)
			UL RB Allocation	UL RB START								
20	QPSK	Left Cheek	1	0	18900	1880	-1.06	0.103	23.30	21.95	0.141	1.6
		Left Tilt	1	0	18900	1880	-1.09	0.066	23.30	21.95	0.090	1.6
		Right Cheek	1	0	18900	1880	1.02	0.189	23.30	21.95	0.258	1.6
		Right Tilt	1	0	18900	1880	-1.07	0.060	23.30	21.95	0.082	1.6
		Body back	1	0	18900	1880	1.05	0.399	23.30	21.95	0.544	1.6
		Body front	1	0	18900	1880	-1.03	0.317	23.30	21.95	0.433	1.6
		Edge 2(Right)	1	0	18900	1880	-1.08	0.078	23.30	21.95	0.106	1.6
		Edge 3(Bottom)	1	0	18900	1880	-1.04	0.357	23.30	21.95	0.487	1.6
		Edge 4(Left)	1	0	18900	1880	1.01	0.356	23.30	21.95	0.486	1.6

Note:

- When the 1-g Reported SAR is ≤ 0.8 W/kg, testing for low and high channel is optional. Refer to KDB 447498.
- The test separation for body back, body front and 4 Edges is 10mm of all above table.



Attestation of Global Compliance(Shenzhen)Co.,Ltd.

Add: 2/F., Building 2, No.1-4, Chaxi Sanwei Technial Industrial Park, Gushu, Xixiang, Bao'an District, Shenzhen, Guangdong, China

Tel: +86-755 2523 4088

E-mail: agc@agc-cert.com

Service Hotline:400 089 2118

SAR MEASUREMENT												
Depth of Liquid (cm):>15						Relative Humidity (%): 50.9						
Product: Smart Phone												
Test Mode: LTE Band 4												
BM MHz	MOD	Position	Test Mode		Ch.	Freq. (MHz)	Power Drift (<±5%)	SAR (1g) (W/kg)	Max. Tuneup Power (dBm)	Meas. output Power (dBm)	Scaled SAR (W/Kg)	Limit (W/kg)
			UL RB Allocation	UL RB START								
20	QPSK	Left Cheek	1	0	20175	1732.5	1.20	0.124	23.90	23.10	0.149	1.6
		Left Tilt	1	0	20175	1732.5	-1.26	0.071	23.90	23.10	0.085	1.6
		Right Cheek	1	0	20175	1732.5	-1.25	0.169	23.90	23.10	0.203	1.6
		Right Tilt	1	0	20175	1732.5	1.19	0.101	23.90	23.10	0.121	1.6
		Body back	1	0	20175	1732.5	-1.17	0.404	23.90	23.10	0.486	1.6
		Body front	1	0	20175	1732.5	-1.21	0.278	23.90	23.10	0.334	1.6
		Edge 2(Right)	1	0	20175	1732.5	1.24	0.058	23.90	23.10	0.070	1.6
		Edge 3(Bottom)	1	0	20175	1732.5	-1.16	0.343	23.90	23.10	0.412	1.6
		Edge 4(Left)	1	0	20175	1732.5	-1.23	0.317	23.90	23.10	0.381	1.6

Note:

- When the 1-g Reported SAR is ≤ 0.8 W/kg, testing for low and high channel is optional. Refer to KDB 447498.
- The test separation for body back, body front and 4 Edges is 10mm of all above table.



Attestation of Global Compliance(Shenzhen)Co.,Ltd.

Add: 2/F., Building 2, No.1-4, Chaxi Sanwei Technial Industrial Park, Gushu, Xixiang, Bao'an District, Shenzhen, Guangdong, China

Tel: +86-755 2523 4088

E-mail: agc@agc-cert.com

Service Hotline:400 089 2118

SAR MEASUREMENT												
Depth of Liquid (cm):>15						Relative Humidity (%): 48.3						
Product: Smart Phone												
Test Mode: LTE Band 5												
BM MHz	MOD	Position	Test Mode		Ch.	Freq. (MHz)	Power Drift (<±5%)	SAR (1g) (W/kg)	Max. Tuneup Power (dBm)	Meas. output Power (dBm)	Scaled SAR (W/Kg)	Limit (W/kg)
			UL RB Allocation	UL RB START								
10	QPSK	Left Cheek	1	0	20525	836.5	-0.87	0.228	25.10	24.79	0.245	1.6
		Left Tilt	1	0	20525	836.5	0.95	0.180	25.10	24.79	0.193	1.6
		Right Cheek	1	0	20525	836.5	-0.86	0.215	25.10	24.79	0.231	1.6
		Right Tilt	1	0	20525	836.5	-0.94	0.190	25.10	24.79	0.204	1.6
		Body back	1	0	20525	836.5	0.93	0.235	25.10	24.79	0.252	1.6
		Body front	1	0	20525	836.5	-0.88	0.203	25.10	24.79	0.218	1.6
		Edge 2(Right)	1	0	20525	836.5	0.91	0.135	25.10	24.79	0.145	1.6
		Edge 3(Bottom)	1	0	20525	836.5	-0.86	0.053	25.10	24.79	0.057	1.6
		Edge 4(Left)	1	0	20525	836.5	0.92	0.118	25.10	24.79	0.127	1.6

Note:

- When the 1-g Reported SAR is ≤ 0.8 W/kg, testing for low and high channel is optional. Refer to KDB 447498.
- The test separation for body back, body front and 4 Edges is 10mm of all above table.



Attestation of Global Compliance(Shenzhen)Co.,Ltd.

Add: 2/F., Building 2, No.1-4, Chaxi Sanwei Technial Industrial Park, Gushu, Xixiang, Bao'an District, Shenzhen, Guangdong, China

Tel: +86-755 2523 4088

E-mail: agc@agc-cert.com

Service Hotline:400 089 2118

SAR MEASUREMENT												
Depth of Liquid (cm):>15						Relative Humidity (%): 50.1						
Product: Smart Phone												
Test Mode: LTE Band 7												
BM MHz	MOD	Position	Test Mode		Ch.	Freq. (MHz)	Power Drift ($\pm 5\%$)	SAR (1g) (W/kg)	Max. Tuneup Power (dBm)	Meas. output Power (dBm)	Scaled SAR (W/Kg)	Limit (W/kg)
			UL RB Allocation	UL RB START								
20	QPSK	Left Cheek	1	0	21100	2535	-1.38	0.201	25.50	23.29	0.334	1.6
		Left Tilt	1	0	21100	2535	1.42	0.088	25.50	23.29	0.146	1.6
		Right Cheek	1	0	21100	2535	-1.46	0.108	25.50	23.29	0.180	1.6
		Right Tilt	1	0	21100	2535	1.39	0.087	25.50	23.29	0.145	1.6
		Body back	1	0	21100	2535	-1.45	0.465	25.50	23.29	0.773	1.6
		Body front	1	0	21100	2535	-1.37	0.356	25.50	23.29	0.592	1.6
		Edge 2(Right)	1	0	21100	2535	1.40	0.031	25.50	23.29	0.052	1.6
		Edge 3(Bottom)	1	0	20850	2510	-1.43	0.967	25.50	24.93	1.103	1.6
		Edge 3(Bottom)	1	0	21100	2535	-1.32	0.801	25.50	23.29	1.332	1.6
		Edge 3(Bottom)	1	0	21350	2560	1.45	0.647	25.50	22.60	1.262	1.6
		Edge 4(Left)	1	0	21100	2535	-1.40	0.284	25.50	23.29	0.472	1.6
		Edge3+ Ear(Bottom)	1	0	21100	2535	-1.20	0.782	25.50	23.29	1.301	1.6

Note:

- When the 1-g Reported SAR is ≤ 0.8 W/kg, testing for low and high channel is optional. Refer to KDB 447498.
- The test separation for body back, body front and 4 Edges is 10mm of all above table.



Attestation of Global Compliance(Shenzhen)Co.,Ltd.

Add: 2/F., Building 2, No.1-4, Chaxi Sanwei Technial Industrial Park, Gushu, Xixiang, Bao'an District, Shenzhen, Guangdong, China

Tel: +86-755 2523 4088

E-mail: agc@agc-cert.com

Service Hotline:400 089 2118

SAR MEASUREMENT												
Depth of Liquid (cm):>15						Relative Humidity (%): 49.4						
Product: Smart Phone												
Test Mode: LTE Band 12												
BM MHz	MOD	Position	Test Mode		Ch.	Freq. (MHz)	Power Drift ($\pm 5\%$)	SAR (1g) (W/kg)	Max. Tuneup Power (dBm)	Meas. output Power (dBm)	Scaled SAR (W/Kg)	Limit (W/kg)
			UL RB Allocation	UL RB START								
10	QPSK	Left Cheek	1	0	23095	707.5	-1.02	0.169	25.10	24.95	0.175	1.6
		Left Tilt	1	0	23095	707.5	1.16	0.138	25.10	24.95	0.143	1.6
		Right Cheek	1	0	23095	707.5	-1.08	0.160	25.10	24.95	0.166	1.6
		Right Tilt	1	0	23095	707.5	1.15	0.114	25.10	24.95	0.118	1.6
		Body back	1	0	23095	707.5	-1.03	0.327	25.10	24.95	0.338	1.6
		Body front	1	0	23095	707.5	-1.10	0.232	25.10	24.95	0.240	1.6
		Edge 2(Right)	1	0	23095	707.5	1.09	0.172	25.10	24.95	0.178	1.6
		Edge 3(Bottom)	1	0	23095	707.5	-1.14	0.040	25.10	24.95	0.041	1.6
		Edge 4(Left)	1	0	23095	707.5	1.05	0.235	25.10	24.95	0.243	1.6

Note:

- When the 1-g Reported SAR is ≤ 0.8 W/kg, testing for low and high channel is optional. Refer to KDB 447498.
- The test separation for body back, body front and 4 Edges is 10mm of all above table.



Attestation of Global Compliance(Shenzhen)Co.,Ltd.

Add: 2/F., Building 2, No.1-4, Chaxi Sanwei Technial Industrial Park, Gushu, Xixiang, Bao'an District, Shenzhen, Guangdong, China

Tel: +86-755 2523 4088

E-mail: agc@agc-cert.com

Service Hotline:400 089 2118

SAR MEASUREMENT												
Depth of Liquid (cm):>15						Relative Humidity (%): 49.4						
Product: Smart Phone												
Test Mode: LTE Band 17												
BM MHz	MOD	Position	Test Mode		Ch.	Freq. (MHz)	Power Drift ($\pm 5\%$)	SAR (1g) (W/kg)	Max. Tuneup Power (dBm)	Meas. output Power (dBm)	Scaled SAR (W/Kg)	Limit (W/kg)
			UL RB Allocation	UL RB START								
10	QPSK	Left Cheek	1	0	23790	710	-1.26	0.196	24.90	24.49	0.215	1.6
		Left Tilt	1	0	23790	710	1.19	0.160	24.90	24.49	0.176	1.6
		Right Cheek	1	0	23790	710	-1.22	0.194	24.90	24.49	0.213	1.6
		Right Tilt	1	0	23790	710	1.04	0.126	24.90	24.49	0.138	1.6
		Body back	1	0	23790	710	-1.27	0.433	24.90	24.49	0.476	1.6
		Body front	1	0	23790	710	-1.01	0.289	24.90	24.49	0.318	1.6
		Edge 2(Right)	1	0	23790	710	-1.13	0.223	24.90	24.49	0.245	1.6
		Edge 3(Bottom)	1	0	23790	710	1.05	0.041	24.90	24.49	0.045	1.6
		Edge 4(Left)	1	0	23790	710	-1.18	0.289	24.90	24.49	0.318	1.6

Note:

- When the 1-g Reported SAR is ≤ 0.8 W/kg, testing for low and high channel is optional. Refer to KDB 447498.
- The test separation for body back, body front and 4 Edges is 10mm of all above table.



Attestation of Global Compliance(Shenzhen)Co.,Ltd.

Add: 2/F., Building 2, No.1-4, Chaxi Sanwei Technial Industrial Park, Gushu, Xixiang, Bao'an District, Shenzhen, Guangdong, China

Tel: +86-755 2523 4088

E-mail: agc@agc-cert.com

Service Hotline:400 089 2118

SAR MEASUREMENT									
Depth of Liquid (cm):>15					Relative Humidity (%): 49.4				
Product: Smart Phone									
Test Mode:802.11b									
Position	Mode	Ch.	Fr. (MHz)	Power Drift (<±5%)	SAR (1g) (W/kg)	Max. Tune-up Power (dBm)	Meas. output Power (dBm)	Scaled SAR (W/Kg)	Limit (W/kg)
Left Cheek	DTS	6	2437	-0.95	0.516	14.18	11.49	0.959	1.6
Left Tilt	DTS	6	2437	0.97	0.337	14.18	11.49	0.626	1.6
Right Cheek	DTS	6	2437	-0.83	0.259	14.18	11.49	0.481	1.6
Right Tilt	DTS	6	2437	-0.94	0.215	14.18	11.49	0.399	1.6
Body back	DTS	6	2437	-0.98	0.160	14.18	11.49	0.297	1.6
Body front	DTS	6	2437	-0.82	0.107	14.18	11.49	0.199	1.6
Edge 1 (Top)	DTS	6	2437	0.91	0.160	14.18	11.49	0.297	1.6
Edge 2 (Right)	DTS	6	2437	-0.89	0.068	14.18	11.49	0.126	1.6
Edge 4 (Left)	DTS	6	2437	0.87	0.065	14.18	11.49	0.121	1.6

Note:

- According to KDB248227, SAR is not required for 802.11n HT20/HT40 channels when the maximum average output power is less than 1/4 dB higher than that measured on the corresponding 802.11a/b channels.
- All of above "DTS" means data transmitters.
- The test separation for body back, body front and 4 Edges is 10mm of all above table.



Attestation of Global Compliance(Shenzhen)Co.,Ltd.

Add: 2/F., Building 2, No.1-4, Chaxi Sanwei Technial Industrial Park, Gushu, Xixiang, Bao'an District, Shenzhen, Guangdong, China

Tel: +86-755 2523 4088

E-mail: agc@agc-cert.com

Service Hotline:400 089 2118

SAR MEASUREMENT								
Depth of Liquid (cm):>15					Relative Humidity (%): 60.9			
Product: Smart Phone								
Test Mode: 5.2GHz 802.11a20								
Position	Ch.	Fr. (MHz)	Power Drift (<±5%)	SAR (1g) (W/kg)	Max. Tune-up Power (dBm)	Meas. output Power (dBm)	Scaled SAR (W/Kg)	Limit (W/kg)
Left Cheek	44	5220	-1.06	0.114	12.40	12.23	0.119	1.6
Left Tilt	44	5220	-1.05	0.118	12.40	12.23	0.123	1.6
Right Cheek	44	5220	0.97	0.065	12.40	12.23	0.068	1.6
Right Tilt	44	5220	0.84	0.077	12.40	12.23	0.080	1.6
Body back	44	5220	-1.04	0.020	12.40	12.23	0.021	1.6
Body front	44	5220	0.93	0.010	12.40	12.23	0.010	1.6
Edge 1 (Top)	44	5220	-0.95	0.076	12.40	12.23	0.079	1.6
Edge 2 (Right)	44	5220	-1.01	0.017	12.40	12.23	0.018	1.6
Edge 4 (Left)	44	5220	1.03	0.002	12.40	12.23	0.002	1.6

Note:

- When the 1-g SAR is ≤ 0.8W/kg, testing for low and high channel is optional.
- The test separation for body back, body front and 4 Edges is 10mm of all above table.

Repeated SAR									
Product: Smart Phone									
Test Mode: LTE Band 7									
Position	Ch.	Fr. (MHz)	Power Drift (<±5%)	Once SAR (1g) (W/kg)	Power Drift (<±5%)	Twice SAR (1g) (W/kg)	Power Drift (<±5%)	Third SAR (1g) (W/kg)	Limit W/kg
Edge 3(Bottom)	20850	2510	-1.37	0.967	-	-	-	-	1.6



Attestation of Global Compliance(Shenzhen)Co.,Ltd.

Add: 2/F., Building 2, No.1-4, Chaxi Sanwei Technial Industrial Park, Gushu, Xixiang, Bao'an District, Shenzhen, Guangdong, China

Tel: +86-755 2523 4088 E-mail: agc@agc-cert.com Service Hotline:400 089 2118

Simultaneous Multi-band Transmission Evaluation:
Application Simultaneous Transmission information:

NO	Simultaneous state	Portable Handset		
		Head	Body-worn	Hotspot
1	GSM(voice)+ WLAN 2.4GHz (data)	Yes	Yes	-
2	GSM(voice)+ Bluetooth(data)	-	Yes	-
3	GSM (Data) + WLAN 2.4GHz (data)	-	Yes	Yes
4	GSM (Data) + Bluetooth(data)	-	Yes	Yes
5	WCDMA+ WLAN 2.4GHz (data)	Yes	Yes	Yes
6	WCDMA+ Bluetooth(data)	-	Yes	Yes
7	LTE + WLAN 2.4GHz (data)	Yes	Yes	Yes
8	LTE + Bluetooth(data)	--	Yes	Yes

NOTE:

1. WIFI and BT share the same antenna, and cannot transmit simultaneously.
2. Simultaneous with every transmitter must be the same test position.
3. KDB 447498 D01, BT SAR is excluded as below table.
4. KDB 447498 D01, for handsets the test separation distance is determined by the smallest distance between the outer surface of the device and the user; which is 0mm for head SAR and 10mm for body-worn SAR.
5. According to KDB 447498 D01 4.3.1, Standalone SAR test exclusion is as follow:
For 100 MHz to 6 GHz and test separation distances ≤ 50 mm, the 1-g and 10-g SAR test exclusion thresholds are determined by the following:

$$[(\text{max. power of channel, including tune-up tolerance, mW}) / (\text{min. test separation distance, mm})] \cdot [\sqrt{f(\text{GHz})}] \leq 3.0$$
for 1-g SAR, and ≤ 7.5 for 10-g extremity SAR³⁰, where
 - f(GHz) is the RF channel transmit frequency in GHz
 - Power and distance are rounded to the nearest mW and mm before calculation³¹
 - The result is rounded to one decimal place for comparison
 - The values 3.0 and 7.5 are referred to as numeric thresholds in step b) below
The test exclusions are applicable only when the minimum test separation distance is ≤ 50 mm, and for transmission frequencies between 100 MHz and 6 GHz. When the minimum test separation distance is < 5 mm, a distance of 5 mm according to 4.1 f) is applied to determine SAR test exclusion.
6. If the test separation distance is < 5 mm, 5mm is used for excluded SAR calculation.
7. According to KDB 447498 D01 4.3.2, simultaneous transmission SAR test exclusion is as follow:
 - (1) Simultaneous transmission SAR test exclusion is determined for each operating configuration and exposure condition according to the reported standalone SAR of each applicable simultaneous transmitting antenna.
 - (2) Any transmitters and antennas should be considered when calculating simultaneous mode.
 - (3) For mobile phone and PC, it's the sum of all transmitters and antennas at the same mode with same position in each applicable exposure condition
 - (4) When the standalone SAR test exclusion of section 4.3.2 is applied to an antenna that transmits simultaneously with other antennas, the standalone SAR must be estimated according to the following to det

$$[(\text{max. power of channel, including tune-up tolerance, mW}) / (\text{min. test separation distance, mm})] \cdot [\sqrt{f(\text{GHz})/x}] \text{ W/kg}$$
for test separation distances ≤ 50 mm;
where $x = 7.5$ for 1-g SAR, and $x = 18.75$ for 10-g SAR.



Attestation of Global Compliance(Shenzhen)Co.,Ltd.

Add: 2/F., Building 2, No.1-4, Chaxi Sanwei Technial Industrial Park, Gushu,
Xixiang, Bao'an District, Shenzhen, Guangdong, China

Tel: +86-755 2523 4088

E-mail: agc@agc-cert.com

Service Hotline:400 089 2118

8. When the sum of SAR is larger than the limit, SAR test exclusion is determined by the SAR to peak location separation ratio. The simultaneous transmitting antennas in each operating mode and exposure condition combination must be considered one pair at a time to determine the SAR to peak location separation ratio to qualify for test exclusion. The ratio is determined by $(SAR1 + SAR2)1.5/R_i$, rounded to two decimal digits, and must be ≤ 0.04 for all antenna pairs in the configuration to qualify for 1-g SAR test exclusion.

Estimated SAR		Max Power including Tune-up Tolerance		Separation Distance (mm)	Estimated SAR (W/kg)
		dBm	mW		
BT	Head	4	2.512	0	0.105
	Body	4	2.512	10	0.052



Attestation of Global Compliance(Shenzhen)Co.,Ltd.

Add: 2/F., Building 2, No.1-4, Chaxi Sanwei Technial Industrial Park, Gushu, Xixiang, Bao'an District, Shenzhen, Guangdong, China

Tel: +86-755 2523 4088

E-mail: agc@agc-cert.com

Service Hotline:400 089 2118

Sum of the SAR for GSM 850 & 2.4G Wi-Fi & BT:

RF Exposure Conditions	Test Position	Simultaneous Transmission Scenario			Σ1-g SAR (W/Kg)	SPLSR (Yes/No)
		GSM 850	Wi-Fi DTS Band	Bluetooth		
Head (voice)	Left Touch	0.265	0.959		1.224	No
	Left Tilt	0.154	0.626		0.780	No
	Right Touch	0.234	0.481		0.715	No
	Right Tilt	0.193	0.399		0.592	No
Body-worn (voice)	Rear	0.003	0.297		0.300	No
		0.003		0.052	0.055	No
	Front	0.003	0.199		0.202	No
		0.003		0.052	0.055	No
Body-worn (Data)	Rear	0.440		0.052	0.492	No
		0.440	0.297		0.737	No
	Front	0.404		0.052	0.456	No
		0.404	0.199		0.603	No
Body-worn (Hotspot)	Edge 2	0.282	0.126		0.408	No
	Edge 4	0.213	0.121		0.334	No
	Edge 2	0.282		0.052	0.334	No
	Edge 4	0.213		0.052	0.265	No

Note:

- According to KDB 447498 D01 General RF Exposure Guidance, when the simultaneous transmission SAR is less than 1.6 W/Kg, SPLSR assessment is not required.
- SPLSR mean is "The SAR to Peak Location Separation Ratio "



Attestation of Global Compliance(Shenzhen)Co.,Ltd.

Add: 2/F., Building 2, No.1-4, Chaxi Sanwei Technial Industrial Park, Gushu, Xixiang, Bao'an District, Shenzhen, Guangdong, China

Tel: +86-755 2523 4088

E-mail: agc@agc-cert.com

Service Hotline:400 089 2118

Sum of the SAR for GSM 1900 & 2.4G Wi-Fi & BT:

RF Exposure Conditions	Test Position	Simultaneous Transmission Scenario			Σ1-g SAR (W/Kg)	SPLSR (Yes/No)
		PCS 1900	Wi-Fi DTS Band	Bluetooth		
Head (voice)	Left Touch	0.094	0.959		1.053	No
	Left Tilt	0.053	0.626		0.679	No
	Right Touch	0.145	0.481		0.626	No
	Right Tilt	0.060	0.399		0.459	No
Body-worn (voice)	Rear	0.295	0.297		0.592	No
		0.295		0.052	0.347	No
	Front	0.208	0.199		0.407	No
		0.208		0.052	0.260	No
Body-worn (Data)	Rear	0.504		0.052	0.556	No
		0.504	0.297		0.801	No
	Front	0.356		0.052	0.408	No
		0.356	0.199		0.555	No
Body-worn (Hotspot)	Edge 2	0.079	0.126		0.205	No
	Edge 4	0.207	0.121		0.328	No
	Edge 2	0.079		0.052	0.131	No
	Edge 4	0.207		0.052	0.259	No

Note:

- According to KDB 447498 D01 General RF Exposure Guidance, when the simultaneous transmission SAR is less than 1.6 W/Kg, SPLSR assessment is not required.
- SPLSR mean is "The SAR to Peak Location Separation Ratio "



Attestation of Global Compliance(Shenzhen)Co.,Ltd.

Add: 2/F., Building 2, No.1-4, Chaxi Sanwei Technial Industrial Park, Gushu, Xixiang, Bao'an District, Shenzhen, Guangdong, China

Tel: +86-755 2523 4088

E-mail: agc@agc-cert.com

Service Hotline:400 089 2118

Sum of the SAR for WCDMA Band II & 2.4G Wi-Fi & BT:

RF Exposure Conditions	Test Position	Simultaneous Transmission Scenario			Σ1-g SAR (W/Kg)	SPLSR (Yes/No)
		WCDMA Band II	Wi-Fi DTS Band	Bluetooth		
Head	Left Touch	0.102	0.959		1.061	No
	Left Tilt	0.059	0.626		0.685	No
	Right Touch	0.217	0.481		0.698	No
	Right Tilt	0.087	0.399		0.486	No
Body-worn	Rear	0.382	0.297		0.679	No
	Front	0.310	0.199		0.509	No
	Edge 2	0.049	0.126		0.175	No
	Edge 4	0.253	0.121		0.374	No
	Rear	0.382		0.052	0.434	No
	Front	0.310		0.052	0.362	No
	Edge 2	0.049		0.052	0.101	No
	Edge 4	0.253		0.052	0.305	No

Note:

- According to KDB 447498 D01 General RF Exposure Guidance, when the simultaneous transmission SAR is less than 1.6 W/Kg, SPLSR assessment is not required.
- SPLSR mean is "The SAR to Peak Location Separation Ratio "



Attestation of Global Compliance(Shenzhen)Co.,Ltd.

Add: 2/F., Building 2, No.1-4, Chaxi Sanwei Technial Industrial Park, Gushu, Xixiang, Bao'an District, Shenzhen, Guangdong, China

Tel: +86-755 2523 4088

E-mail: agc@agc-cert.com

Service Hotline:400 089 2118

Sum of the SAR for WCDMA Band V & 2.4G Wi-Fi & BT:

RF Exposure Conditions	Test Position	Simultaneous Transmission Scenario			Σ1-g SAR (W/Kg)	SPLSR (Yes/No)
		WCDMA Band IV	Wi-Fi DTS Band	Bluetooth		
Head	Left Touch	0.139	0.959		1.098	No
	Left Tilt	0.084	0.626		0.710	No
	Right Touch	0.125	0.481		0.606	No
	Right Tilt	0.095	0.399		0.494	No
Body-worn	Rear	0.187	0.297		0.484	No
	Front	0.158	0.199		0.357	No
	Edge 2	0.113	0.126		0.239	No
	Edge 4	0.082	0.121		0.203	No
	Rear	0.187		0.052	0.239	No
	Front	0.158		0.052	0.210	No
	Edge 2	0.113		0.052	0.165	No
	Edge 4	0.082		0.052	0.134	No

Note:

- According to KDB 447498 D01 General RF Exposure Guidance, when the simultaneous transmission SAR is less than 1.6 W/Kg, SPLSR assessment is not required.
- SPLSR mean is "The SAR to Peak Location Separation Ratio "



Attestation of Global Compliance(Shenzhen)Co.,Ltd.

Add: 2/F., Building 2, No.1-4, Chaxi Sanwei Technial Industrial Park, Gushu, Xixiang, Bao'an District, Shenzhen, Guangdong, China

Tel: +86-755 2523 4088

E-mail: agc@agc-cert.com

Service Hotline:400 089 2118

Sum of the SAR for LTE Band 2 & 2.4G Wi-Fi & BT:

RF Exposure Conditions	Test Position	Simultaneous Transmission Scenario			Σ1-g SAR (W/Kg)	SPLSR (Yes/No)
		LTE Band 2	Wi-Fi DTS Band	Bluetooth		
Head	Left Touch	0.141	0.959		1.100	No
	Left Tilt	0.090	0.626		0.716	No
	Right Touch	0.258	0.481		0.739	No
	Right Tilt	0.082	0.399		0.481	No
Body-worn	Rear	0.544	0.297		0.841	No
	Front	0.433	0.199		0.632	No
	Edge 2	0.106	0.126		0.232	No
	Edge 4	0.486	0.121		0.607	No
	Rear	0.544		0.052	0.596	No
	Front	0.433		0.052	0.485	No
	Edge 2	0.106		0.052	0.158	No
	Edge 4	0.486		0.052	0.538	No

Note:

- According to KDB 447498 D01 General RF Exposure Guidance, when the simultaneous transmission SAR is less than 1.6 W/Kg, SPLSR assessment is not required.
- SPLSR mean is "The SAR to Peak Location Separation Ratio "



Attestation of Global Compliance(Shenzhen)Co.,Ltd.

Add: 2/F., Building 2, No.1-4, Chaxi Sanwei Technial Industrial Park, Gushu, Xixiang, Bao'an District, Shenzhen, Guangdong, China

Tel: +86-755 2523 4088

E-mail: agc@agc-cert.com

Service Hotline:400 089 2118

Sum of the SAR for LTE Band 4 & 2.4G Wi-Fi & BT:

RF Exposure Conditions	Test Position	Simultaneous Transmission Scenario			Σ1-g SAR (W/Kg)	SPLSR (Yes/No)
		LTE Band 4	Wi-Fi DTS Band	Bluetooth		
Head	Left Touch	0.149	0.959		1.108	No
	Left Tilt	0.085	0.626		0.711	No
	Right Touch	0.203	0.481		0.684	No
	Right Tilt	0.121	0.399		0.520	No
Body-worn	Rear	0.486	0.297		0.783	No
	Front	0.334	0.199		0.533	No
	Edge 2	0.070	0.126		0.196	No
	Edge 4	0.381	0.121		0.502	No
	Rear	0.486		0.052	0.538	No
	Front	0.334		0.052	0.386	No
	Edge 2	0.070		0.052	0.122	No
	Edge 4	0.381		0.052	0.433	No

Note:

- According to KDB 447498 D01 General RF Exposure Guidance, when the simultaneous transmission SAR is less than 1.6 W/Kg, SPLSR assessment is not required.
- SPLSR mean is "The SAR to Peak Location Separation Ratio "



Attestation of Global Compliance(Shenzhen)Co.,Ltd.

Add: 2/F., Building 2, No.1-4, Chaxi Sanwei Technial Industrial Park, Gushu, Xixiang, Bao'an District, Shenzhen, Guangdong, China

Tel: +86-755 2523 4088

E-mail: agc@agc-cert.com

Service Hotline:400 089 2118

Sum of the SAR for LTE Band 5 & 2.4G Wi-Fi & BT:

RF Exposure Conditions	Test Position	Simultaneous Transmission Scenario			Σ1-g SAR (W/Kg)	SPLSR (Yes/No)
		LTE Band 5	Wi-Fi DTS Band	Bluetooth		
Head	Left Touch	0.245	0.959		1.204	No
	Left Tilt	0.193	0.626		0.819	No
	Right Touch	0.231	0.481		0.712	No
	Right Tilt	0.204	0.399		0.603	No
Body-worn	Rear	0.252	0.297		0.549	No
	Front	0.218	0.199		0.417	No
	Edge 2	0.145	0.126		0.271	No
	Edge 4	0.127	0.121		0.248	No
	Rear	0.252		0.052	0.304	No
	Front	0.218		0.052	0.270	No
	Edge 2	0.145		0.052	0.197	No
	Edge 4	0.127		0.052	0.179	No

Note:

- According to KDB 447498 D01 General RF Exposure Guidance, when the simultaneous transmission SAR is less than 1.6 W/Kg, SPLSR assessment is not required.
- SPLSR mean is "The SAR to Peak Location Separation Ratio "



Attestation of Global Compliance(Shenzhen)Co.,Ltd.

Add: 2/F., Building 2, No.1-4, Chaxi Sanwei Technial Industrial Park, Gushu, Xixiang, Bao'an District, Shenzhen, Guangdong, China

Tel: +86-755 2523 4088

E-mail: agc@agc-cert.com

Service Hotline:400 089 2118

Sum of the SAR for LTE Band 7 & 2.4G Wi-Fi & BT:

RF Exposure Conditions	Test Position	Simultaneous Transmission Scenario			Σ1-g SAR (W/Kg)	SPLSR (Yes/No)
		LTE Band 7	Wi-Fi DTS Band	Bluetooth		
Head	Left Touch	0.334	0.959		1.293	No
	Left Tilt	0.146	0.626		0.772	No
	Right Touch	0.180	0.481		0.661	No
	Right Tilt	0.145	0.399		0.544	No
Body-worn	Rear	0.773	0.297		1.070	No
	Front	0.592	0.199		0.791	No
	Edge 2	0.052	0.126		0.178	No
	Edge 4	0.472	0.121		0.593	No
	Rear	0.773		0.052	0.825	No
	Front	0.592		0.052	0.644	No
	Edge 2	0.052		0.052	0.104	No
	Edge 4	0.472		0.052	0.524	No

Note:

- According to KDB 447498 D01 General RF Exposure Guidance, when the simultaneous transmission SAR is less than 1.6 W/Kg, SPLSR assessment is not required.
- SPLSR mean is "The SAR to Peak Location Separation Ratio "



Attestation of Global Compliance(Shenzhen)Co.,Ltd.

Add: 2/F., Building 2, No.1-4, Chaxi Sanwei Technial Industrial Park, Gushu, Xixiang, Bao'an District, Shenzhen, Guangdong, China

Tel: +86-755 2523 4088

E-mail: agc@agc-cert.com

Service Hotline:400 089 2118

Sum of the SAR for LTE Band 12 & 2.4G Wi-Fi & BT:

RF Exposure Conditions	Test Position	Simultaneous Transmission Scenario			Σ1-g SAR (W/Kg)	SPLSR (Yes/No)
		LTE Band 12	Wi-Fi DTS Band	Bluetooth		
Head	Left Touch	0.175	0.959		1.134	No
	Left Tilt	0.143	0.626		0.769	No
	Right Touch	0.166	0.481		0.647	No
	Right Tilt	0.118	0.399		0.517	No
Body-worn	Rear	0.338	0.297		0.635	No
	Front	0.240	0.199		0.439	No
	Edge 2	0.178	0.126		0.304	No
	Edge 4	0.243	0.121		0.364	No
	Rear	0.338		0.052	0.390	No
	Front	0.240		0.052	0.292	No
	Edge 2	0.178		0.052	0.230	No
	Edge 4	0.243		0.052	0.295	No

Note:

- According to KDB 447498 D01 General RF Exposure Guidance, when the simultaneous transmission SAR is less than 1.6 W/Kg, SPLSR assessment is not required.
- SPLSR mean is "The SAR to Peak Location Separation Ratio "



Attestation of Global Compliance(Shenzhen)Co.,Ltd.

Add: 2/F., Building 2, No.1-4, Chaxi Sanwei Technial Industrial Park, Gushu, Xixiang, Bao'an District, Shenzhen, Guangdong, China

Tel: +86-755 2523 4088

E-mail: agc@agc-cert.com

Service Hotline:400 089 2118

Sum of the SAR for LTE Band 17 & 2.4G Wi-Fi & BT:

RF Exposure Conditions	Test Position	Simultaneous Transmission Scenario			Σ1-g SAR (W/Kg)	SPLSR (Yes/No)
		LTE Band 17	Wi-Fi DTS Band	Bluetooth		
Head	Left Touch	0.215	0.959		1.174	No
	Left Tilt	0.176	0.626		0.802	No
	Right Touch	0.213	0.481		0.694	No
	Right Tilt	0.138	0.399		0.537	No
Body-worn	Rear	0.476	0.297		0.773	No
	Front	0.318	0.199		0.517	No
	Edge 2	0.245	0.126		0.371	No
	Edge 4	0.318	0.121		0.439	No
	Rear	0.476		0.052	0.528	No
	Front	0.318		0.052	0.370	No
	Edge 2	0.245		0.052	0.297	No
	Edge 4	0.318		0.052	0.370	No

Note:

- According to KDB 447498 D01 General RF Exposure Guidance, when the simultaneous transmission SAR is less than 1.6 W/Kg, SPLSR assessment is not required.
- SPLSR mean is "The SAR to Peak Location Separation Ratio "



Attestation of Global Compliance(Shenzhen)Co.,Ltd.

Add: 2/F., Building 2, No.1-4, Chaxi Sanwei Technial Industrial Park, Gushu, Xixiang, Bao'an District, Shenzhen, Guangdong, China

Tel: +86-755 2523 4088

E-mail: agc@agc-cert.com

Service Hotline:400 089 2118

Sum of the SAR for GSM 850 & 5.2G Wi-Fi & BT:

RF Exposure Conditions	Test Position	Simultaneous Transmission Scenario			Σ1-g SAR (W/Kg)	SPLSR (Yes/No)
		GSM 850	Wi-Fi DTS Band	Bluetooth		
Head (voice)	Left Touch	0.265	0.119		0.384	No
	Left Tilt	0.154	0.123		0.277	No
	Right Touch	0.234	0.068		0.302	No
	Right Tilt	0.193	0.080		0.273	No
Body-worn (voice)	Rear	0.003	0.021		0.024	No
		0.003		0.052	0.055	No
	Front	0.003	0.010		0.013	No
		0.003		0.052	0.055	No
Body-worn (Data)	Rear	0.440		0.052	0.492	No
		0.440	0.021		0.461	No
	Front	0.404		0.052	0.456	No
		0.404	0.010		0.414	No
Body-worn (Hotspot)	Edge 2	0.282	0.018		0.300	No
	Edge 4	0.213	0.002		0.215	No
	Edge 2	0.282		0.052	0.334	No
	Edge 4	0.213		0.052	0.265	No

Note:

- According to KDB 447498 D01 General RF Exposure Guidance, when the simultaneous transmission SAR is less than 1.6 W/Kg, SPLSR assessment is not required.
- SPLSR mean is “The SAR to Peak Location Separation Ratio “



Attestation of Global Compliance(Shenzhen)Co.,Ltd.

Add: 2/F., Building 2, No.1-4, Chaxi Sanwei Technial Industrial Park, Gushu, Xixiang, Bao'an District, Shenzhen, Guangdong, China

Tel: +86-755 2523 4088

E-mail: agc@agc-cert.com

Service Hotline:400 089 2118

Sum of the SAR for GSM 1900 & 5.2G Wi-Fi & BT:

RF Exposure Conditions	Test Position	Simultaneous Transmission Scenario			Σ1-g SAR (W/Kg)	SPLSR (Yes/No)
		PCS 1900	Wi-Fi DTS Band	Bluetooth		
Head (voice)	Left Touch	0.094	0.119		0.213	No
	Left Tilt	0.053	0.123		0.176	No
	Right Touch	0.145	0.068		0.213	No
	Right Tilt	0.060	0.080		0.140	No
Body-worn (voice)	Rear	0.295	0.021		0.316	No
		0.295		0.052	0.347	No
	Front	0.208	0.010		0.218	No
		0.208		0.052	0.260	No
Body-worn (Data)	Rear	0.504		0.052	0.556	No
		0.504	0.021		0.525	No
	Front	0.356		0.052	0.408	No
		0.356	0.010		0.366	No
Body-worn (Hotspot)	Edge 2	0.079	0.018		0.097	No
	Edge 4	0.207	0.002		0.209	No
	Edge 2	0.079		0.052	0.131	No
	Edge 4	0.207		0.052	0.259	No

Note:

- According to KDB 447498 D01 General RF Exposure Guidance, when the simultaneous transmission SAR is less than 1.6 W/Kg, SPLSR assessment is not required.
- SPLSR mean is "The SAR to Peak Location Separation Ratio "



Attestation of Global Compliance(Shenzhen)Co.,Ltd.

Add: 2/F., Building 2, No.1-4, Chaxi Sanwei Technial Industrial Park, Gushu, Xixiang, Bao'an District, Shenzhen, Guangdong, China

Tel: +86-755 2523 4088

E-mail: agc@agc-cert.com

Service Hotline:400 089 2118

Sum of the SAR for WCDMA Band II & 5.2G Wi-Fi & BT:

RF Exposure Conditions	Test Position	Simultaneous Transmission Scenario			Σ1-g SAR (W/Kg)	SPLSR (Yes/No)
		WCDMA Band II	Wi-Fi DTS Band	Bluetooth		
Head	Left Touch	0.102	0.119		0.221	No
	Left Tilt	0.059	0.123		0.182	No
	Right Touch	0.217	0.068		0.285	No
	Right Tilt	0.087	0.080		0.167	No
Body-worn	Rear	0.382	0.021		0.403	No
	Front	0.310	0.010		0.320	No
	Edge 2	0.049	0.018		0.067	No
	Edge 4	0.253	0.002		0.255	No
	Rear	0.382		0.052	0.434	No
	Front	0.310		0.052	0.362	No
	Edge 2	0.049		0.052	0.101	No
	Edge 4	0.253		0.052	0.305	No

Note:

- According to KDB 447498 D01 General RF Exposure Guidance, when the simultaneous transmission SAR is less than 1.6 W/Kg, SPLSR assessment is not required.
- SPLSR mean is "The SAR to Peak Location Separation Ratio "



Attestation of Global Compliance(Shenzhen)Co.,Ltd.

Add: 2/F., Building 2, No.1-4, Chaxi Sanwei Technial Industrial Park, Gushu, Xixiang, Bao'an District, Shenzhen, Guangdong, China

Tel: +86-755 2523 4088

E-mail: agc@agc-cert.com

Service Hotline:400 089 2118

Sum of the SAR for WCDMA Band V & 5.2G Wi-Fi & BT:

RF Exposure Conditions	Test Position	Simultaneous Transmission Scenario			Σ1-g SAR (W/Kg)	SPLSR (Yes/No)
		WCDMA Band IV	Wi-Fi DTS Band	Bluetooth		
Head	Left Touch	0.139	0.119		0.258	No
	Left Tilt	0.084	0.123		0.207	No
	Right Touch	0.125	0.068		0.193	No
	Right Tilt	0.095	0.080		0.175	No
Body-worn	Rear	0.187	0.021		0.208	No
	Front	0.158	0.010		0.168	No
	Edge 2	0.113	0.018		0.131	No
	Edge 4	0.082	0.002		0.084	No
	Rear	0.187		0.052	0.239	No
	Front	0.158		0.052	0.210	No
	Edge 2	0.113		0.052	0.165	No
	Edge 4	0.082		0.052	0.134	No

Note:

- According to KDB 447498 D01 General RF Exposure Guidance, when the simultaneous transmission SAR is less than 1.6 W/Kg, SPLSR assessment is not required.
- SPLSR mean is "The SAR to Peak Location Separation Ratio "



Attestation of Global Compliance(Shenzhen)Co.,Ltd.

Add: 2/F., Building 2, No.1-4, Chaxi Sanwei Technial Industrial Park, Gushu, Xixiang, Bao'an District, Shenzhen, Guangdong, China

Tel: +86-755 2523 4088

E-mail: agc@agc-cert.com

Service Hotline:400 089 2118

Sum of the SAR for LTE Band 2 & 5.2G Wi-Fi & BT:

RF Exposure Conditions	Test Position	Simultaneous Transmission Scenario			Σ1-g SAR (W/Kg)	SPLSR (Yes/No)
		LTE Band 2	Wi-Fi DTS Band	Bluetooth		
Head	Left Touch	0.141	0.119		0.260	No
	Left Tilt	0.090	0.123		0.213	No
	Right Touch	0.258	0.068		0.326	No
	Right Tilt	0.082	0.080		0.162	No
Body-worn	Rear	0.544	0.021		0.565	No
	Front	0.433	0.010		0.443	No
	Edge 2	0.106	0.018		0.124	No
	Edge 4	0.486	0.002		0.488	No
	Rear	0.544		0.052	0.596	No
	Front	0.433		0.052	0.485	No
	Edge 2	0.106		0.052	0.158	No
	Edge 4	0.486		0.052	0.538	No

Note:

- According to KDB 447498 D01 General RF Exposure Guidance, when the simultaneous transmission SAR is less than 1.6 W/Kg, SPLSR assessment is not required.
- SPLSR mean is "The SAR to Peak Location Separation Ratio "



Attestation of Global Compliance(Shenzhen)Co.,Ltd.

Add: 2/F., Building 2, No.1-4, Chaxi Sanwei Technial Industrial Park, Gushu, Xixiang, Bao'an District, Shenzhen, Guangdong, China

Tel: +86-755 2523 4088

E-mail: agc@agc-cert.com

Service Hotline:400 089 2118

Sum of the SAR for LTE Band 4 & 5.2G Wi-Fi & BT:

RF Exposure Conditions	Test Position	Simultaneous Transmission Scenario			Σ1-g SAR (W/Kg)	SPLSR (Yes/No)
		LTE Band 4	Wi-Fi DTS Band	Bluetooth		
Head	Left Touch	0.149	0.119		0.268	No
	Left Tilt	0.085	0.123		0.208	No
	Right Touch	0.203	0.068		0.271	No
	Right Tilt	0.121	0.080		0.201	No
Body-worn	Rear	0.486	0.021		0.507	No
	Front	0.334	0.010		0.344	No
	Edge 2	0.070	0.018		0.088	No
	Edge 4	0.381	0.002		0.383	No
	Rear	0.486		0.052	0.538	No
	Front	0.334		0.052	0.386	No
	Edge 2	0.070		0.052	0.122	No
	Edge 4	0.381		0.052	0.433	No

Note:

- According to KDB 447498 D01 General RF Exposure Guidance, when the simultaneous transmission SAR is less than 1.6 W/Kg, SPLSR assessment is not required.
- SPLSR mean is "The SAR to Peak Location Separation Ratio "



Attestation of Global Compliance(Shenzhen)Co.,Ltd.

Add: 2/F., Building 2, No.1-4, Chaxi Sanwei Technial Industrial Park, Gushu, Xixiang, Bao'an District, Shenzhen, Guangdong, China

Tel: +86-755 2523 4088

E-mail: agc@agc-cert.com

Service Hotline:400 089 2118

Sum of the SAR for LTE Band 5 & 5.2G Wi-Fi & BT:

RF Exposure Conditions	Test Position	Simultaneous Transmission Scenario			Σ1-g SAR (W/Kg)	SPLSR (Yes/No)
		LTE Band 5	Wi-Fi DTS Band	Bluetooth		
Head	Left Touch	0.245	0.119		0.364	No
	Left Tilt	0.193	0.123		0.316	No
	Right Touch	0.231	0.068		0.299	No
	Right Tilt	0.204	0.080		0.284	No
Body-worn	Rear	0.252	0.021		0.273	No
	Front	0.218	0.010		0.228	No
	Edge 2	0.145	0.018		0.163	No
	Edge 4	0.127	0.002		0.129	No
	Rear	0.252		0.052	0.304	No
	Front	0.218		0.052	0.270	No
	Edge 2	0.145		0.052	0.197	No
	Edge 4	0.127		0.052	0.179	No

Note:

- According to KDB 447498 D01 General RF Exposure Guidance, when the simultaneous transmission SAR is less than 1.6 W/Kg, SPLSR assessment is not required.
- SPLSR mean is "The SAR to Peak Location Separation Ratio "



Attestation of Global Compliance(Shenzhen)Co.,Ltd.

Add: 2/F., Building 2, No.1-4, Chaxi Sanwei Technial Industrial Park, Gushu, Xixiang, Bao'an District, Shenzhen, Guangdong, China

Tel: +86-755 2523 4088

E-mail: agc@agc-cert.com

Service Hotline:400 089 2118

Sum of the SAR for LTE Band 7 & 5.2G Wi-Fi & BT:

RF Exposure Conditions	Test Position	Simultaneous Transmission Scenario			Σ1-g SAR (W/Kg)	SPLSR (Yes/No)
		LTE Band 7	Wi-Fi DTS Band	Bluetooth		
Head	Left Touch	0.334	0.119		0.453	No
	Left Tilt	0.146	0.123		0.269	No
	Right Touch	0.180	0.068		0.248	No
	Right Tilt	0.145	0.080		0.225	No
Body-worn	Rear	0.773	0.021		0.794	No
	Front	0.592	0.010		0.602	No
	Edge 2	0.052	0.018		0.070	No
	Edge 4	0.472	0.002		0.474	No
	Rear	0.773		0.052	0.825	No
	Front	0.592		0.052	0.644	No
	Edge 2	0.052		0.052	0.104	No
	Edge 4	0.472		0.052	0.524	No

Note:

- According to KDB 447498 D01 General RF Exposure Guidance, when the simultaneous transmission SAR is less than 1.6 W/Kg, SPLSR assessment is not required.
- SPLSR mean is "The SAR to Peak Location Separation Ratio "



Attestation of Global Compliance(Shenzhen)Co.,Ltd.

Add: 2/F., Building 2, No.1-4, Chaxi Sanwei Technial Industrial Park, Gushu, Xixiang, Bao'an District, Shenzhen, Guangdong, China

Tel: +86-755 2523 4088

E-mail: agc@agc-cert.com

Service Hotline:400 089 2118

Sum of the SAR for LTE Band 12 & 5.2G Wi-Fi & BT:

RF Exposure Conditions	Test Position	Simultaneous Transmission Scenario			Σ1-g SAR (W/Kg)	SPLSR (Yes/No)
		LTE Band 12	Wi-Fi DTS Band	Bluetooth		
Head	Left Touch	0.175	0.119		0.294	No
	Left Tilt	0.143	0.123		0.266	No
	Right Touch	0.166	0.068		0.234	No
	Right Tilt	0.118	0.080		0.198	No
Body-worn	Rear	0.338	0.021		0.359	No
	Front	0.240	0.010		0.250	No
	Edge 2	0.178	0.018		0.196	No
	Edge 4	0.243	0.002		0.245	No
	Rear	0.338		0.052	0.390	No
	Front	0.240		0.052	0.292	No
	Edge 2	0.178		0.052	0.230	No
	Edge 4	0.243		0.052	0.295	No

Note:

- According to KDB 447498 D01 General RF Exposure Guidance, when the simultaneous transmission SAR is less than 1.6 W/Kg, SPLSR assessment is not required.
- SPLSR mean is "The SAR to Peak Location Separation Ratio "



Attestation of Global Compliance(Shenzhen)Co.,Ltd.

Add: 2/F., Building 2, No.1-4, Chaxi Sanwei Technial Industrial Park, Gushu, Xixiang, Bao'an District, Shenzhen, Guangdong, China

Tel: +86-755 2523 4088

E-mail: agc@agc-cert.com

Service Hotline:400 089 2118

Sum of the SAR for LTE Band 17 & 5.2G Wi-Fi & BT:

RF Exposure Conditions	Test Position	Simultaneous Transmission Scenario			Σ1-g SAR (W/Kg)	SPLSR (Yes/No)
		LTE Band 17	Wi-Fi DTS Band	Bluetooth		
Head	Left Touch	0.215	0.119		0.334	No
	Left Tilt	0.176	0.123		0.299	No
	Right Touch	0.213	0.068		0.281	No
	Right Tilt	0.138	0.080		0.218	No
Body-worn	Rear	0.476	0.021		0.497	No
	Front	0.318	0.010		0.328	No
	Edge 2	0.245	0.018		0.263	No
	Edge 4	0.318	0.002		0.320	No
	Rear	0.476		0.052	0.528	No
	Front	0.318		0.052	0.370	No
	Edge 2	0.245		0.052	0.297	No
	Edge 4	0.318		0.052	0.370	No

Note:

- According to KDB 447498 D01 General RF Exposure Guidance, when the simultaneous transmission SAR is less than 1.6 W/Kg, SPLSR assessment is not required.
- SPLSR mean is "The SAR to Peak Location Separation Ratio "



Attestation of Global Compliance(Shenzhen)Co.,Ltd.

Add: 2/F., Building 2, No.1-4, Chaxi Sanwei Technial Industrial Park, Gushu, Xixiang, Bao'an District, Shenzhen, Guangdong, China

Tel: +86-755 2523 4088

E-mail: agc@agc-cert.com

Service Hotline:400 089 2118

APPENDIX A. SAR SYSTEM CHECK DATA

Test Laboratory: AGC Lab

Date: Aug. 02,2019

System Check Head 750 MHz

DUT: Dipole 750 MHz Type: SID 750

Communication System CW; Communication System Band: D750 (750.0 MHz); Duty Cycle: 1:1; Conv.F=5.20

Frequency: 750 MHz; Medium parameters used: $f = 750$ MHz; $\sigma = 0.91$ mho/m; $\epsilon_r = 40.24$; $\rho = 1000$ kg/m³ ;

Phantom section: Flat Section; Input Power=18dBm

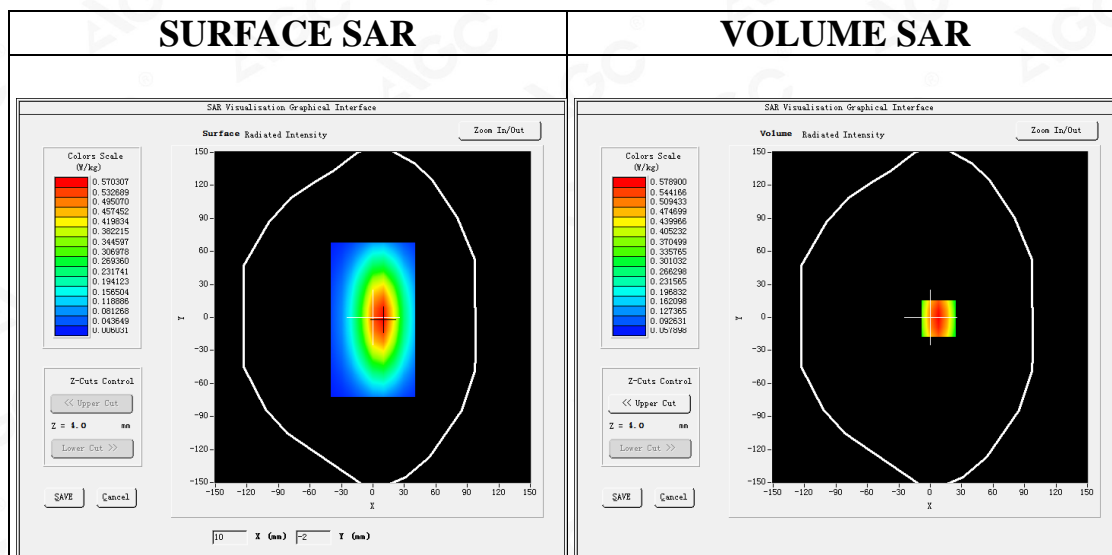
Ambient temperature (°C):21.1, Liquid temperature (°C): 20.8

SATIMO Configuration:

- Probe: SSE5; Calibrated: Aug. 08,2018; Serial No.: SN 22/12 EP159
- Sensor-Surface: 4mm (Mechanical Surface Detection)
- Phantom: SAM twin phantom
- Measurement SW: OpenSAR V4_02_35

Configuration/System Check 750MHz Head/Area Scan: Measurement grid: dx=10mm, dy=10mm

Configuration/System Check 750MHz Head/Zoom Scan: Measurement grid: dx=8mm,dy=8mm, dz=5mm



Maximum location: X=8.00, Y=-1.00

SAR Peak: 0.80 W/kg

SAR 10g (W/Kg)	0.331527
SAR 1g (W/Kg)	0.525834



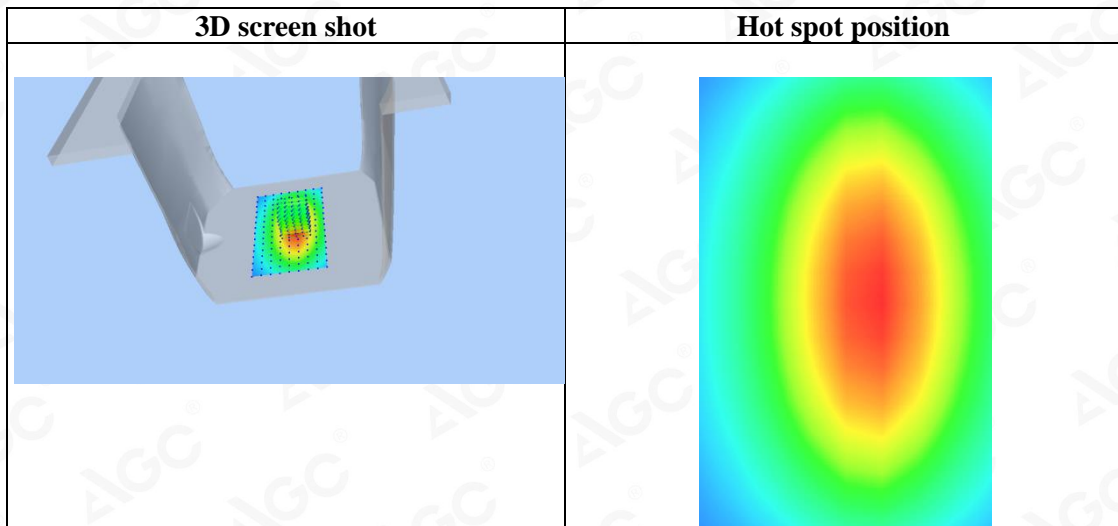
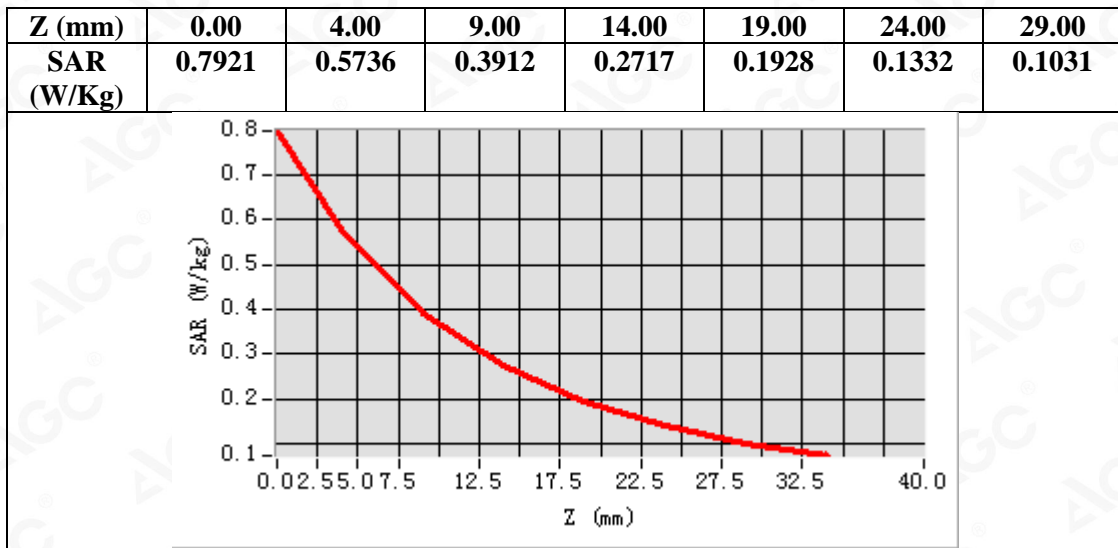
Attestation of Global Compliance(Shenzhen)Co.,Ltd.

Add: 2/F., Building 2, No.1-4, Chaxi Sanwei Technial Industrial Park, Gushu, Xixiang, Bao'an District, Shenzhen, Guangdong, China

Tel: +86-755 2523 4088

E-mail: agc@agc-cert.com

Service Hotline:400 089 2118



Attestation of Global Compliance(Shenzhen)Co.,Ltd.

Add: 2/F., Building 2, No.1-4, Chaxi Sanwei Technial Industrial Park, Gushu, Xixiang, Bao'an District, Shenzhen, Guangdong, China

Tel: +86-755 2523 4088

E-mail: agc@agc-cert.com

Service Hotline:400 089 2118

Test Laboratory: AGC Lab
System Check Body 750 MHz
DUT: Dipole 750 MHz Type: SID 750

Date: Aug. 02,2019

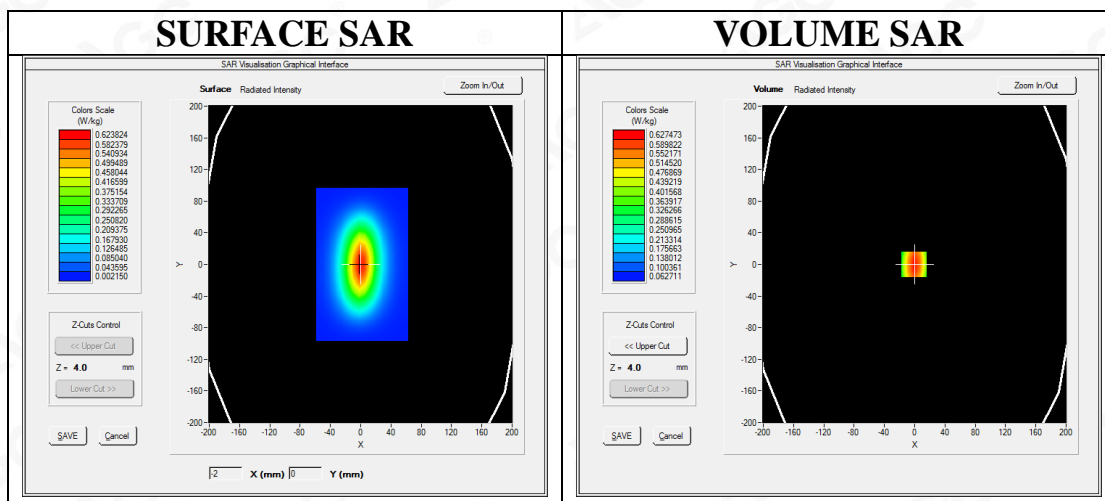
Communication System CW; Communication System Band: D750 (750.0 MHz); Duty Cycle: 1:1; Conv.F=5.40
Frequency: 750 MHz; Medium parameters used: $f = 750$ MHz; $\sigma = 0.95$ mho/m; $\epsilon_r = 55.20$; $\rho = 1000$ kg/m³ ;
Phantom section: Flat Section; Input Power=18dBm
Ambient temperature (°C):21.1, Liquid temperature (°C): 20.9

SATIMO Configuration:

- Probe: SSE5; Calibrated: Aug. 08,2018; Serial No.: SN 22/12 EP159
- Sensor-Surface: 4mm (Mechanical Surface Detection)
- Phantom: ELLI39 Phantom
- Measurement SW: OpenSAR V4_02_35

Configuration/System Check 750MHz Body/Area Scan: Measurement grid: dx=8mm, dy=8mm

Configuration/System Check 750MHz Body/Zoom Scan: Measurement grid: dx=8mm,dy=8mm, dz=5mm



Maximum location: X=-1.00, Y=0.00

SAR Peak: 0.86 W/kg

SAR 10g (W/Kg)	0.354125
SAR 1g (W/Kg)	0.541354



Attestation of Global Compliance(Shenzhen)Co.,Ltd.

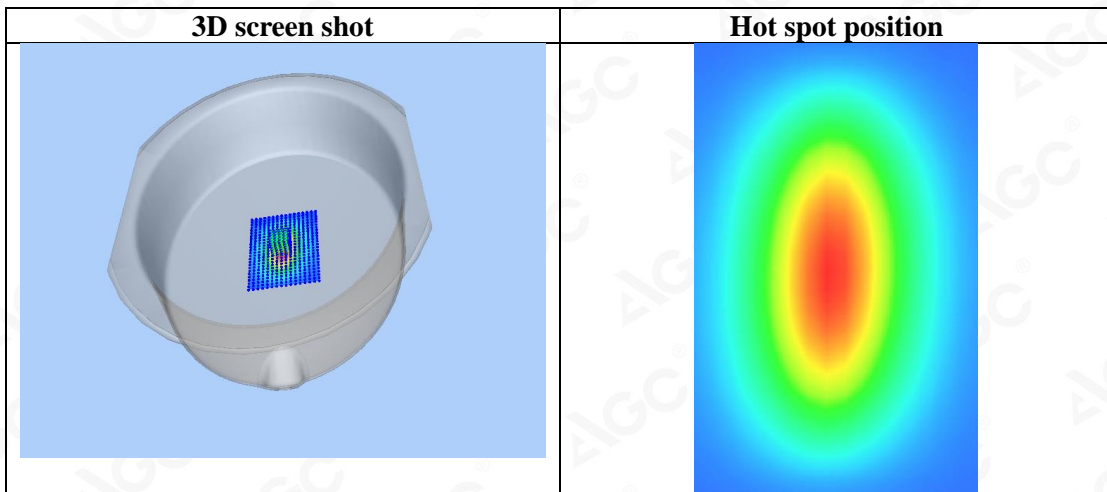
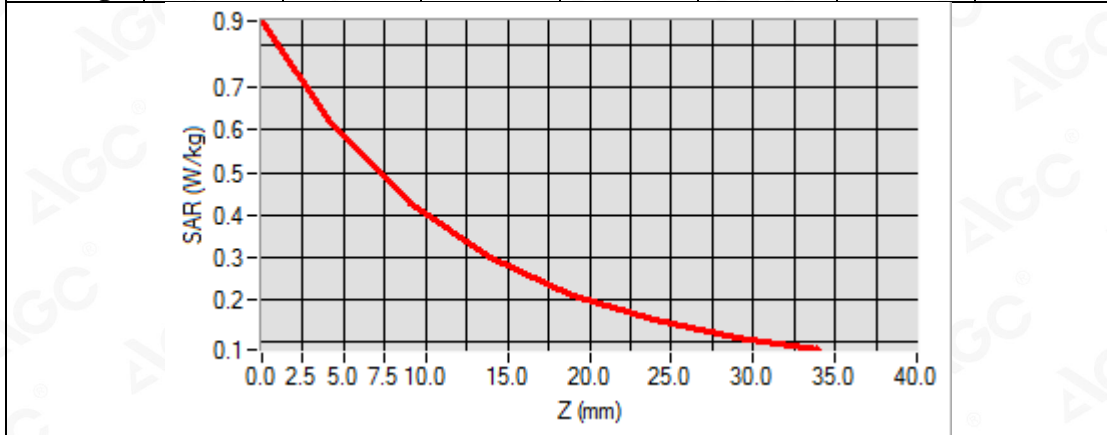
Add: 2/F., Building 2, No.1-4, Chaxi Sanwei Technial Industrial Park, Gushu,
Xixiang, Bao'an District, Shenzhen, Guangdong, China

Tel: +86-755 2523 4088

E-mail: agc@agc-cert.com

Service Hotline:400 089 2118

Z (mm)	0.00	4.00	9.00	14.00	19.00	24.00	29.00
SAR (W/Kg)	0.8568	0.6275	0.4273	0.2985	0.2108	0.1520	0.1108



Attestation of Global Compliance(Shenzhen)Co.,Ltd.

Add: 2/F., Building 2, No.1-4, Chaxi Sanwei Technial Industrial Park, Gushu, Xixiang, Bao'an District, Shenzhen, Guangdong, China

Tel: +86-755 2523 4088

E-mail: agc@agc-cert.com

Service Hotline:400 089 2118

Test Laboratory: AGC Lab
System Check Head 835 MHz
DUT: Dipole 835 MHz Type: SID 835

Date: Aug. 04,2019

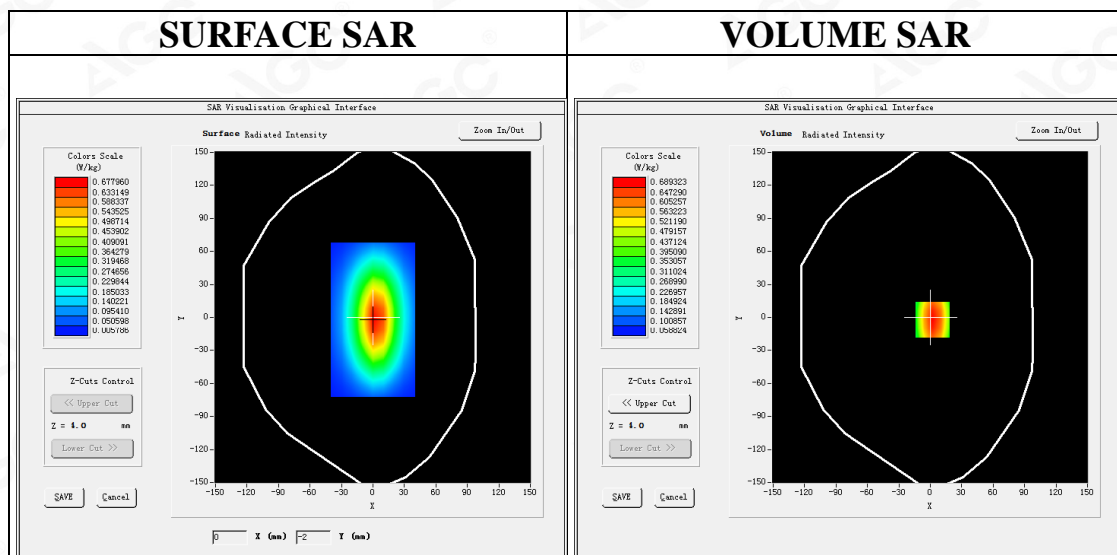
Communication System CW; Communication System Band: D835 (835.0 MHz); Duty Cycle: 1:1; Conv.F=5.29
Frequency: 835 MHz; Medium parameters used: $f = 835$ MHz; $\sigma = 0.91$ mho/m; $\epsilon_r = 40.98$; $\rho = 1000$ kg/m³ ;
Phantom section: Flat Section; Input Power=18dBm
Ambient temperature (°C):21.2, Liquid temperature (°C): 20.8

SATIMO Configuration:

- Probe: SSE5; Calibrated: Aug. 08,2018; Serial No.: SN 22/12 EP159
- Sensor-Surface: 4mm (Mechanical Surface Detection)
- Phantom: SAM twin phantom
- Measurement SW: OpenSAR V4_02_35

Configuration/System Check 835MHz Head/Area Scan: Measurement grid: dx=10mm, dy=10mm

Configuration/System Check 835MHz Head/Zoom Scan: Measurement grid: dx=8mm,dy=8mm, dz=5mm



Maximum location: X=2.00, Y=-2.00

SAR Peak: 0.96 W/kg

SAR 10g (W/Kg)	0.420467
SAR 1g (W/Kg)	0.624439



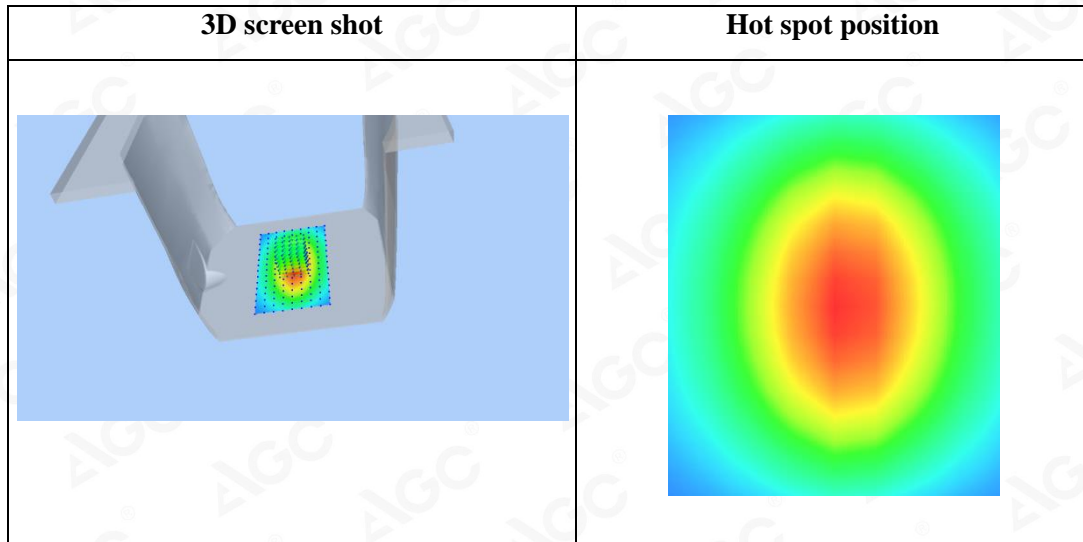
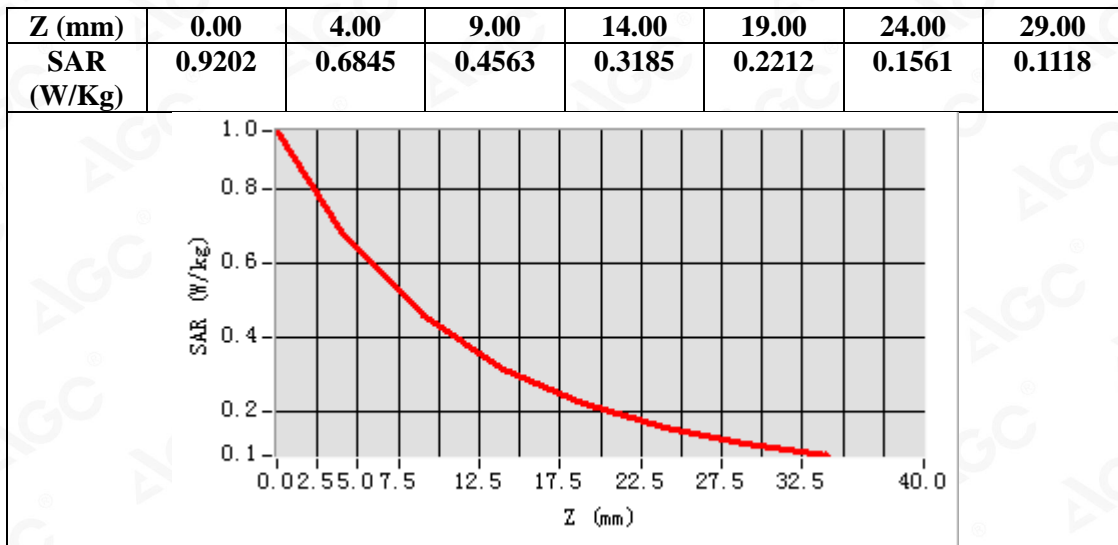
Attestation of Global Compliance(Shenzhen)Co.,Ltd.

Add: 2/F., Building 2, No.1-4, Chaxi Sanwei Technial Industrial Park, Gushu,
Xixiang, Bao'an District, Shenzhen, Guangdong, China

Tel: +86-755 2523 4088

E-mail: agc@agc-cert.com

Service Hotline:400 089 2118



Test Laboratory: AGC Lab
System Check Body 835 MHz
DUT: Dipole 835 MHz Type: SID 835

Date: Aug. 04,2019

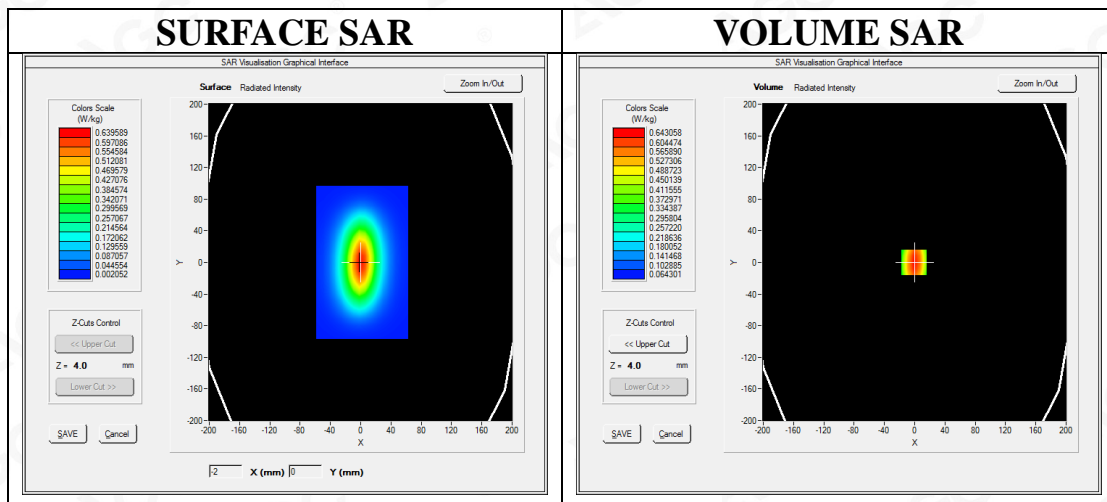
Communication System CW; Communication System Band: D835 (835.0 MHz); Duty Cycle: 1:1; Conv.F=5.49
Frequency: 835 MHz; Medium parameters used: $f = 835 \text{ MHz}$; $\sigma = 0.95 \text{ mho/m}$; $\epsilon_r = 54.26$; $\rho = 1000 \text{ kg/m}^3$;
Phantom section: Flat Section; Input Power=18dBm
Ambient temperature (°C):21.2, Liquid temperature (°C): 20.9

SATIMO Configuration:

- Probe: SSE5; Calibrated: Aug. 08,2018; Serial No.: SN 22/12 EP159
- Sensor-Surface: 4mm (Mechanical Surface Detection)
- Phantom: ELLI39 Phantom
- Measurement SW: OpenSAR V4_02_35

Configuration/System Check 835MHz Body/Area Scan: Measurement grid: dx=8mm, dy=8mm

Configuration/System Check 835MHz Body/Zoom Scan: Measurement grid: dx=8mm,dy=8mm, dz=5mm



Maximum location: X=-1.00, Y=0.00

SAR Peak: 0.88 W/kg

SAR 10g (W/Kg)	0.408543
SAR 1g (W/Kg)	0.619272



Attestation of Global Compliance(Shenzhen)Co.,Ltd.

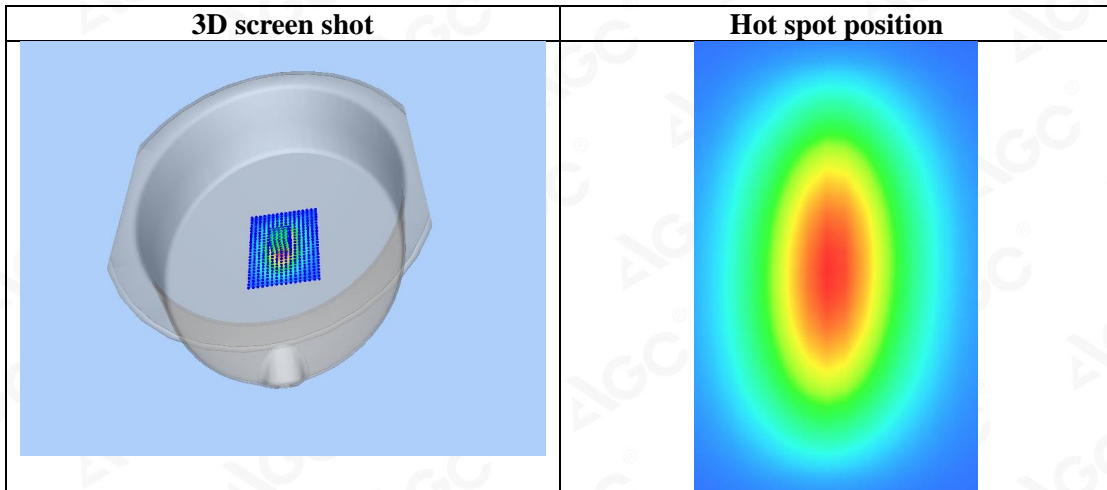
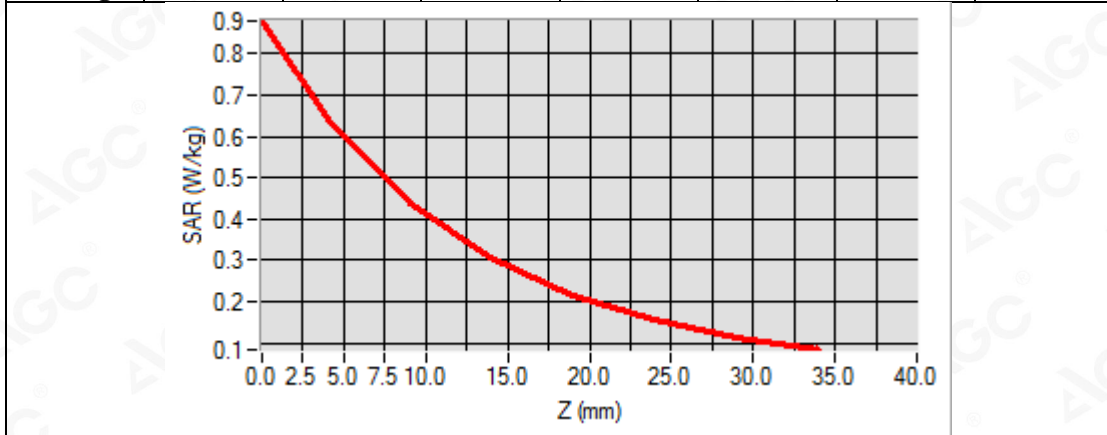
Add: 2/F., Building 2, No.1-4, Chaxi Sanwei Technial Industrial Park, Gushu,
Xixiang, Bao'an District, Shenzhen, Guangdong, China

Tel: +86-755 2523 4088

E-mail: agc@agc-cert.com

Service Hotline:400 089 2118

Z (mm)	0.00	4.00	9.00	14.00	19.00	24.00	29.00
SAR (W/Kg)	0.8757	0.6465	0.4385	0.3030	0.2187	0.1591	0.1143



Attestation of Global Compliance(Shenzhen)Co.,Ltd.

Add: 2/F., Building 2, No.1-4, Chaxi Sanwei Technial Industrial Park, Gushu, Xixiang, Bao'an District, Shenzhen, Guangdong, China

Tel: +86-755 2523 4088

E-mail: agc@agc-cert.com

Service Hotline:400 089 2118

Test Laboratory: AGC Lab
System Check Head 835 MHz
DUT: Dipole 835 MHz Type: SID 835

Date: Aug. 07,2019

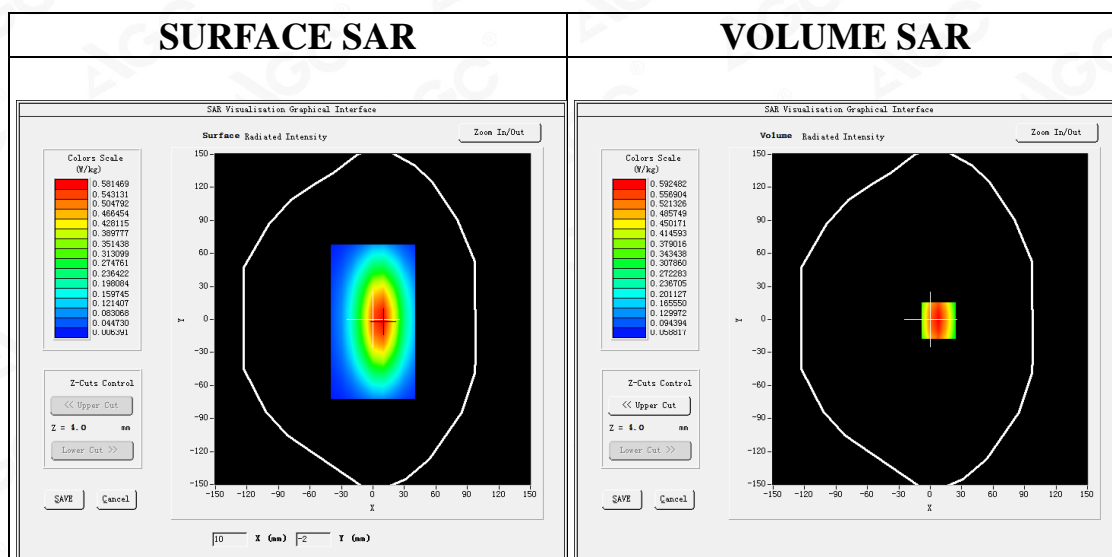
Communication System CW; Communication System Band: D835 (835.0 MHz); Duty Cycle: 1:1; Conv.F=5.29
Frequency: 835 MHz; Medium parameters used: $f = 835$ MHz; $\sigma = 0.89$ mho/m; $\epsilon_r = 41.28$; $\rho = 1000$ kg/m³ ;
Phantom section: Flat Section; Input Power=18dBm
Ambient temperature (°C):20.6, Liquid temperature (°C): 20.3

SATIMO Configuration:

- Probe: SSE5; Calibrated: Aug. 08,2018; Serial No.: SN 22/12 EP159
- Sensor-Surface: 4mm (Mechanical Surface Detection)
- Phantom: SAM twin phantom
- Measurement SW: OpenSAR V4_02_35

Configuration/System Check 835MHz Head/Area Scan: Measurement grid: dx=10mm, dy=10mm

Configuration/System Check 835MHz Head/Zoom Scan: Measurement grid: dx=8mm,dy=8mm, dz=5mm



Maximum location: X=8.00, Y=-1.00
SAR Peak: 0.82 W/kg

SAR 10g (W/Kg)	0.372681
SAR 1g (W/Kg)	0.578517



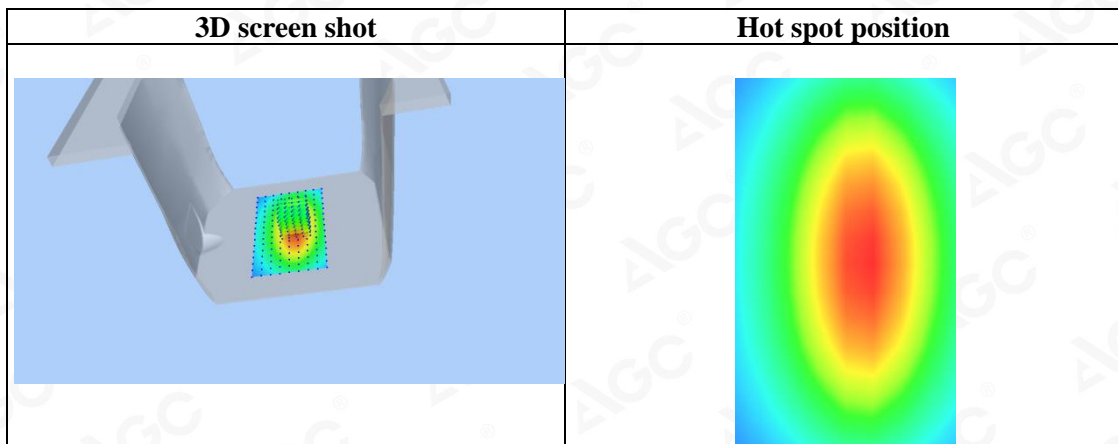
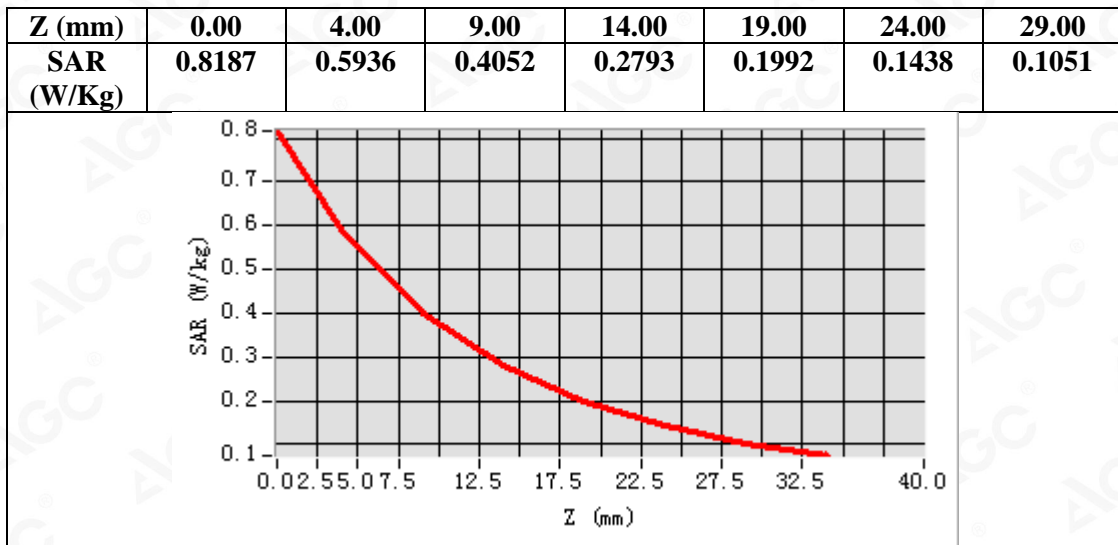
Attestation of Global Compliance(Shenzhen)Co.,Ltd.

Add: 2/F., Building 2, No.1-4, Chaxi Sanwei Technial Industrial Park, Gushu,
Xixiang, Bao'an District, Shenzhen, Guangdong, China

Tel: +86-755 2523 4088

E-mail: agc@agc-cert.com

Service Hotline:400 089 2118



Attestation of Global Compliance(Shenzhen)Co.,Ltd.

Add: 2/F., Building 2, No.1-4, Chaxi Sanwei Technial Industrial Park, Gushu, Xixiang, Bao'an District, Shenzhen, Guangdong, China

Tel: +86-755 2523 4088

E-mail: agc@agc-cert.com

Service Hotline:400 089 2118

Test Laboratory: AGC Lab
System Check Body 835 MHz
DUT: Dipole 835 MHz Type: SID 835

Date: Aug. 07,2019

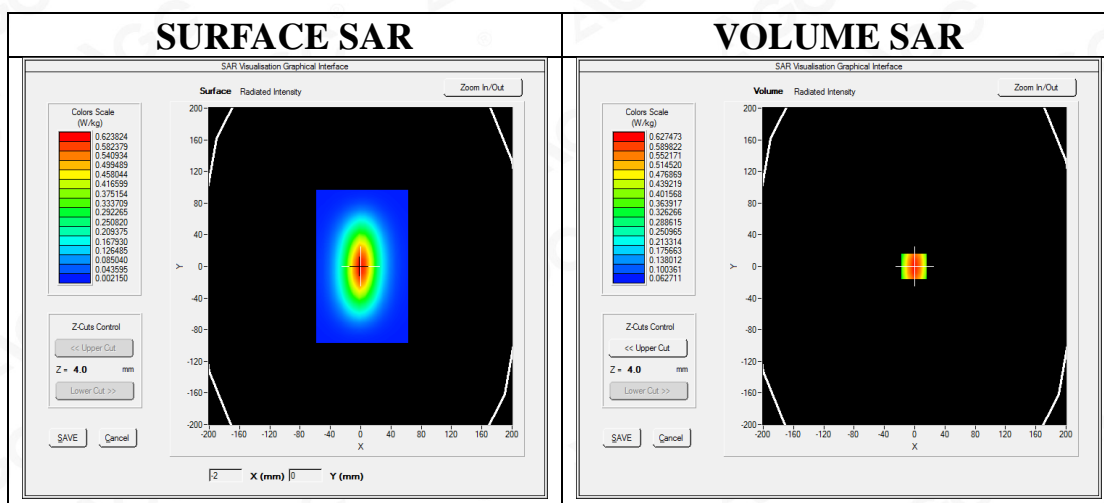
Communication System CW; Communication System Band: D835 (835.0 MHz); Duty Cycle: 1:1; Conv.F=5.49
Frequency: 835 MHz; Medium parameters used: $f = 835$ MHz; $\sigma = 0.98$ mho/m; $\epsilon_r = 55.16$; $\rho = 1000$ kg/m³ ;
Phantom section: Flat Section; Input Power=18dBm
Ambient temperature (°C):20.6, Liquid temperature (°C): 20.2

SATIMO Configuration:

- Probe: SSE5; Calibrated: Aug. 08,2018; Serial No.: SN 22/12 EP159
- Sensor-Surface: 4mm (Mechanical Surface Detection)
- Phantom: ELLI39 Phantom
- Measurement SW: OpenSAR V4_02_35

Configuration/System Check 835MHz Body/Area Scan: Measurement grid: dx=8mm, dy=8mm

Configuration/System Check 835MHz Body/Zoom Scan: Measurement grid: dx=8mm,dy=8mm, dz=5mm



Maximum location: X=-1.00, Y=0.00
SAR Peak: 0.86 W/kg

SAR 10g (W/Kg)	0.399248
SAR 1g (W/Kg)	0.604785



Attestation of Global Compliance(Shenzhen)Co.,Ltd.

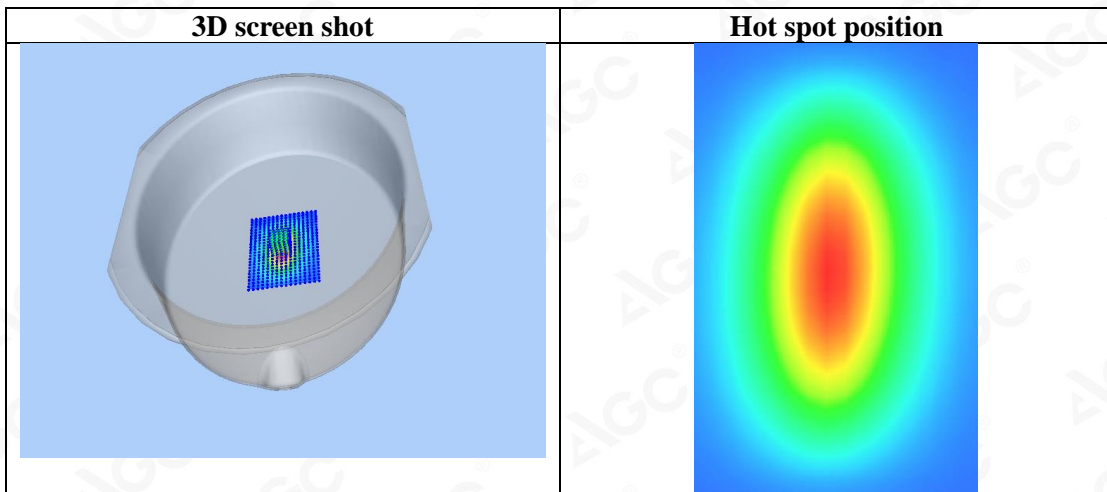
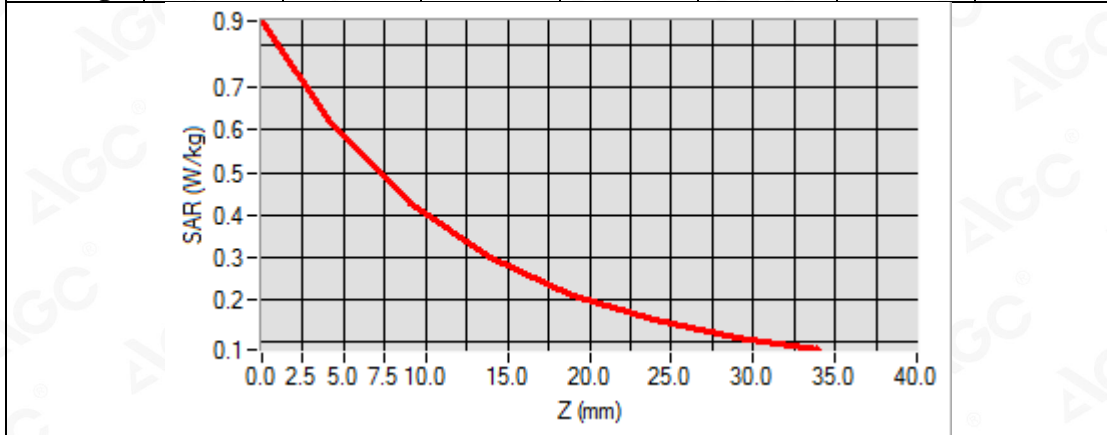
Add: 2/F., Building 2, No.1-4, Chaxi Sanwei Technial Industrial Park, Gushu,
Xixiang, Bao'an District, Shenzhen, Guangdong, China

Tel: +86-755 2523 4088

E-mail: agc@agc-cert.com

Service Hotline:400 089 2118

Z (mm)	0.00	4.00	9.00	14.00	19.00	24.00	29.00
SAR (W/Kg)	0.8585	0.6293	0.4281	0.2974	0.2125	0.1537	0.1583



Attestation of Global Compliance(Shenzhen)Co.,Ltd.

Add: 2/F., Building 2, No.1-4, Chaxi Sanwei Technial Industrial Park, Gushu, Xixiang, Bao'an District, Shenzhen, Guangdong, China

Tel: +86-755 2523 4088

E-mail: agc@agc-cert.com

Service Hotline:400 089 2118

Test Laboratory: AGC Lab
System Check Head 1750MHz

Date: Aug. 03,2019

DUT: Dipole 1800 MHz; Type: SID 1800

Communication System: CW; Communication System Band: D1700 (1750.0 MHz); Duty Cycle:1:1; Conv.F=4.71
Frequency: 1750 MHz; Medium parameters used: $f = 1750\text{MHz}$; $\sigma = 1.38 \text{ mho/m}$; $\epsilon_r = 39.85$; $\rho = 1000 \text{ kg/m}^3$;
Phantom section: Flat Section; Input Power=18dBm
Ambient temperature (°C): 20.8, Liquid temperature (°C): 20.5

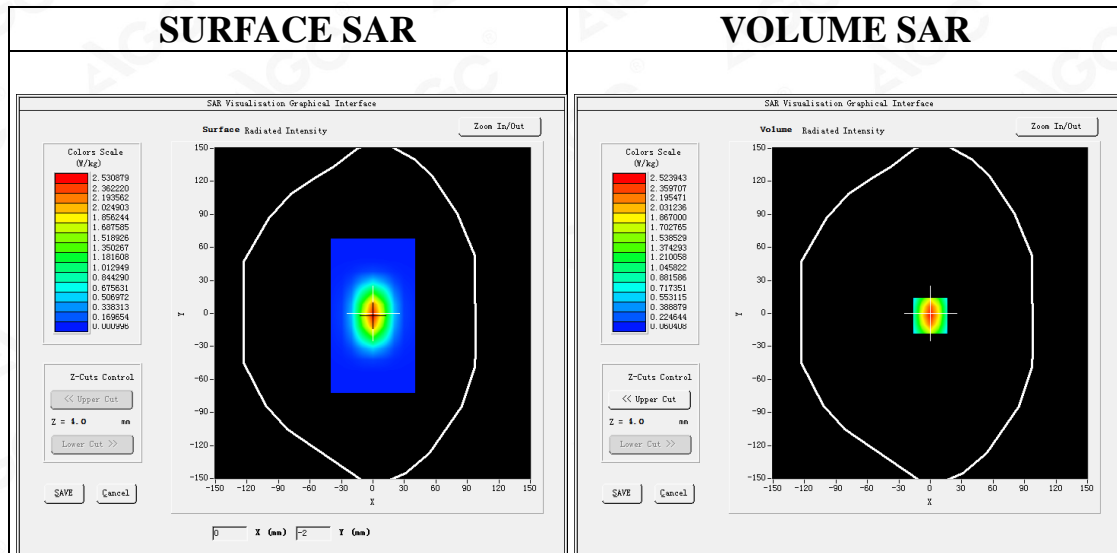
SATIMO Configuration:

Probe: SSE5; Calibrated: Aug. 08,2018; Serial No.: SN 22/12 EP159

- Sensor-Surface: 4mm (Mechanical Surface Detection)
- Phantom: SAM twin phantom
- Measurement SW: OpenSAR V4_02_35

Configuration/System Check 1750MHz Head/Area Scan: Measurement grid: dx=10mm,dy=10mm

Configuration/System Check 1750MHz Head/Zoom Scan: Measurement grid: dx=8mm,dy=8mm, dz=5mm



Maximum location: X=0.00, Y=-2.00
SAR Peak: 3.79 W/kg

SAR 10g (W/Kg)	1.286871
SAR 1g (W/Kg)	2.366515



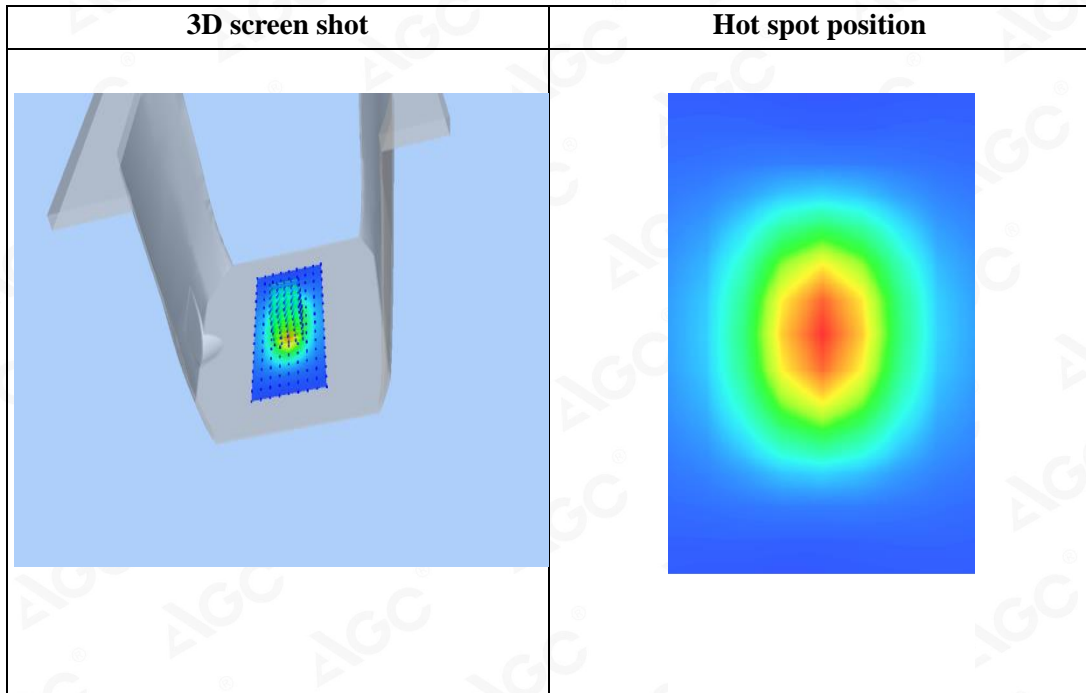
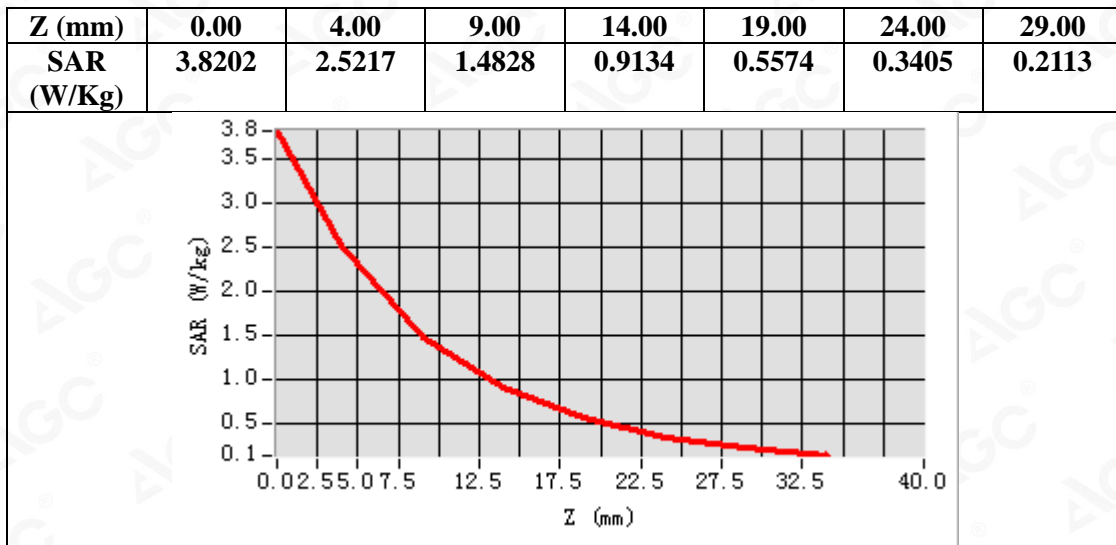
Attestation of Global Compliance(Shenzhen)Co.,Ltd.

Add: 2/F., Building 2, No.1-4, Chaxi Sanwei Technial Industrial Park, Gushu,
Xixiang, Bao'an District, Shenzhen, Guangdong, China

Tel: +86-755 2523 4088

E-mail: agc@agc-cert.com

Service Hotline:400 089 2118



Test Laboratory: AGC Lab
System Check Body 1750MHz
DUT: Dipole 1800 MHz; Type: SID 1800

Date: Aug. 03,2019

Communication System: CW; Communication System Band: D1700 (1750.0 MHz); Duty Cycle:1:1; Conv.F=4.81
Frequency: 1750MHz; Medium parameters used: $f = 1750\text{MHz}$; $\sigma = 1.48 \text{ mho/m}$; $\epsilon_r = 53.25$; $\rho = 1000 \text{ kg/m}^3$;
Phantom section: Flat Section; Input Power=18dBm
Ambient temperature (°C): 20.8, Liquid temperature (°C): 20.5

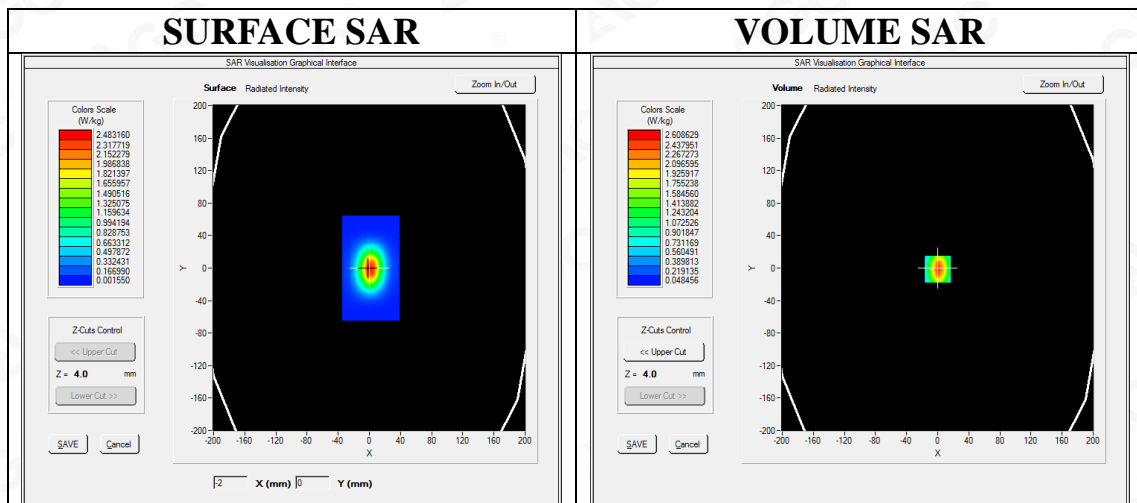
SATIMO Configuration:

Probe: SSE5; Calibrated: Aug. 08,2018; Serial No.: SN 22/12 EP159

- Sensor-Surface: 4mm (Mechanical Surface Detection)
- Phantom: ELLI39 Phantom
- Measurement SW: OpenSAR V4_02_35

Configuration/System Check 1750MHz Body/Area Scan: Measurement grid: dx=8mm,dy=8mm

Configuration/System Check 1750MHz Body/Zoom Scan: Measurement grid: dx=8mm,dy=8mm, dz=5mm



Maximum location: X=0.00, Y=-1.00
SAR Peak: 4.10 W/kg

SAR 10g (W/Kg)	1.281254
SAR 1g (W/Kg)	2.450483



Attestation of Global Compliance(Shenzhen)Co.,Ltd.

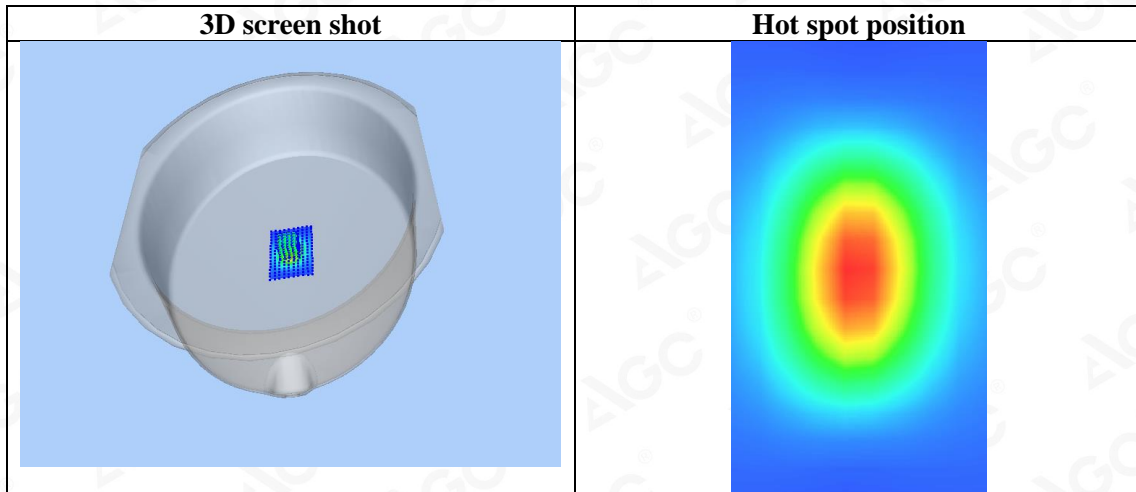
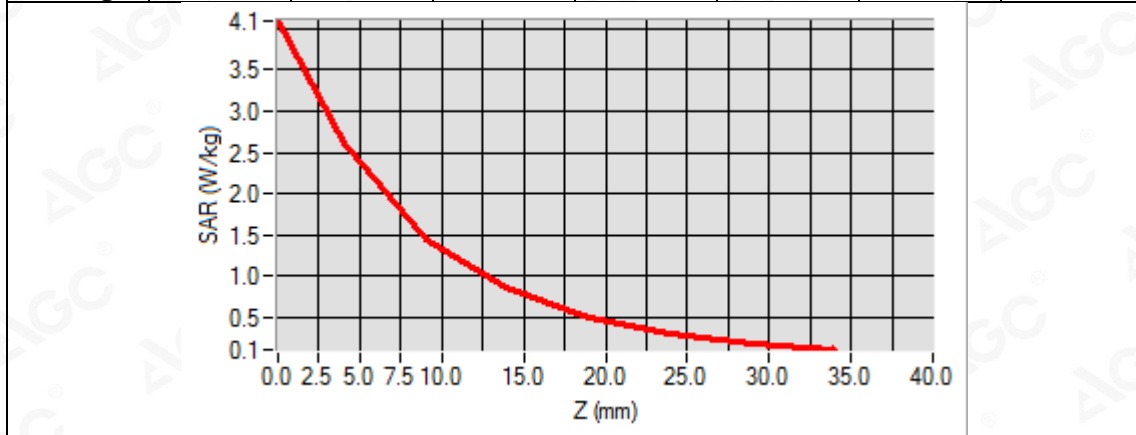
Add: 2/F., Building 2, No.1-4, Chaxi Sanwei Technial Industrial Park, Gushu,
Xixiang, Bao'an District, Shenzhen, Guangdong, China

Tel: +86-755 2523 4088

E-mail: agc@agc-cert.com

Service Hotline:400 089 2118

Z (mm)	0.00	4.00	9.00	14.00	19.00	24.00	29.00
SAR (W/Kg)	4.0918	2.6035	1.4574	0.8508	0.5048	0.2936	0.1818



Attestation of Global Compliance(Shenzhen)Co.,Ltd.

Add: 2/F., Building 2, No.1-4, Chaxi Sanwei Technial Industrial Park, Gushu, Xixiang, Bao'an District, Shenzhen, Guangdong, China

Tel: +86-755 2523 4088

E-mail: agc@agc-cert.com

Service Hotline:400 089 2118

Test Laboratory: AGC Lab
System Check Head 1900MHz

Date: Aug. 08,2019

DUT: Dipole 1900 MHz; Type: SID 1900

Communication System: CW; Communication System Band: D1900 (1900.0 MHz); Duty Cycle:1:1; Conv.F=5.24
Frequency: 1900 MHz; Medium parameters used: $f = 1850$ MHz; $\sigma = 1.41$ mho/m; $\epsilon r = 40.28$; $\rho = 1000$ kg/m³ ;
Phantom section: Flat Section; Input Power=18dBm
Ambient temperature (°C):21.1, Liquid temperature (°C): 20.8

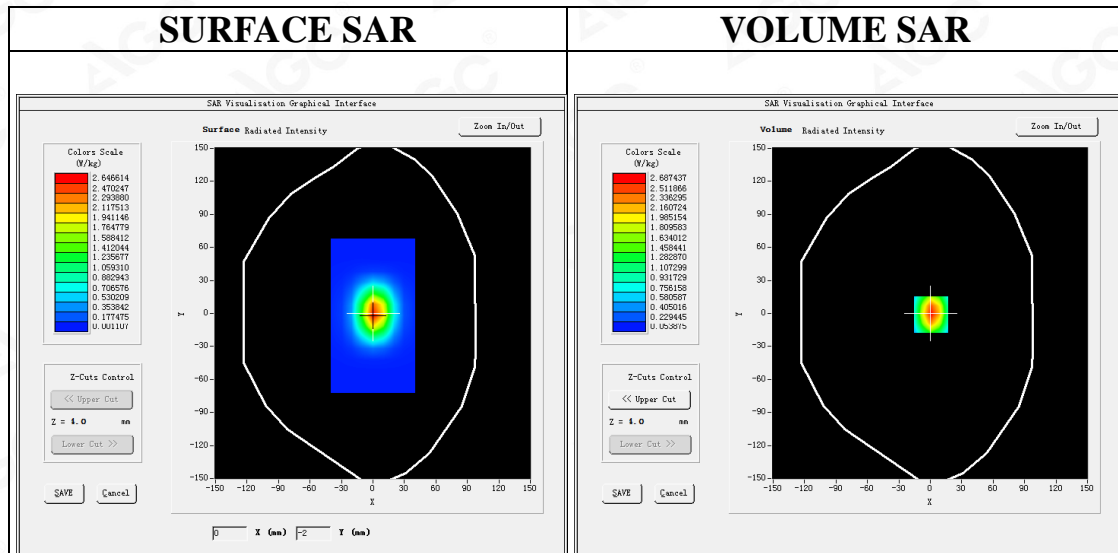
SATIMO Configuration:

Probe: SSE5; Calibrated: Aug. 08,2018; Serial No.: SN 22/12 EP159

- Sensor-Surface: 4mm (Mechanical Surface Detection)
- Phantom: SAM twin phantom
- Measurement SW: OpenSAR V4_02_35

Configuration/System Check 1900MHz Head/Area Scan: Measurement grid: dx=10mm, dy=10mm

Configuration/System Check 1900MHz Head/Zoom Scan: Measurement grid: dx=8mm,dy=8mm, dz=5mm



Maximum location: X=1.00, Y=-1.00
SAR Peak: 4.05 W/kg

SAR 10g (W/Kg)	1.352348
SAR 1g (W/Kg)	2.523815



Attestation of Global Compliance(Shenzhen)Co.,Ltd.

Add: 2/F., Building 2, No.1-4, Chaxi Sanwei Technial Industrial Park, Gushu,
Xixiang, Bao'an District, Shenzhen, Guangdong, China

Tel: +86-755 2523 4088

E-mail: agc@agc-cert.com

Service Hotline:400 089 2118

