

Figure 7  
The EUT-Inside View



Figure 8  
PCB of the EUT-Front View




Figure 9  
PCB of the EUT-Back View




Figure 10  
PCB of the EUT-Front View







Figure 11  
PCB of the EUT-Back View



Antenna