
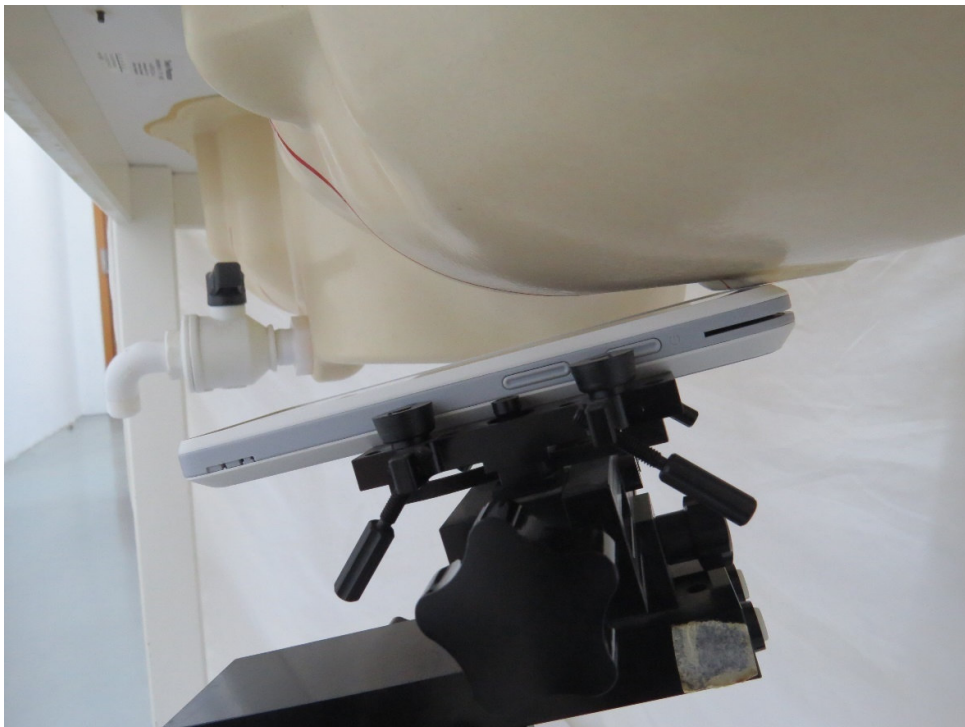



## SAR Test Setup




Picture 1: Left Hand Touch Cheek Position



Picture 2: Left Hand Tilt 15 Degree Position




Picture 3: Right Hand Touch Cheek Position



Picture 4: Right Hand Tilt 15 Degree Position




Picture 5: Back Side, the distance from EUT to the bottom of the Phantom is 10mm




Picture 6: Front Side, the distance from EUT to the bottom of the Phantom is 10mm



Picture 7: Left Edge, the distance from EUT to the bottom of the Phantom is 10mm



Picture 8: Right Edge, the distance from EUT to the bottom of the Phantom is 10mm



Picture 9: Top Edge, the distance from EUT to the bottom of the Phantom is 10mm




Picture 10: Back Side, the distance from EUT to the bottom of the Phantom is 0mm




Picture 11: Front Side, the distance from EUT to the bottom of the Phantom is 0mm



Picture 12: Left Edge, the distance from EUT to the bottom of the Phantom is 0mm



Picture 13: Right Edge, the distance from EUT to the bottom of the Phantom is 0mm



Picture 14: Top Edge, the distance from EUT to the bottom of the Phantom is 0mm