



10. SETUP PHOTOS

10.1. XYZ MEASUREMENT SETUP

X POSITION PHOTO




Y POSITION PHOTO




10.2. RADIATED RF MEASUREMENT SETUP (BELOW 1 GHz)



RADIATED FRONT PHOTO (BELOW 1 GHz)



RADIATED BACK PHOTO (BELOW 1 GHz)



10.3. RADIATED RF MEASUREMENT SETUP (ABOVE 1 GHz)



END OF REPORT