

Annex 2: External photographs of EUT to
TEST REPORT
 No.: 6-0668-15-3-13a/b/c/d/e

According to:
FCC Regulations
 Part 15.109 Class B, Part 15.209
 Part 15.247, Part 22/24/27

IC-Regulations
 RSS-Gen, Issue 4, RSS-247, Issue 1
 RSS-132, RSS-133, RSS-130, RSS-139

for

ACTIA Nordic AB

Telematic unit for automotive use:
ACUII-06 LTE US

FCC-ID: 2AGKKACUII-06
IC: 20839-ACUII06
PMN: ACUII-06
HVIN: ACUII-06







Laboratory Accreditation and Listings			
 DAKKS Deutsche Akkreditierungsstelle D-PL-12047-01-01	 FCC FEDERAL COMMUNICATIONS COMMISSION USA MRA US-EU 0003	 Industry Canada Reg. No.: 3462D-1 Reg. No.: 3462D-2 Reg. No.: 3462D-3	 Voluntary Controls for Electromagnetic Emissions Reg. No.: R-2666 C-2914, T-1967, G-301
 WiFi ALLIANCE AUTHORIZED RF LABORATORY	 ctia Authorized TM Test Lab Lab Code: 20011130-00		
accredited according to DIN EN ISO/IEC 17025			
CETECOM GmbH Laboratory Radio Communications & Electromagnetic Compatibility Im Teelbruch 116 • 45219 Essen • Germany Registered in Essen, Germany, Reg. No.: HRB Essen 8984 Tel.: + 49 (0) 20 54 / 95 19-954 • Fax: + 49 (0) 20 54 / 95 19-964 E-mail: info@cetecom.com • Internet: www.cetecom.com			

Table of contents

1. EXTERNAL PHOTOGRAPHS OF EUT:	3
1.1. EUT and Aux. Equipment Photographs.....	3

1. External photographs of EUT:


1.1. EUT and Aux. Equipment Photographs



Photograph 1: Equipment under test (EUT A, front side)



Photograph 2: Equipment under test (EUT A, under side)



Photograph 3: Equipment under test (EUT A, under side) – battery compartment open




Photograph 4: Equipment under test (EUT A, left side)




Photograph 5: Equipment under test (EUT A, right side)




Photograph 6: Equipment under test (EUT A, under side)



Photograph 7: Equipment under test (EUT C, overview)




Photograph 8: Equipment under test (EUT C, under side)




Photograph 9: Equipment under test (EUT C, rear view)




Photograph 10: Equipment under test (EUT A + EUT B)




Photograph 11: Auxiliary Equipment under test (AE 1)



Photograph 12: External SIM card holder (AE 2)




Photograph 13: 2 Button – SOS device (AE 3)




Photograph 14: Auxiliary Equipment under test (AE 4)




Photograph 15: Auxiliary Equipment under test (AE 5)




Photograph 16: Antenna power supply cable(AE 6)




Photograph 17: RF-cables (AE 7 to AE10)



Photograph 18: IHU Termination (AE 11)



Photograph 19: Terminations (AE 13 to AE16)



Photograph 20: Auxiliary Equipment under test (AE 17)