

Case No. : <u>GTS20221031017-1-12</u>
Ambient Condition: <u>25</u> °C, <u>45</u> %RH, Atmos100.1Kpa,
Test Date: <u>2022.11.11</u> Test Engineer: <u>Jenny zeng</u>

Appendix D.1: Emission Bandwidth

Test Result

TestMode	Antenna	Frequency[MHz]	26db EBW [MHz]	FL[MHz]	FH[MHz]	Limit[MHz]	Verdict
11A	Ant1	5500	19.320	5490.160	5509.480	---	---
		5600	19.160	5590.440	5609.600	---	---
		5700	19.920	5689.960	5709.880	---	---
11N20SISO	Ant1	5500	20.440	5489.800	5510.240	---	---
		5600	20.040	5590.040	5610.080	---	---
		5700	20.200	5689.720	5709.920	---	---
11N40SISO	Ant1	5510	38.080	5491.040	5529.120	---	---
		5590	38.240	5570.880	5609.120	---	---
		5670	38.240	5650.880	5689.120	---	---

Test Graphs

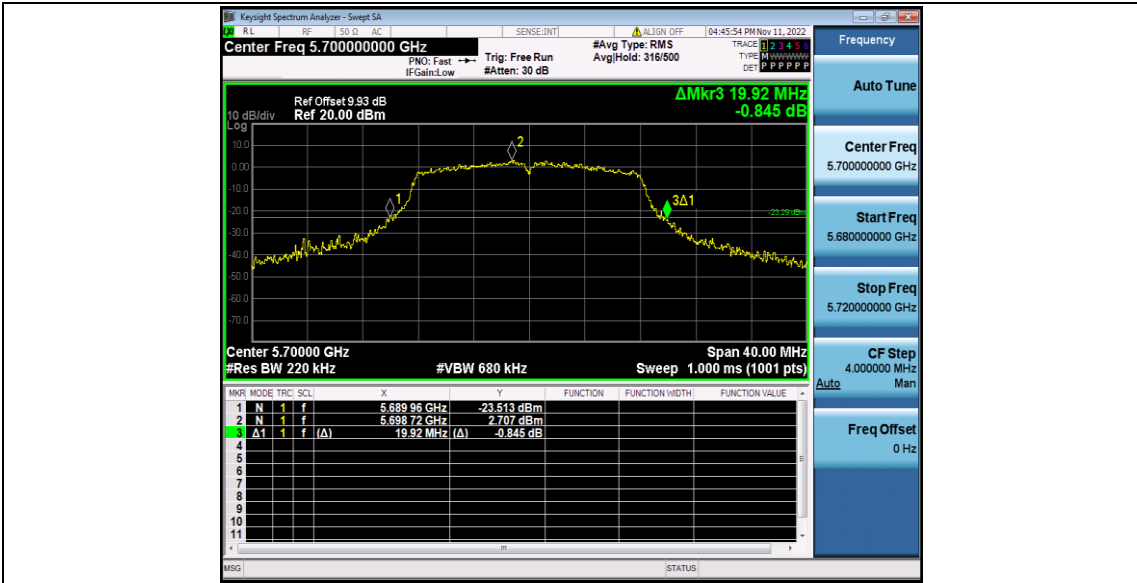
11A_Ant1_5500



11A_Ant1_5600



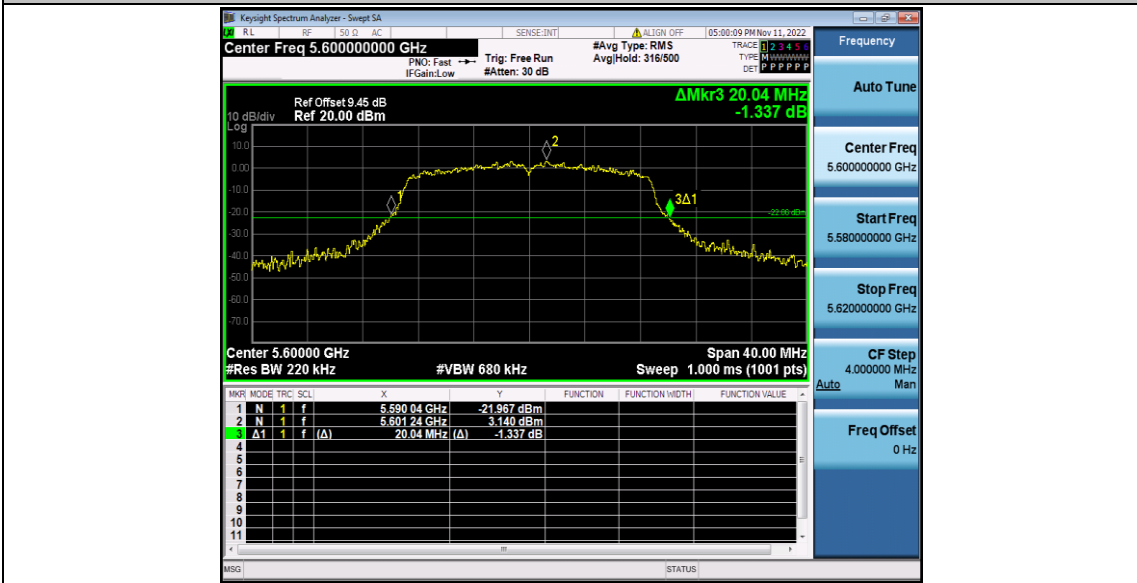
11A_Ant1_5700



11N20SISO_Ant1_5500



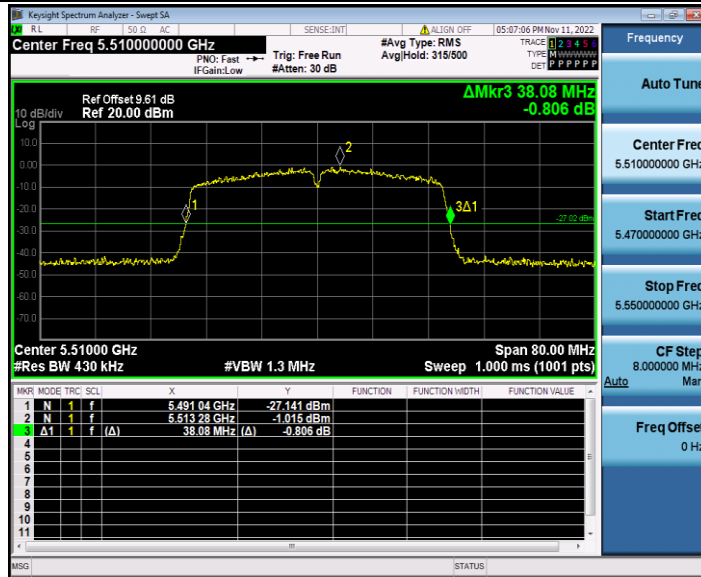
11N20SISO_Ant1_5600



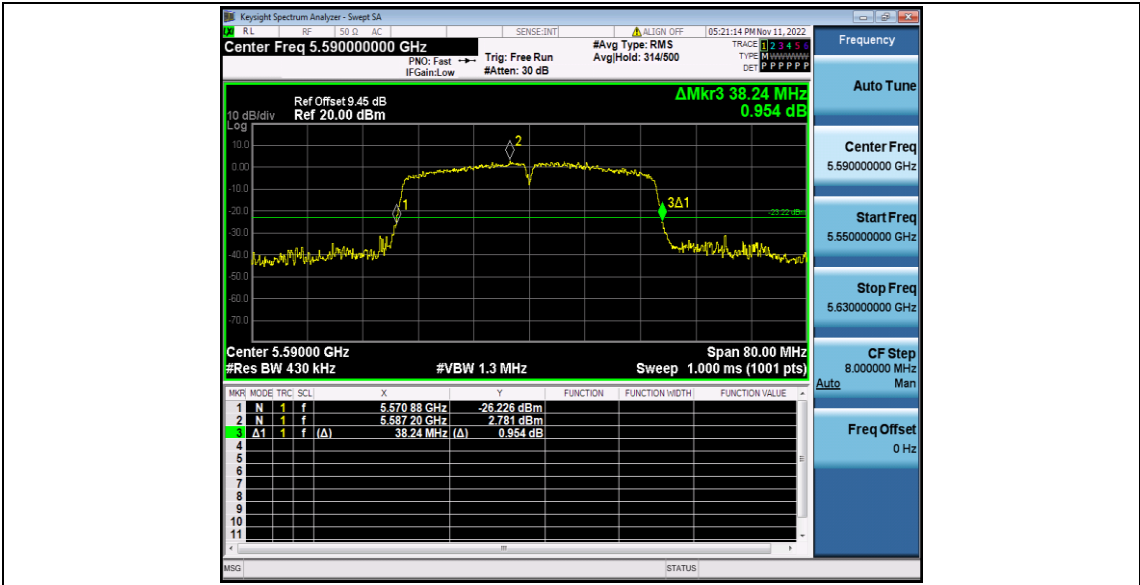
11N20SISO_Ant1_5700



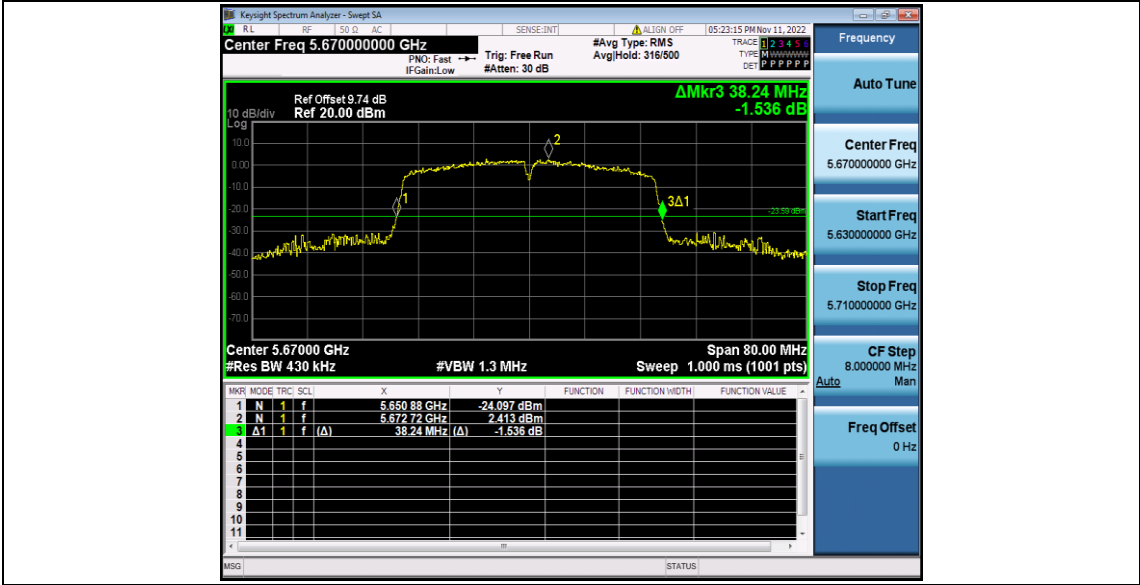
11N40SISO_Ant1_5510



11N40SISO_Ant1_5590



11N40SISO_Ant1_5670



Appendix D.2: Occupied channel bandwidth

Test Result

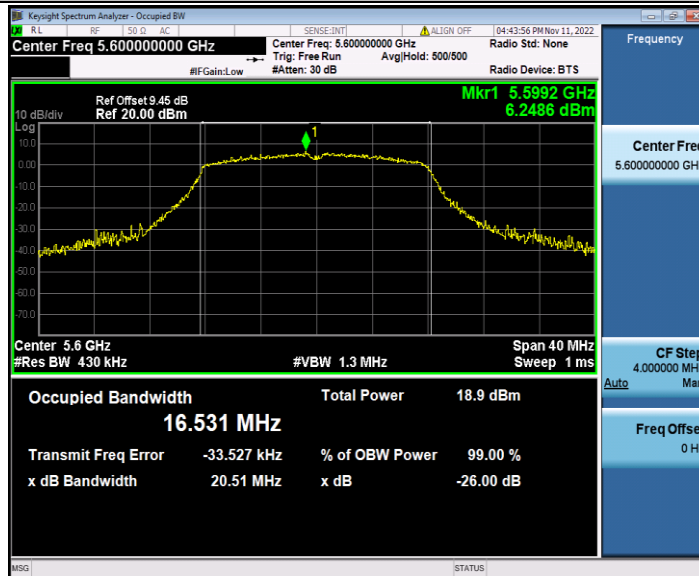
TestMode	Antenna	Frequency[MHz]	OCB [MHz]	FL[MHz]	FH[MHz]	Limit[MHz]	Verdict
11A	Ant1	5500	16.534	5491.729	5508.263	---	---
		5600	16.531	5591.701	5608.232	---	---
		5700	16.595	5691.608	5708.203	---	---
11N20SISO	Ant1	5500	17.573	5491.212	5508.785	---	---
		5600	17.627	5591.150	5608.777	---	---
		5700	17.610	5691.133	5708.743	---	---
11N40SISO	Ant1	5510	35.297	5492.418	5527.715	---	---
		5590	35.348	5572.339	5607.687	---	---
		5670	35.362	5652.234	5687.596	---	---

Test Graphs

11A_Ant1_5500



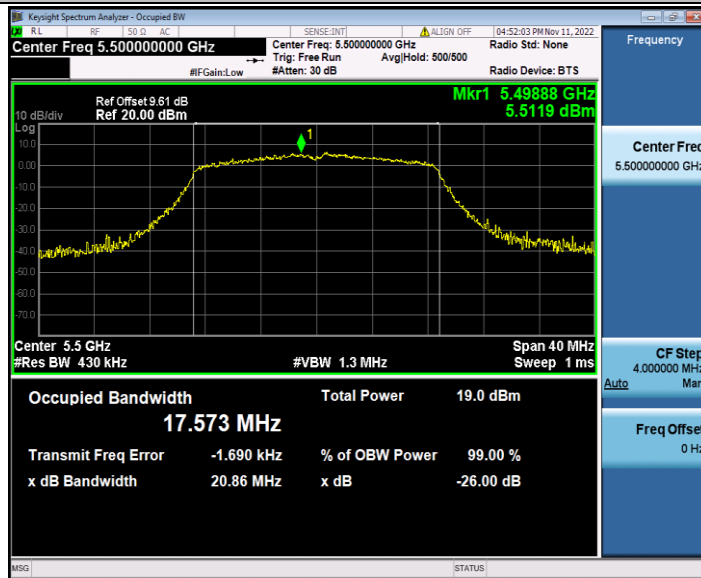
11A_Ant1_5600



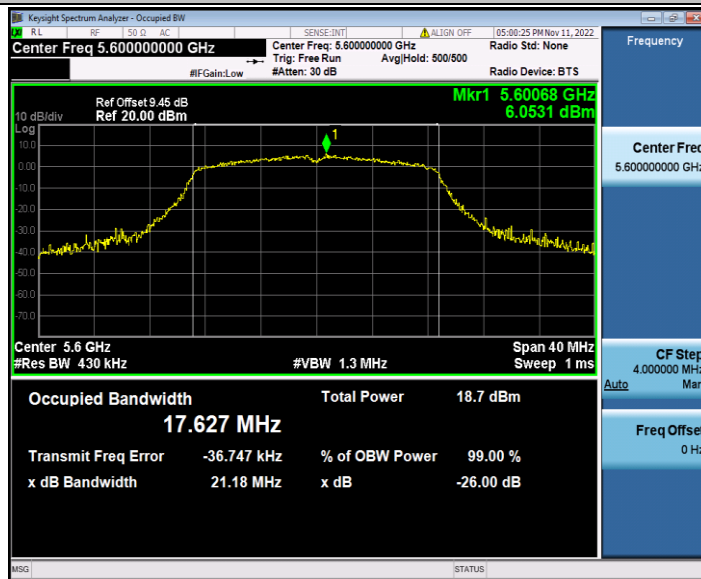
11A_Ant1_5700



11N20SISO_Ant1_5500



11N20SISO_Ant1_5600



11N20SISO_Ant1_5700



11N40SISO_Ant1_5510



11N40SISO_Ant1_5590



11N40SISO_Ant1_5670



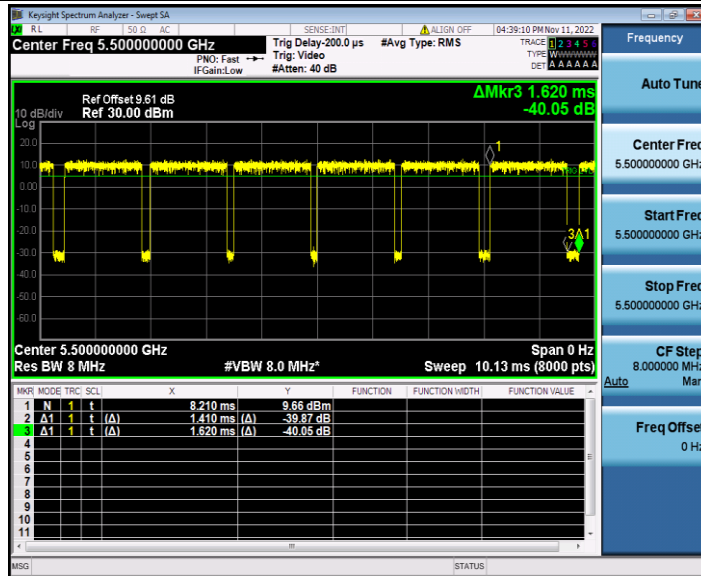
Appendix D.3: Duty Cycle

Test Result

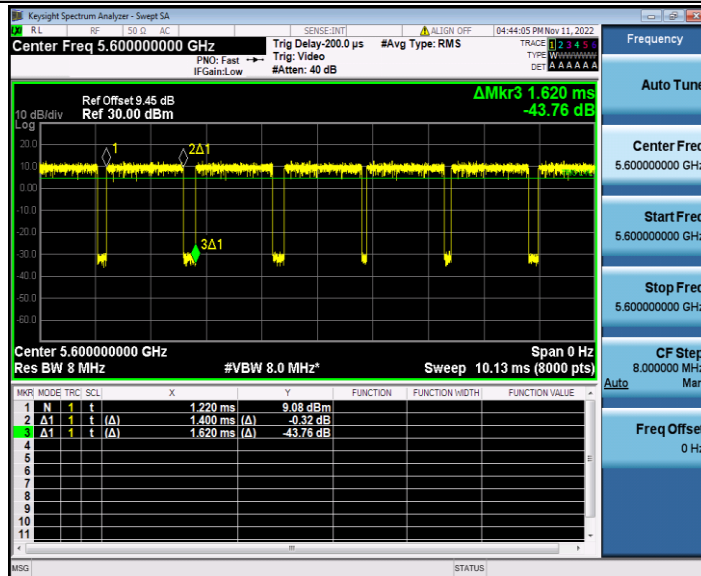
TestMode	Antenna	Frequency[MHz]	Transmission Duration [ms]	Transmission Period [ms]	Duty Cycle [%]
11A	Ant1	5500	1.41	1.62	87.04
		5600	1.40	1.62	86.42
		5700	1.40	1.61	86.96
11N20SISO	Ant1	5500	1.32	1.54	85.71
		5600	1.32	1.55	85.16
		5700	1.31	1.54	85.06
11N40SISO	Ant1	5510	0.65	0.87	74.71
		5590	0.65	0.87	74.71
		5670	0.66	0.88	75.00

Test Graphs

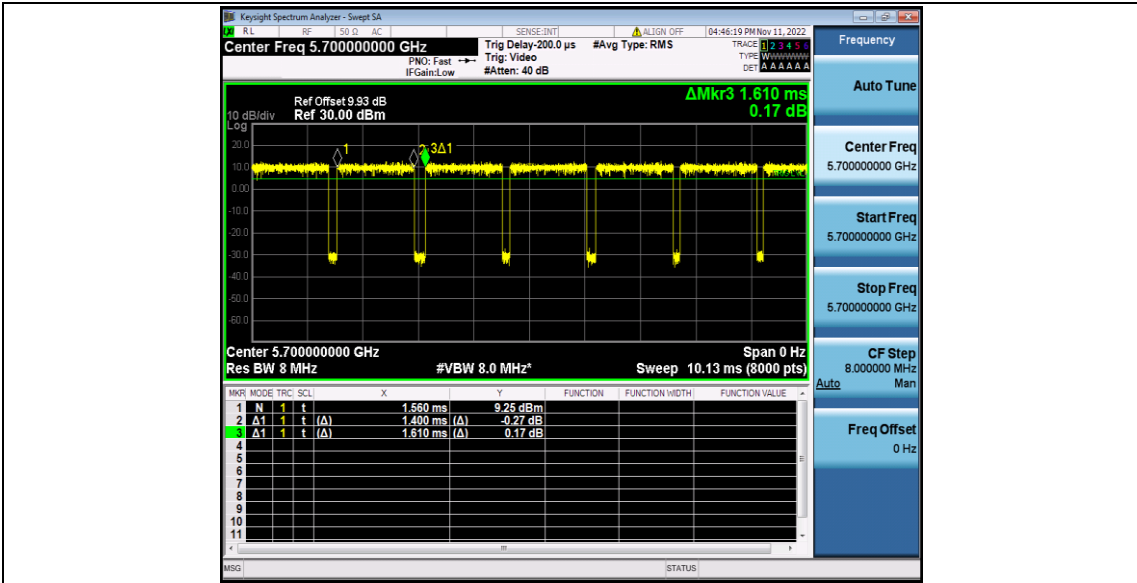
11A_Ant1_5500



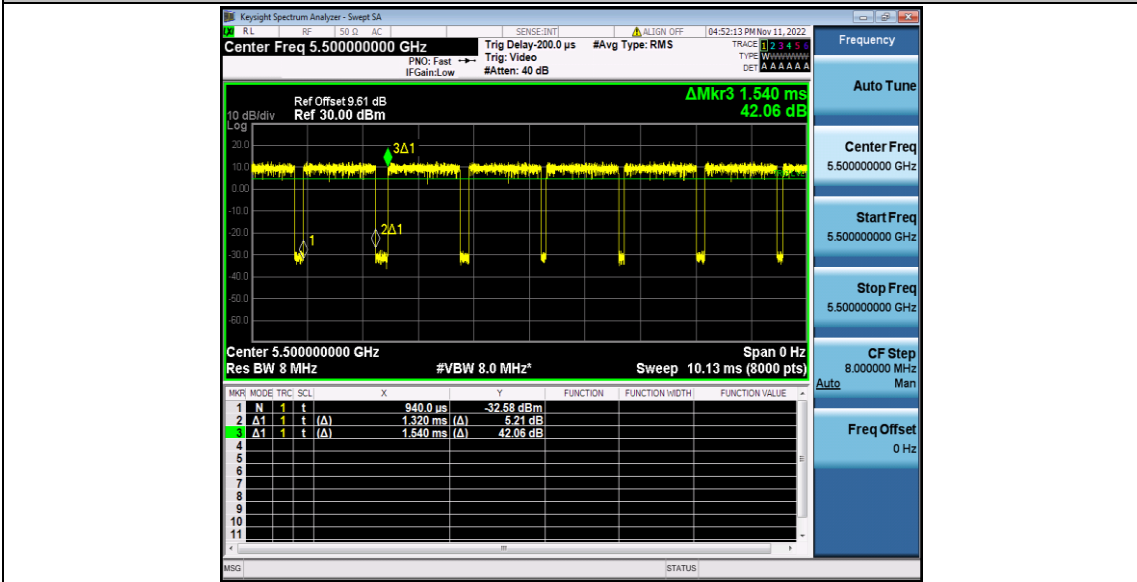
11A_Ant1_5600



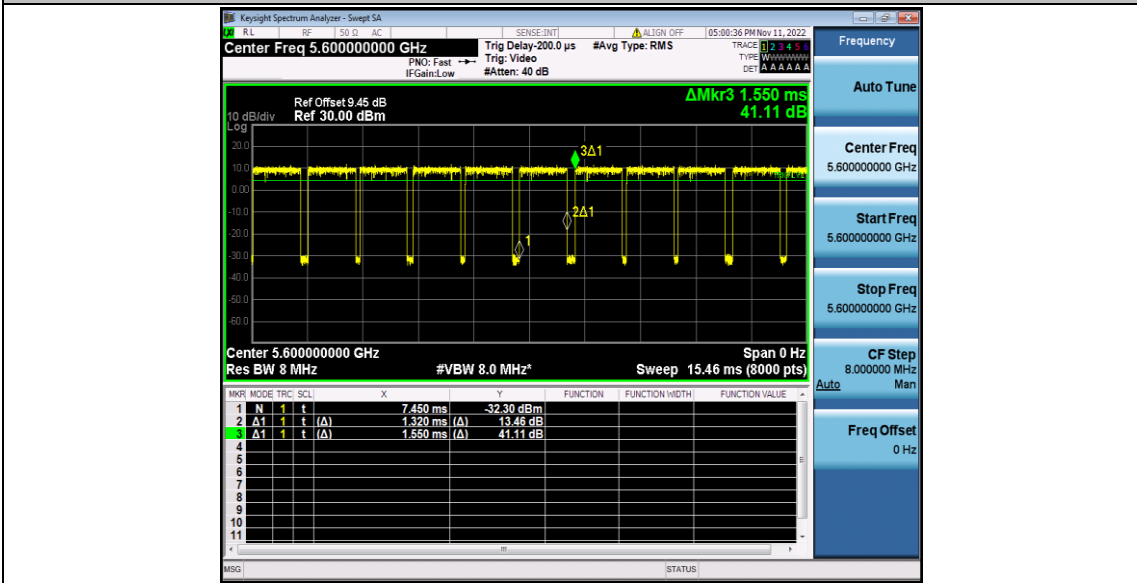
11A_Ant1_5700



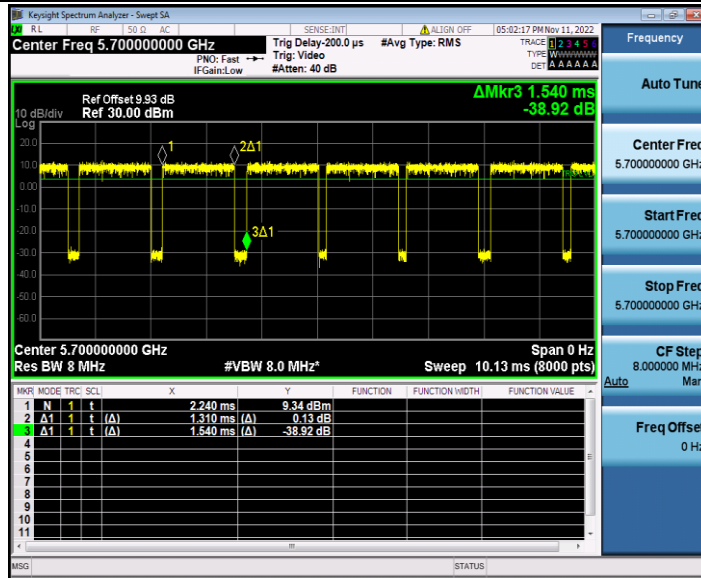
11N20SISO_Ant1_5500



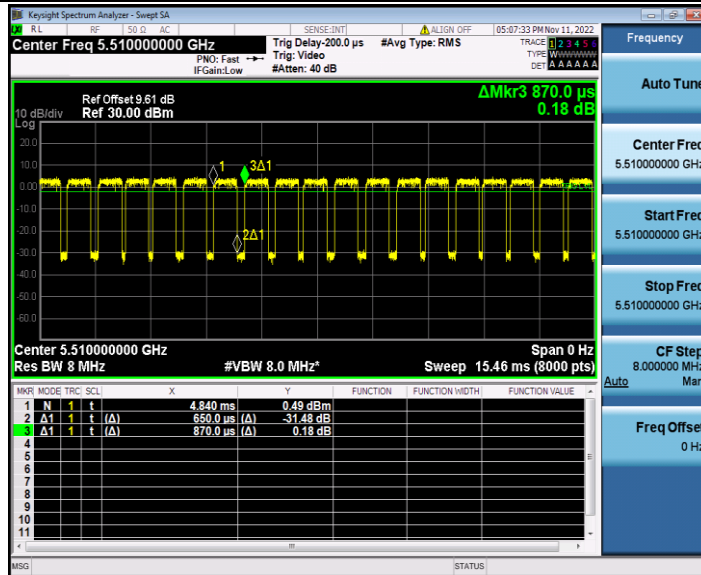
11N20SISO_Ant1_5600



11N20SISO_Ant1_5700



11N40SISO_Ant1_5510



11N40SISO_Ant1_5590