

Multi-function Bluetooth speaker

User Manual

EN

Explanation

- ◆ Bluetooth speaker allows you to enjoy the charm of music anywhere
- ◆ This is modern fashion the appearance of a unique Bluetooth phone hand-free digital audio
- ◆ New miniature aluminum diaphragm speaker clear treble bass pure unique design so sound quality performance plus excellent
- ◆ Integration of new concepts Walkman digital audio connect you MP3/MP4/CD/DVD/IPOD/IPHONE/PSP mobile phone computer and FM radio function
- ◆ Circular design button curved design a variety of colors highlights the modern style so that you own way
- ◆ Battery computer USB adapter DC -5 power supply so that you can enjoy anytime any where music eliminate worry

EN

Speaker function parameters

- ◆ frequency response 80-18000HZ
- ◆ FM frequency range 87.05---108MHZ ($\pm 3\text{DB}$)
- ◆ SNR $\geq 65\text{DB}$
- ◆ Speaker 1.58inches (external diameter 40mm)4 ohm *3
- ◆ Bluetooth connection distance $\geq 25\text{M}$ with the hands-free function
- ◆ Powerinput USB power adapter wiring or 5V-1000MA of the AC power adapter

EN


Operating instructions

- ◆ Battery built-in battery
- ◆ DC -5V DC -5V (0.4-1A)power adapter USB power available
- ◆ Shutdown state charging power indicator is displayed in red

△REMINDER when the battery charging is completed please unplug the line charge to Not to affect battery life and the danger

- ◆ Tuned charge you can use an adapter to charge normal play music the power indicator is displayed as red use the original USB cable to connect the computer to charge automatically converted to storage capabilities (Recommended charging tuned off in order to prolong battery life)
- ◆ In external audio connection the audio signal and the audio input port of the host audio cable connection (line in)the blue indicator light in the playback


Bluetooth connection


- ◆ Extremely audio connection mode the audio input port of the host with the audio cable connection (line in)then to enter extremely audio mode Bluetooth connection the power switch in the "ON "state the boot by default in the Bluetooth status mobile phone search new Bluetooth equipment find "**King Won**" new equipment after mating connector when speaker with voice prompts pairing is successful enter Bluetooth playback mode connect the PC to play music with Bluetooth match finish make sure the Bluetooth matching drive installation intact open the taskbar Bluetooth device pairing after opening the Bluetooth interface to search for Bluetooth device found "**King Won**" new equipment then double-click pairing device to connect when the speaker and the voice prompts pairing is successful right set the device to play music in Bluetooth and engage in quality audio playback when the player is connected to the phone /telephone intervention and music stops directly using a mobile phone to answer can also be used hands-free directly by using the speaker key try to face the speaker speak MIC to hang up press end call key after ending the call music will automatically resume 25M distance from the Bluetooth connection is not lower than in the case without any obstacle
- ◆ “/” short press for play or pause music/ FM automatic station search/answer call; long press for power OFF or ON

Music mode

- ◆ Last track /VOL - : short press—automatically jump back on last/long press—the volume decreases
- ◆ Next track /VOL + : short press—automatically select the next song/long press—and hold the volume increases

Radio mode

- ◆ Connected by 3.5 cable, short press "**M**" to select FM mode, short press " for automatic searching FM station. After finishing searching, it will play automatically.
- ◆ Last track/VOL - : short press—automatically jump back to the previous station/long press—the volume decreases
- ◆ Next track/VOL + : short press—automatically select the next station/long press and hold the —volume increases
- ◆ " **M** " Key mode select long press for led light controlled.

Note: when using the USB data cable to a  icon facing down wary and laterally inserted
Thank you

FCC statement

This equipment has been tested and found to comply with the limits for a Class B digital device, pursuant to part 15 of the FCC Rules. These limits are designed to provide reasonable protection against harmful interference in a residential installation. This equipment generates, uses and can radiate radio frequency energy and, if not installed and used in accordance with the instructions, may cause harmful interference to radio communications. However, there is no guarantee that interference will not occur in a particular installation. If this equipment does cause harmful interference to radio or television reception, which can be determined by turning the equipment off and on, the user is encouraged to try to correct the interference by one or more of the following measures:

- Reorient or relocate the receiving antenna.
- Increase the separation between the equipment and receiver.
- Connect the equipment into an outlet on a circuit different from that to which the receiver is connected.
- Consult the dealer or an experienced radio/TV technician for help.

Caution: Any changes or modifications to this device not explicitly approved by manufacturer could void your authority to operate this equipment.

This device complies with part 15 of the FCC Rules. Operation is subject to the following two conditions:

(1) This device may not cause harmful interference, and (2) this device must accept any interference received, including interference that may cause undesired operation.

The device has been evaluated to meet general RF exposure requirement. The device can be used in portable exposure condition without restriction.

Hereby, KINGWON INTERNATIONAL ELECTRONIC CO., LIMITED declares that this Radio-Frequency peripheral is in compliance with the essential requirements and other relevant provisions of Directive 1999/5/EC.