Mode	35	
	Band Edge	
	U-NII-2C_5.47-5.725_802.11ax HE20_CH140_Partial RU52/40_5700MHz	
ANT	9	
Pol.	Horizontal	Fundamental
Peak	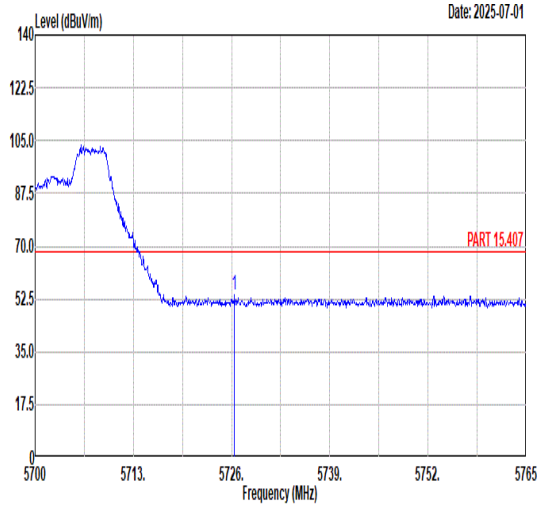 Freq Level Limit Line Margin (dB) Read Level Ant Factor Cable Loss Preamp Factor APos TPos Remark MHz dBuV/m dBuV/m dBuV dB/m dB dB cm deg 1 5726.39 53.81 68.30 -14.49 39.08 36.65 10.87 32.79 100 209 PEAK	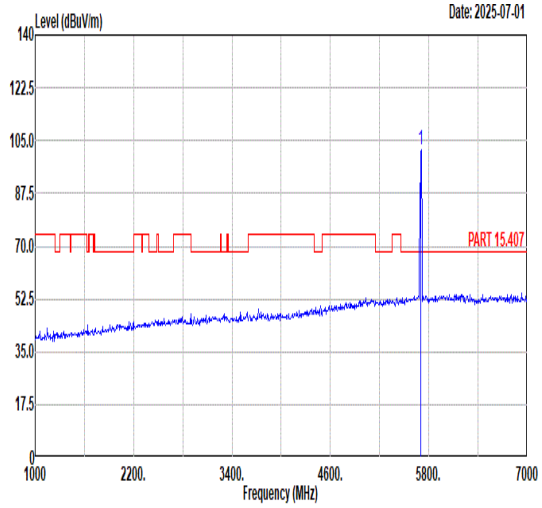 Freq Level Limit Line Margin (dB) Read Level Ant Factor Cable Loss Preamp Factor APos TPos Remark MHz dBuV/m dBuV/m dBuV dB/m dB dB cm deg 1 5700.00 101.90 ------ ------ 87.17 36.62 10.89 32.78 100 209 PEAK
Avg	Blank	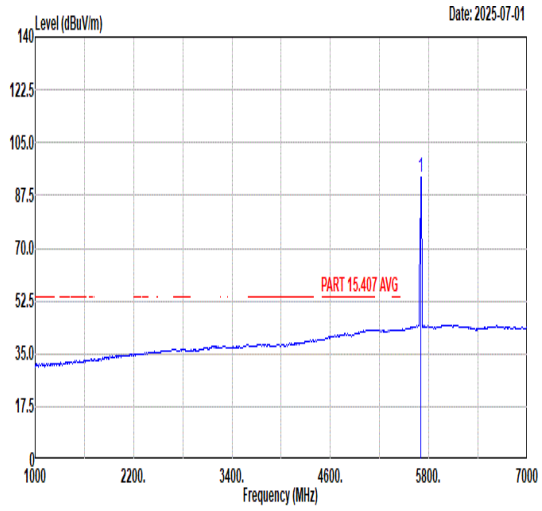 Freq Level Limit Line Margin (dB) Read Level Ant Factor Cable Loss Preamp Factor APos TPos Remark MHz dBuV/m dBuV/m dBuV dB/m dB dB cm deg 1 5700.00 93.48 ------ ------ 78.76 36.61 10.89 32.78 100 209 AVERAGE

Mode	35	
	Band Edge	
	U-NII-2C_5.47-5.725_802.11ax HE20_CH140_Partial RU52/40_5700MHz	
ANT	9	
Pol.	Vertical	Fundamental
Peak	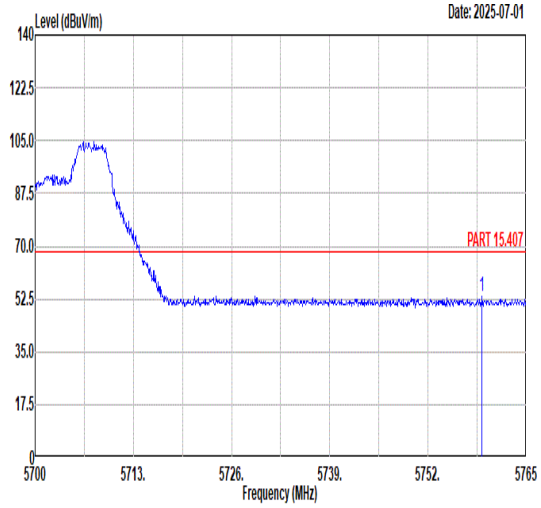 Freq Level Limit Line Margin (dB) Read Level Ant Factor Cable Loss Preamp Factor APos TPos Remark MHz dBuV/m dBuV/m dBuV dB/m dB dB cm deg 1 5759.15 53.27 68.30 -15.03 38.54 36.68 10.85 32.80 195 306 PEAK	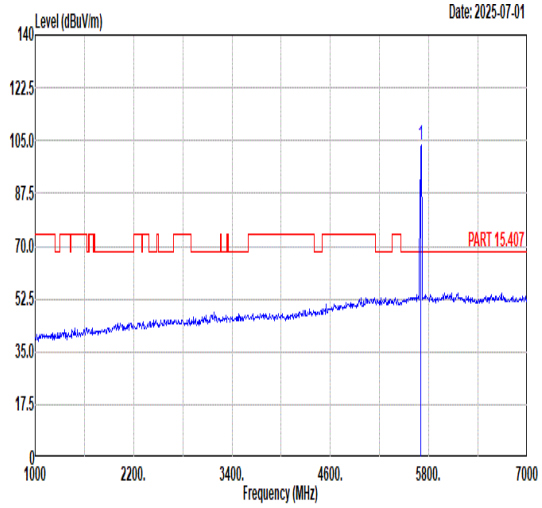 Freq Level Limit Line Margin (dB) Read Level Ant Factor Cable Loss Preamp Factor APos TPos Remark MHz dBuV/m dBuV/m dBuV dB/m dB dB cm deg 1 5700.00 103.57 ------ ------ 88.84 36.62 10.89 32.78 195 306 PEAK
Avg	Blank	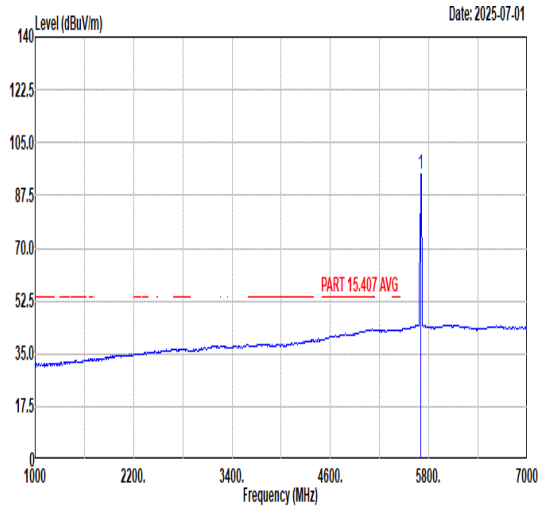 Freq Level Limit Line Margin (dB) Read Level Ant Factor Cable Loss Preamp Factor APos TPos Remark MHz dBuV/m dBuV/m dBuV dB/m dB dB cm deg 1 5700.00 94.45 ------ ------ 79.73 36.61 10.89 32.78 195 306 AVERAGE

Mode	36	
	Band Edge	
	U-NII-1_5.15-5.25_802.11ax HE20_CH36_Partial RU106/53_5180MHz	
ANT	9	
Pol.	Horizontal	Fundamental
Peak	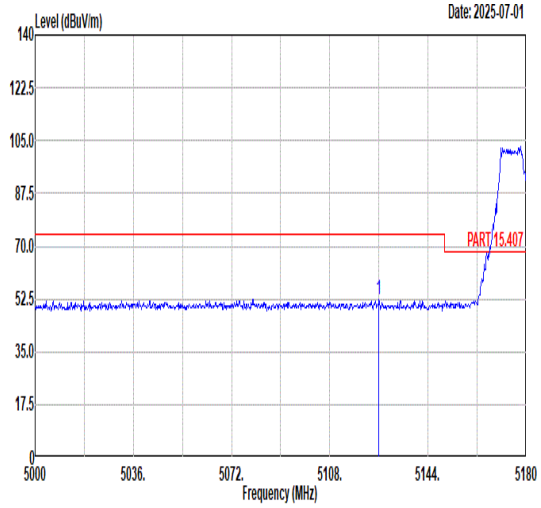 Freq Level Limit Line Margin (dB) Read Level Ant Factor Cable Loss Preamp Factor APos TPos Remark MHz dBuV/m dBuV/m dBuV dB/m dB dB cm deg 1 5126.00 52.44 74.00 -21.56 38.76 35.75 10.56 32.63 389 34 PEAK	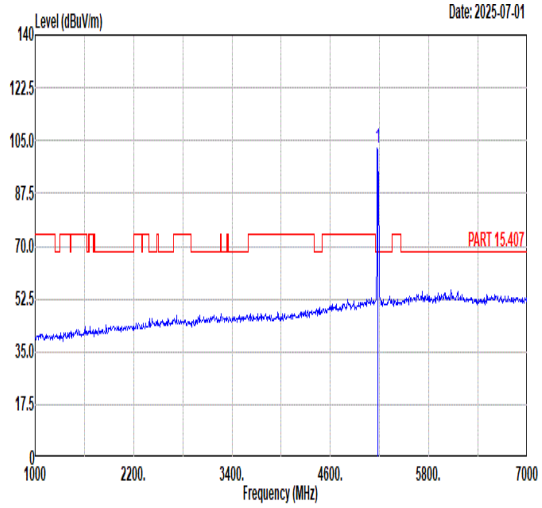 Freq Level Limit Line Margin (dB) Read Level Ant Factor Cable Loss Preamp Factor APos TPos Remark MHz dBuV/m dBuV/m dBuV dB/m dB dB cm deg 1 5180.00 102.40 ------ ------ 88.82 35.74 10.47 32.63 389 34 PEAK
Avg	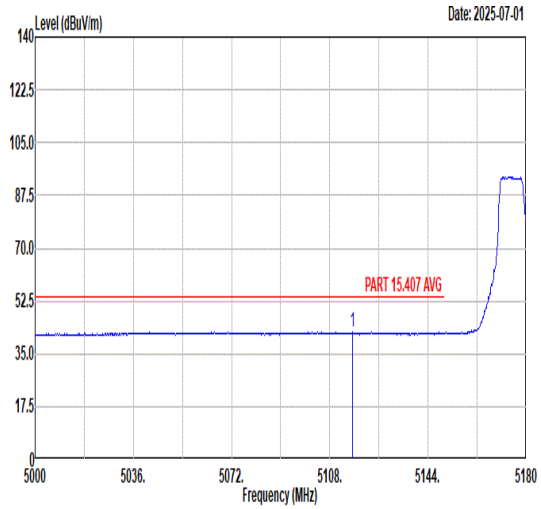 Freq Level Limit Line Margin (dB) Read Level Ant Factor Cable Loss Preamp Factor APos TPos Remark MHz dBuV/m dBuV/m dBuV dB/m dB dB cm deg 1 5116.28 42.19 54.00 -11.81 28.46 35.77 10.58 32.62 389 34 AVERAGE	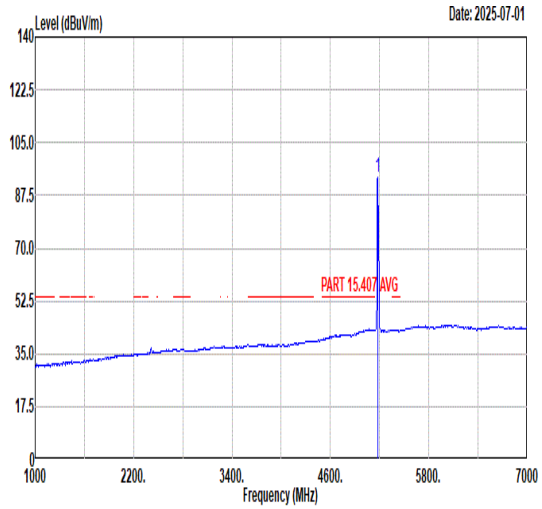 Freq Level Limit Line Margin (dB) Read Level Ant Factor Cable Loss Preamp Factor APos TPos Remark MHz dBuV/m dBuV/m dBuV dB/m dB dB cm deg 1 5180.00 93.33 ------ ------ 79.76 35.75 10.46 32.64 389 34 AVERAGE

Mode	36	
	Band Edge	
	U-NII-1_5.15-5.25_802.11ax HE20_CH36_Partial RU106/53_5180MHz	
ANT	9	
Pol.	Vertical	Fundamental
Peak	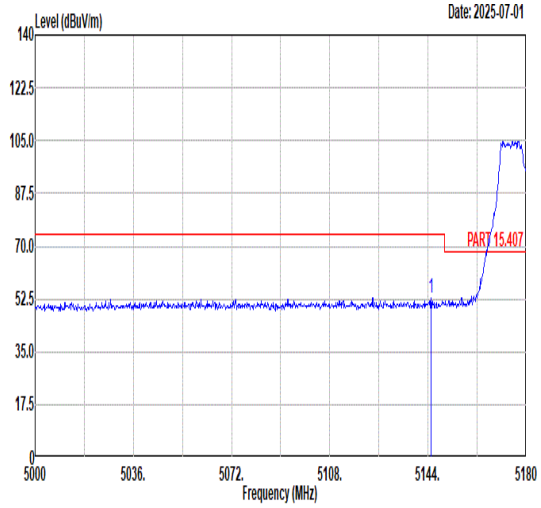 Freq Level Limit Line Margin (dB) Read Level Ant Factor Cable Loss Preamp Factor APos TPos Remark MHz dBuV/m dBuV/m dBuV dB/m dB dB cm deg 1 5145.08 52.70 74.00 -21.30 39.10 35.71 10.52 32.63 292 300 PEAK	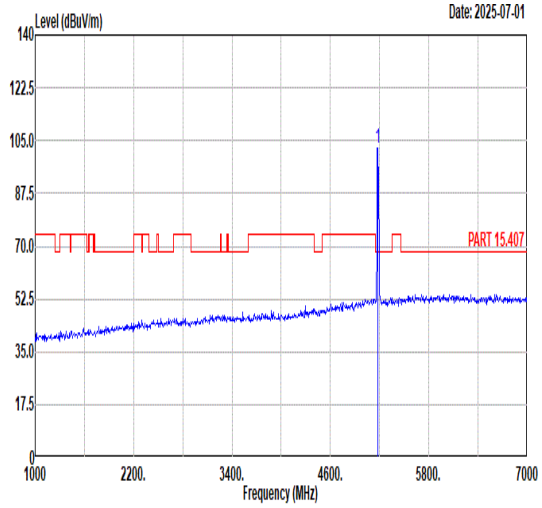 Freq Level Limit Line Margin (dB) Read Level Ant Factor Cable Loss Preamp Factor APos TPos Remark MHz dBuV/m dBuV/m dBuV dB/m dB dB cm deg 1 5180.00 102.44 ------ ------ 88.87 35.75 10.46 32.64 292 300 PEAK
Avg	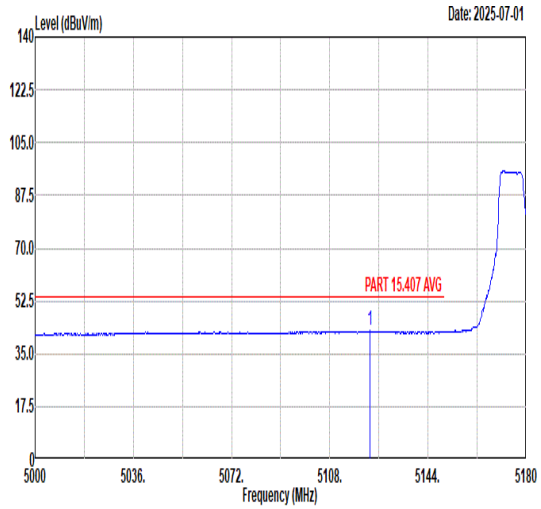 Freq Level Limit Line Margin (dB) Read Level Ant Factor Cable Loss Preamp Factor APos TPos Remark MHz dBuV/m dBuV/m dBuV dB/m dB dB cm deg 1 5122.76 42.55 54.00 -11.45 28.85 35.75 10.57 32.62 292 300 AVERAGE	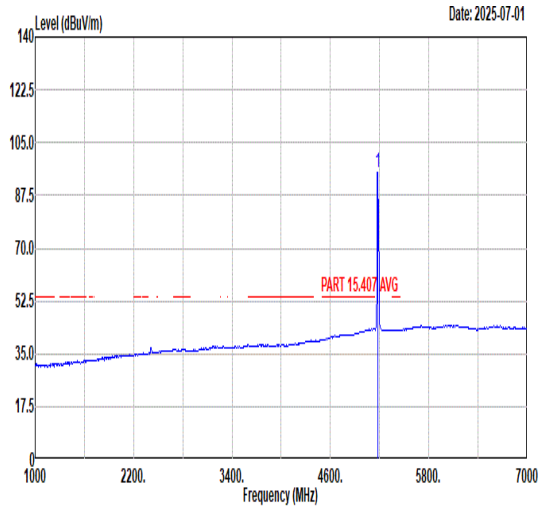 Freq Level Limit Line Margin (dB) Read Level Ant Factor Cable Loss Preamp Factor APos TPos Remark MHz dBuV/m dBuV/m dBuV dB/m dB dB cm deg 1 5180.00 95.29 ------ ------ 81.71 35.74 10.47 32.63 292 300 AVERAGE

Mode	37	
	Band Edge	
	U-NII-2A_5.25-5.35_802.11ax HE20_CH64_Partial RU106/54_5320MHz	
ANT	9	
Pol.	Horizontal	Fundamental
Peak	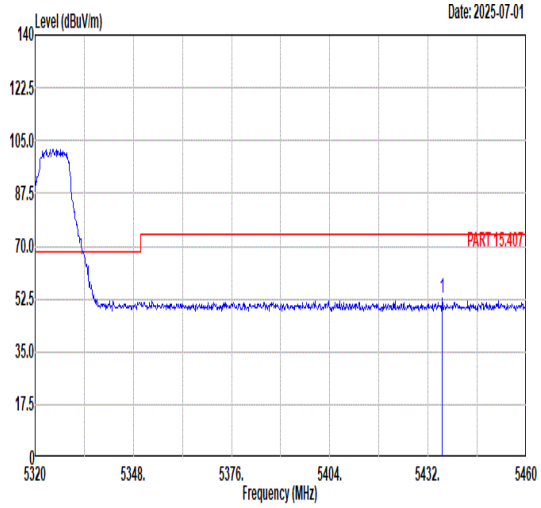 Freq Level Limit Line Margin (dB) Read Level Ant Factor Cable Loss Preamp Factor APos TPos Remark MHz dBuV/m dBuV/m dBuV dB/m dB dB cm deg 1 5436.06 52.70 74.00 -21.30 38.93 35.93 10.53 32.69 289 60 PEAK	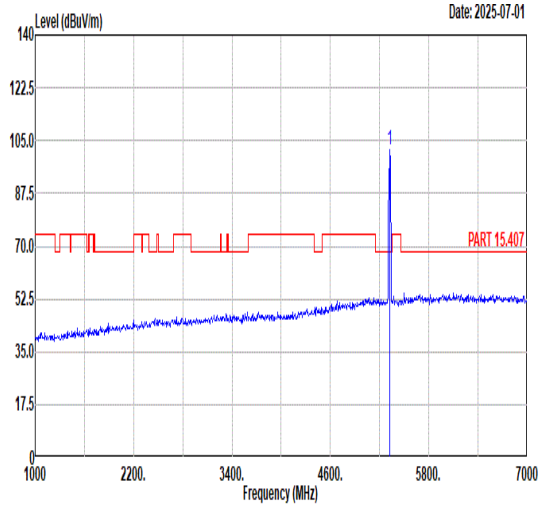 Freq Level Limit Line Margin (dB) Read Level Ant Factor Cable Loss Preamp Factor APos TPos Remark MHz dBuV/m dBuV/m dBuV dB/m dB dB cm deg 1 5320.00 101.81 ------ ------ 87.94 35.96 10.58 32.67 289 60 PEAK
Avg	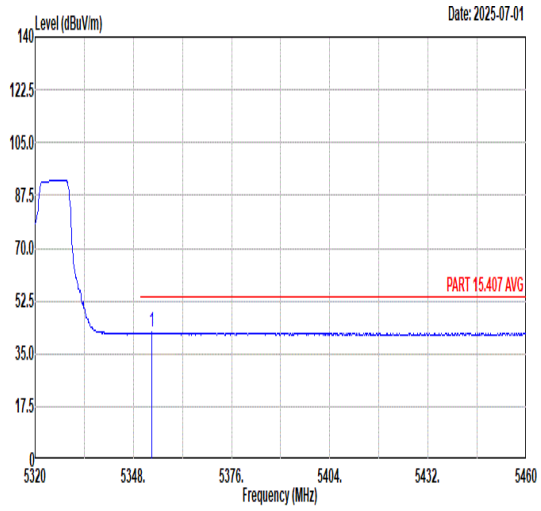 Freq Level Limit Line Margin (dB) Read Level Ant Factor Cable Loss Preamp Factor APos TPos Remark MHz dBuV/m dBuV/m dBuV dB/m dB dB cm deg 1 5353.32 42.02 54.00 -11.98 28.05 36.09 10.55 32.67 289 60 AVERAGE	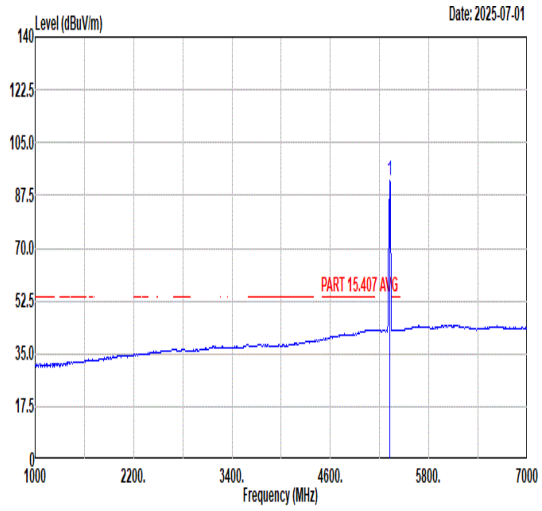 Freq Level Limit Line Margin (dB) Read Level Ant Factor Cable Loss Preamp Factor APos TPos Remark MHz dBuV/m dBuV/m dBuV dB/m dB dB cm deg 1 5320.00 92.57 ------ ------ 78.70 35.96 10.58 32.67 289 60 AVERAGE

Mode	37	
	Band Edge	
	U-NII-2A_5.25-5.35_802.11ax HE20_CH64_Partial RU106/54_5320MHz	
ANT	9	
Pol.	Vertical	Fundamental
Peak	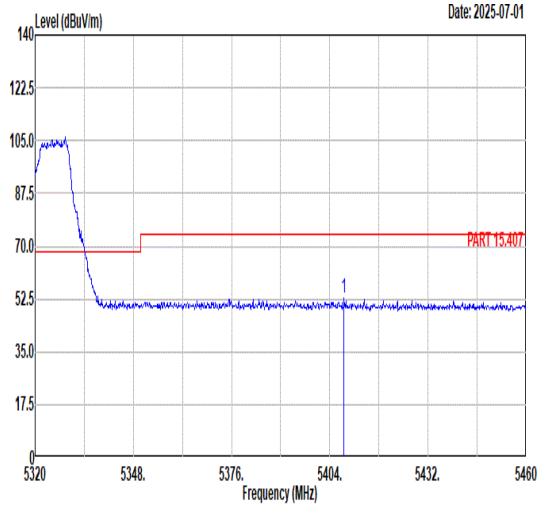 Freq Level Limit Line Margin (dB) Read Level Ant Factor Cable Loss Preamp Factor APos TPos Remark MHz dBuV/m dBuV/m dBuV dB/m dB dB cm deg 1 5408.06 52.74 74.00 -21.26 38.94 35.98 10.50 32.68 249 309 PEAK	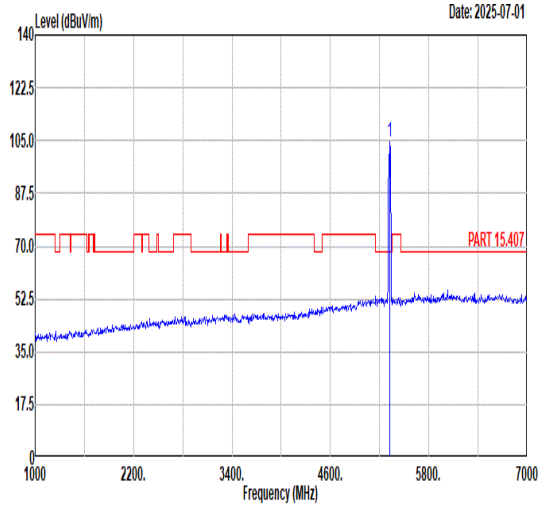 Freq Level Limit Line Margin (dB) Read Level Ant Factor Cable Loss Preamp Factor APos TPos Remark MHz dBuV/m dBuV/m dBuV dB/m dB dB cm deg 1 5320.00 104.37 ------ ------ 90.50 35.96 10.58 32.67 249 309 PEAK
Avg	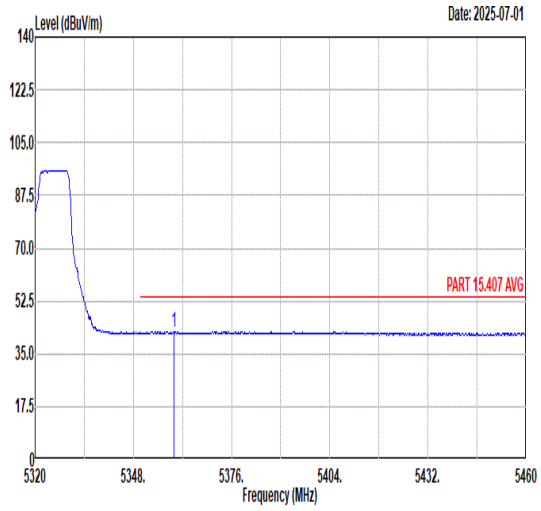 Freq Level Limit Line Margin (dB) Read Level Ant Factor Cable Loss Preamp Factor APos TPos Remark MHz dBuV/m dBuV/m dBuV dB/m dB dB cm deg 1 5359.48 42.29 54.00 -11.71 28.34 36.08 10.54 32.67 249 309 AVERAGE	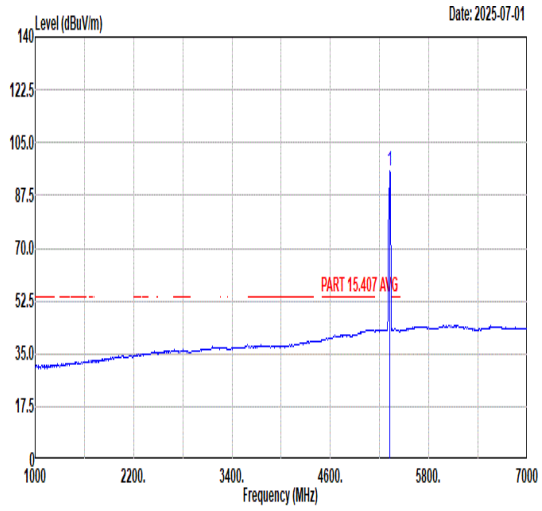 Freq Level Limit Line Margin (dB) Read Level Ant Factor Cable Loss Preamp Factor APos TPos Remark MHz dBuV/m dBuV/m dBuV dB/m dB dB cm deg 1 5320.00 95.44 ------ ------ 81.57 35.96 10.58 32.67 249 309 AVERAGE

Mode	38	
	Band Edge	
	U-NII-2C_5.47-5.725_802.11ax HE20_CH100_Partial RU106/53_5500MHz	
ANT	9	
Pol.	Horizontal	Fundamental
Peak	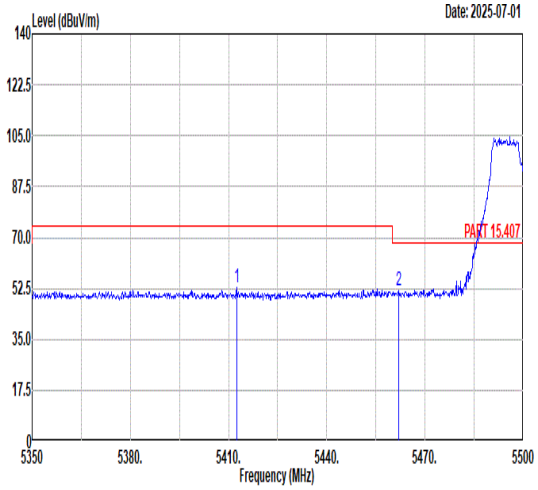 Freq Level Limit Line Margin (dB) Read Level Ant Factor Cable Loss Preamp Factor APos TPos Remark 1 5412.55 MHz 53.08 dBuV/m 74.00 -20.92 39.28 dBuV 35.97 dB/m 10.51 dB 32.68 dB 140 cm 218 deg PEAK 2 5462.05 51.92 68.30 -16.38 38.11 35.95 10.55 32.69 140 218 PEAK	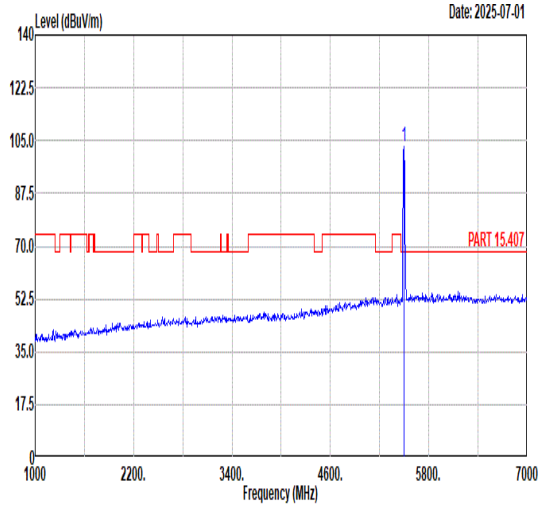 Freq Level Limit Line Margin (dB) Read Level Ant Factor Cable Loss Preamp Factor APos TPos Remark 1 5500.00 MHz 102.96 dBuV/m ------ ------ dBuV 89.01 dB/m 36.08 dB 10.57 dB 32.70 cm 140 deg 218 PEAK
Avg	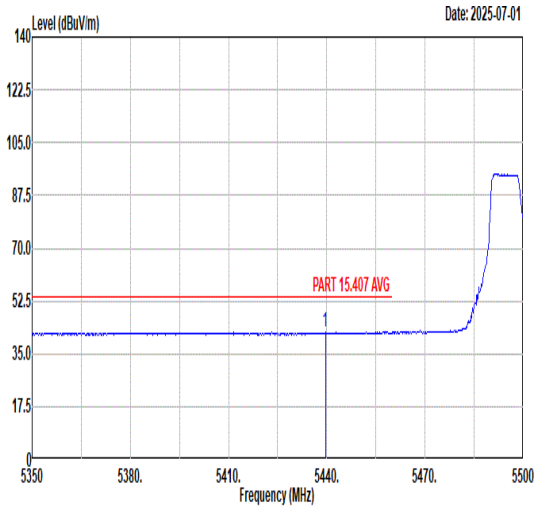 Freq Level Limit Line Margin (dB) Read Level Ant Factor Cable Loss Preamp Factor APos TPos Remark 1 5439.55 MHz 42.23 dBuV/m 54.00 -11.77 28.47 dBuV 35.92 dB/m 10.53 dB 32.69 dB 140 cm 218 deg AVERAGE	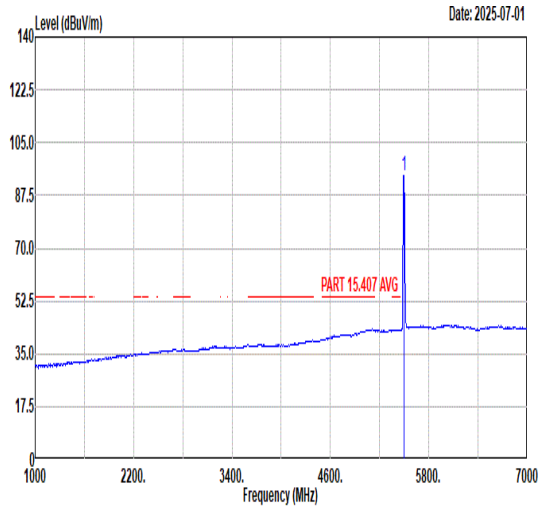 Freq Level Limit Line Margin (dB) Read Level Ant Factor Cable Loss Preamp Factor APos TPos Remark 1 5500.00 MHz 94.29 dBuV/m ------ ------ dBuV 80.34 dB/m 36.08 dB 10.57 dB 32.70 cm 140 deg 218 AVERAGE

Mode	38
	Band Edge
	U-NII-2C_5.47-5.725_802.11ax HE20_CH100_Partial RU106/53_5500MHz
ANT	9

Pol.	Vertical	Fundamental
Peak	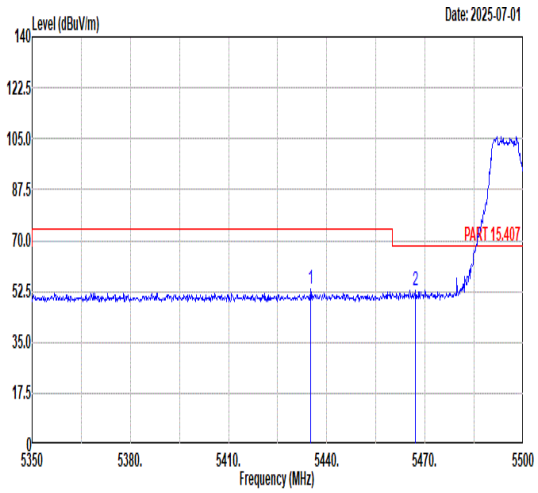 Freq Level Limit Line Margin (dB) Read Level Ant Factor Cable Loss Preamp Factor APos TPos Remark 1 5435.05 53.25 74.00 -20.75 39.48 35.93 10.53 32.69 188 292 PEAK 2 5467.15 52.86 68.30 -15.44 39.03 35.97 10.55 32.69 188 292 PEAK	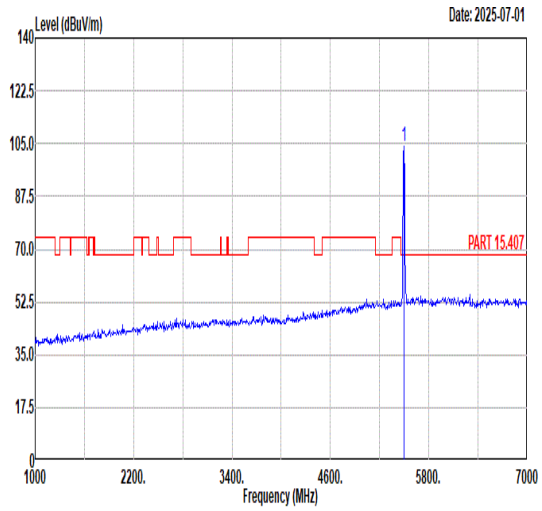 Freq Level Limit Line Margin (dB) Read Level Ant Factor Cable Loss Preamp Factor APos TPos Remark 1 5500.00 103.99 ------ ------ 90.04 36.08 10.57 32.70 188 292 PEAK
Avg	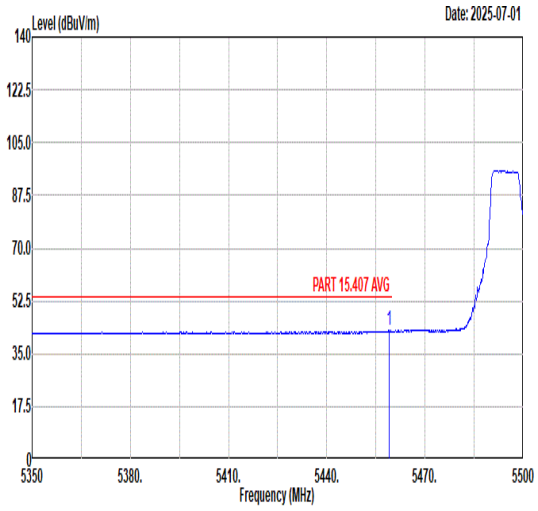 Freq Level Limit Line Margin (dB) Read Level Ant Factor Cable Loss Preamp Factor APos TPos Remark 1 5459.05 42.62 54.00 -11.38 28.83 35.94 10.54 32.69 188 292 AVERAGE	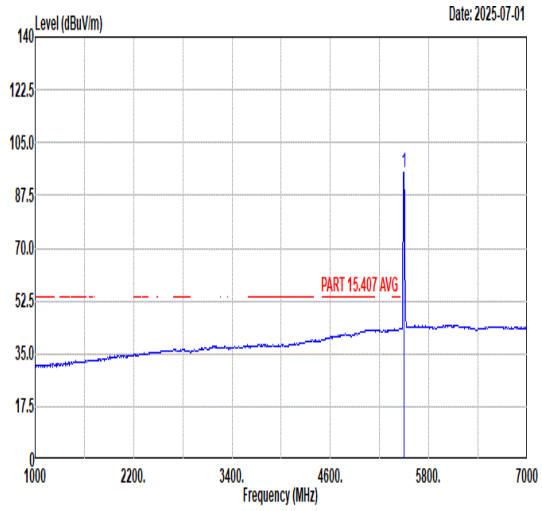 Freq Level Limit Line Margin (dB) Read Level Ant Factor Cable Loss Preamp Factor APos TPos Remark 1 5500.00 95.28 ------ ------ 81.33 36.08 10.57 32.70 188 292 AVERAGE

Mode	39	
	Band Edge	
	U-NII-2C_5.47-5.725_802.11ax HE20_CH140_Partial RU106/54_5700MHz	
ANT	9	
Pol.	Horizontal	Fundamental
Peak	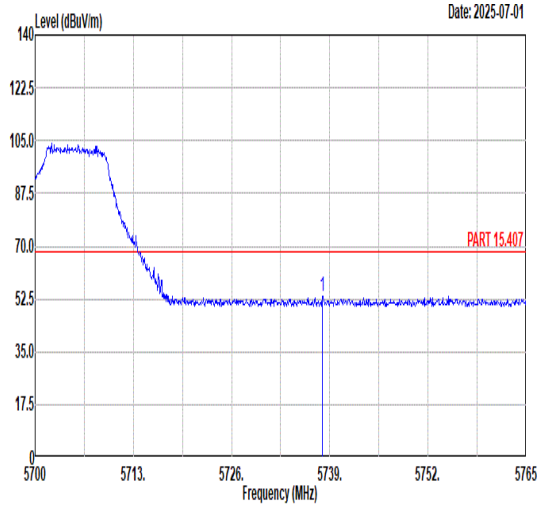 Freq Level Limit Line Margin (dB) Read Level Ant Factor Cable Loss Preamp Factor APos TPos Remark MHz dBuV/m dBuV/m dBuV dB/m dB dB cm deg 1 5738.03 53.19 68.30 -15.11 38.45 36.68 10.86 32.80 112 211 PEAK	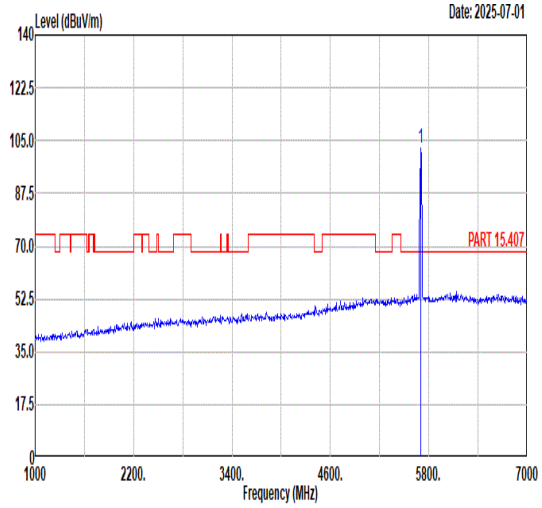 Freq Level Limit Line Margin (dB) Read Level Ant Factor Cable Loss Preamp Factor APos TPos Remark MHz dBuV/m dBuV/m dBuV dB/m dB dB cm deg 1 5700.00 102.56 ------ ------ 87.84 36.61 10.89 32.78 112 211 PEAK
Avg	Blank	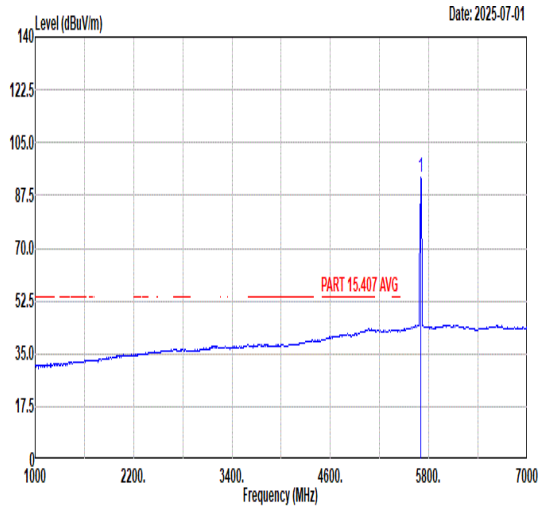 Freq Level Limit Line Margin (dB) Read Level Ant Factor Cable Loss Preamp Factor APos TPos Remark MHz dBuV/m dBuV/m dBuV dB/m dB dB cm deg 1 5700.00 93.45 ------ ------ 78.73 36.61 10.89 32.78 112 211 AVERAGE

Mode	39	
	Band Edge	
	U-NII-2C_5.47-5.725_802.11ax HE20_CH140_Partial RU106/54_5700MHz	
ANT	9	
Pol.	Vertical	Fundamental
Peak	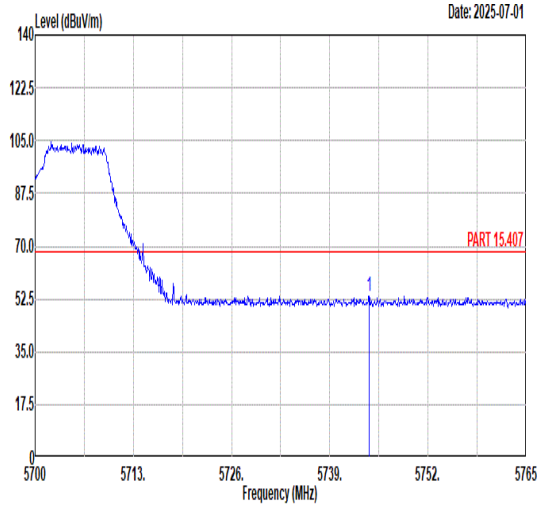 Freq Level Limit Line Margin (dB) Read Level Ant Factor Cable Loss Preamp Factor APos TPos Remark MHz dBuV/m dBuV/m dBuV dB/m dB dB cm deg 1 5744.20 53.46 68.30 -14.84 38.71 36.69 10.86 32.80 263 298 PEAK	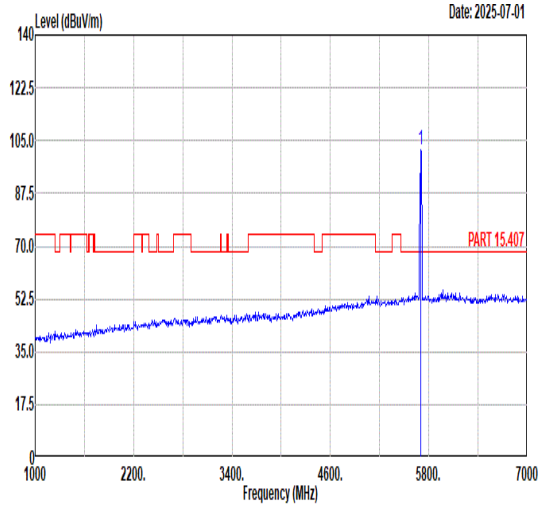 Freq Level Limit Line Margin (dB) Read Level Ant Factor Cable Loss Preamp Factor APos TPos Remark MHz dBuV/m dBuV/m dBuV dB/m dB dB cm deg 1 5700.00 102.01 ------ ------ 87.29 36.61 10.89 32.78 263 298 PEAK
Avg	Blank	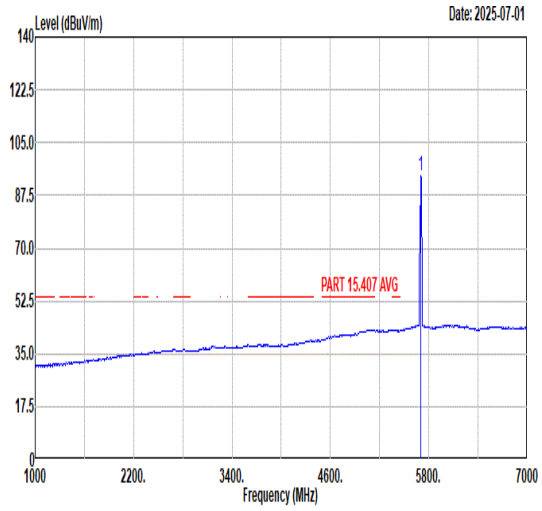 Freq Level Limit Line Margin (dB) Read Level Ant Factor Cable Loss Preamp Factor APos TPos Remark MHz dBuV/m dBuV/m dBuV dB/m dB dB cm deg 1 5700.00 93.80 ------ ------ 79.08 36.61 10.89 32.78 263 298 AVERAGE

Mode	40	
	Band Edge - L	
	U-NII-1_5.15-5.25_802.11n HT40_CH38_Full_5190MHz	
ANT	9	
Pol.	Horizontal	Fundamental
Peak	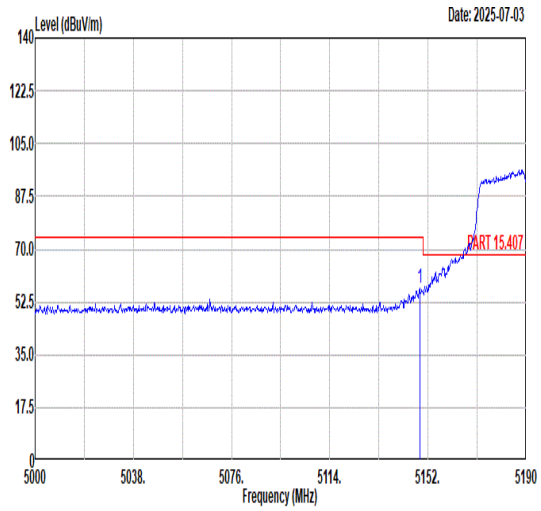 Freq Level Limit Line Margin (dB) Read Level Ant Factor Cable Loss Preamp Factor APos TPos Remark MHz dBuV/m dBuV/m dBuV dB/m dB dB cm deg 1 5148.77 56.93 74.00 -17.07 43.35 35.70 10.51 32.63 389 21 PEAK	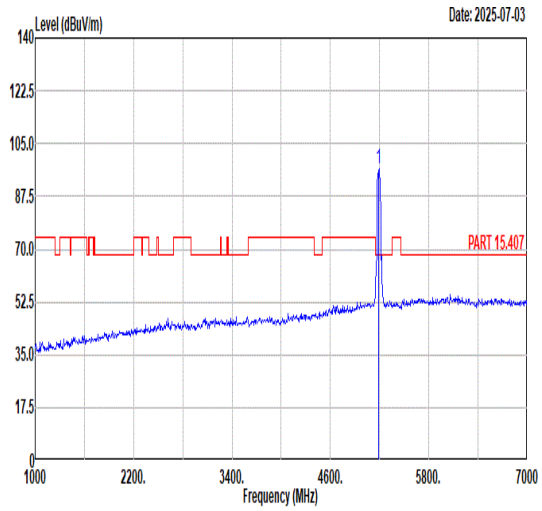 Freq Level Limit Line Margin (dB) Read Level Ant Factor Cable Loss Preamp Factor APos TPos Remark MHz dBuV/m dBuV/m dBuV dB/m dB dB cm deg 1 5190.00 96.54 ------ ------ 82.97 35.79 10.42 32.64 389 21 PEAK
Avg	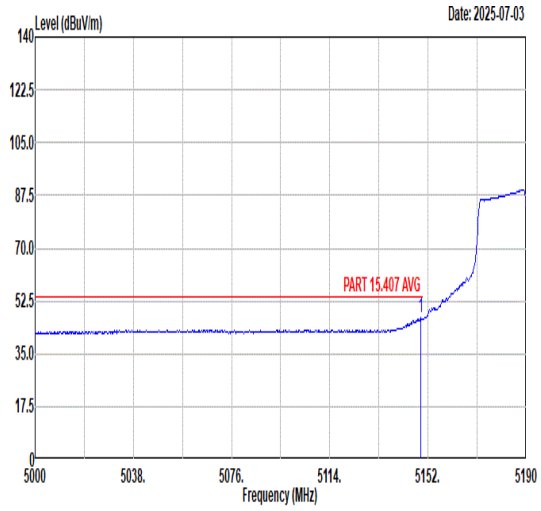 Freq Level Limit Line Margin (dB) Read Level Ant Factor Cable Loss Preamp Factor APos TPos Remark MHz dBuV/m dBuV/m dBuV dB/m dB dB cm deg 1 5149.15 46.81 54.00 -7.19 33.23 35.70 10.51 32.63 389 21 AVERAGE	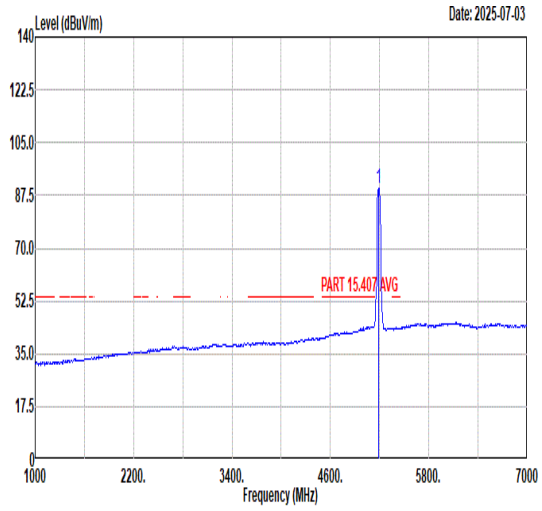 Freq Level Limit Line Margin (dB) Read Level Ant Factor Cable Loss Preamp Factor APos TPos Remark MHz dBuV/m dBuV/m dBuV dB/m dB dB cm deg 1 5190.00 89.82 ------ ------ 76.25 35.79 10.42 32.64 389 21 AVERAGE

Mode	40	
	Band Edge - R	
	U-NII-1_5.15-5.25_802.11n HT40_CH38_Full_5190MHz	
ANT	9	
Pol.	Horizontal	Fundamental
Peak	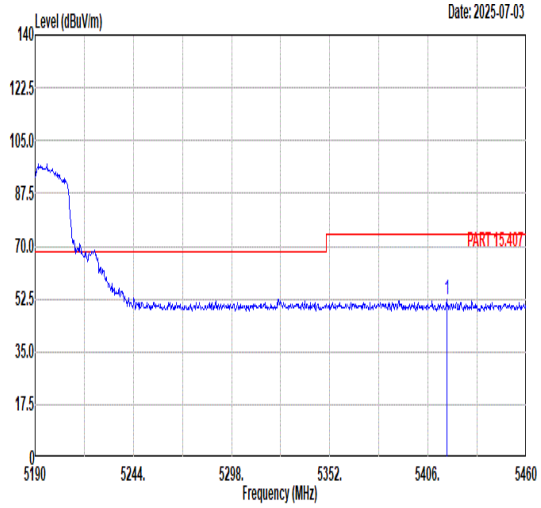 Freq Level Limit Line Margin (dB) Read Level Ant Factor Cable Loss Preamp Factor APos TPos Remark MHz dBuV/m dBuV/m dBuV dB/m dB dB cm deg 1 5416.26 52.14 74.00 -21.86 38.34 35.97 10.51 32.68 389 21 PEAK	Blank
Avg	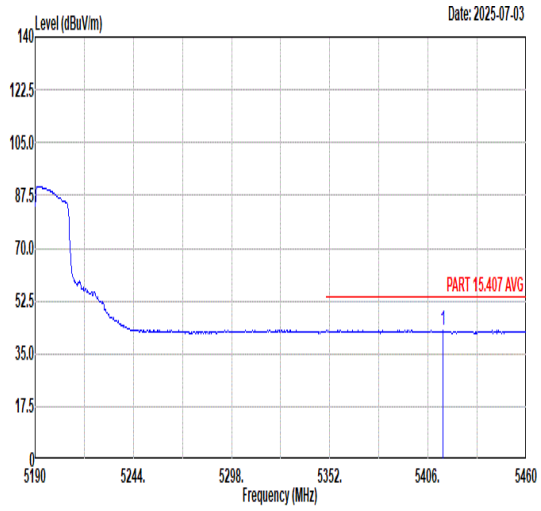 Freq Level Limit Line Margin (dB) Read Level Ant Factor Cable Loss Preamp Factor APos TPos Remark MHz dBuV/m dBuV/m dBuV dB/m dB dB cm deg 1 5414.10 43.04 54.00 -10.96 29.24 35.97 10.51 32.68 389 21 AVERAGE	Blank

Mode	40	
	Band Edge - L	
	U-NII-1_5.15-5.25_802.11n HT40_CH38_Full_5190MHz	
ANT	9	
Pol.	Vertical	Fundamental
Peak	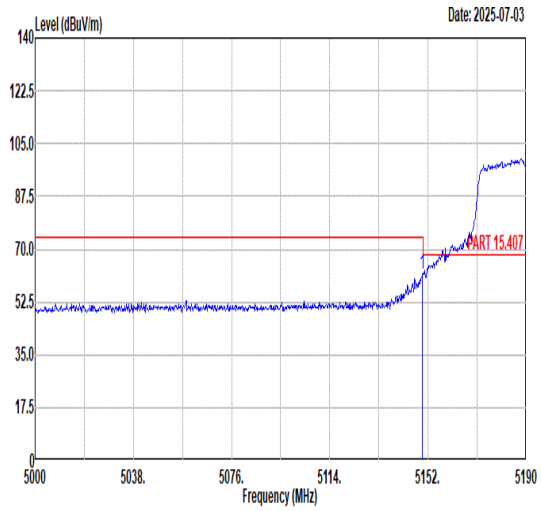 Freq Level Limit Line Margin (dB) Read Level Ant Factor Cable Loss Preamp Factor APos TPos Remark MHz dBuV/m dBuV/m dBuV dB/m dB dB cm deg 1 5149.91 61.62 74.00 -12.38 48.04 35.70 10.51 32.63 296 299 PEAK	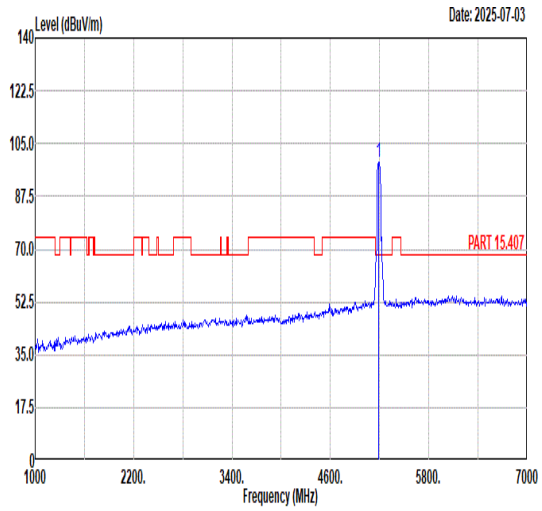 Freq Level Limit Line Margin (dB) Read Level Ant Factor Cable Loss Preamp Factor APos TPos Remark MHz dBuV/m dBuV/m dBuV dB/m dB dB cm deg 1 5190.00 98.95 ------ ------ 85.38 35.79 10.42 32.64 296 299 PEAK
Avg	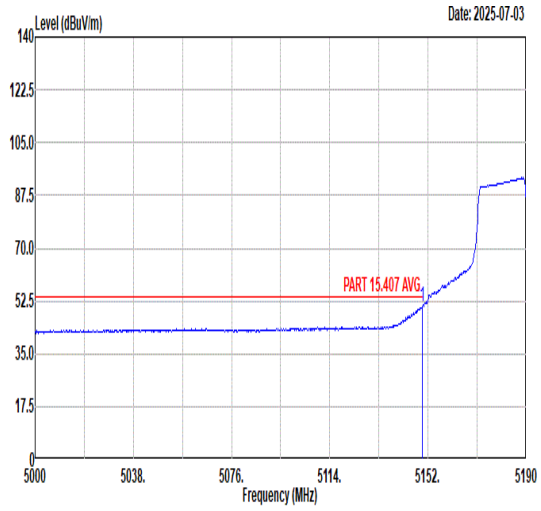 Freq Level Limit Line Margin (dB) Read Level Ant Factor Cable Loss Preamp Factor APos TPos Remark MHz dBuV/m dBuV/m dBuV dB/m dB dB cm deg 1 5149.91 50.65 54.00 -3.35 37.07 35.70 10.51 32.63 296 299 AVERAGE	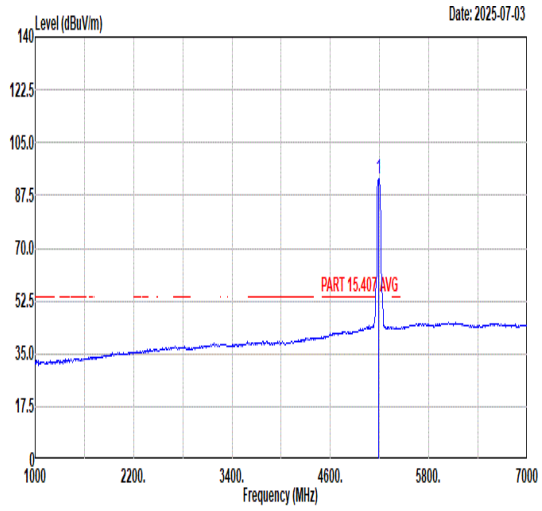 Freq Level Limit Line Margin (dB) Read Level Ant Factor Cable Loss Preamp Factor APos TPos Remark MHz dBuV/m dBuV/m dBuV dB/m dB dB cm deg 1 5190.00 92.75 ------ ------ 79.18 35.79 10.42 32.64 296 299 AVERAGE

Mode	40	
	Band Edge - R	
	U-NII-1_5.15-5.25_802.11n HT40_CH38_Full_5190MHz	
ANT	9	
Pol.	Vertical	Fundamental
Peak	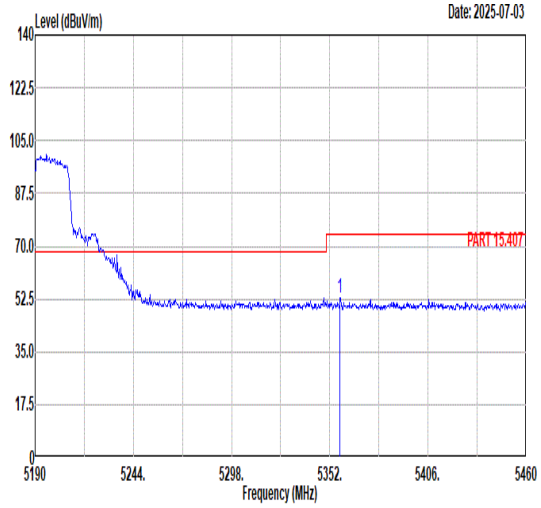 Freq Level Limit Line Margin (dB) Read Level Ant Factor Cable Loss Preamp Factor APos TPos Remark MHz dBuV/m dBuV/m dBuV dB/m dB dB cm deg 1 5357.67 52.61 74.00 -21.39 38.66 36.08 10.54 32.67 296 299 PEAK	Blank
Avg	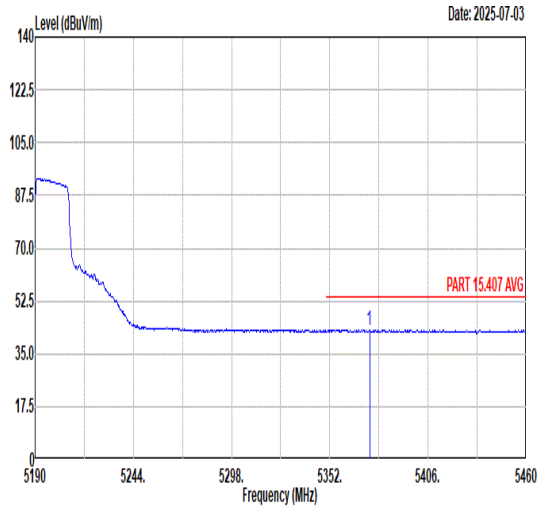 Freq Level Limit Line Margin (dB) Read Level Ant Factor Cable Loss Preamp Factor APos TPos Remark MHz dBuV/m dBuV/m dBuV dB/m dB dB cm deg 1 5373.87 42.97 54.00 -11.03 29.06 36.05 10.53 32.67 296 299 AVERAGE	Blank

Mode	40	
	Harmonic	
	U-NII-1_5.15-5.25_802.11n HT40_CH38_Full_5190MHz	
ANT	9	
Pol.	Horizontal	Vertical
Peak Avg	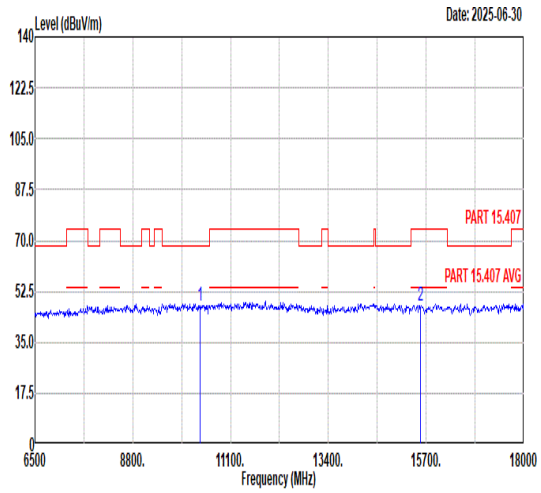 Freq Level Limit Line Margin Read Level Ant Factor Cable Loss Preamp Factor APos TPos Remark MHz dBuV/m dBuV/m dB dBuV dB/m dB dB cm deg 1 10380.00 47.40 68.30 -20.90 46.13 38.10 14.59 51.42 --- --- Peak 2 15570.00 47.56 74.00 -26.44 42.04 40.60 17.17 52.25 --- --- Peak	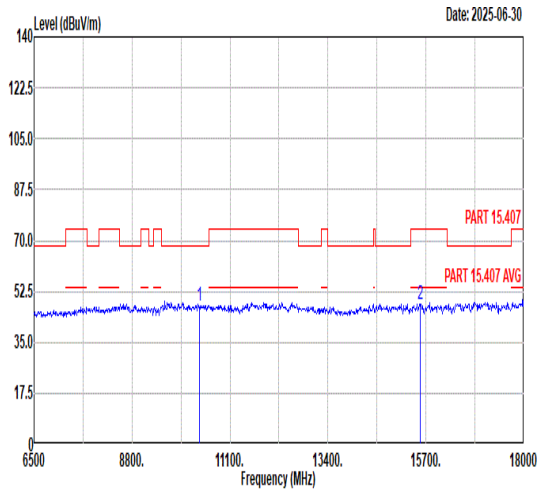 Freq Level Limit Line Margin Read Level Ant Factor Cable Loss Preamp Factor APos TPos Remark MHz dBuV/m dBuV/m dB dBuV dB/m dB dB cm deg 1 10380.00 47.51 68.30 -20.79 46.24 38.10 14.59 51.42 --- --- Peak 2 15570.00 47.92 74.00 -26.08 42.40 40.60 17.17 52.25 --- --- Peak

Mode	41	
	Harmonic	
	U-NII-1_5.15-5.25_802.11n HT40_CH46_Full_5230MHz	
ANT	9	
Pol.	Horizontal	Vertical
Peak Avg	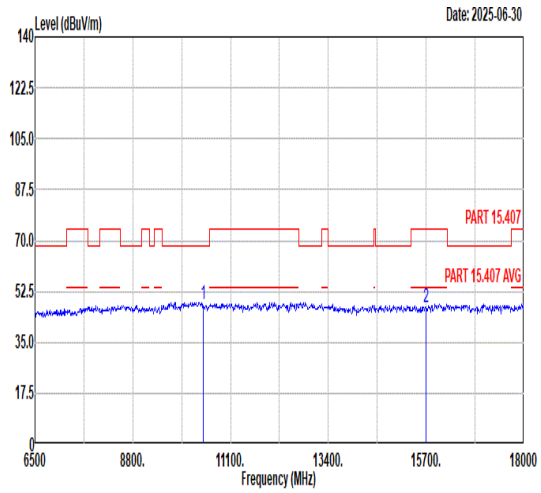 Freq Level Limit Line Margin Read Level Ant Factor Cable Loss Preamp Factor APos TPos Remark MHz dBuV/m dBuV/m dB dBuV dB/m dB dB cm deg 1 10460.00 48.04 68.30 -20.26 46.70 38.16 14.59 51.41 --- --- Peak 2 15690.00 47.06 74.00 -26.94 41.79 40.60 17.19 52.52 --- --- Peak	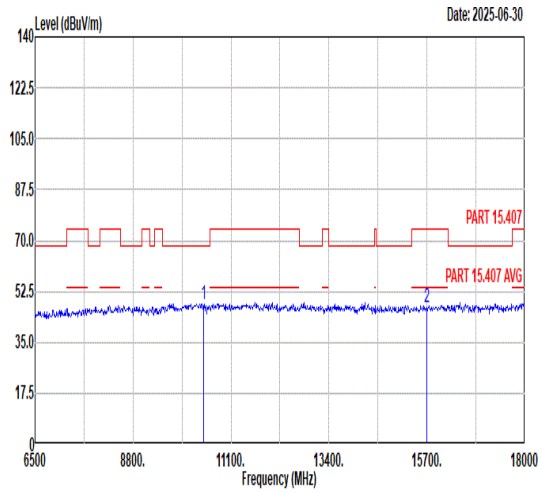 Freq Level Limit Line Margin Read Level Ant Factor Cable Loss Preamp Factor APos TPos Remark MHz dBuV/m dBuV/m dB dBuV dB/m dB dB cm deg 1 10460.00 47.85 68.30 -20.45 46.51 38.16 14.59 51.41 --- --- Peak 2 15690.00 46.96 74.00 -27.04 41.69 40.60 17.19 52.52 --- --- Peak

Mode	42	
	Harmonic	
	U-NII-2A_5.25-5.35_802.11n HT40_CH54_Full_5270MHz	
ANT	9	
Pol.	Horizontal	Vertical
Peak Avg	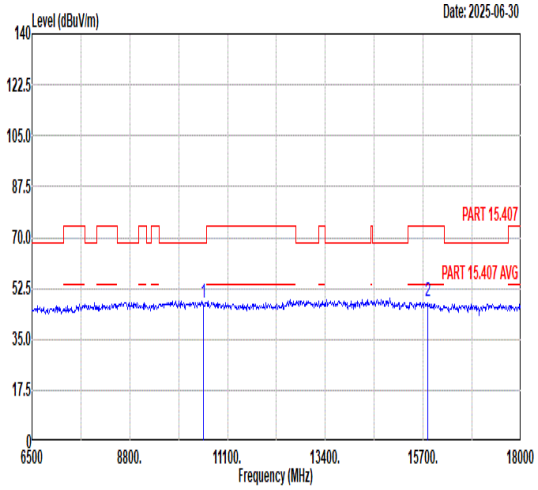 Freq Level Limit Line Margin Read Level Ant Factor Cable Loss Preamp Factor APos TPos Remark MHz dBuV/m dBuV/m dB dBuV dB/m dB dB cm deg 1 10540.00 47.67 68.30 -20.63 46.23 38.20 14.60 51.36 --- --- Peak 2 15810.00 48.07 74.00 -25.93 42.92 40.72 17.21 52.78 --- --- Peak	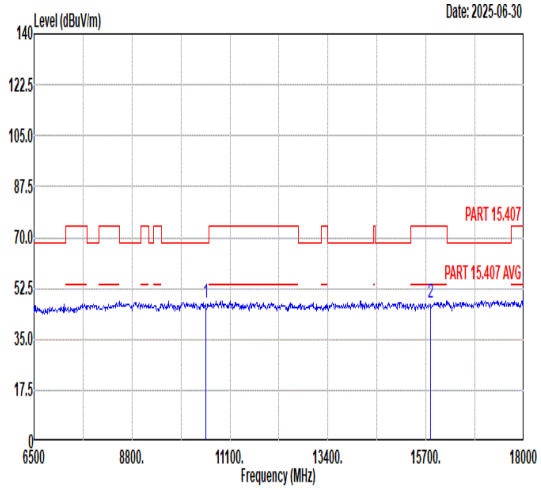 Freq Level Limit Line Margin Read Level Ant Factor Cable Loss Preamp Factor APos TPos Remark MHz dBuV/m dBuV/m dB dBuV dB/m dB dB cm deg 1 10540.00 47.59 68.30 -20.71 46.15 38.20 14.60 51.36 --- --- Peak 2 15810.00 47.30 74.00 -26.70 42.15 40.72 17.21 52.78 --- --- Peak

Mode	43	
	Band Edge - L	
	U-NII-2A_5.25-5.35_802.11n HT40_CH62_Full_5310MHz	
ANT	9	
Pol.	Horizontal	Fundamental
Peak	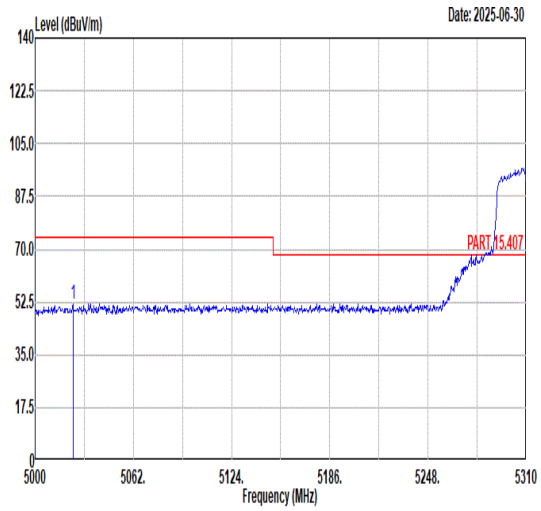 Freq Level Limit Line Margin (dB) Read Level Ant Factor Cable Loss Preamp Factor APos TPos Remark 1 5023.87 51.91 74.00 -22.09 38.28 35.80 10.43 32.60 269 175 PEAK	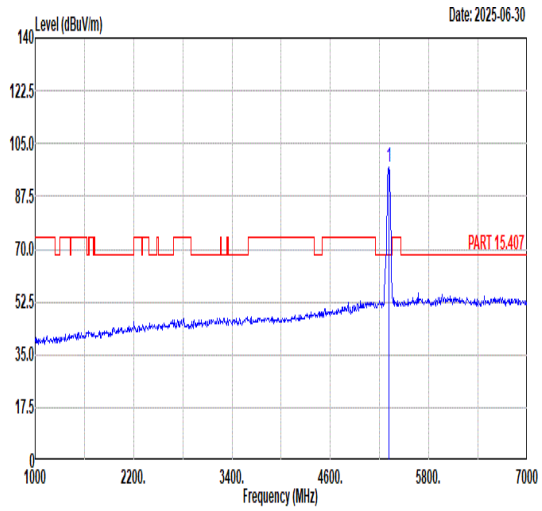 Freq Level Limit Line Margin (dB) Read Level Ant Factor Cable Loss Preamp Factor APos TPos Remark 1 5310.00 97.42 ------ ------ 83.61 35.88 10.59 32.66 269 175 PEAK
Avg	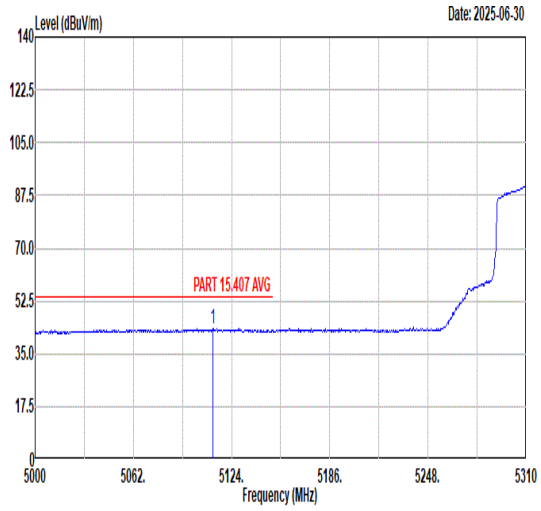 Freq Level Limit Line Margin (dB) Read Level Ant Factor Cable Loss Preamp Factor APos TPos Remark 1 5112.22 43.18 54.00 -10.82 29.43 35.78 10.59 32.62 269 175 AVERAGE	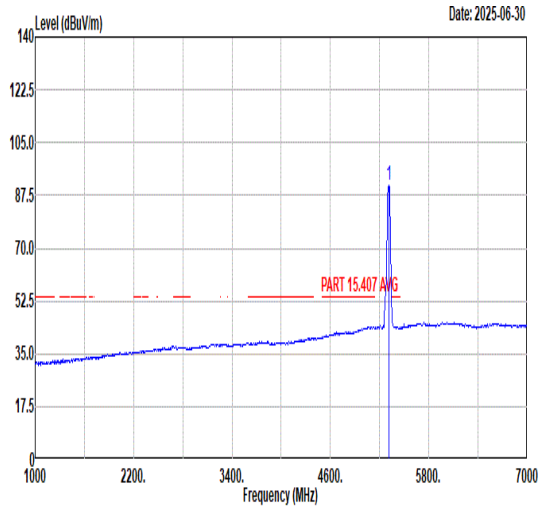 Freq Level Limit Line Margin (dB) Read Level Ant Factor Cable Loss Preamp Factor APos TPos Remark 1 5310.00 90.91 ------ ------ 77.10 35.88 10.59 32.66 269 175 AVERAGE

Mode	43	
	Band Edge - R	
	U-NII-2A_5.25-5.35_802.11n HT40_CH62_Full_5310MHz	
ANT	9	
Pol.	Horizontal	Fundamental
Peak	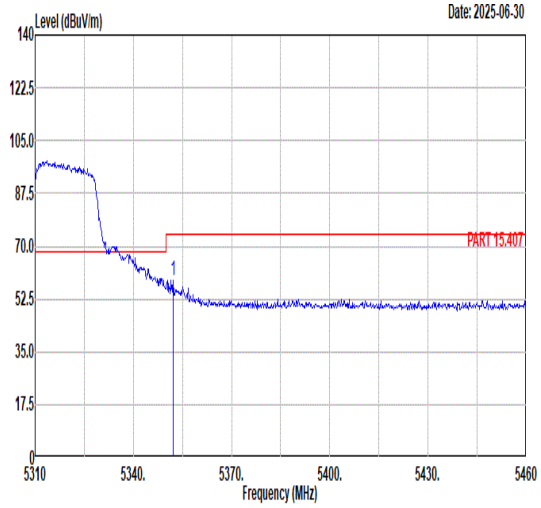 Freq Level Limit Line Margin (dB) Read Level Ant Factor Cable Loss Preamp Factor APos TPos Remark MHz dBuV/m dBuV/m dBuV dB/m dB dB cm deg 1 5352.15 58.84 74.00 -15.16 44.86 36.10 10.55 32.67 269 175 PEAK	Blank
Avg	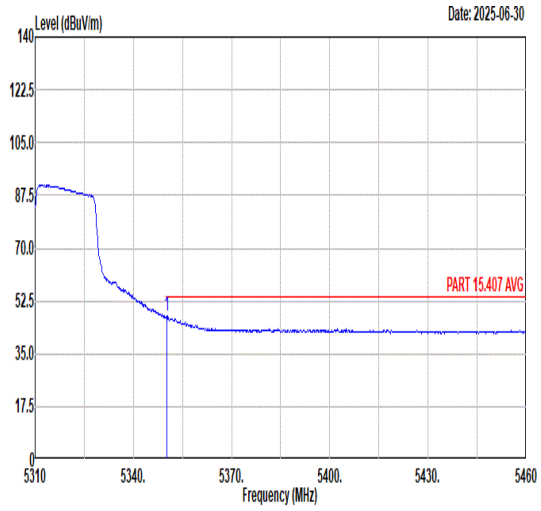 Freq Level Limit Line Margin (dB) Read Level Ant Factor Cable Loss Preamp Factor APos TPos Remark MHz dBuV/m dBuV/m dBuV dB/m dB dB cm deg 1 5350.20 47.74 54.00 -6.26 33.76 36.10 10.55 32.67 269 175 AVERAGE	Blank

Mode	43	
	Band Edge - L	
	U-NII-2A_5.25-5.35_802.11n HT40_CH62_Full_5310MHz	
ANT	9	
Pol.	Vertical	Fundamental
Peak	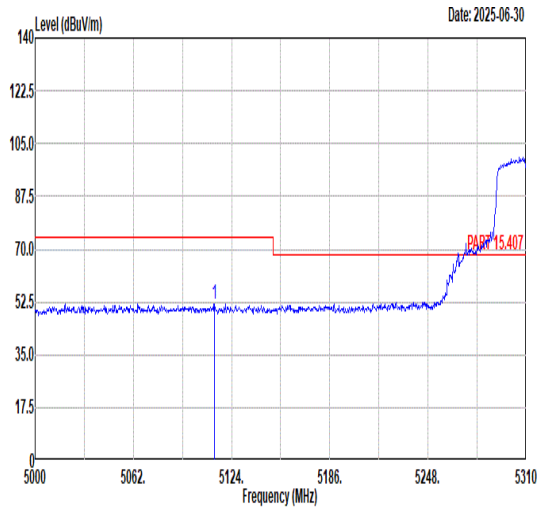 Freq Level Limit Line Margin (dB) Read Level Ant Factor Cable Loss Preamp Factor APos TPos Remark MHz dBuV/m dBuV/m dBuV dB/m dB dB cm deg 1 5113.15 51.99 74.00 -22.01 38.25 35.77 10.59 32.62 256 277 PEAK	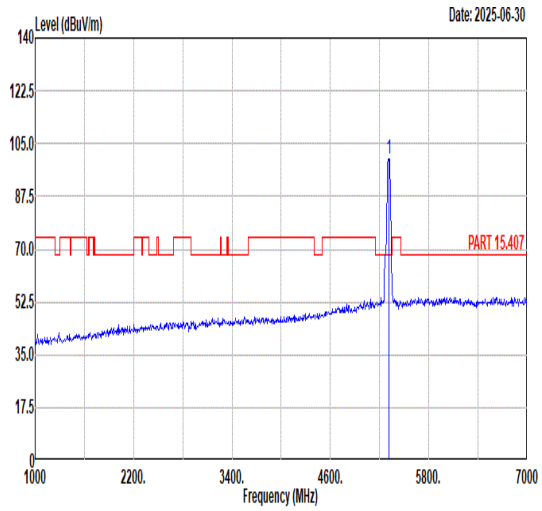 Freq Level Limit Line Margin (dB) Read Level Ant Factor Cable Loss Preamp Factor APos TPos Remark MHz dBuV/m dBuV/m dBuV dB/m dB dB cm deg 1 5310.00 99.99 ------ ------ 86.21 35.85 10.59 32.66 256 277 PEAK
Avg	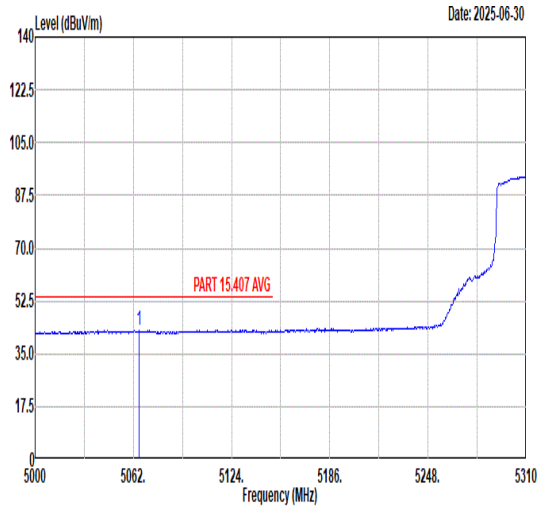 Freq Level Limit Line Margin (dB) Read Level Ant Factor Cable Loss Preamp Factor APos TPos Remark MHz dBuV/m dBuV/m dBuV dB/m dB dB cm deg 1 5065.72 42.96 54.00 -11.04 29.23 35.80 10.54 32.61 256 277 AVERAGE	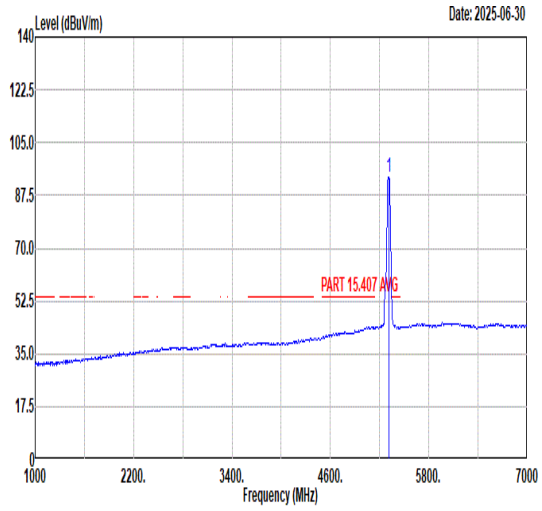 Freq Level Limit Line Margin (dB) Read Level Ant Factor Cable Loss Preamp Factor APos TPos Remark MHz dBuV/m dBuV/m dBuV dB/m dB dB cm deg 1 5310.00 93.46 ------ ------ 79.68 35.85 10.59 32.66 256 277 AVERAGE

Mode	43	
	Band Edge - R	
	U-NII-2A_5.25-5.35_802.11n HT40_CH62_Full_5310MHz	
ANT	9	
Pol.	Vertical	Fundamental
Peak	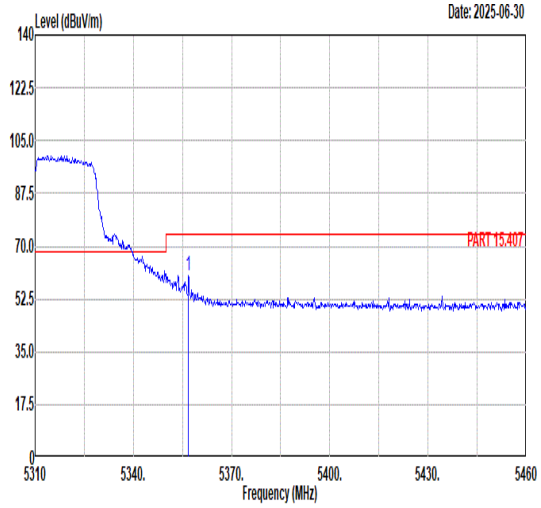 Freq Level Limit Line Margin (dB) Read Level Ant Factor Cable Loss Preamp Factor APos TPos Remark MHz dBuV/m dBuV/m dBuV dB/m dB dB cm deg 1 5356.80 60.16 74.00 -13.84 46.19 36.09 10.55 32.67 256 277 PEAK	Blank
Avg	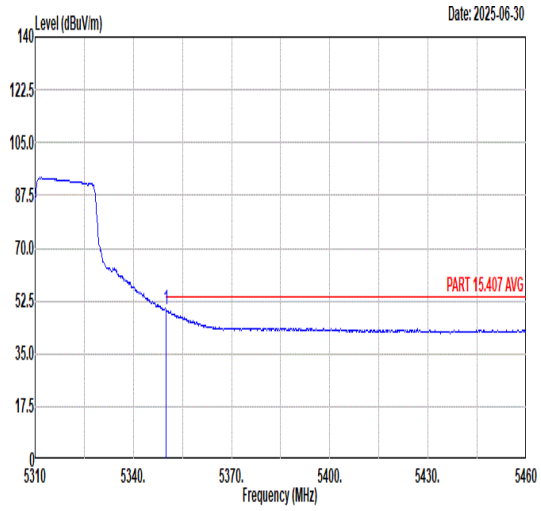 Freq Level Limit Line Margin (dB) Read Level Ant Factor Cable Loss Preamp Factor APos TPos Remark MHz dBuV/m dBuV/m dBuV dB/m dB dB cm deg 1 5350.05 49.41 54.00 -4.59 35.43 36.10 10.55 32.67 256 277 AVERAGE	Blank

Mode	43	
	Harmonic	
	U-NII-2A_5.25-5.35_802.11n HT40_CH62_Full_5310MHz	
ANT	9	
Pol.	Horizontal	Vertical
Peak Avg	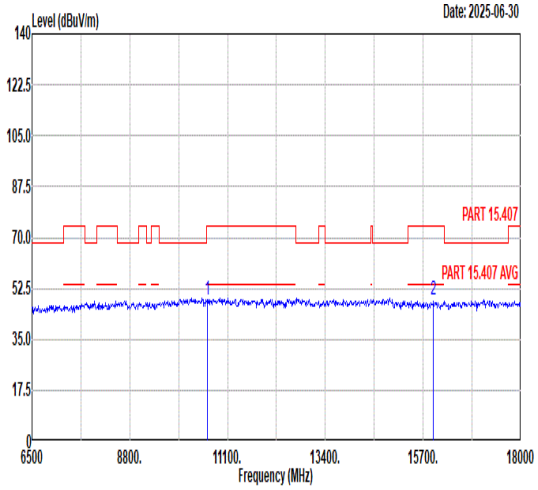 Freq Level Limit Line Margin Read Level Ant Factor Cable Loss Preamp Factor APos TPos Remark MHz dBuV/m dBuV/m dB dBuV dB/m dB dB cm deg 1 10620.00 48.53 74.00 -25.47 47.03 38.18 14.60 51.28 --- --- Peak 2 15930.00 48.56 74.00 -25.44 43.43 40.96 17.22 53.05 --- --- Peak	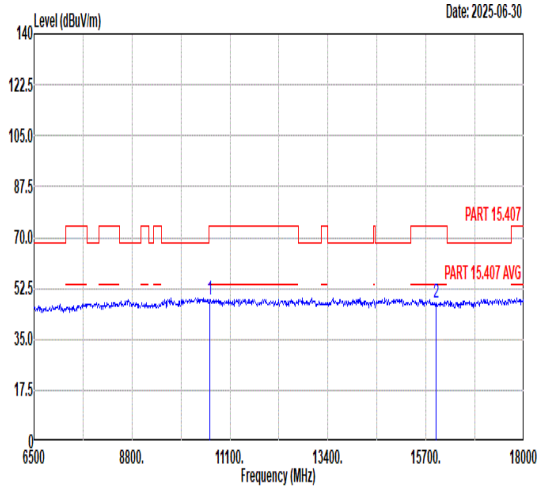 Freq Level Limit Line Margin Read Level Ant Factor Cable Loss Preamp Factor APos TPos Remark MHz dBuV/m dBuV/m dB dBuV dB/m dB dB cm deg 1 10620.00 48.54 74.00 -25.46 47.04 38.18 14.60 51.28 --- --- Peak 2 15930.00 47.59 74.00 -26.41 42.46 40.96 17.22 53.05 --- --- Peak

Mode	44	
	Band Edge - L	
	U-NII-2C_5.47-5.725_802.11n HT40_CH102_Full_5510MHz	
ANT	9	
Pol.	Horizontal	Fundamental
Peak	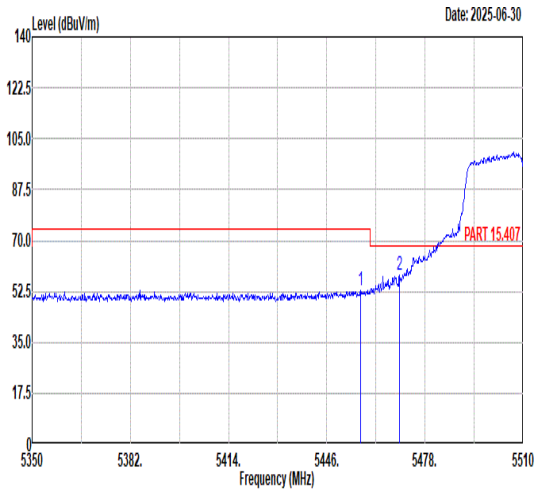 Freq Level Limit Line Margin (dB) Read Level Ant Factor Cable Loss Preamp Factor APos TPos Remark 1 5457.04 53.08 74.00 -20.92 39.30 35.93 10.54 32.69 243 134 PEAK 2 5469.68 58.18 68.30 -10.12 44.34 35.98 10.55 32.69 243 134 PEAK	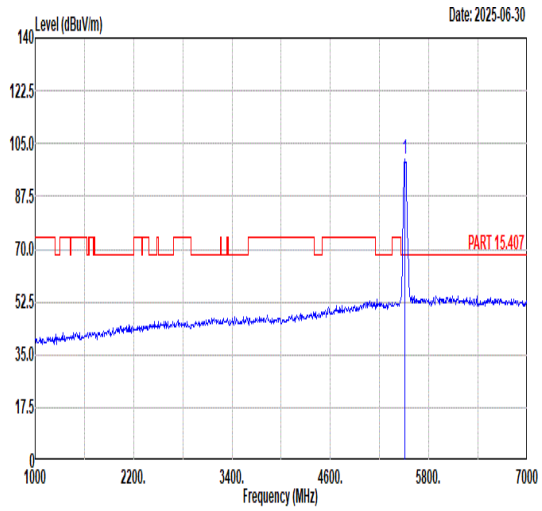 Freq Level Limit Line Margin (dB) Read Level Ant Factor Cable Loss Preamp Factor APos TPos Remark 1 5510.00 99.77 ------ ------ 85.78 36.11 10.58 32.70 243 134 PEAK
Avg	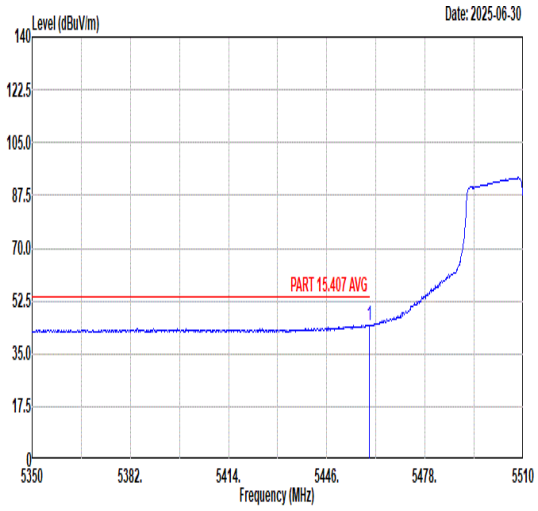 Freq Level Limit Line Margin (dB) Read Level Ant Factor Cable Loss Preamp Factor APos TPos Remark 1 5459.76 44.53 54.00 -9.47 30.74 35.94 10.54 32.69 243 134 AVERAGE	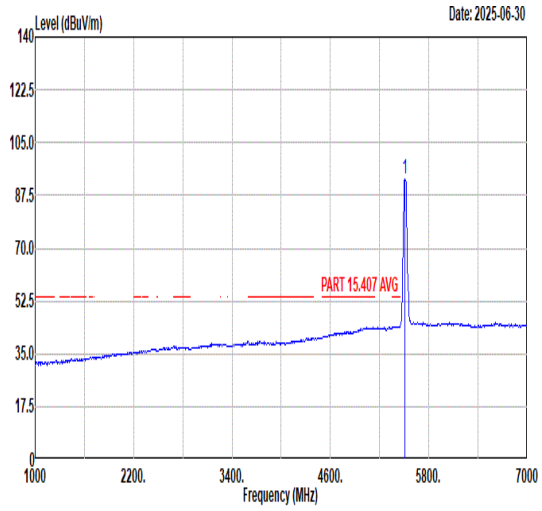 Freq Level Limit Line Margin (dB) Read Level Ant Factor Cable Loss Preamp Factor APos TPos Remark 1 5510.00 93.11 ------ ------ 79.10 36.12 10.59 32.70 243 134 AVERAGE

Mode	44	
	Band Edge - R	
	U-NII-2C_5.47-5.725_802.11n HT40_CH102_Full_5510MHz	
ANT	9	
Pol.	Horizontal	Fundamental
Peak	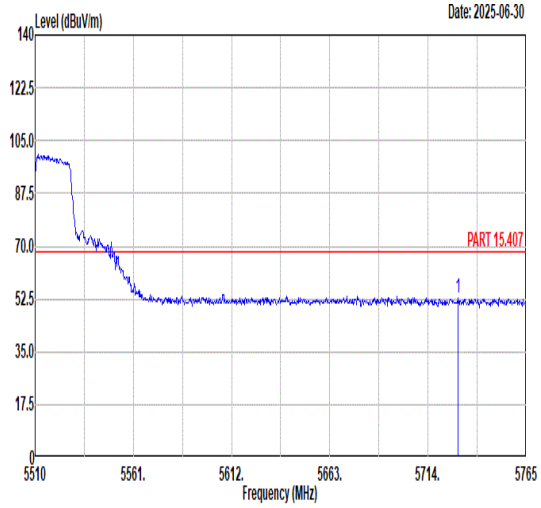 Freq Level Limit Line Margin (dB) Read Level Ant Factor Cable Loss Preamp Factor APos TPos Remark MHz dBuV/m dBuV/m dBuV dB/m dB dB cm deg 1 5729.56 53.02 68.30 -15.28 38.28 36.66 10.87 32.79 243 134 PEAK	Blank

Mode	44
	Band Edge - L
	U-NII-2C_5.47-5.725_802.11n HT40_CH102_Full_5510MHz
ANT	9

Pol.	Vertical	Fundamental
Peak	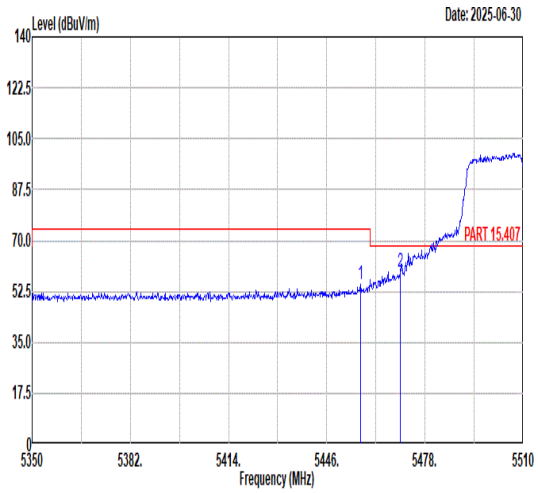 Freq Level Limit Line Margin (dB) Read Level Ant Factor Cable Loss Preamp Factor APos TPos Remark 1 5457.04 MHz 54.72 dBuV/m 74.00 -19.28 40.94 dBuV 35.93 dB/m 10.54 dB 32.69 dB 257 cm 309 deg PEAK 2 5470.00 59.16 68.30 -9.14 45.32 35.98 10.55 32.69 257 309 PEAK	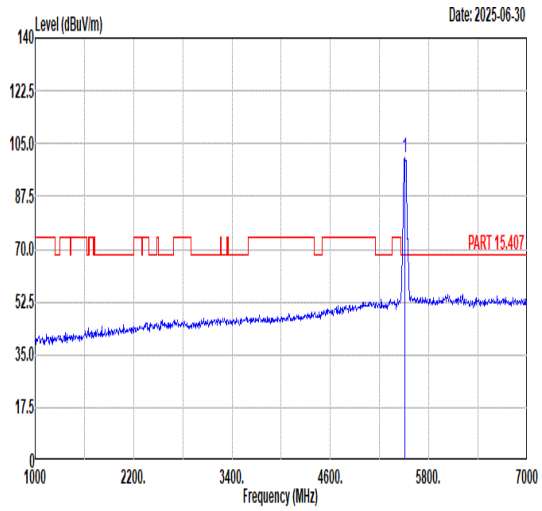 Freq Level Limit Line Margin (dB) Read Level Ant Factor Cable Loss Preamp Factor APos TPos Remark 1 5510.00 MHz 100.28 dBuV/m ------ ------ dBuV 86.29 dB/m 36.11 dB 10.58 dB 32.70 cm 257 deg 309 PEAK
Avg	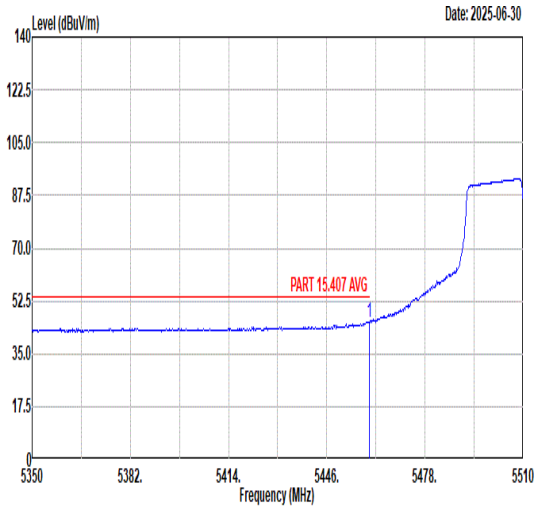 Freq Level Limit Line Margin (dB) Read Level Ant Factor Cable Loss Preamp Factor APos TPos Remark 1 5459.92 MHz 45.66 dBuV/m 54.00 -8.34 31.87 dBuV 35.94 dB/m 10.54 dB 32.69 dB 257 cm 309 deg AVERAGE	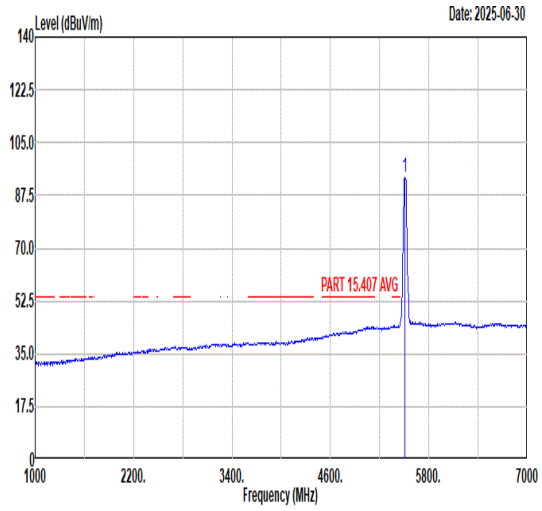 Freq Level Limit Line Margin (dB) Read Level Ant Factor Cable Loss Preamp Factor APos TPos Remark 1 5510.00 MHz 93.57 dBuV/m ------ ------ dBuV 79.58 dB/m 36.11 dB 10.58 dB 32.70 cm 257 deg 309 AVERAGE

Mode	44	
	Band Edge - R	
	U-NII-2C_5.47-5.725_802.11n HT40_CH102_Full_5510MHz	
ANT	9	
Pol.	Vertical	Fundamental
Peak	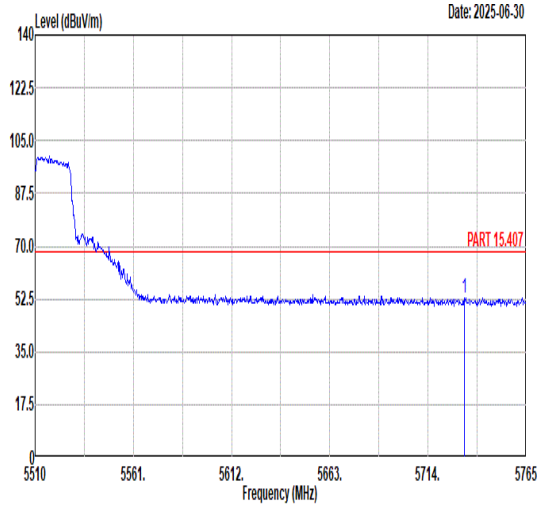 Freq Level Limit Line Margin (dB) Read Level Ant Factor Cable Loss Preamp Factor APos TPos Remark MHz dBuV/m dBuV/m dBuV dB/m dB dB cm deg 1 5732.87 53.05 68.30 -15.25 38.30 36.67 10.87 32.79 257 309 PEAK	Blank

Mode	44	
	Harmonic	
	U-NII-2C_5.47-5.725_802.11n HT40_CH102_Full_5510MHz	
ANT	9	
Pol.	Horizontal	Vertical
Peak Avg	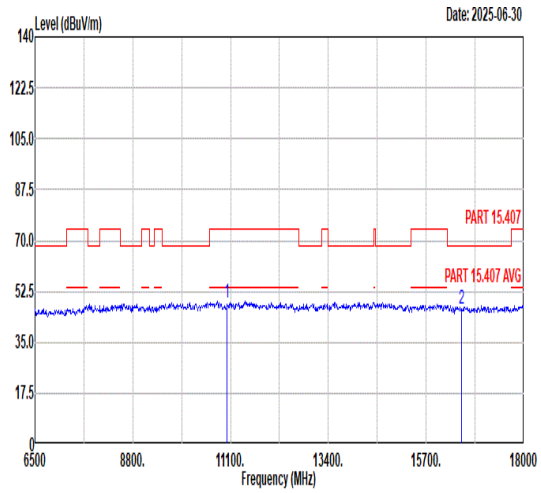 Freq Level Limit Line Margin Read Level Ant Factor Cable Loss Preamp Factor APos TPos Remark MHz dBuV/m dBuV/m dB dBuV dB/m dB dB cm deg 1 11020.00 48.42 74.00 -25.58 46.67 38.00 14.63 50.88 --- --- Peak 2 16530.00 46.58 68.30 -21.72 40.72 41.23 17.69 53.06 --- --- Peak	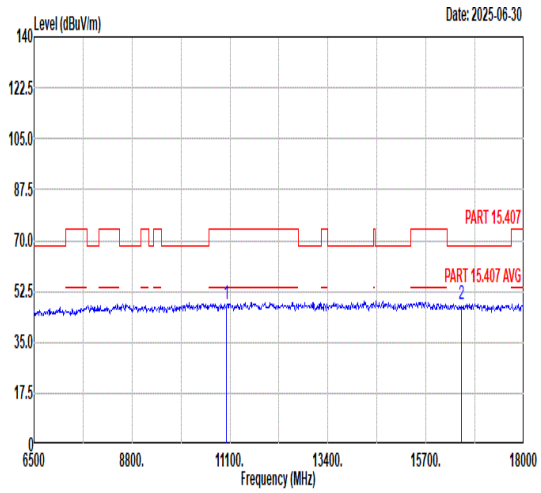 Freq Level Limit Line Margin Read Level Ant Factor Cable Loss Preamp Factor APos TPos Remark MHz dBuV/m dBuV/m dB dBuV dB/m dB dB cm deg 1 11020.00 48.01 74.00 -25.99 46.26 38.00 14.63 50.88 --- --- Peak 2 16530.00 48.21 68.30 -20.09 42.35 41.23 17.69 53.06 --- --- Peak

Mode	45	
	Harmonic	
	U-NII-2C_5.47-5.725_802.11n HT40_CH110_Full_5550MHz	
ANT	9	
Pol.	Horizontal	Vertical
Peak Avg	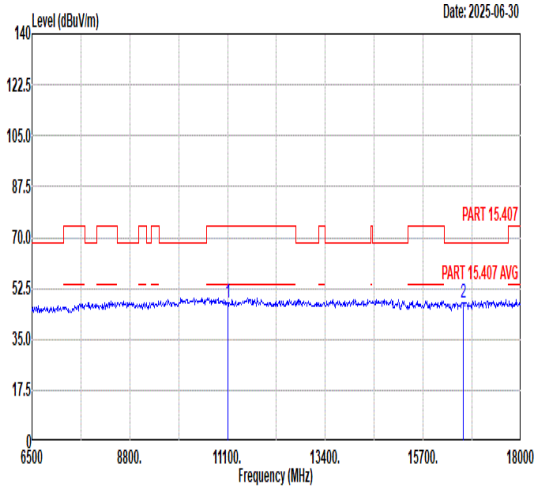 Freq Level Limit Line Margin Read Level Ant Factor Cable Loss Preamp Factor APos TPos Remark MHz dBuV/m dBuV/m dB dBuV dB/m dB dB cm deg 1 11100.00 47.80 74.00 -26.20 45.90 38.00 14.68 50.78 --- --- Peak 2 16650.00 47.54 68.30 -20.76 41.32 41.35 17.79 52.92 --- --- Peak	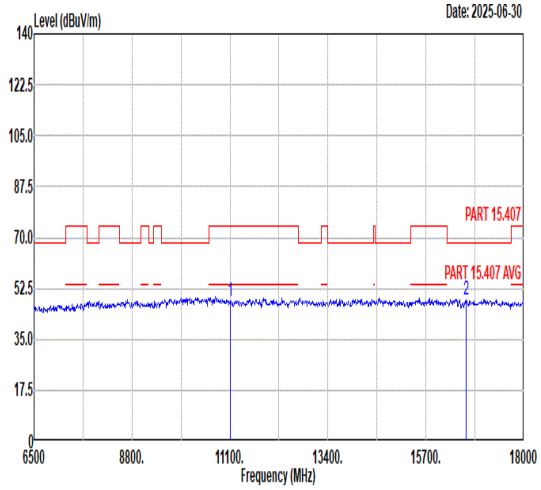 Freq Level Limit Line Margin Read Level Ant Factor Cable Loss Preamp Factor APos TPos Remark MHz dBuV/m dBuV/m dB dBuV dB/m dB dB cm deg 1 11100.00 48.04 74.00 -25.96 46.14 38.00 14.68 50.78 --- --- Peak 2 16650.00 48.41 68.30 -19.89 42.19 41.35 17.79 52.92 --- --- Peak

Mode	46
	Band Edge - L
	U-NII-2C_5.47-5.725_802.11n HT40_CH134_Full_5670MHz
ANT	9

Pol.	Horizontal	Fundamental
Peak	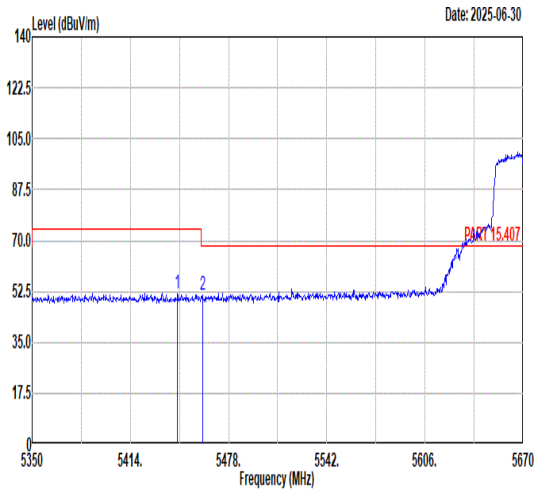 Freq Level Limit Line Margin (dB) Read Level Ant Factor Cable Loss Preamp Factor APos TPos Remark 1 5444.72 52.00 74.00 -22.00 38.25 35.91 10.53 32.69 247 129 PEAK 2 5461.04 51.39 68.30 -16.91 37.59 35.94 10.55 32.69 247 129 PEAK	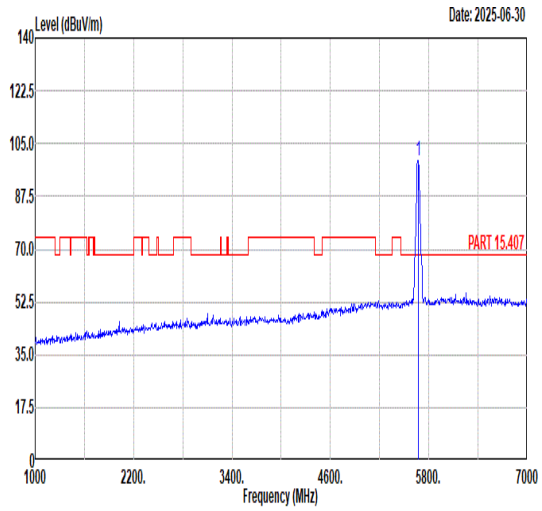 Freq Level Limit Line Margin (dB) Read Level Ant Factor Cable Loss Preamp Factor APos TPos Remark 1 5670.00 99.41 ------ ------ 84.79 36.54 10.85 32.77 247 129 PEAK
Avg	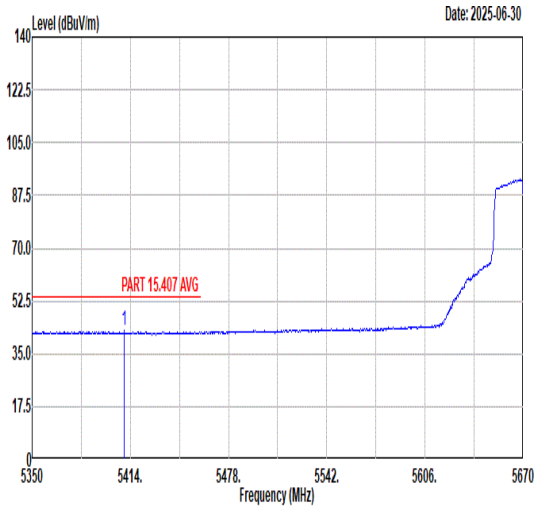 Freq Level Limit Line Margin (dB) Read Level Ant Factor Cable Loss Preamp Factor APos TPos Remark 1 5410.16 42.66 54.00 -11.34 28.85 35.98 10.51 32.68 247 129 AVERAGE	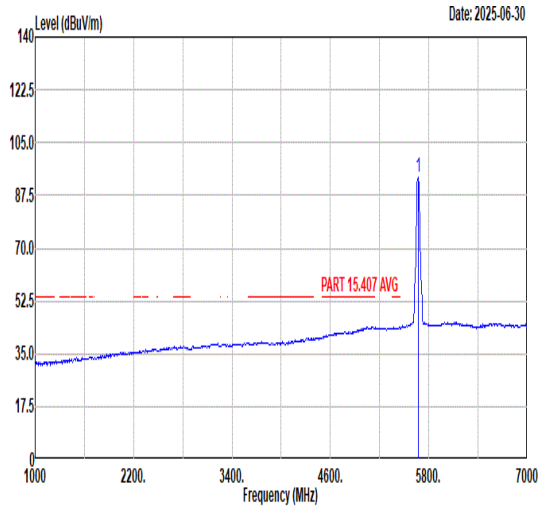 Freq Level Limit Line Margin (dB) Read Level Ant Factor Cable Loss Preamp Factor APos TPos Remark 1 5670.00 93.36 ------ ------ 78.74 36.54 10.85 32.77 247 129 AVERAGE

Mode	46	
	Band Edge - R	
	U-NII-2C_5.47-5.725_802.11n HT40_CH134_Full_5670MHz	
ANT	9	
Pol.	Horizontal	Fundamental
Peak	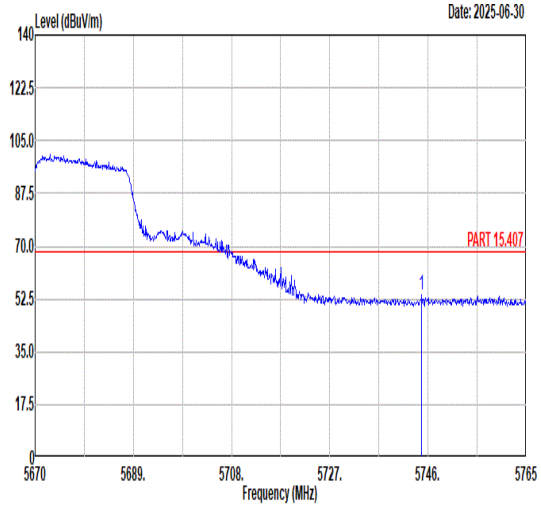 Freq Level Limit Line Margin (dB) Read Level Ant Factor Cable Loss Preamp Factor APos TPos Remark MHz dBuV/m dBuV/m dBuV dB/m dB dB cm deg 1 5744.77 53.68 68.30 -14.62 38.93 36.69 10.86 32.80 247 129 PEAK	Blank

Mode	46
	Band Edge - L
	U-NII-2C_5.47-5.725_802.11n HT40_CH134_Full_5670MHz
ANT	9

Pol.	Vertical	Fundamental
Peak	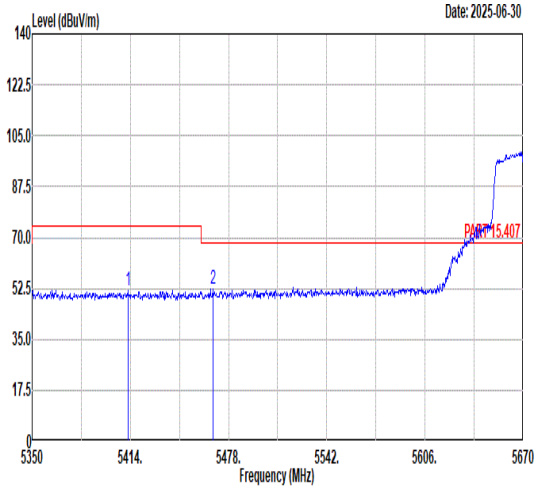 Freq Level Limit Line Margin (dB) Read Level Ant Factor Cable Loss Preamp Factor APos TPos Remark 1 5412.40 52.03 74.00 -21.97 38.22 35.98 10.51 32.68 250 299 PEAK 2 5467.76 52.47 68.30 -15.83 38.64 35.97 10.55 32.69 250 299 PEAK	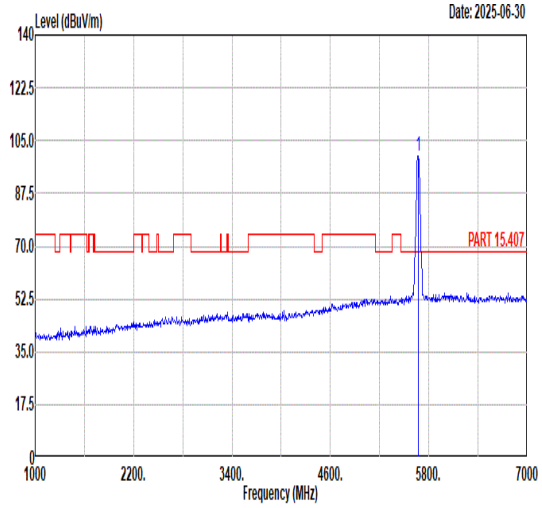 Freq Level Limit Line Margin (dB) Read Level Ant Factor Cable Loss Preamp Factor APos TPos Remark 1 5670.00 99.74 ------ ------ 85.12 36.54 10.85 32.77 250 299 PEAK
Avg	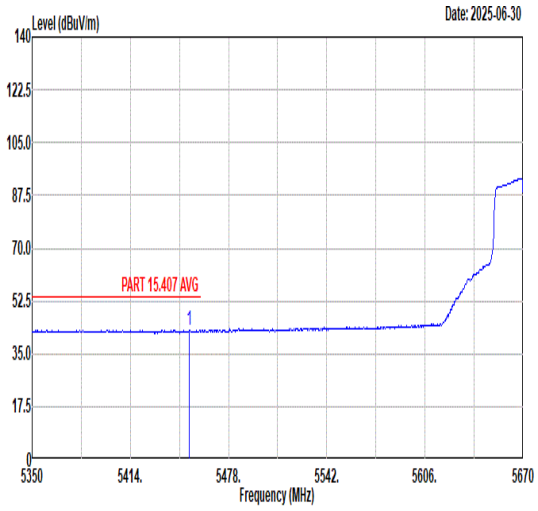 Freq Level Limit Line Margin (dB) Read Level Ant Factor Cable Loss Preamp Factor APos TPos Remark 1 5452.40 42.88 54.00 -11.12 29.12 35.91 10.54 32.69 250 299 AVERAGE	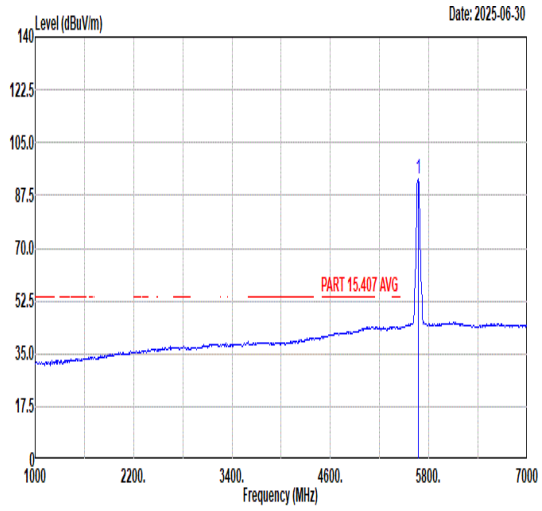 Freq Level Limit Line Margin (dB) Read Level Ant Factor Cable Loss Preamp Factor APos TPos Remark 1 5670.00 92.99 ------ ------ 78.37 36.54 10.85 32.77 250 299 AVERAGE

Mode	46	
	Band Edge - R	
	U-NII-2C_5.47-5.725_802.11n HT40_CH134_Full_5670MHz	
ANT	9	
Pol.	Vertical	Fundamental
Peak	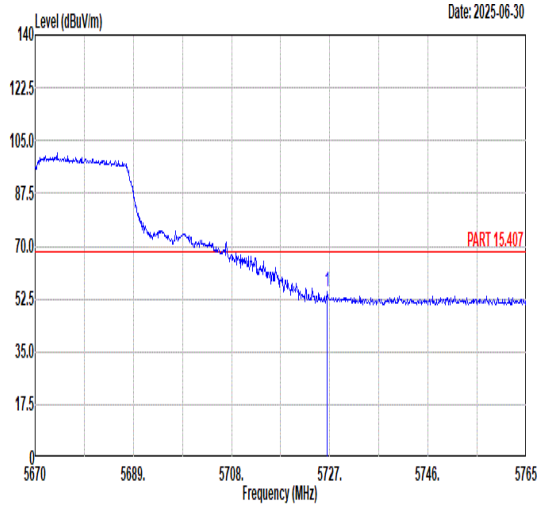 Freq Level Limit Line Margin (dB) Read Level Ant Factor Cable Loss Preamp Factor APos TPos Remark MHz dBuV/m dBuV/m dBuV dB/m dB dB cm deg 1 5726.43 54.98 68.30 -13.32 40.25 36.65 10.87 32.79 250 299 PEAK	Blank

Mode	46	
	Harmonic	
	U-NII-2C_5.47-5.725_802.11n HT40_CH134_Full_5670MHz	
ANT	9	
Pol.	Horizontal	Vertical
Peak Avg	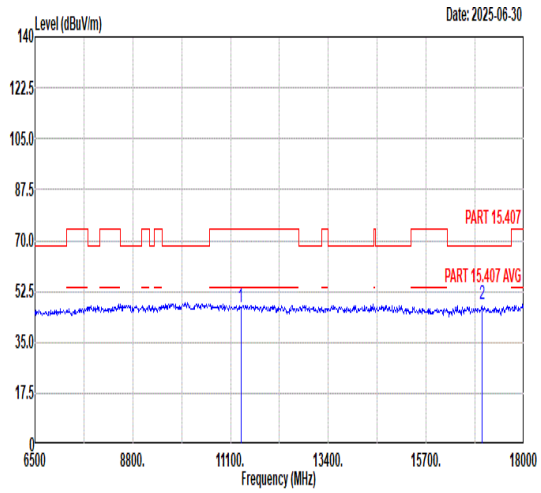 Freq Level Limit Line Margin Read Level Ant Factor Cable Loss Preamp Factor APos TPos Remark MHz dBuV/m dBuV/m dB dBuV dB/m dB dB cm deg 1 11340.00 47.23 74.00 -26.77 44.75 38.14 14.83 50.49 --- --- Peak 2 17010.00 47.82 68.30 -20.48 39.43 42.82 18.09 52.52 --- --- Peak	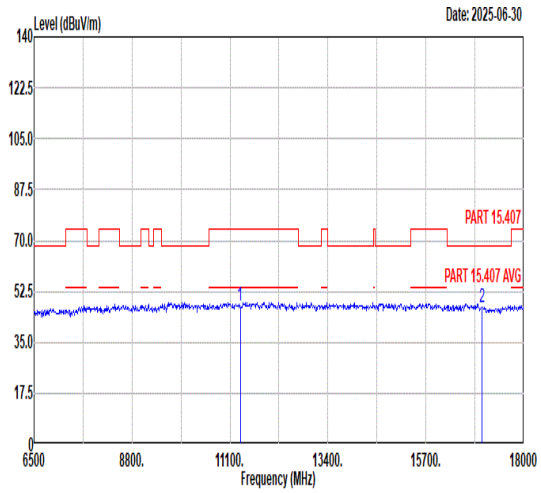 Freq Level Limit Line Margin Read Level Ant Factor Cable Loss Preamp Factor APos TPos Remark MHz dBuV/m dBuV/m dB dBuV dB/m dB dB cm deg 1 11340.00 47.42 74.00 -26.58 44.94 38.14 14.83 50.49 --- --- Peak 2 17010.00 47.12 68.30 -21.18 38.73 42.82 18.09 52.52 --- --- Peak

Mode	47	
	Band Edge - L	
	U-NII-1_5.15-5.25_802.11ac VHT80_CH42_Full_5210MHz	
ANT	9	
Pol.	Horizontal	Fundamental
Peak	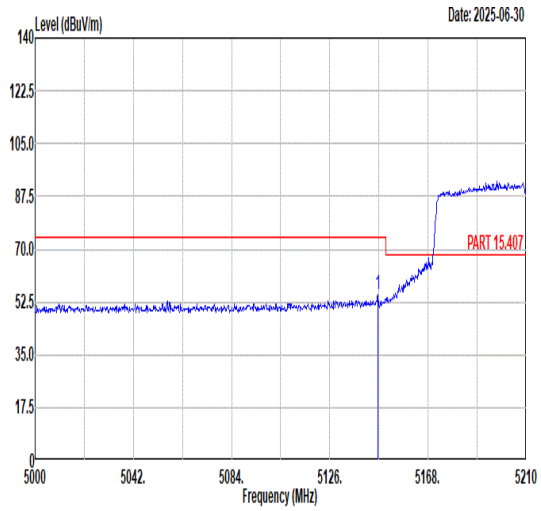 Freq Level Limit Line Margin (dB) Read Level Ant Factor Cable Loss Preamp Factor APos TPos Remark MHz dBuV/m dBuV/m dBuV dB/m dB dB cm deg 1 5146.58 54.80 74.00 -19.20 41.20 35.71 10.52 32.63 265 181 PEAK	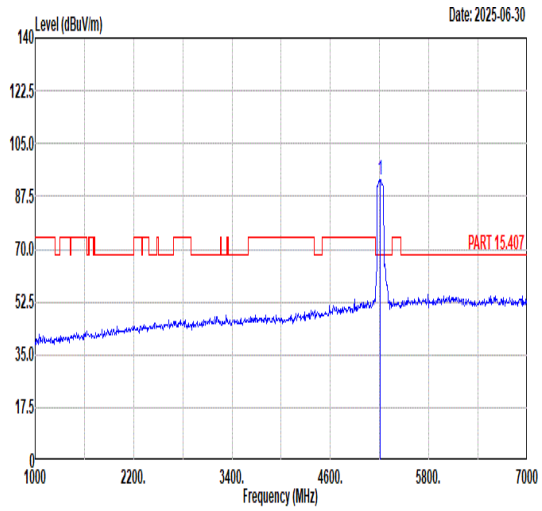 Freq Level Limit Line Margin (dB) Read Level Ant Factor Cable Loss Preamp Factor APos TPos Remark MHz dBuV/m dBuV/m dBuV dB/m dB dB cm deg 1 5210.00 93.22 ------ ------ 79.61 35.80 10.45 32.64 265 181 PEAK
Avg	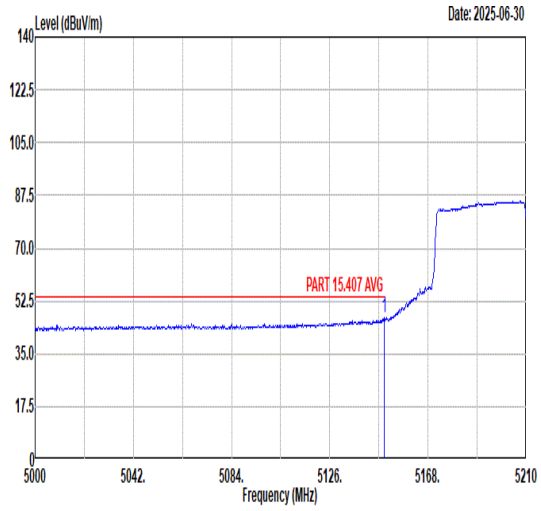 Freq Level Limit Line Margin (dB) Read Level Ant Factor Cable Loss Preamp Factor APos TPos Remark MHz dBuV/m dBuV/m dBuV dB/m dB dB cm deg 1 5149.31 46.83 54.00 -7.17 33.25 35.70 10.51 32.63 265 181 AVERAGE	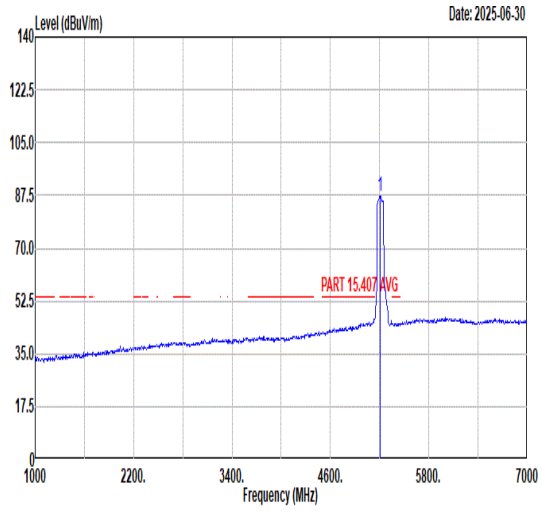 Freq Level Limit Line Margin (dB) Read Level Ant Factor Cable Loss Preamp Factor APos TPos Remark MHz dBuV/m dBuV/m dBuV dB/m dB dB cm deg 1 5210.00 87.32 ------ ------ 73.74 35.80 10.42 32.64 265 181 AVERAGE

Mode	47	
	Band Edge - R	
	U-NII-1_5.15-5.25_802.11ac VHT80_CH42_Full_5210MHz	
ANT	9	
Pol.	Horizontal	Fundamental
Peak	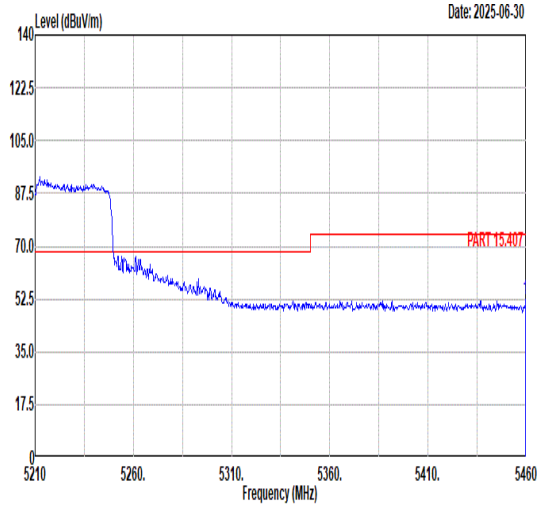 Freq Level Limit Line Margin (dB) Read Level Ant Factor Cable Loss Preamp Factor APos TPos Remark MHz dBuV/m dBuV/m dBuV dB/m dB dB cm deg 1 5459.75 52.33 74.00 -21.67 38.54 35.94 10.54 32.69 265 181 PEAK	Blank
Avg	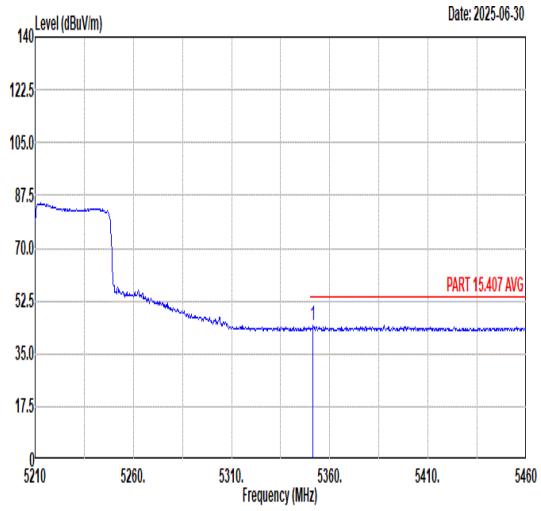 Freq Level Limit Line Margin (dB) Read Level Ant Factor Cable Loss Preamp Factor APos TPos Remark MHz dBuV/m dBuV/m dBuV dB/m dB dB cm deg 1 5351.50 44.28 54.00 -9.72 30.30 36.10 10.55 32.67 265 181 AVERAGE	Blank

Mode	47
	Band Edge - L
	U-NII-1_5.15-5.25_802.11ac VHT80_CH42_Full_5210MHz
ANT	9

Pol.	Vertical	Fundamental
Peak	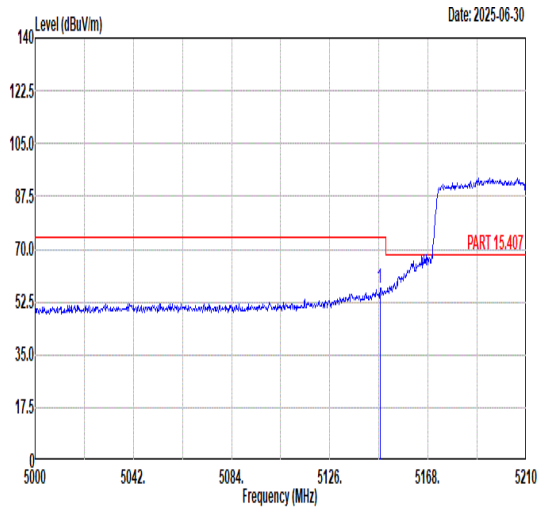 Freq Level Limit Line Margin (dB) Read Level Ant Factor Cable Loss Preamp Factor APos TPos Remark 1 5147.42 57.29 74.00 -16.71 43.69 35.71 10.52 32.63 346 308 PEAK	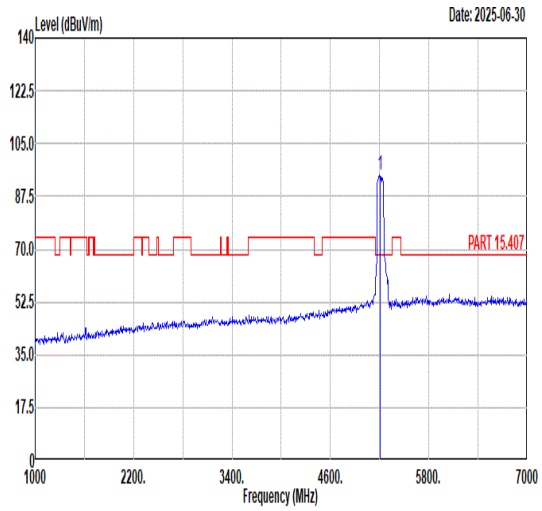 Freq Level Limit Line Margin (dB) Read Level Ant Factor Cable Loss Preamp Factor APos TPos Remark 1 5210.00 94.72 ------ ------ 81.15 35.79 10.42 32.64 346 308 PEAK
Avg	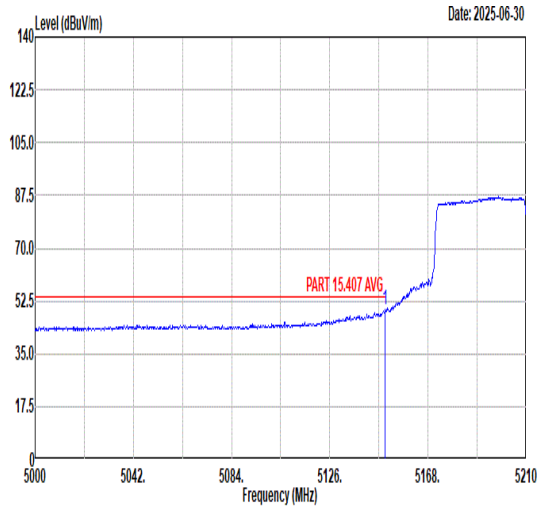 Freq Level Limit Line Margin (dB) Read Level Ant Factor Cable Loss Preamp Factor APos TPos Remark 1 5149.73 49.48 54.00 -4.52 35.90 35.70 10.51 32.63 346 308 AVERAGE	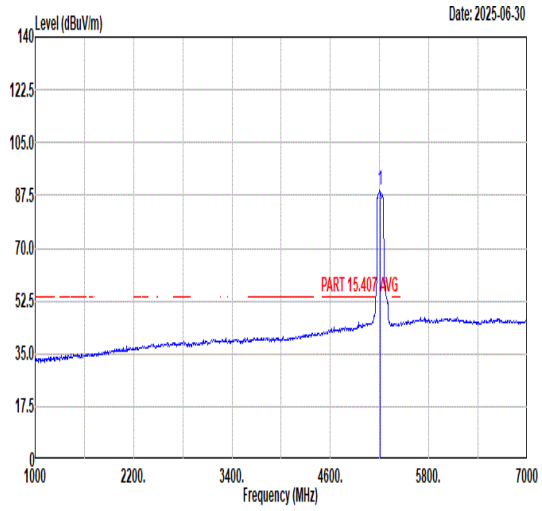 Freq Level Limit Line Margin (dB) Read Level Ant Factor Cable Loss Preamp Factor APos TPos Remark 1 5210.00 89.04 ------ ------ 75.47 35.80 10.41 32.64 346 308 AVERAGE

Mode	47	
	Band Edge - R	
	U-NII-1_5.15-5.25_802.11ac VHT80_CH42_Full_5210MHz	
ANT	9	
Pol.	Vertical	Fundamental
Peak	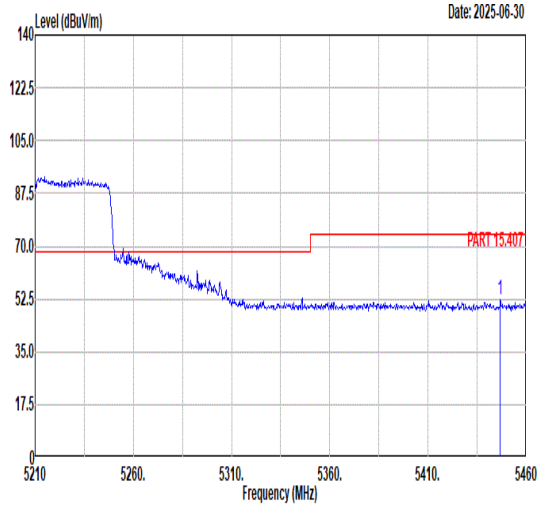 Freq Level Limit Line Margin (dB) Read Level Ant Factor Cable Loss Preamp Factor APos TPos Remark MHz dBuV/m dBuV/m dBuV dB/m dB dB cm deg 1 5446.75 52.06 74.00 -21.94 38.31 35.91 10.53 32.69 346 308 PEAK	Blank
Avg	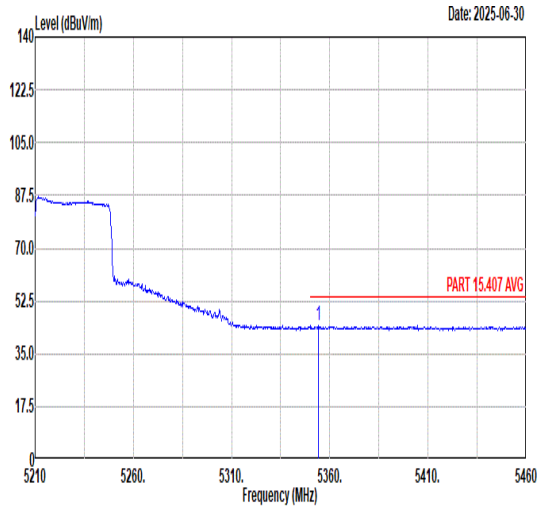 Freq Level Limit Line Margin (dB) Read Level Ant Factor Cable Loss Preamp Factor APos TPos Remark MHz dBuV/m dBuV/m dBuV dB/m dB dB cm deg 1 5354.00 44.44 54.00 -9.56 30.47 36.09 10.55 32.67 346 308 AVERAGE	Blank

Mode	47	
	Harmonic	
	U-NII-1_5.15-5.25_802.11ac VHT80_CH42_Full_5210MHz	
ANT	9	
Pol.	Horizontal	Vertical
Peak Avg	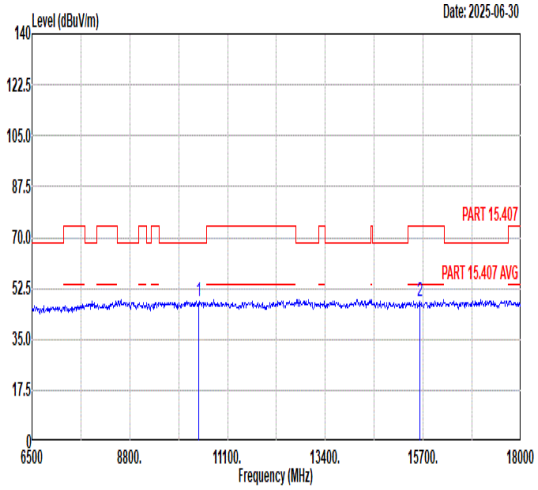 Freq Level Limit Line Margin Read Level Ant Factor Cable Loss Preamp Factor APos TPos Remark MHz dBuV/m dBuV/m dB dBuV dB/m dB dB cm deg 1 10420.00 47.85 68.30 -20.45 46.56 38.12 14.59 51.42 --- --- Peak 2 15630.00 47.99 74.00 -26.01 42.60 40.60 17.18 52.39 --- --- Peak	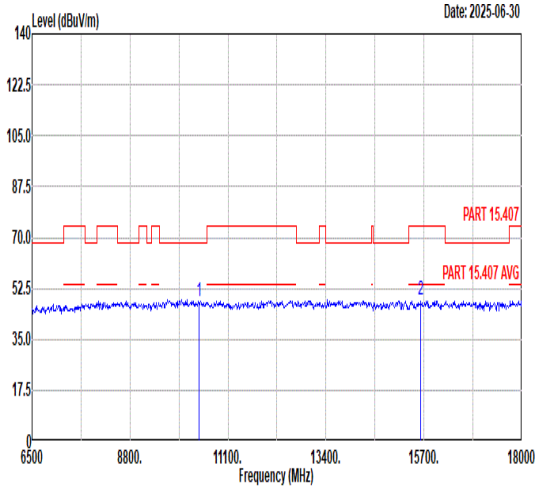 Freq Level Limit Line Margin Read Level Ant Factor Cable Loss Preamp Factor APos TPos Remark MHz dBuV/m dBuV/m dB dBuV dB/m dB dB cm deg 1 10420.00 47.90 68.30 -20.40 46.61 38.12 14.59 51.42 --- --- Peak 2 15630.00 48.34 74.00 -25.66 42.95 40.60 17.18 52.39 --- --- Peak

Mode	48	
	Band Edge - L	
	U-NII-2A_5.25-5.35_802.11ac VHT80_CH58_Full_5290MHz	
ANT	9	
Pol.	Horizontal	Fundamental
Peak	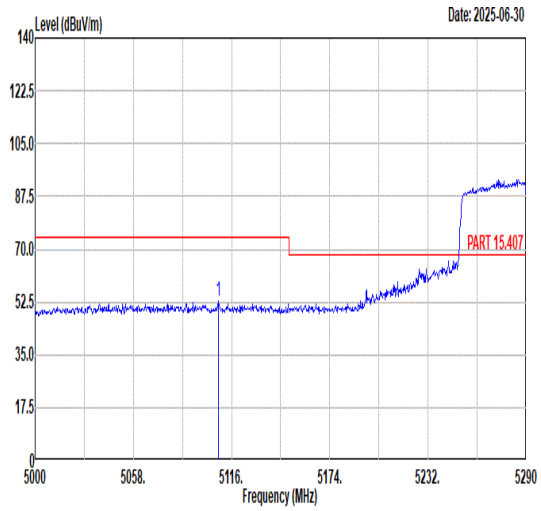 Freq Level Limit Line Margin (dB) Read Level Ant Factor Cable Loss Preamp Factor APos TPos Remark 1 5108.17 52.65 74.00 -21.35 38.89 35.78 10.60 32.62 262 130 PEAK	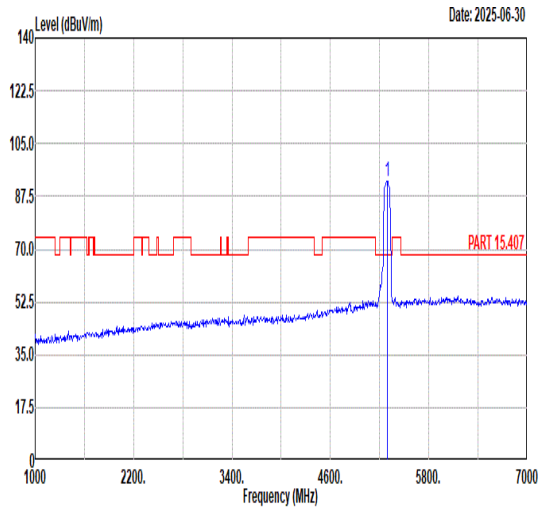 Freq Level Limit Line Margin (dB) Read Level Ant Factor Cable Loss Preamp Factor APos TPos Remark 1 5290.00 92.69 ------ ------ 78.97 35.80 10.58 32.66 262 130 PEAK
Avg	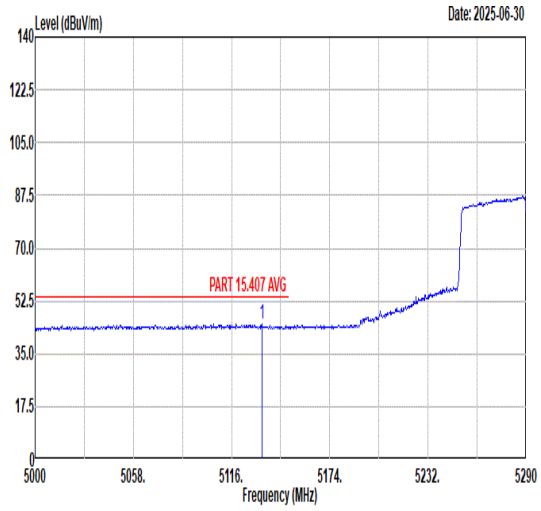 Freq Level Limit Line Margin (dB) Read Level Ant Factor Cable Loss Preamp Factor APos TPos Remark 1 5133.98 44.74 54.00 -9.26 31.10 35.73 10.54 32.63 262 130 AVERAGE	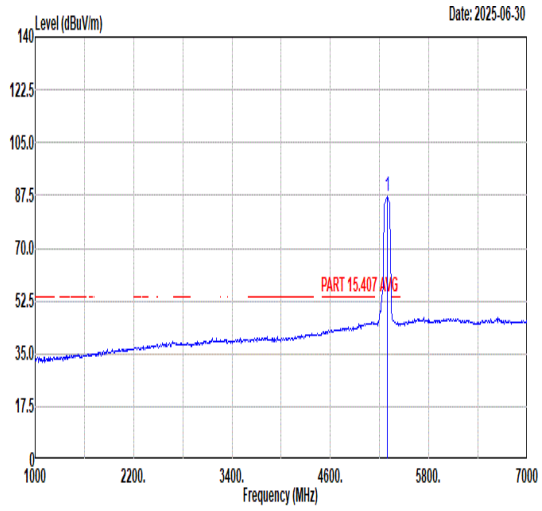 Freq Level Limit Line Margin (dB) Read Level Ant Factor Cable Loss Preamp Factor APos TPos Remark 1 5290.00 87.03 ------ ------ 73.31 35.80 10.58 32.66 262 130 AVERAGE

Mode	48	
	Band Edge - R	
	U-NII-2A_5.25-5.35_802.11ac VHT80_CH58_Full_5290MHz	
ANT	9	
Pol.	Horizontal	Fundamental
Peak	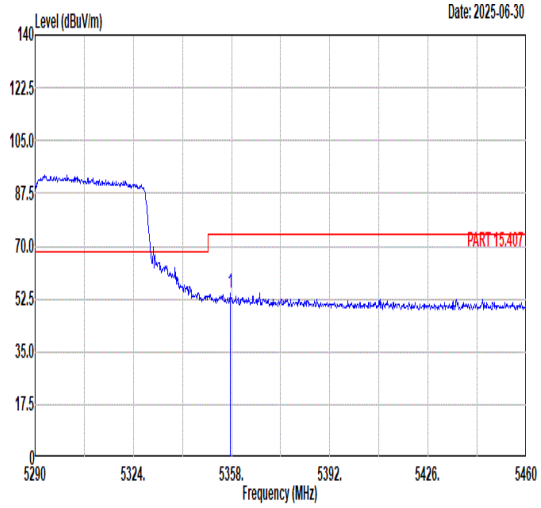 Freq Level Limit Line Margin (dB) Read Level Ant Factor Cable Loss Preamp Factor APos TPos Remark MHz dBuV/m dBuV/m dBuV dB/m dB dB cm deg 1 5357.49 54.39 74.00 -19.61 40.43 36.09 10.54 32.67 262 130 PEAK	Blank
Avg	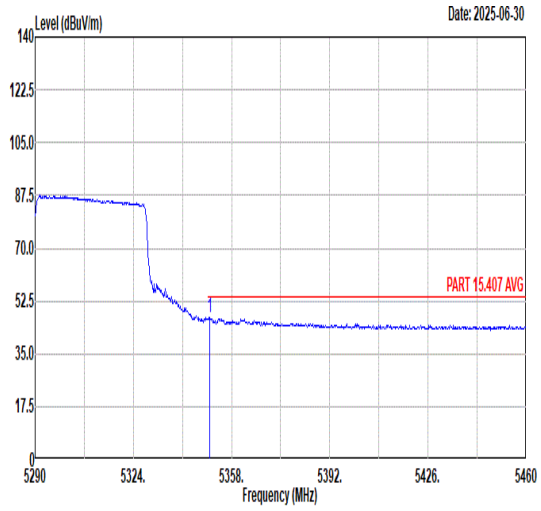 Freq Level Limit Line Margin (dB) Read Level Ant Factor Cable Loss Preamp Factor APos TPos Remark MHz dBuV/m dBuV/m dBuV dB/m dB dB cm deg 1 5350.35 46.85 54.00 -7.15 32.87 36.10 10.55 32.67 262 130 AVERAGE	Blank

Mode	48	
	Band Edge - L	
	U-NII-2A_5.25-5.35_802.11ac VHT80_CH58_Full_5290MHz	
ANT	9	
Pol.	Vertical	Fundamental
Peak	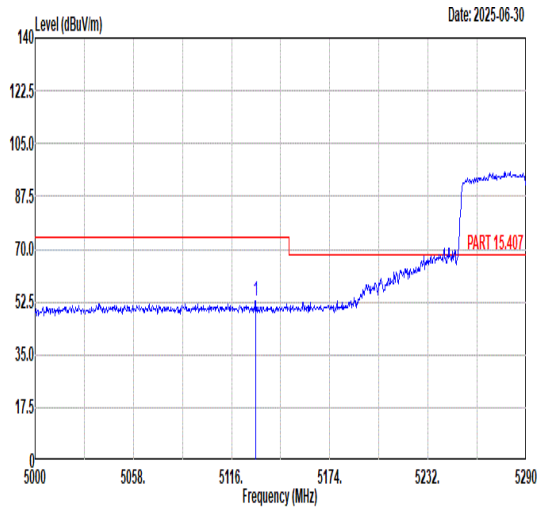 Freq Level Limit Line Margin (dB) Read Level Ant Factor Cable Loss Preamp Factor APos TPos Remark MHz dBuV/m dBuV/m dBuV dB/m dB dB cm deg 1 5130.21 52.81 74.00 -21.19 39.15 35.74 10.55 32.63 186 295 PEAK	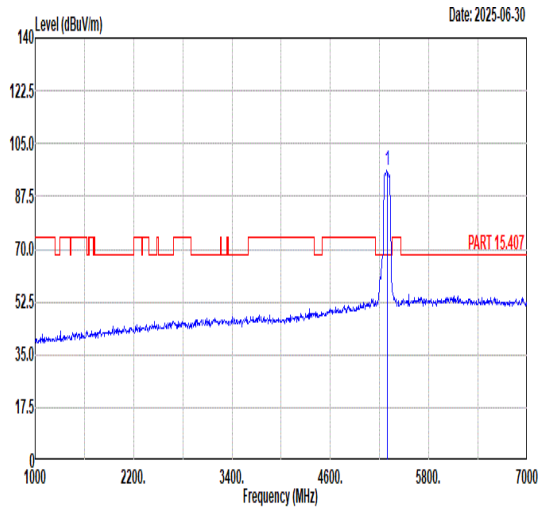 Freq Level Limit Line Margin (dB) Read Level Ant Factor Cable Loss Preamp Factor APos TPos Remark MHz dBuV/m dBuV/m dBuV dB/m dB dB cm deg 1 5290.00 96.20 ------ ------ 82.49 35.80 10.57 32.66 186 295 PEAK
Avg	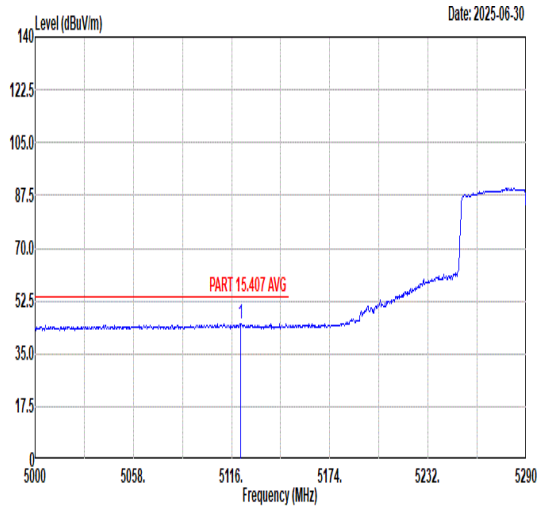 Freq Level Limit Line Margin (dB) Read Level Ant Factor Cable Loss Preamp Factor APos TPos Remark MHz dBuV/m dBuV/m dBuV dB/m dB dB cm deg 1 5121.51 44.89 54.00 -9.11 31.18 35.76 10.57 32.62 186 295 AVERAGE	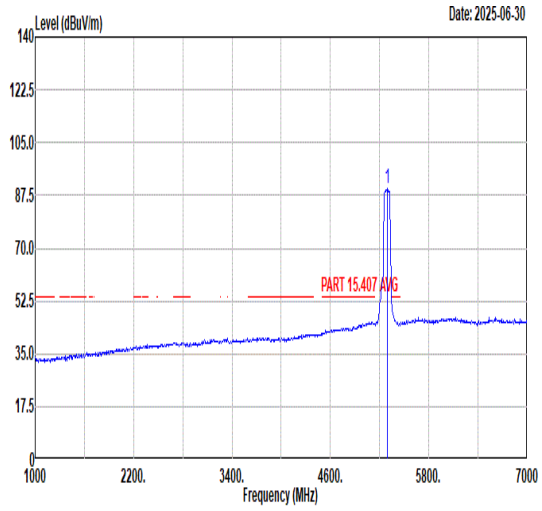 Freq Level Limit Line Margin (dB) Read Level Ant Factor Cable Loss Preamp Factor APos TPos Remark MHz dBuV/m dBuV/m dBuV dB/m dB dB cm deg 1 5290.00 89.72 ------ ------ 75.99 35.80 10.59 32.66 186 295 AVERAGE

Mode	48	
	Band Edge - R	
	U-NII-2A_5.25-5.35_802.11ac VHT80_CH58_Full_5290MHz	
ANT	9	
Pol.	Vertical	Fundamental
Peak	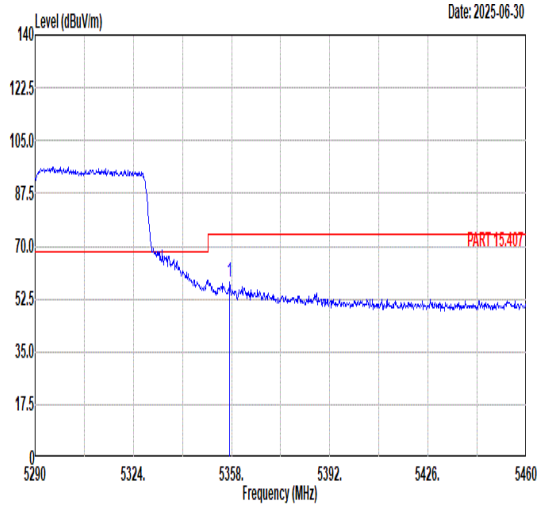 Freq Level Limit Line Margin (dB) Read Level Ant Factor Cable Loss Preamp Factor APos TPos Remark MHz dBuV/m dBuV/m dBuV dB/m dB dB cm deg 1 5357.32 58.36 74.00 -15.64 44.40 36.09 10.54 32.67 186 295 PEAK	Blank
Avg	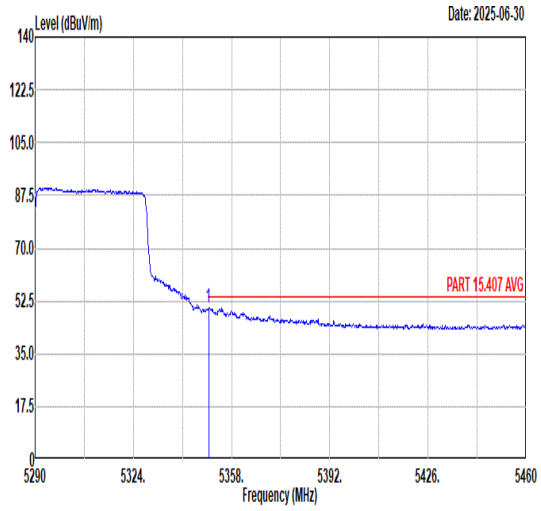 Freq Level Limit Line Margin (dB) Read Level Ant Factor Cable Loss Preamp Factor APos TPos Remark MHz dBuV/m dBuV/m dBuV dB/m dB dB cm deg 1 5350.01 50.41 54.00 -3.59 36.43 36.10 10.55 32.67 186 295 AVERAGE	Blank

Mode	48	
	Harmonic	
	U-NII-2A_5.25-5.35_802.11ac VHT80_CH58_Full_5290MHz	
ANT	9	
Pol.	Horizontal	Vertical
Peak Avg	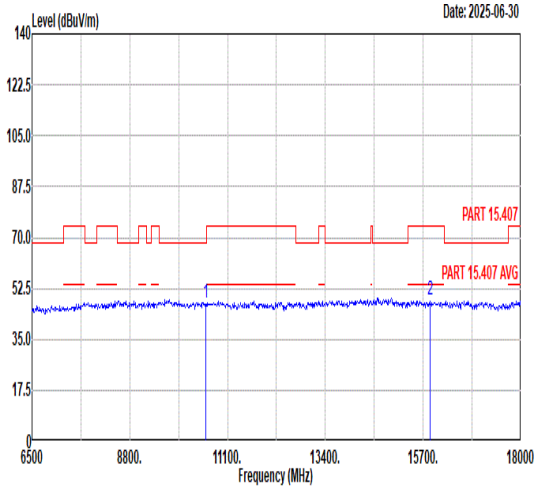 Freq Level Limit Line Margin Read Level Ant Factor Cable Loss Preamp Factor APos TPos Remark MHz dBuV/m dBuV/m dB dBuV dB/m dB dB cm deg 1 10580.00 47.50 68.30 -20.80 46.02 38.20 14.60 51.32 --- --- Peak 2 15870.00 48.57 74.00 -25.43 43.43 40.84 17.21 52.91 --- --- Peak	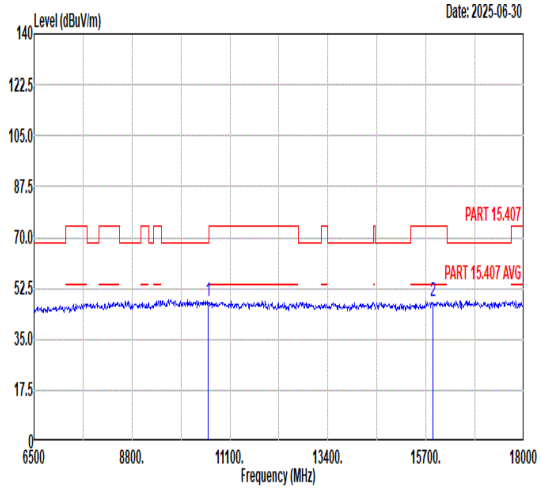 Freq Level Limit Line Margin Read Level Ant Factor Cable Loss Preamp Factor APos TPos Remark MHz dBuV/m dBuV/m dB dBuV dB/m dB dB cm deg 1 10580.00 47.82 68.30 -20.48 46.34 38.20 14.60 51.32 --- --- Peak 2 15870.00 48.10 74.00 -25.90 42.96 40.84 17.21 52.91 --- --- Peak

Mode	49
	Band Edge - L
	U-NII-2C_5.47-5.725_802.11ac VHT80_CH106_Full_5530MHz
ANT	9

Pol.	Horizontal	Fundamental
Peak	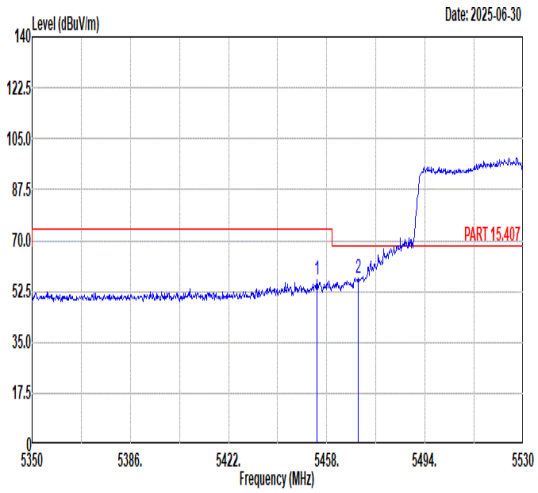 Freq Level Limit Line Margin (dB) Read Level Ant Factor Cable Loss Preamp Factor APos TPos Remark MHz dBuV/m dBuV/m dBuV dB/m dB dB cm deg 1 5454.40 56.27 74.00 -17.73 42.50 35.92 10.54 32.69 127 216 PEAK 2 5469.52 56.99 68.30 -11.31 43.15 35.98 10.55 32.69 127 216 PEAK	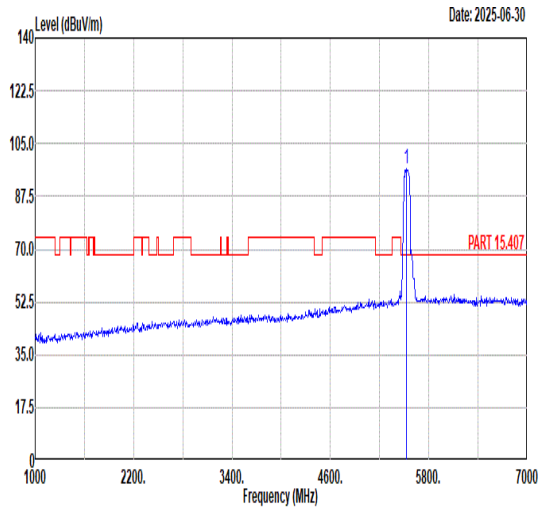 Freq Level Limit Line Margin (dB) Read Level Ant Factor Cable Loss Preamp Factor APos TPos Remark MHz dBuV/m dBuV/m dBuV dB/m dB dB cm deg 1 5530.00 96.92 ------ ------ 82.88 36.15 10.60 32.71 127 216 PEAK
Avg	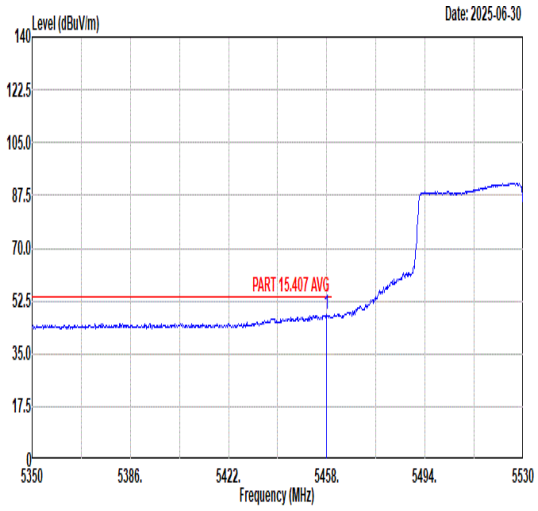 Freq Level Limit Line Margin (dB) Read Level Ant Factor Cable Loss Preamp Factor APos TPos Remark MHz dBuV/m dBuV/m dBuV dB/m dB dB cm deg 1 5458.00 48.18 54.00 -5.82 34.40 35.93 10.54 32.69 127 216 AVERAGE	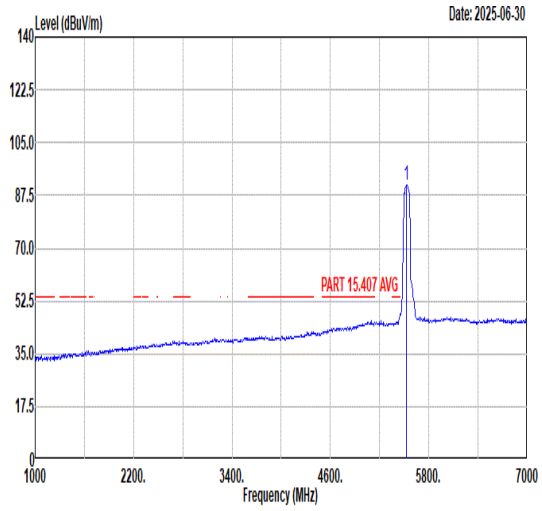 Freq Level Limit Line Margin (dB) Read Level Ant Factor Cable Loss Preamp Factor APos TPos Remark MHz dBuV/m dBuV/m dBuV dB/m dB dB cm deg 1 5530.00 91.12 ------ ------ 77.08 36.15 10.60 32.71 127 216 AVERAGE

Mode	49	
	Band Edge - R	
	U-NII-2C_5.47-5.725_802.11ac VHT80_CH106_Full_5530MHz	
ANT	9	
Pol.	Horizontal	Fundamental
Peak	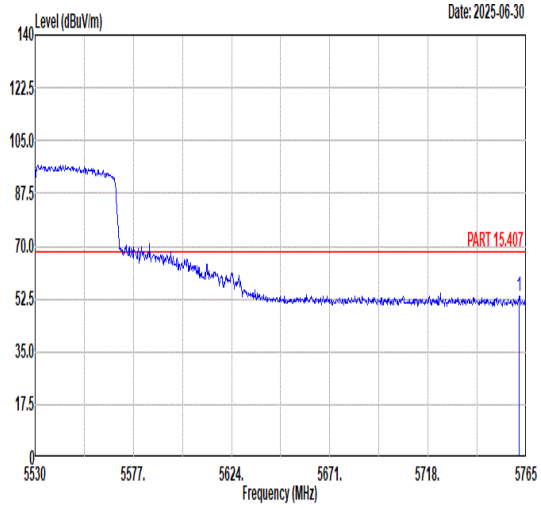 Freq Level Limit Line Margin (dB) Read Level Ant Factor Cable Loss Preamp Factor APos TPos Remark MHz dBuV/m dBuV/m dBuV dB/m dB dB cm deg 1 5761.71 53.27 68.30 -15.03 38.54 36.68 10.85 32.80 127 216 PEAK	Blank

Mode	49	
	Band Edge - L	
	U-NII-2C_5.47-5.725_802.11ac VHT80_CH106_Full_5530MHz	
ANT	9	
Pol.	Vertical	Fundamental
Peak	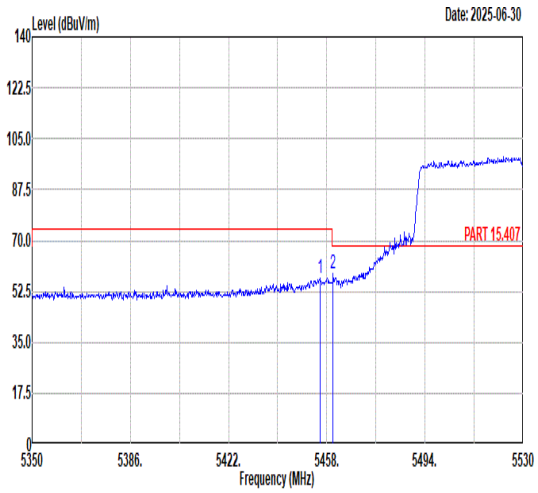 Freq Level Limit Line Margin (dB) Read Level Ant Factor Cable Loss Preamp Factor APos TPos Remark MHz dBuV/m dBuV/m dBuV dB/m dB dB cm deg 1 5455.66 57.24 74.00 -16.76 43.47 35.92 10.54 32.69 194 304 PEAK 2 5460.34 58.45 68.30 -9.85 44.66 35.94 10.54 32.69 194 304 PEAK	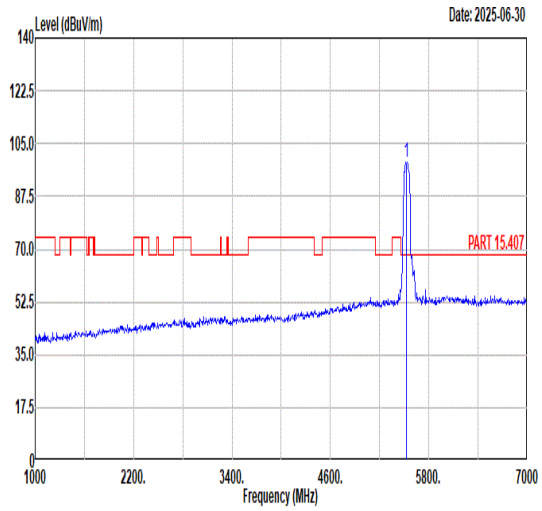 Freq Level Limit Line Margin (dB) Read Level Ant Factor Cable Loss Preamp Factor APos TPos Remark MHz dBuV/m dBuV/m dBuV dB/m dB dB cm deg 1 5530.00 98.69 ------ ------ 84.66 36.14 10.60 32.71 194 304 PEAK
Avg	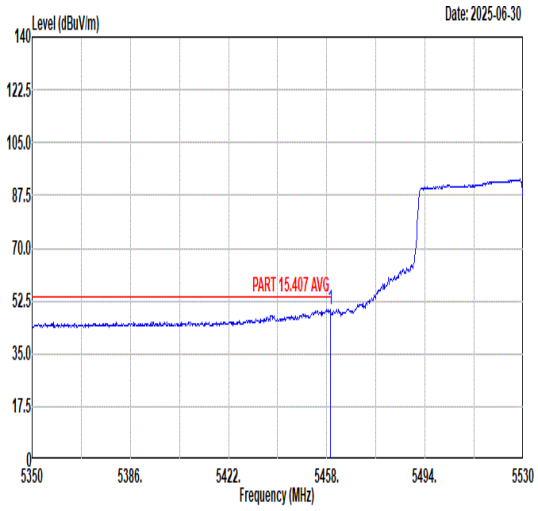 Freq Level Limit Line Margin (dB) Read Level Ant Factor Cable Loss Preamp Factor APos TPos Remark MHz dBuV/m dBuV/m dBuV dB/m dB dB cm deg 1 5459.26 49.64 54.00 -4.36 35.85 35.94 10.54 32.69 194 304 AVERAGE	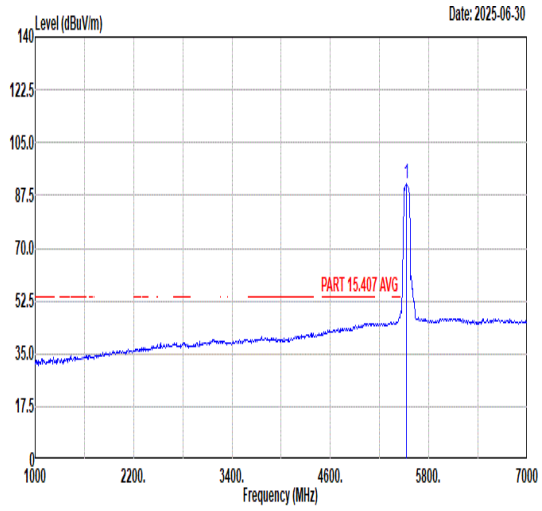 Freq Level Limit Line Margin (dB) Read Level Ant Factor Cable Loss Preamp Factor APos TPos Remark MHz dBuV/m dBuV/m dBuV dB/m dB dB cm deg 1 5530.00 91.62 ------ ------ 77.58 36.15 10.60 32.71 194 304 AVERAGE

Mode	49	
	Band Edge - R	
	U-NII-2C_5.47-5.725_802.11ac VHT80_CH106_Full_5530MHz	
ANT	9	
Pol.	Vertical	Fundamental
Peak	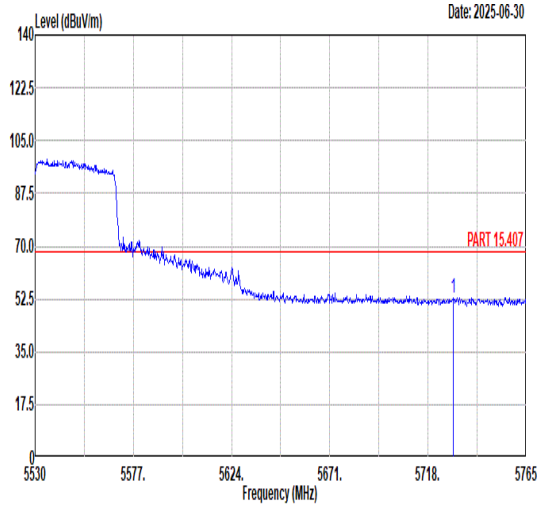 Freq Level Limit Line Margin (dB) Read Level Ant Factor Cable Loss Preamp Factor APos TPos Remark MHz dBuV/m dBuV/m dBuV dB/m dB dB cm deg 1 5730.22 53.06 68.30 -15.24 38.32 36.66 10.87 32.79 194 304 PEAK	Blank

Mode	49	
	Harmonic	
	U-NII-2C_5.47-5.725_802.11ac VHT80_CH106_Full_5530MHz	
ANT	9	
Pol.	Horizontal	Vertical
Peak Avg	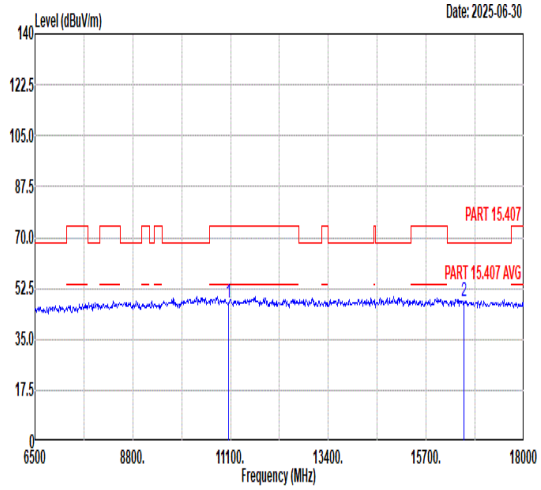 Freq Level Limit Line Margin Read Level Ant Factor Cable Loss Preamp Factor APos TPos Remark MHz dBuV/m dBuV/m dB dBuV dB/m dB dB cm deg 1 11060.00 47.69 74.00 -26.31 45.86 38.00 14.66 50.83 --- --- Peak 2 16590.00 48.27 68.30 -20.03 42.23 41.29 17.74 52.99 --- --- Peak	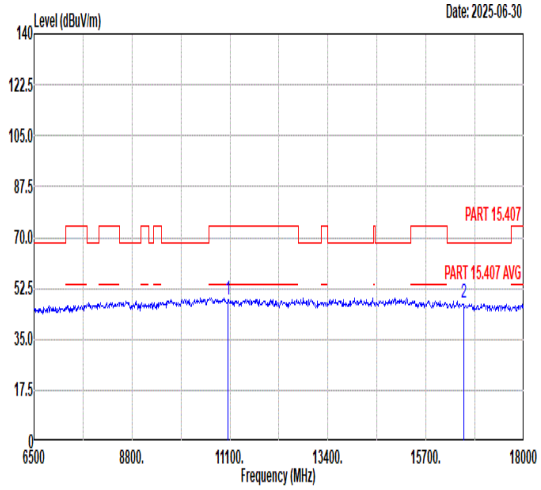 Freq Level Limit Line Margin Read Level Ant Factor Cable Loss Preamp Factor APos TPos Remark MHz dBuV/m dBuV/m dB dBuV dB/m dB dB cm deg 1 11060.00 48.63 74.00 -25.37 46.80 38.00 14.66 50.83 --- --- Peak 2 16590.00 47.36 68.30 -20.94 41.32 41.29 17.74 52.99 --- --- Peak

Mode	50	
	Band Edge - L	
	U-NII-2C_5.47-5.725_802.11ac VHT80_CH122_Full_5610MHz	
ANT	9	
Pol.	Horizontal	Fundamental
Peak	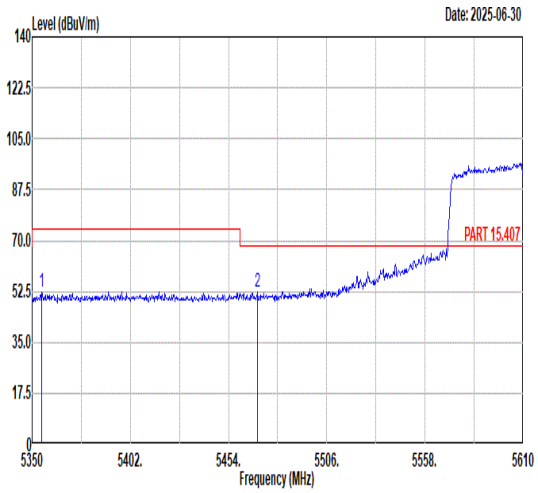 Freq Level Limit Line Margin (dB) Read Level Ant Factor Cable Loss Preamp Factor APos TPos Remark MHz dBuV/m dBuV/m dBuV dB/m dB dB cm deg 1 5355.20 52.45 74.00 -21.55 38.48 36.09 10.55 32.67 120 212 PEAK 2 5469.34 52.13 68.30 -16.17 38.29 35.98 10.55 32.69 120 212 PEAK	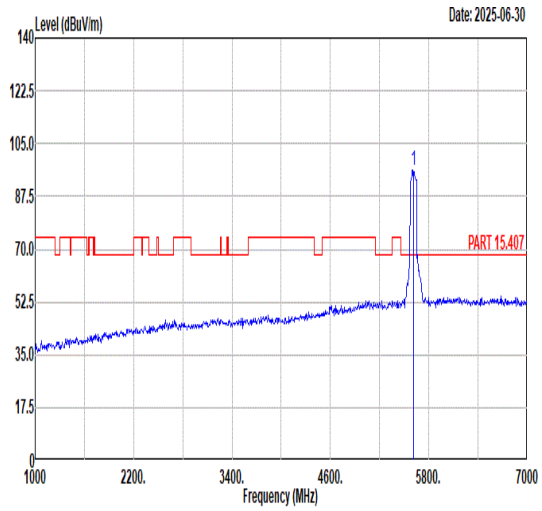 Freq Level Limit Line Margin (dB) Read Level Ant Factor Cable Loss Preamp Factor APos TPos Remark MHz dBuV/m dBuV/m dBuV dB/m dB dB cm deg 1 5610.00 96.22 ------ ------ 81.92 36.33 10.71 32.74 120 212 PEAK
Avg	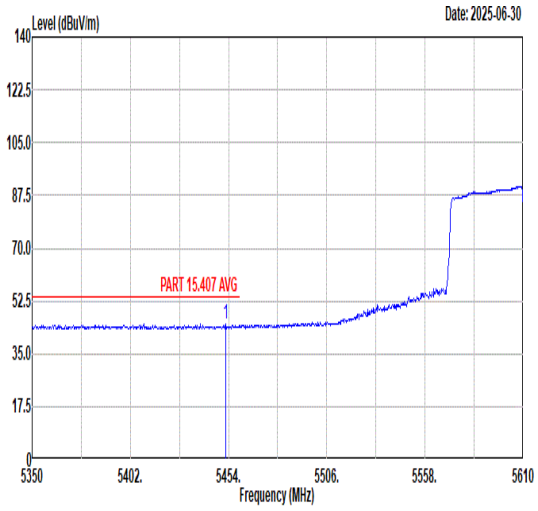 Freq Level Limit Line Margin (dB) Read Level Ant Factor Cable Loss Preamp Factor APos TPos Remark MHz dBuV/m dBuV/m dBuV dB/m dB dB cm deg 1 5452.44 44.99 54.00 -9.01 31.23 35.91 10.54 32.69 120 212 AVERAGE	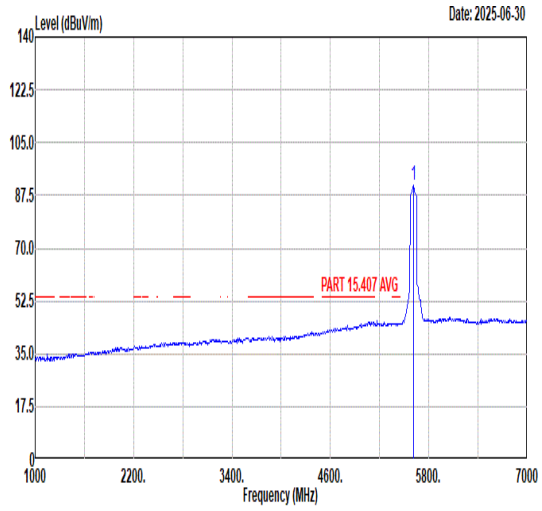 Freq Level Limit Line Margin (dB) Read Level Ant Factor Cable Loss Preamp Factor APos TPos Remark MHz dBuV/m dBuV/m dBuV dB/m dB dB cm deg 1 5610.00 90.75 ------ ------ 76.41 36.36 10.73 32.75 120 212 AVERAGE

Mode	50	
	Band Edge - R	
	U-NII-2C_5.47-5.725_802.11ac VHT80_CH122_Full_5610MHz	
ANT	9	
Pol.	Horizontal	Fundamental
Peak	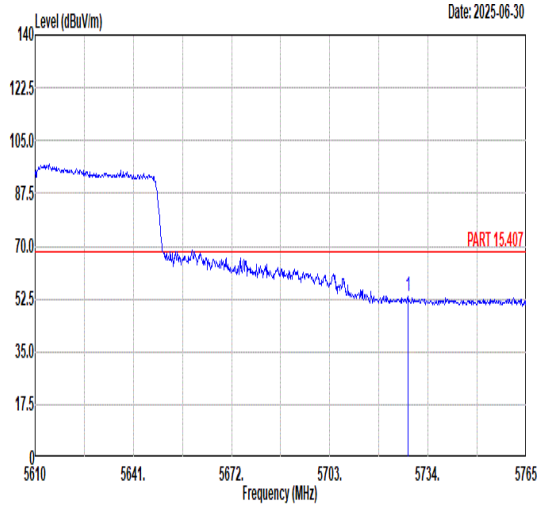 Freq Level Limit Line Margin (dB) Read Level Ant Factor Cable Loss Preamp Factor APos TPos Remark MHz dBuV/m dBuV/m dBuV dB/m dB dB cm deg 1 5727.80 53.30 68.30 -15.00 38.56 36.66 10.87 32.79 120 212 PEAK	Blank

Mode	50	
	Band Edge - L	
	U-NII-2C_5.47-5.725_802.11ac VHT80_CH122_Full_5610MHz	
ANT	9	
Pol.	Vertical	Fundamental
Peak	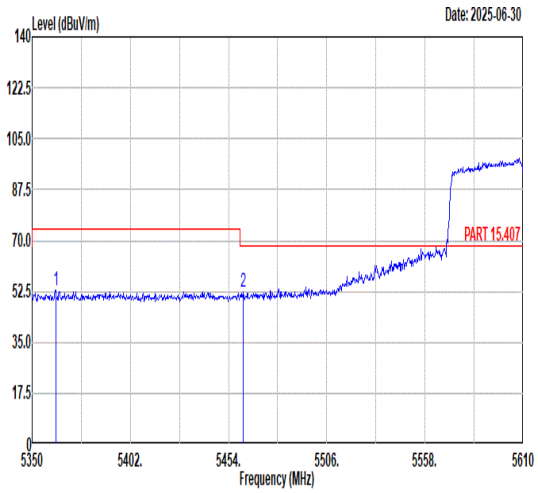 Freq Level Limit Line Margin (dB) Read Level Ant Factor Cable Loss Preamp Factor APos TPos Remark 1 5362.48 53.07 74.00 -20.93 39.12 36.08 10.54 32.67 189 304 PEAK 2 5461.54 52.19 68.30 -16.11 38.38 35.95 10.55 32.69 189 304 PEAK	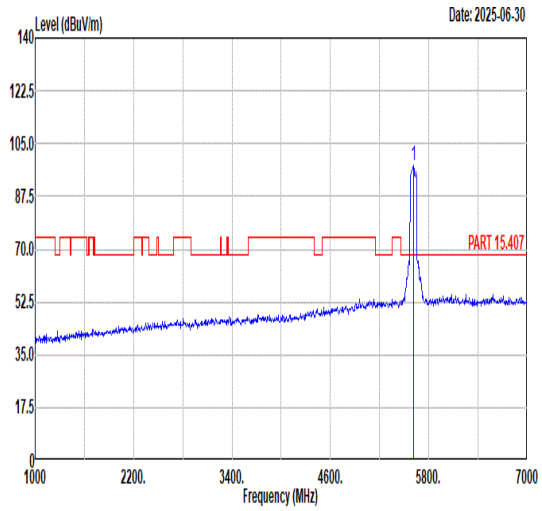 Freq Level Limit Line Margin (dB) Read Level Ant Factor Cable Loss Preamp Factor APos TPos Remark 1 5610.00 97.55 ------ ------ 83.21 36.36 10.73 32.75 189 304 PEAK
Avg	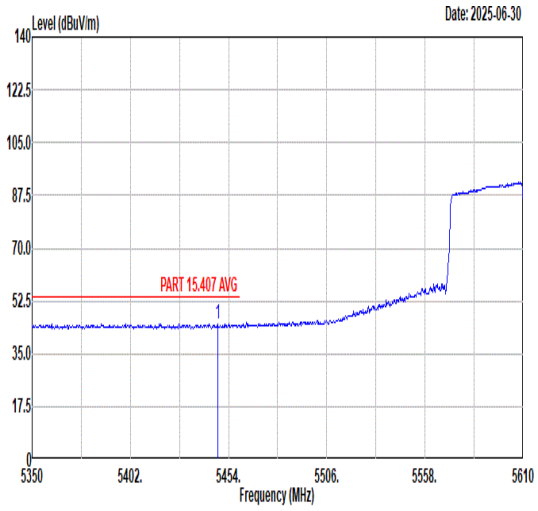 Freq Level Limit Line Margin (dB) Read Level Ant Factor Cable Loss Preamp Factor APos TPos Remark 1 5448.28 45.16 54.00 -8.84 31.41 35.90 10.54 32.69 189 304 AVERAGE	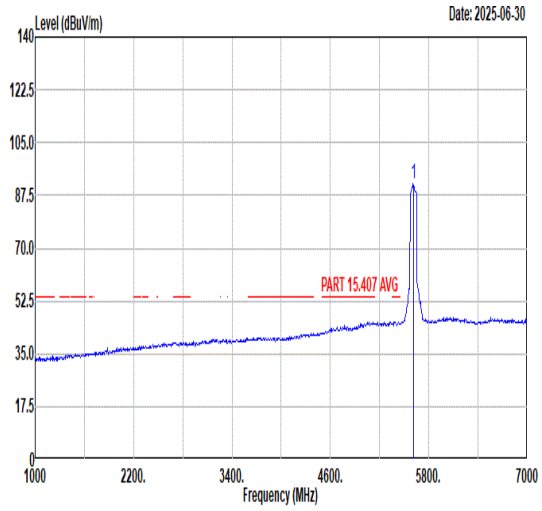 Freq Level Limit Line Margin (dB) Read Level Ant Factor Cable Loss Preamp Factor APos TPos Remark 1 5610.00 91.39 ------ ------ 77.09 36.33 10.71 32.74 189 304 AVERAGE

Mode	50	
	Band Edge - R	
	U-NII-2C_5.47-5.725_802.11ac VHT80_CH122_Full_5610MHz	
ANT	9	
Pol.	Vertical	Fundamental
Peak	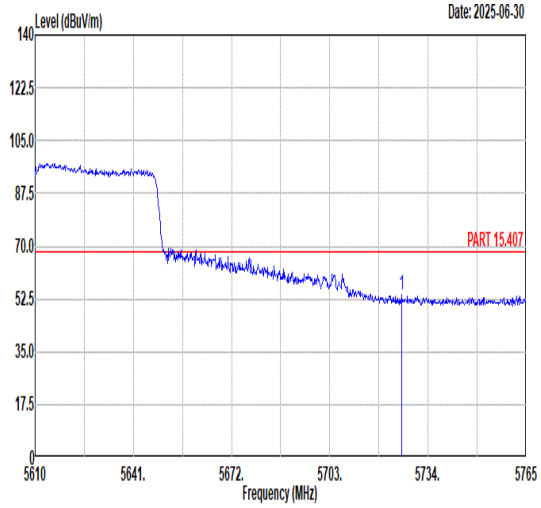 Freq Level Limit Line Margin (dB) Read Level Ant Factor Cable Loss Preamp Factor APos TPos Remark MHz dBuV/m dBuV/m dBuV dB/m dB dB cm deg 1 5725.79 53.63 68.30 -14.67 38.90 36.65 10.87 32.79 189 304 PEAK	Blank

Mode	50	
	Harmonic	
	U-NII-2C_5.47-5.725_802.11ac VHT80_CH122_Full_5610MHz	
ANT	9	
Pol.	Horizontal	Vertical
Peak Avg	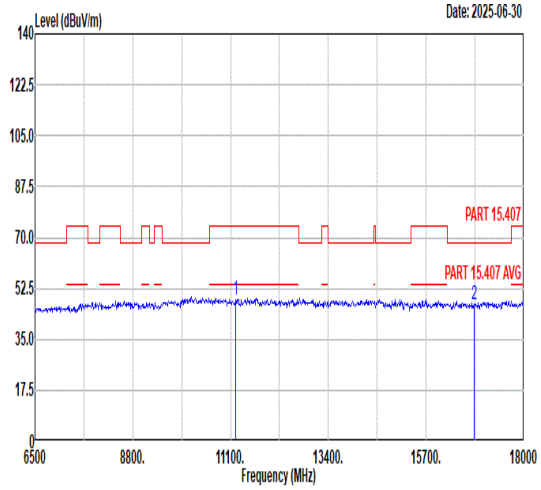 Freq Level Limit Line Margin Read Level Ant Factor Cable Loss Preamp Factor APos TPos Remark MHz dBuV/m dBuV/m dB dBuV dB/m dB dB cm deg 1 11220.00 48.46 74.00 -25.54 46.24 38.10 14.76 50.64 --- --- Peak 2 16830.00 46.83 68.30 -21.47 39.72 41.86 17.95 52.70 --- --- Peak	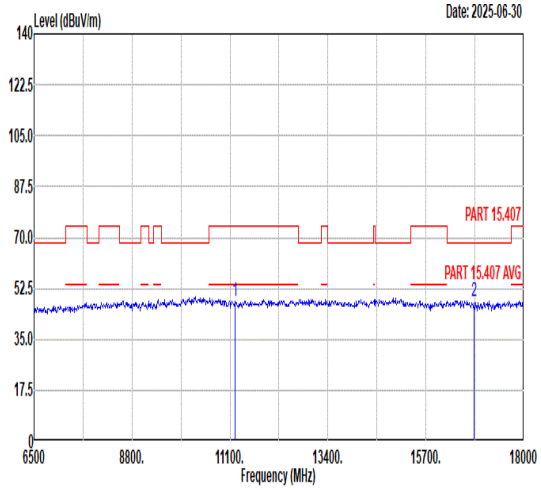 Freq Level Limit Line Margin Read Level Ant Factor Cable Loss Preamp Factor APos TPos Remark MHz dBuV/m dBuV/m dB dBuV dB/m dB dB cm deg 1 11220.00 48.04 74.00 -25.96 45.82 38.10 14.76 50.64 --- --- Peak 2 16830.00 48.17 68.30 -20.13 41.06 41.86 17.95 52.70 --- --- Peak

Mode	51	
	Band Edge - L	
	U-NII-1_5.15-5.25_802.11ax HE40_CH38_Full_5190MHz	
ANT	9	
Pol.	Horizontal	Fundamental
Peak	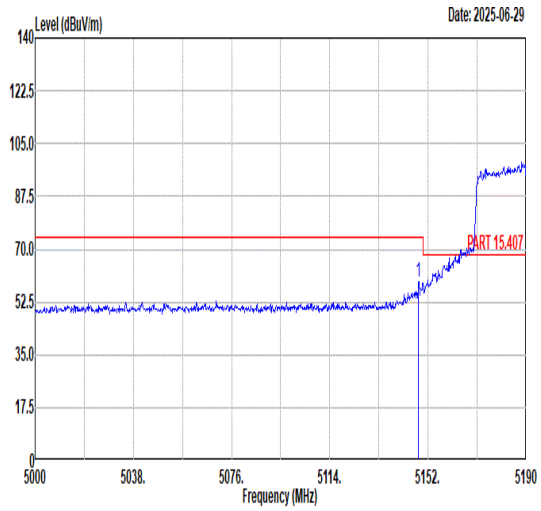 Freq Level Limit Line Margin (dB) Read Level Ant Factor Cable Loss Preamp Factor APos TPos Remark MHz dBuV/m dBuV/m dBuV dB/m dB dB cm deg 1 5148.39 59.04 74.00 -14.96 45.46 35.70 10.51 32.63 259 141 PEAK	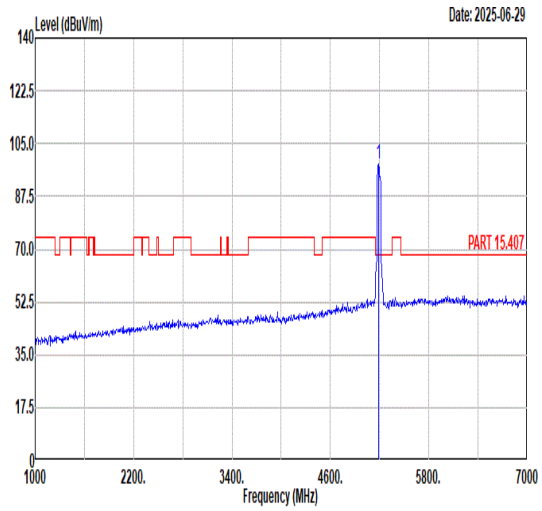 Freq Level Limit Line Margin (dB) Read Level Ant Factor Cable Loss Preamp Factor APos TPos Remark MHz dBuV/m dBuV/m dBuV dB/m dB dB cm deg 1 5190.00 98.27 ------ ------ 84.70 35.78 10.43 32.64 259 141 PEAK
Avg	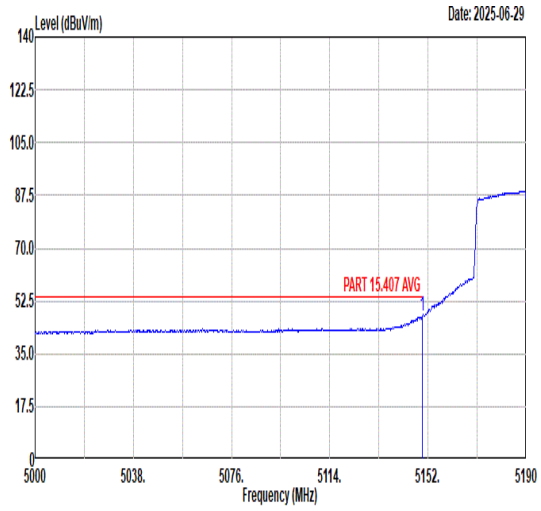 Freq Level Limit Line Margin (dB) Read Level Ant Factor Cable Loss Preamp Factor APos TPos Remark MHz dBuV/m dBuV/m dBuV dB/m dB dB cm deg 1 5149.91 47.79 54.00 -6.21 34.21 35.70 10.51 32.63 259 141 AVERAGE	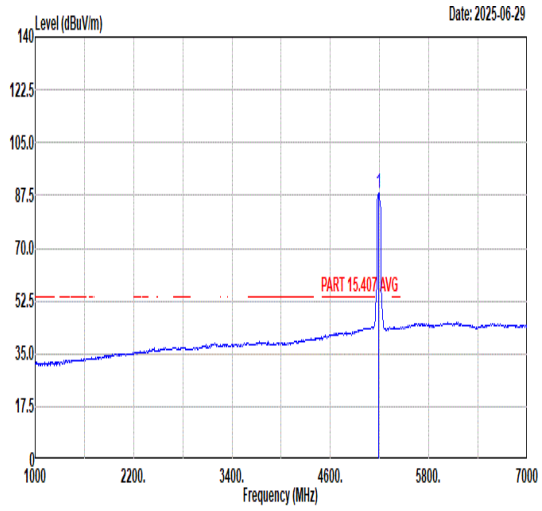 Freq Level Limit Line Margin (dB) Read Level Ant Factor Cable Loss Preamp Factor APos TPos Remark MHz dBuV/m dBuV/m dBuV dB/m dB dB cm deg 1 5190.00 88.27 ------ ------ 74.70 35.78 10.43 32.64 259 141 AVERAGE

Mode	51	
	Band Edge - R	
	U-NII-1_5.15-5.25_802.11ax HE40_CH38_Full_5190MHz	
ANT	9	
Pol.	Horizontal	Fundamental
Peak	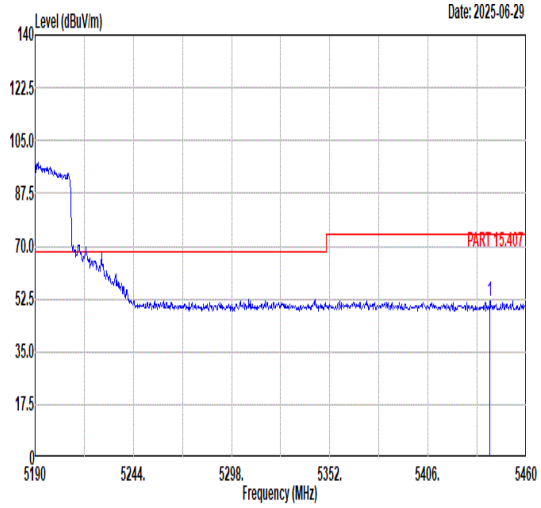 Freq Level Limit Line Margin (dB) Read Level Ant Factor Cable Loss Preamp Factor APos TPos Remark MHz dBuV/m dBuV/m dBuV dB/m dB dB cm deg 1 5440.02 51.81 74.00 -22.19 38.05 35.92 10.53 32.69 259 141 PEAK	Blank
Avg	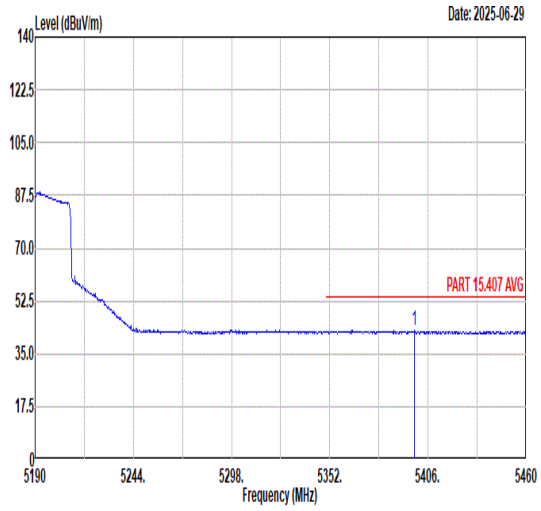 Freq Level Limit Line Margin (dB) Read Level Ant Factor Cable Loss Preamp Factor APos TPos Remark MHz dBuV/m dBuV/m dBuV dB/m dB dB cm deg 1 5398.71 42.60 54.00 -11.40 28.78 36.00 10.50 32.68 259 141 AVERAGE	Blank

Mode	51	
	Band Edge - L	
	U-NII-1_5.15-5.25_802.11ax HE40_CH38_Full_5190MHz	
ANT	9	
Pol.	Vertical	Fundamental
Peak	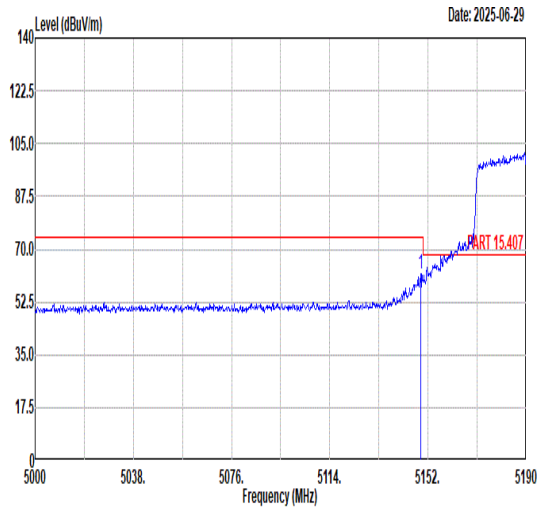 Freq Level Limit Line Margin (dB) Read Level Ant Factor Cable Loss Preamp Factor APos TPos Remark MHz dBuV/m dBuV/m dBuV dB/m dB dB cm deg 1 5149.15 62.02 74.00 -11.98 48.44 35.70 10.51 32.63 257 308 PEAK	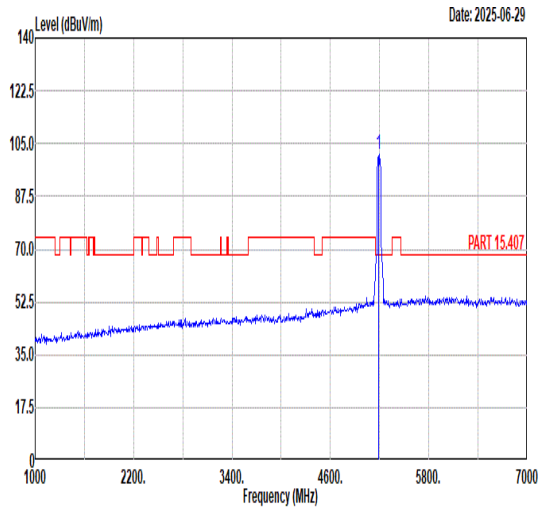 Freq Level Limit Line Margin (dB) Read Level Ant Factor Cable Loss Preamp Factor APos TPos Remark MHz dBuV/m dBuV/m dBuV dB/m dB dB cm deg 1 5190.00 101.51 ------ ------ 87.94 35.79 10.42 32.64 257 308 PEAK
Avg	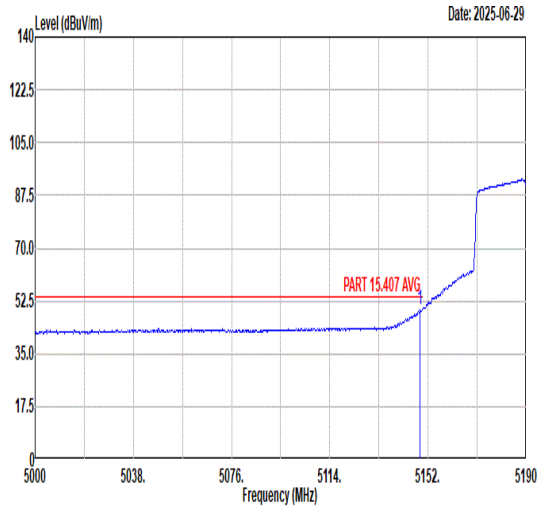 Freq Level Limit Line Margin (dB) Read Level Ant Factor Cable Loss Preamp Factor APos TPos Remark MHz dBuV/m dBuV/m dBuV dB/m dB dB cm deg 1 5148.96 49.71 54.00 -4.29 36.13 35.70 10.51 32.63 257 308 AVERAGE	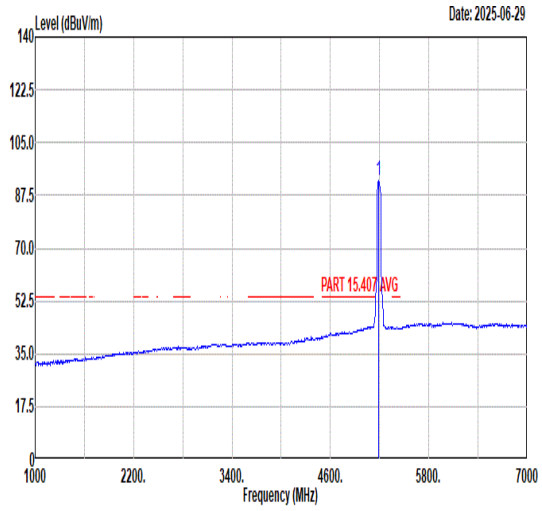 Freq Level Limit Line Margin (dB) Read Level Ant Factor Cable Loss Preamp Factor APos TPos Remark MHz dBuV/m dBuV/m dBuV dB/m dB dB cm deg 1 5190.00 92.43 ------ ------ 78.86 35.78 10.43 32.64 257 308 AVERAGE

Mode	51	
	Band Edge - R	
	U-NII-1_5.15-5.25_802.11ax HE40_CH38_Full_5190MHz	
ANT	9	
Pol.	Vertical	Fundamental
Peak	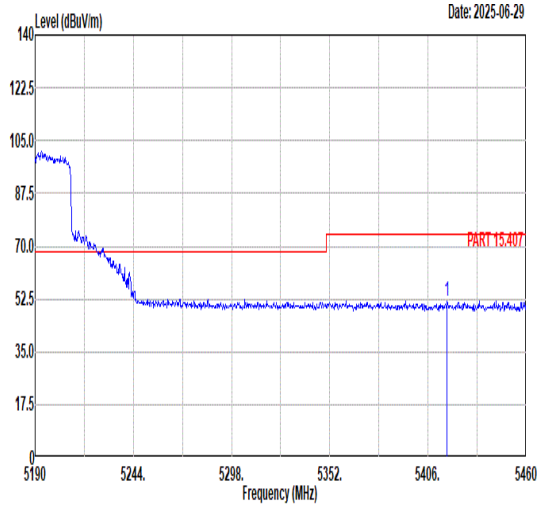 Freq Level Limit Line Margin (dB) Read Level Ant Factor Cable Loss Preamp Factor APos TPos Remark MHz dBuV/m dBuV/m dBuV dB/m dB dB cm deg 1 5416.53 51.87 74.00 -22.13 38.07 35.97 10.51 32.68 257 308 PEAK	Blank
Avg	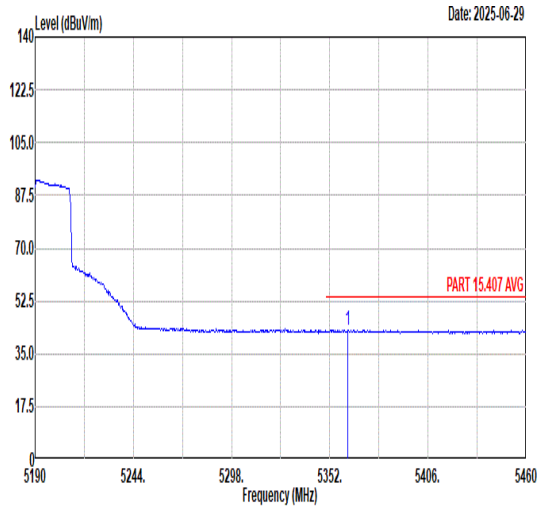 Freq Level Limit Line Margin (dB) Read Level Ant Factor Cable Loss Preamp Factor APos TPos Remark MHz dBuV/m dBuV/m dBuV dB/m dB dB cm deg 1 5361.72 42.97 54.00 -11.03 29.02 36.08 10.54 32.67 257 308 AVERAGE	Blank

Mode	51	
	Harmonic	
	U-NII-1_5.15-5.25_802.11ax HE40_CH38_Full_5190MHz	
ANT	9	
Pol.	Horizontal	Vertical
Peak Avg	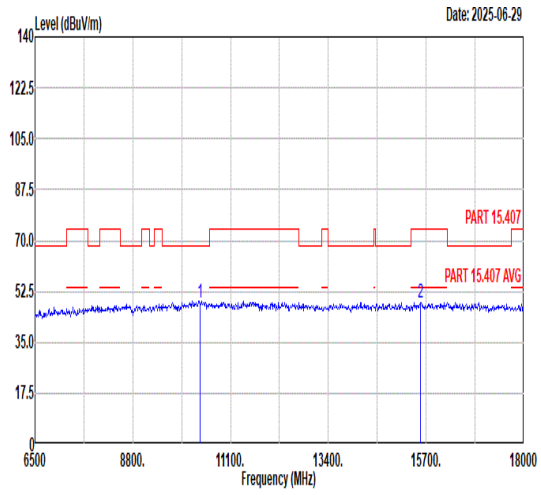 Freq Level Limit Line Margin Read Level Ant Factor Cable Loss Preamp Factor APos TPos Remark MHz dBuV/m dBuV/m dB dBuV dB/m dB dB cm deg 1 10380.00 48.66 68.30 -19.64 47.39 38.10 14.59 51.42 --- --- Peak 2 15570.00 48.78 74.00 -25.22 43.26 40.60 17.17 52.25 --- --- Peak	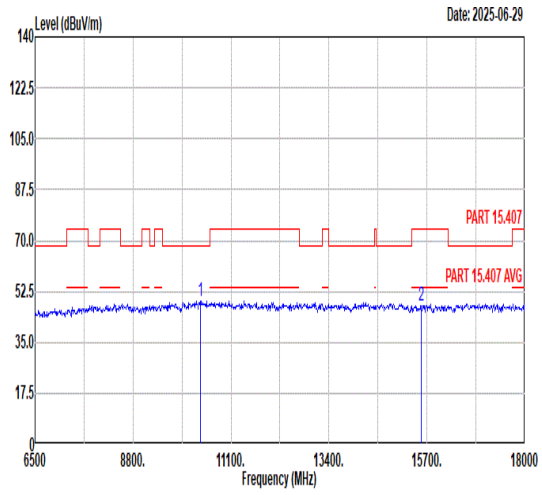 Freq Level Limit Line Margin Read Level Ant Factor Cable Loss Preamp Factor APos TPos Remark MHz dBuV/m dBuV/m dB dBuV dB/m dB dB cm deg 1 10380.00 49.03 68.30 -19.27 47.76 38.10 14.59 51.42 --- --- Peak 2 15570.00 47.57 74.00 -26.43 42.05 40.60 17.17 52.25 --- --- Peak

Mode	52	
	Harmonic	
	U-NII-1_5.15-5.25_802.11ax HE40_CH46_Full_5230MHz	
ANT	9	
Pol.	Horizontal	Vertical
Peak Avg	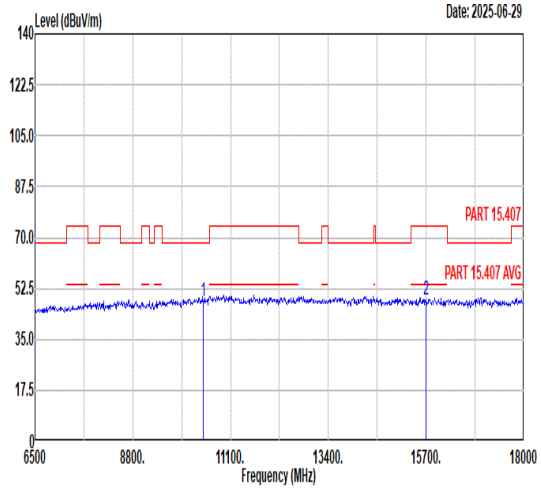 Freq Level Limit Line Margin Read Level Ant Factor Cable Loss Preamp Factor APos TPos Remark MHz dBuV/m dBuV/m dB dBuV dB/m dB dB cm deg 1 10460.00 48.29 68.30 -20.01 46.95 38.16 14.59 51.41 --- --- Peak 2 15690.00 48.62 74.00 -25.38 43.35 40.60 17.19 52.52 --- --- Peak	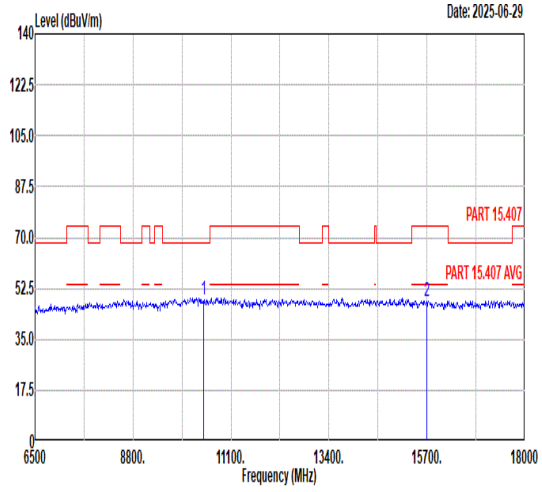 Freq Level Limit Line Margin Read Level Ant Factor Cable Loss Preamp Factor APos TPos Remark MHz dBuV/m dBuV/m dB dBuV dB/m dB dB cm deg 1 10460.00 48.37 68.30 -19.93 47.03 38.16 14.59 51.41 --- --- Peak 2 15690.00 47.97 74.00 -26.03 42.70 40.60 17.19 52.52 --- --- Peak

Mode	53	
	Harmonic	
	U-NII-2A_5.25-5.35_802.11ax HE40_CH54_Full_5270MHz	
ANT	9	
Pol.	Horizontal	Vertical
Peak Avg	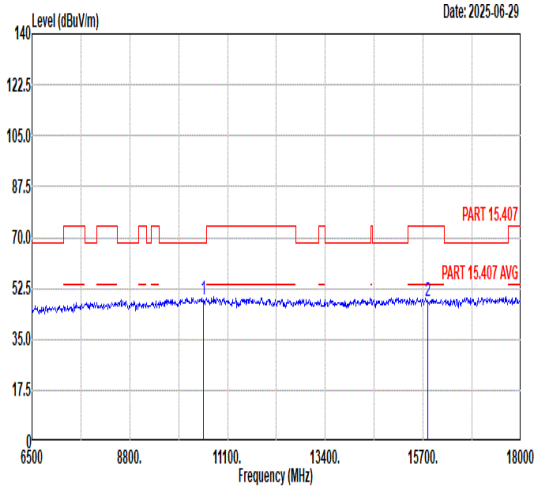 Freq Level Limit Line Margin Read Level Ant Factor Cable Loss Preamp Factor APos TPos Remark MHz dBuV/m dBuV/m dB dBuV dB/m dB dB cm deg 1 10540.00 48.76 68.30 -19.54 47.32 38.20 14.60 51.36 --- --- Peak 2 15810.00 48.15 74.00 -25.85 43.00 40.72 17.21 52.78 --- --- Peak	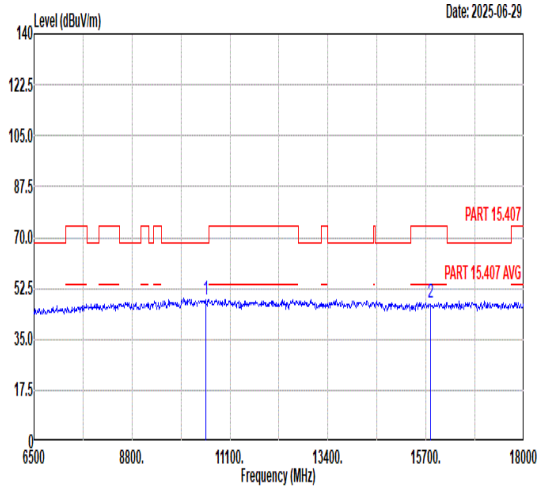 Freq Level Limit Line Margin Read Level Ant Factor Cable Loss Preamp Factor APos TPos Remark MHz dBuV/m dBuV/m dB dBuV dB/m dB dB cm deg 1 10540.00 48.46 68.30 -19.84 47.02 38.20 14.60 51.36 --- --- Peak 2 15810.00 47.81 74.00 -26.19 42.66 40.72 17.21 52.78 --- --- Peak

Mode	54	
	Band Edge - L	
	U-NII-2A_5.25-5.35_802.11ax HE40_CH62_Full_5310MHz	
ANT	9	
Pol.	Horizontal	Fundamental
Peak	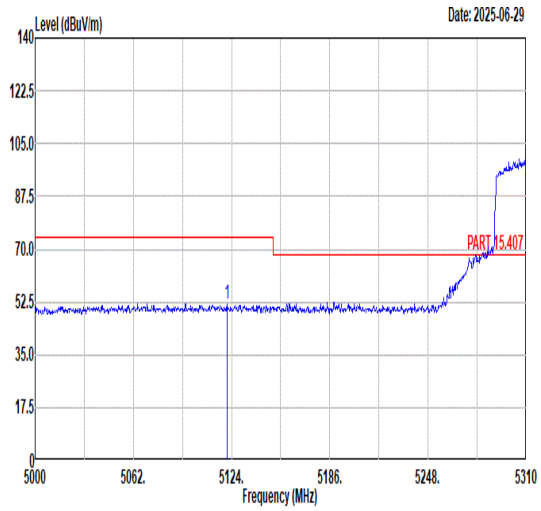 Freq Level Limit Line Margin (dB) Read Level Ant Factor Cable Loss Preamp Factor APos TPos Remark MHz dBuV/m dBuV/m dBuV dB/m dB dB cm deg 1 5121.21 51.85 74.00 -22.15 38.14 35.76 10.57 32.62 258 132 PEAK	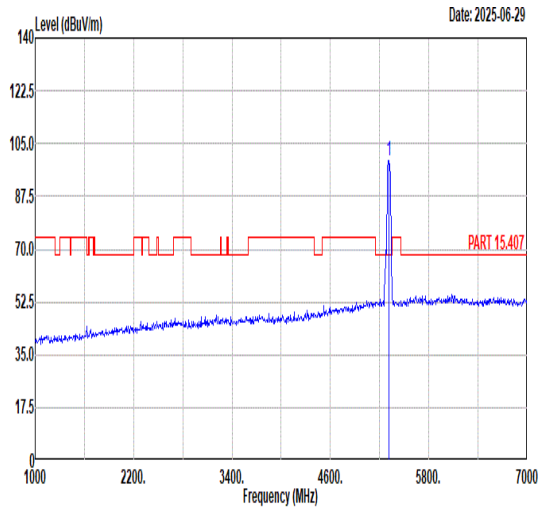 Freq Level Limit Line Margin (dB) Read Level Ant Factor Cable Loss Preamp Factor APos TPos Remark MHz dBuV/m dBuV/m dBuV dB/m dB dB cm deg 1 5310.00 99.18 ------ ------ 85.37 35.88 10.59 32.66 258 132 PEAK
Avg	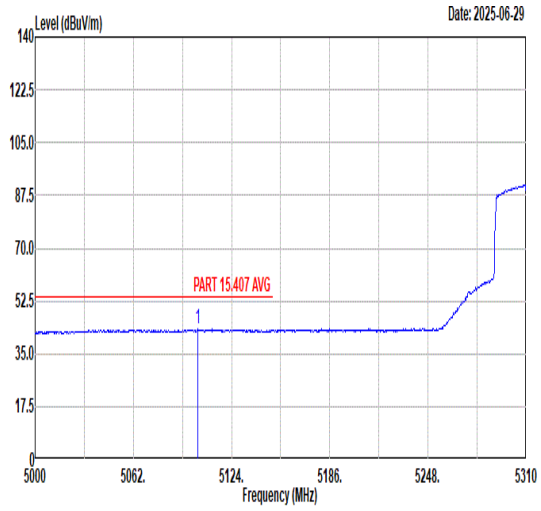 Freq Level Limit Line Margin (dB) Read Level Ant Factor Cable Loss Preamp Factor APos TPos Remark MHz dBuV/m dBuV/m dBuV dB/m dB dB cm deg 1 5102.61 43.16 54.00 -10.84 29.38 35.79 10.61 32.62 258 132 AVERAGE	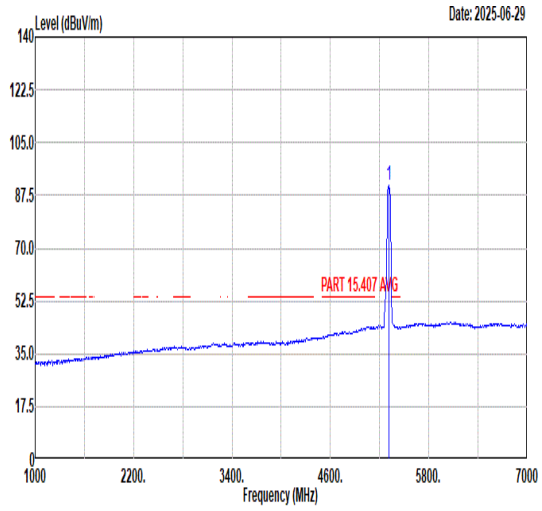 Freq Level Limit Line Margin (dB) Read Level Ant Factor Cable Loss Preamp Factor APos TPos Remark MHz dBuV/m dBuV/m dBuV dB/m dB dB cm deg 1 5310.00 90.77 ------ ------ 76.96 35.88 10.59 32.66 258 132 AVERAGE

Mode	54	
	Band Edge - R	
	U-NII-2A_5.25-5.35_802.11ax HE40_CH62_Full_5310MHz	
ANT	9	
Pol.	Horizontal	Fundamental
Peak	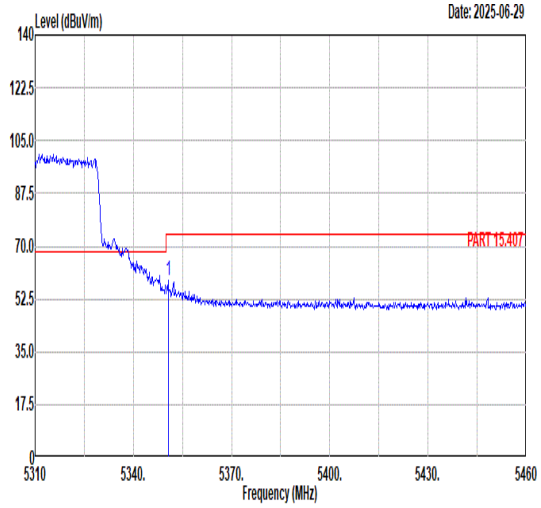 Freq Level Limit Line Margin (dB) Read Level Ant Factor Cable Loss Preamp Factor APos TPos Remark MHz dBuV/m dBuV/m dBuV dB/m dB dB cm deg 1 5350.65 58.50 74.00 -15.50 44.52 36.10 10.55 32.67 258 132 PEAK	Blank
Avg	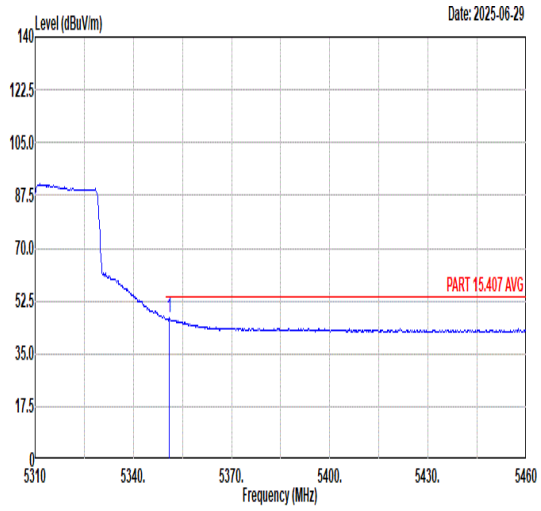 Freq Level Limit Line Margin (dB) Read Level Ant Factor Cable Loss Preamp Factor APos TPos Remark MHz dBuV/m dBuV/m dBuV dB/m dB dB cm deg 1 5350.95 47.24 54.00 -6.76 33.26 36.10 10.55 32.67 258 132 AVERAGE	Blank

Mode	54	
	Band Edge - L	
	U-NII-2A_5.25-5.35_802.11ax HE40_CH62_Full_5310MHz	
ANT	9	
Pol.	Vertical	Fundamental
Peak	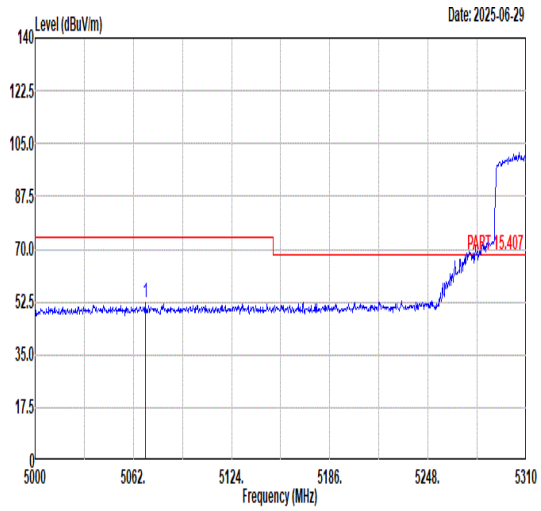 Freq Level Limit Line Margin (dB) Read Level Ant Factor Cable Loss Preamp Factor APos TPos Remark 1 5069.75 52.31 74.00 -21.69 38.57 35.80 10.55 32.61 241 306 PEAK	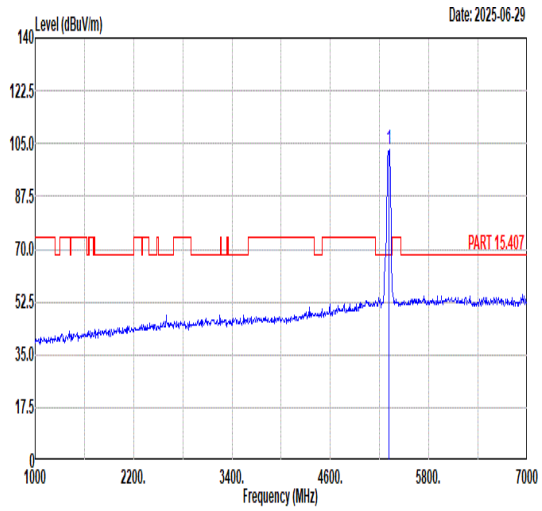 Freq Level Limit Line Margin (dB) Read Level Ant Factor Cable Loss Preamp Factor APos TPos Remark 1 5310.00 102.96 ------ ------ 89.12 35.92 10.58 32.66 241 306 PEAK
Avg	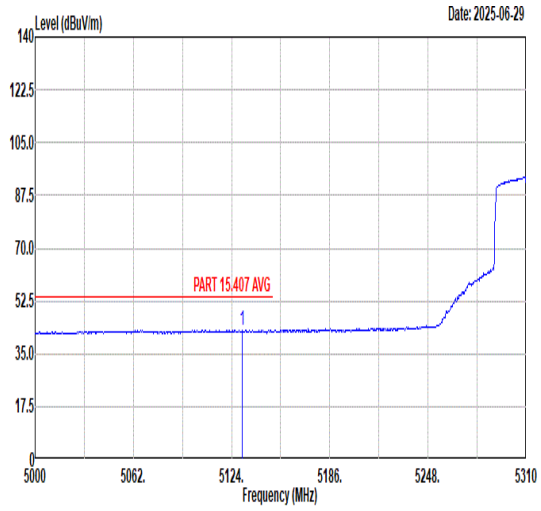 Freq Level Limit Line Margin (dB) Read Level Ant Factor Cable Loss Preamp Factor APos TPos Remark 1 5130.82 42.95 54.00 -11.05 29.29 35.74 10.55 32.63 241 306 AVERAGE	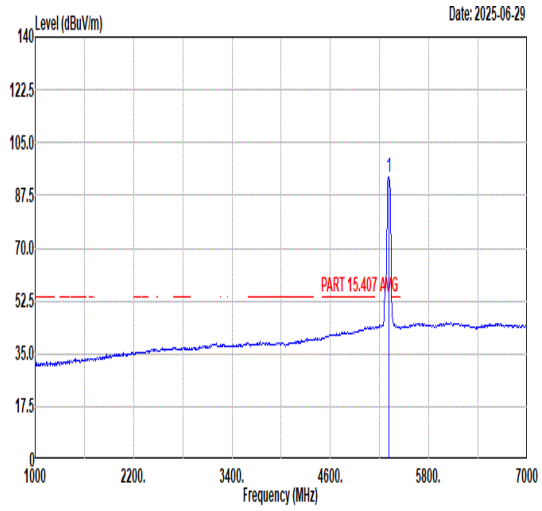 Freq Level Limit Line Margin (dB) Read Level Ant Factor Cable Loss Preamp Factor APos TPos Remark 1 5310.00 93.66 ------ ------ 79.85 35.88 10.59 32.66 241 306 AVERAGE

Mode	54	
	Band Edge - R	
	U-NII-2A_5.25-5.35_802.11ax HE40_CH62_Full_5310MHz	
ANT	9	
Pol.	Vertical	Fundamental
Peak	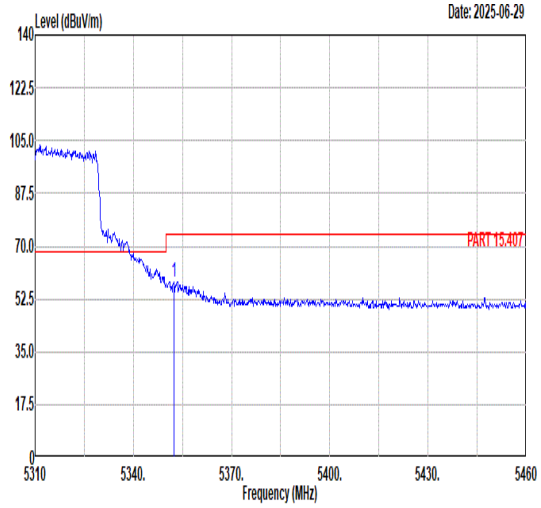 Freq Level Limit Line Margin (dB) Read Level Ant Factor Cable Loss Preamp Factor APos TPos Remark MHz dBuV/m dBuV/m dBuV dB/m dB dB cm deg 1 5352.30 58.26 74.00 -15.74 44.28 36.10 10.55 32.67 241 306 PEAK	Blank
Avg	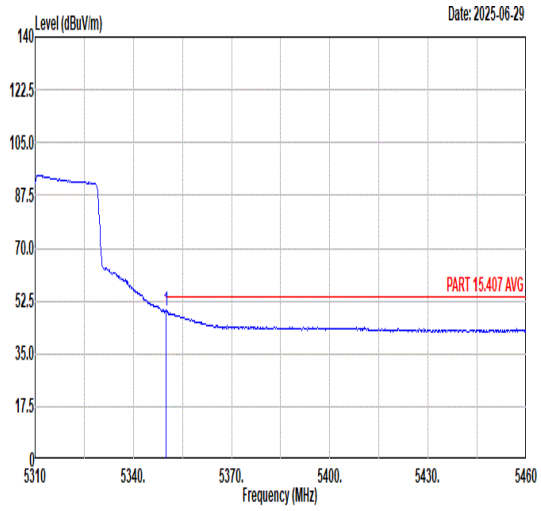 Freq Level Limit Line Margin (dB) Read Level Ant Factor Cable Loss Preamp Factor APos TPos Remark MHz dBuV/m dBuV/m dBuV dB/m dB dB cm deg 1 5350.05 49.35 54.00 -4.65 35.37 36.10 10.55 32.67 241 306 AVERAGE	Blank

Mode	54	
	Harmonic	
	U-NII-2A_5.25-5.35_802.11ax HE40_CH62_Full_5310MHz	
ANT	9	
Pol.	Horizontal	Vertical
Peak Avg	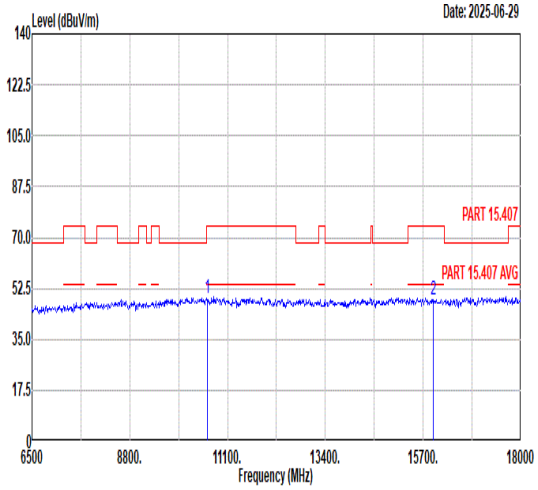 Freq Level Limit Line Margin Read Level Ant Factor Cable Loss Preamp Factor APos TPos Remark MHz dBuV/m dBuV/m dB dBuV dB/m dB dB cm deg 1 10620.00 49.07 74.00 -24.93 47.57 38.18 14.60 51.28 --- --- Peak 2 15930.00 48.46 74.00 -25.54 43.33 40.96 17.22 53.05 --- --- Peak	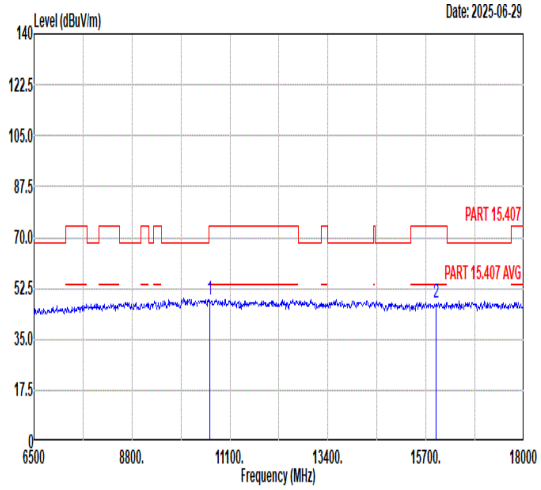 Freq Level Limit Line Margin Read Level Ant Factor Cable Loss Preamp Factor APos TPos Remark MHz dBuV/m dBuV/m dB dBuV dB/m dB dB cm deg 1 10620.00 48.42 74.00 -25.58 46.92 38.18 14.60 51.28 --- --- Peak 2 15930.00 47.66 74.00 -26.34 42.53 40.96 17.22 53.05 --- --- Peak

Mode	55
	Band Edge - L
	U-NII-2C_5.47-5.725_802.11ax HE40_CH102_Full_5510MHz
ANT	9

Pol.	Horizontal	Fundamental
Peak	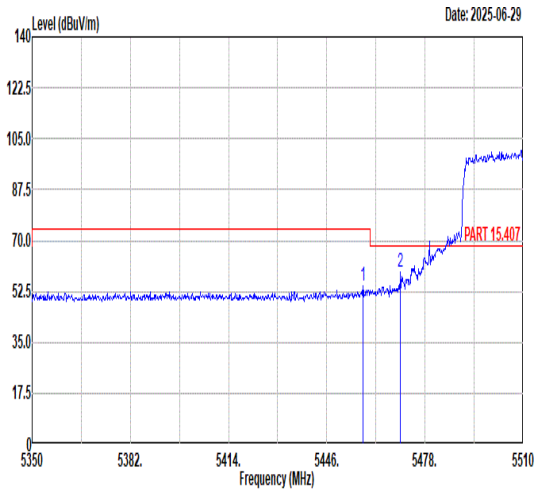 Freq Level Limit Line Margin (dB) Read Level Ant Factor Cable Loss Preamp Factor APos TPos Remark 1 5457.68 54.31 74.00 -19.69 40.53 35.93 10.54 32.69 256 130 PEAK 2 5470.00 59.20 68.30 -9.10 45.36 35.98 10.55 32.69 256 130 PEAK	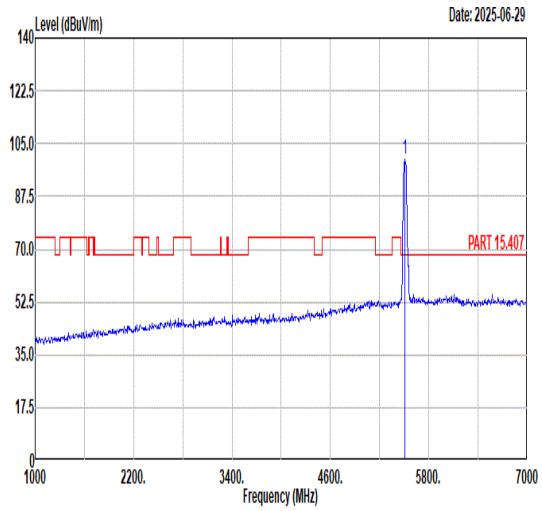 Freq Level Limit Line Margin (dB) Read Level Ant Factor Cable Loss Preamp Factor APos TPos Remark 1 5510.00 99.69 ------ ------ 85.70 36.11 10.58 32.70 256 130 PEAK
Avg	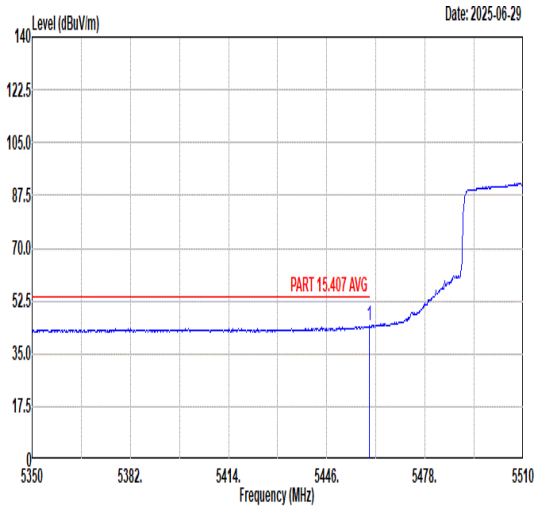 Freq Level Limit Line Margin (dB) Read Level Ant Factor Cable Loss Preamp Factor APos TPos Remark 1 5459.76 44.27 54.00 -9.73 30.48 35.94 10.54 32.69 256 130 AVERAGE	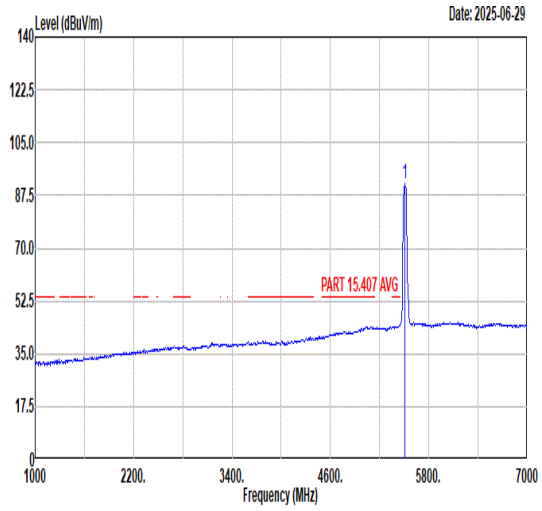 Freq Level Limit Line Margin (dB) Read Level Ant Factor Cable Loss Preamp Factor APos TPos Remark 1 5510.00 91.24 ------ ------ 77.23 36.12 10.59 32.70 256 130 AVERAGE

Mode	55	
	Band Edge - R	
	U-NII-2C_5.47-5.725_802.11ax HE40_CH102_Full_5510MHz	
ANT	9	
Pol.	Horizontal	Fundamental
Peak	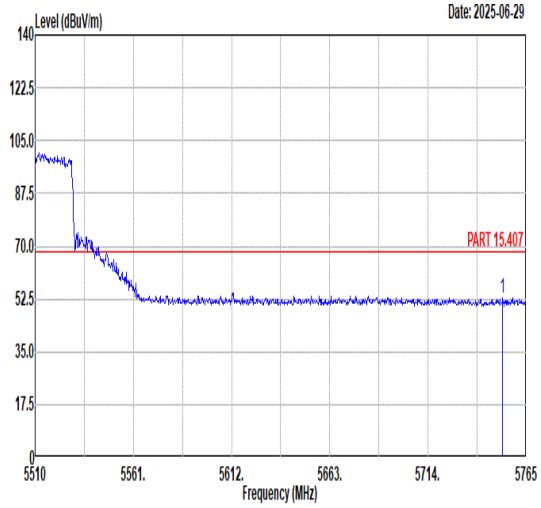 Freq Level Limit Line Margin (dB) Read Level Ant Factor Cable Loss Preamp Factor APos TPos Remark MHz dBuV/m dBuV/m dBuV dB/m dB dB cm deg 1 5752.76 53.03 68.30 -15.27 38.29 36.69 10.85 32.80 256 130 PEAK	Blank

Mode	55
	Band Edge - L
	U-NII-2C_5.47-5.725_802.11ax HE40_CH102_Full_5510MHz
ANT	9

Pol.	Vertical	Fundamental
Peak	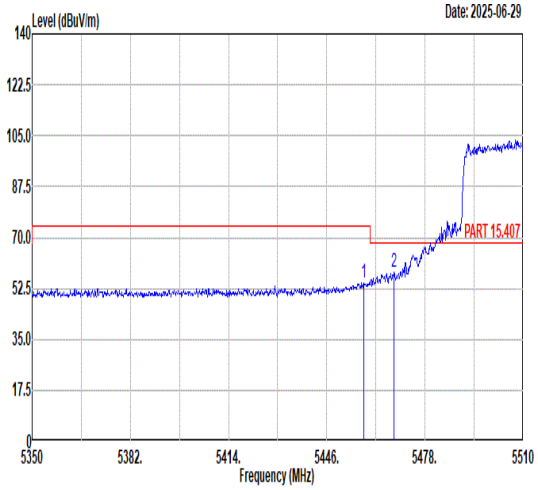 Freq Level Limit Line Margin (dB) Read Level Ant Factor Cable Loss Preamp Factor APos TPos Remark 1 5458.16 54.58 74.00 -19.42 40.80 35.93 10.54 32.69 256 308 PEAK 2 5467.92 58.13 68.30 -10.17 44.30 35.97 10.55 32.69 256 308 PEAK	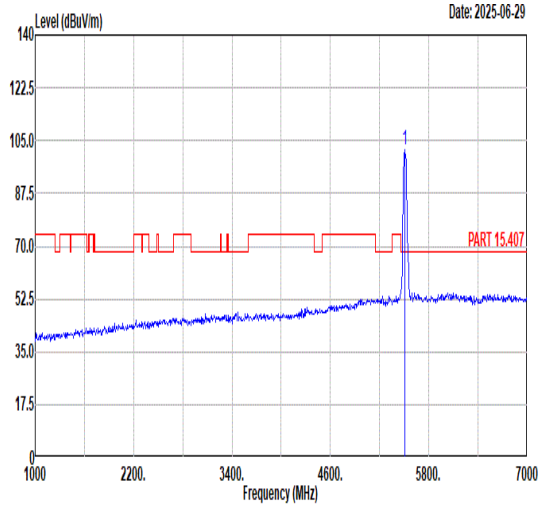 Freq Level Limit Line Margin (dB) Read Level Ant Factor Cable Loss Preamp Factor APos TPos Remark 1 5510.00 101.91 ------ ------ 87.90 36.12 10.59 32.70 256 308 PEAK
Avg	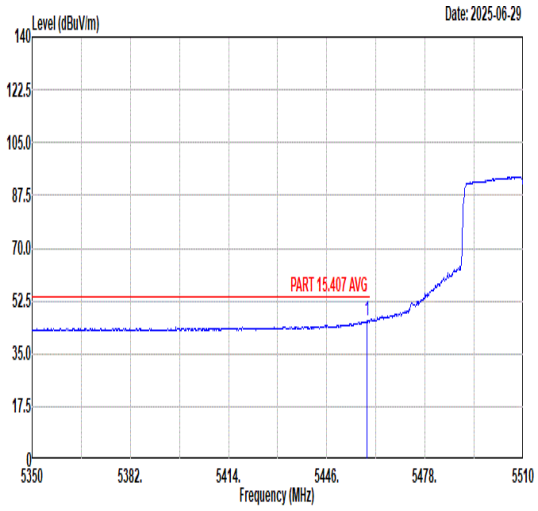 Freq Level Limit Line Margin (dB) Read Level Ant Factor Cable Loss Preamp Factor APos TPos Remark 1 5459.12 46.00 54.00 -8.00 32.21 35.94 10.54 32.69 256 308 AVERAGE	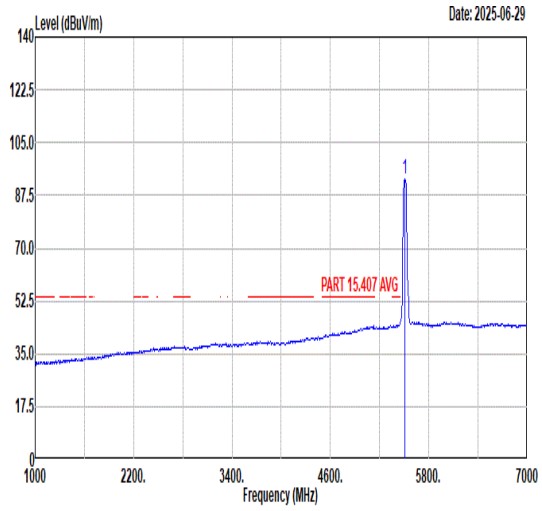 Freq Level Limit Line Margin (dB) Read Level Ant Factor Cable Loss Preamp Factor APos TPos Remark 1 5510.00 93.07 ------ ------ 79.08 36.11 10.58 32.70 256 308 AVERAGE

Mode	55	
	Band Edge - R	
	U-NII-2C_5.47-5.725_802.11ax HE40_CH102_Full_5510MHz	
ANT	9	
Pol.	Vertical	Fundamental
Peak	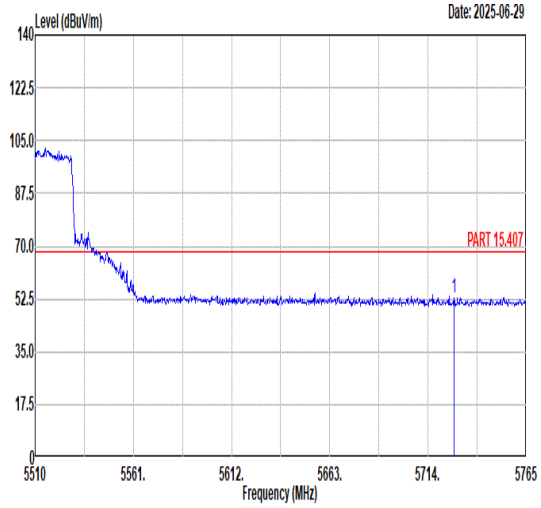 Freq Level Limit Line Margin (dB) Read Level Ant Factor Cable Loss Preamp Factor APos TPos Remark MHz dBuV/m dBuV/m dBuV dB/m dB dB cm deg 1 5727.52 52.88 68.30 -15.42 38.14 36.66 10.87 32.79 256 308 PEAK	Blank

Mode	55	
	Harmonic	
	U-NII-2C_5.47-5.725_802.11ax HE40_CH102_Full_5510MHz	
ANT	9	
Pol.	Horizontal	Vertical
Peak Avg	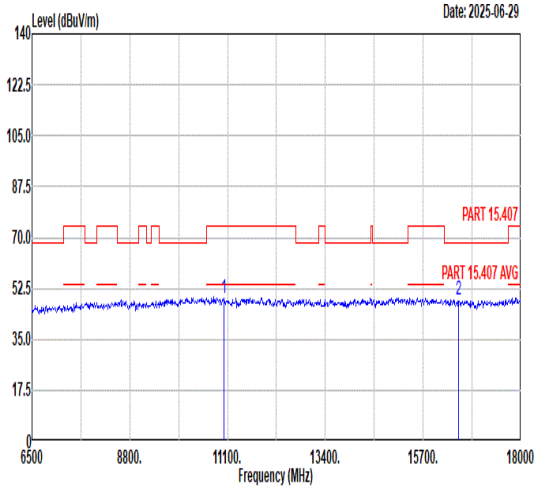 Freq Level Limit Line Margin Read Level Ant Factor Cable Loss Preamp Factor APos TPos Remark MHz dBuV/m dBuV/m dB dBuV dB/m dB dB cm deg 1 11020.00 48.98 74.00 -25.02 47.23 38.00 14.63 50.88 --- --- Peak 2 16530.00 48.38 68.30 -19.92 42.52 41.23 17.69 53.06 --- --- Peak	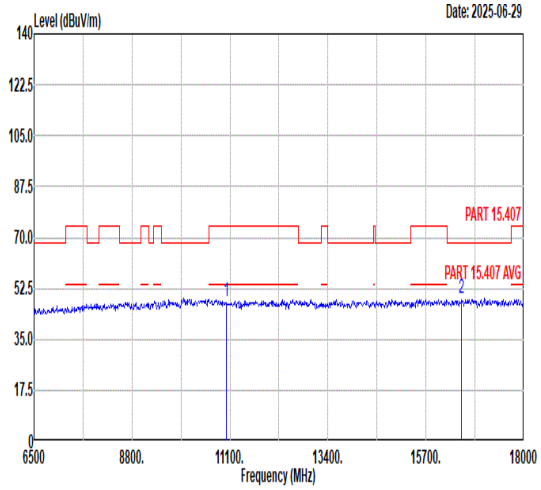 Freq Level Limit Line Margin Read Level Ant Factor Cable Loss Preamp Factor APos TPos Remark MHz dBuV/m dBuV/m dB dBuV dB/m dB dB cm deg 1 11020.00 48.20 74.00 -25.80 46.45 38.00 14.63 50.88 --- --- Peak 2 16530.00 48.89 68.30 -19.41 43.03 41.23 17.69 53.06 --- --- Peak

Mode	56	
	Harmonic	
	U-NII-2C_5.47-5.725_802.11ax HE40_CH110_Full_5550MHz	
ANT	9	
Pol.	Horizontal	Vertical
Peak Avg	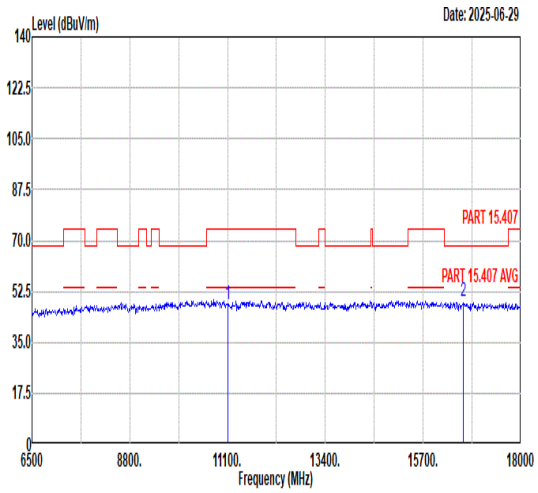 Freq Level Limit Line Margin Read Level Ant Factor Cable Loss Preamp Factor APos TPos Remark MHz dBuV/m dBuV/m dB dBuV dB/m dB dB cm deg 1 11100.00 48.21 74.00 -25.79 46.31 38.00 14.68 50.78 --- --- Peak 2 16650.00 49.08 68.30 -19.22 42.86 41.35 17.79 52.92 --- --- Peak	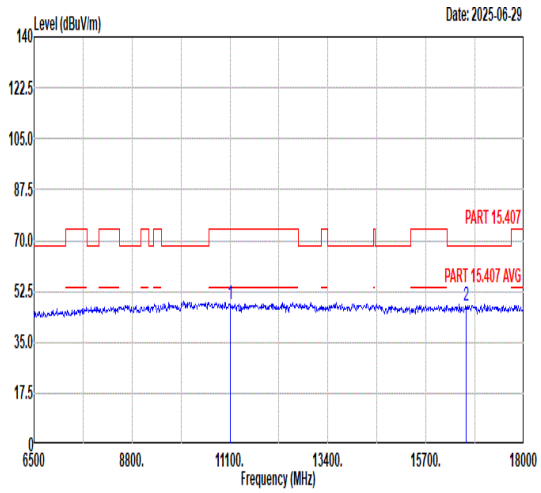 Freq Level Limit Line Margin Read Level Ant Factor Cable Loss Preamp Factor APos TPos Remark MHz dBuV/m dBuV/m dB dBuV dB/m dB dB cm deg 1 11100.00 48.19 74.00 -25.81 46.29 38.00 14.68 50.78 --- --- Peak 2 16650.00 47.78 68.30 -20.52 41.56 41.35 17.79 52.92 --- --- Peak

Mode	57
	Band Edge - L
	U-NII-2C_5.47-5.725_802.11ax HE40_CH134_Full_5670MHz
ANT	9

Pol.	Horizontal	Fundamental
Peak	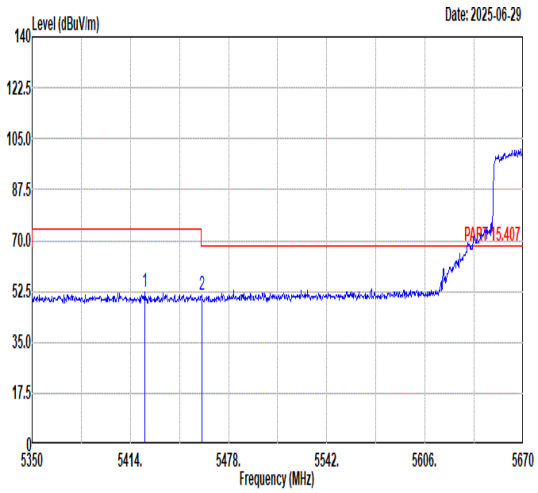 Freq Level Limit Line Margin (dB) Read Level Ant Factor Cable Loss Preamp Factor APos TPos Remark 1 5423.60 52.20 74.00 -21.80 38.41 35.95 10.52 32.68 246 130 PEAK 2 5460.40 50.98 68.30 -17.32 37.18 35.94 10.55 32.69 246 130 PEAK	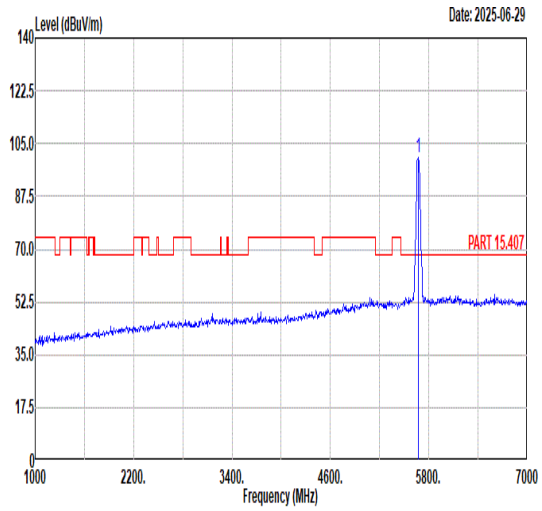 Freq Level Limit Line Margin (dB) Read Level Ant Factor Cable Loss Preamp Factor APos TPos Remark 1 5670.00 100.55 ------ ------ 85.93 36.54 10.85 32.77 246 130 PEAK
Avg	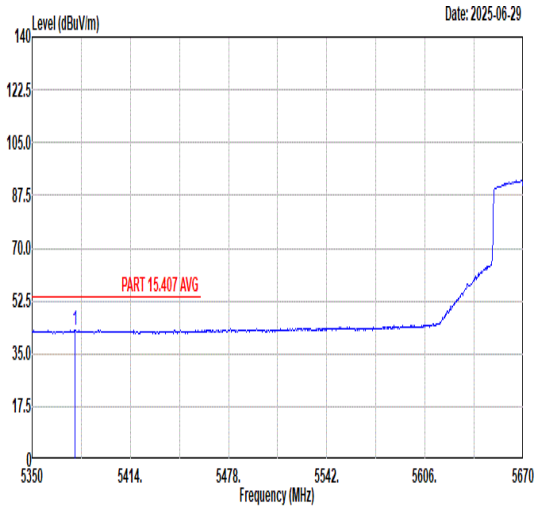 Freq Level Limit Line Margin (dB) Read Level Ant Factor Cable Loss Preamp Factor APos TPos Remark 1 5378.16 42.91 54.00 -11.09 29.03 36.04 10.52 32.68 246 130 AVERAGE	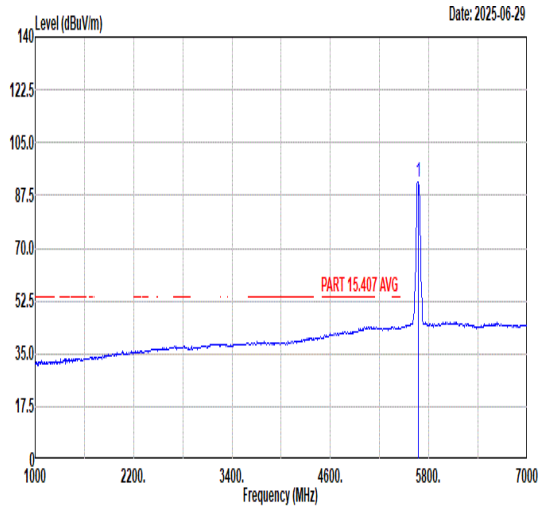 Freq Level Limit Line Margin (dB) Read Level Ant Factor Cable Loss Preamp Factor APos TPos Remark 1 5670.00 92.01 ------ ------ 77.39 36.54 10.85 32.77 246 130 AVERAGE

Mode	57	
	Band Edge - R	
	U-NII-2C_5.47-5.725_802.11ax HE40_CH134_Full_5670MHz	
ANT	9	
Pol.	Horizontal	Fundamental
Peak	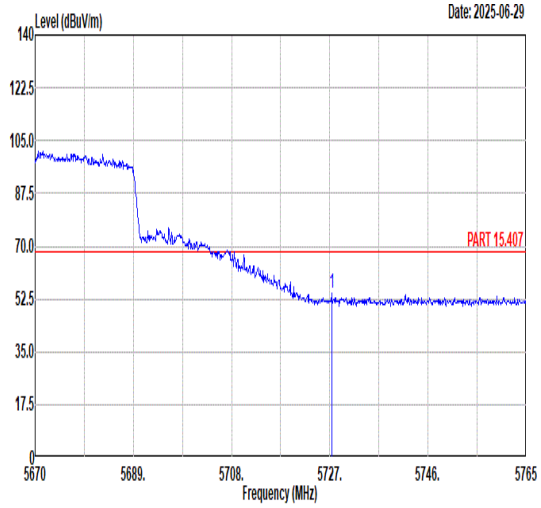 Freq Level Limit Line Margin (dB) Read Level Ant Factor Cable Loss Preamp Factor APos TPos Remark MHz dBuV/m dBuV/m dBuV dB/m dB dB cm deg 1 5727.38 54.23 68.30 -14.07 39.50 36.65 10.87 32.79 246 130 PEAK	Blank

Mode	57
	Band Edge - L
	U-NII-2C_5.47-5.725_802.11ax HE40_CH134_Full_5670MHz
ANT	9

Pol.	Vertical	Fundamental
Peak	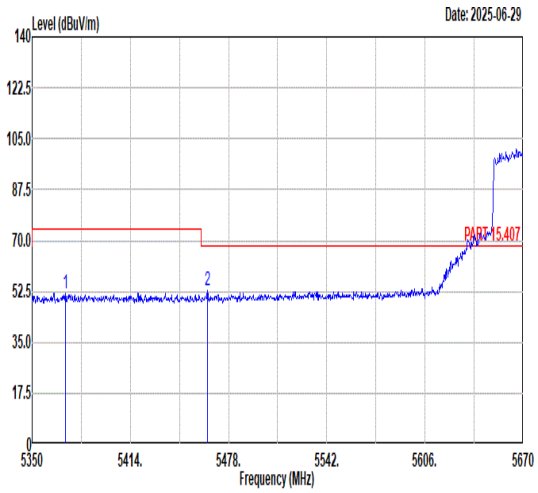 Freq Level Limit Line Margin (dB) Read Level Ant Factor Cable Loss Preamp Factor APos TPos Remark 1 5371.76 51.87 74.00 -22.13 37.95 36.06 10.53 32.67 241 297 PEAK 2 5464.24 52.65 68.30 -15.65 38.83 35.96 10.55 32.69 241 297 PEAK	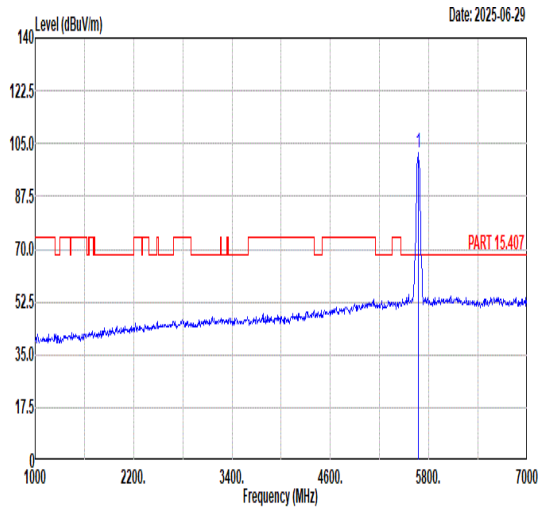 Freq Level Limit Line Margin (dB) Read Level Ant Factor Cable Loss Preamp Factor APos TPos Remark 1 5670.00 101.98 ------ ------ 87.36 36.54 10.85 32.77 241 297 PEAK
Avg	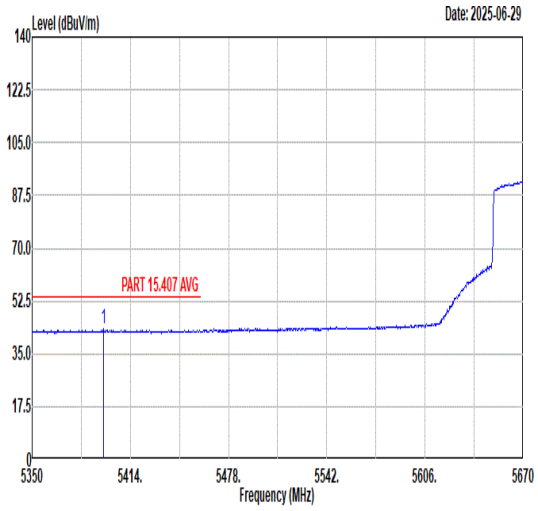 Freq Level Limit Line Margin (dB) Read Level Ant Factor Cable Loss Preamp Factor APos TPos Remark 1 5396.40 43.09 54.00 -10.91 29.25 36.01 10.51 32.68 241 297 AVERAGE	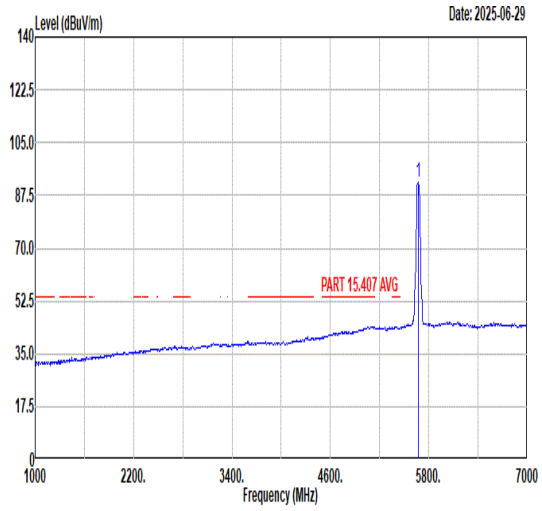 Freq Level Limit Line Margin (dB) Read Level Ant Factor Cable Loss Preamp Factor APos TPos Remark 1 5670.00 91.94 ------ ------ 77.32 36.54 10.85 32.77 241 297 AVERAGE

Mode	57	
	Band Edge - R	
	U-NII-2C_5.47-5.725_802.11ax HE40_CH134_Full_5670MHz	
ANT	9	
Pol.	Vertical	Fundamental
Peak	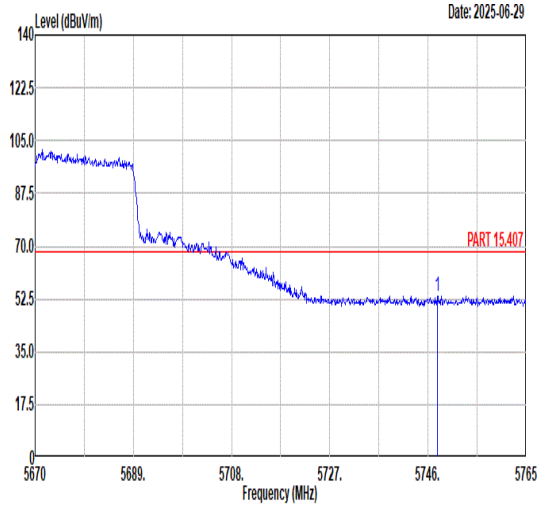 Freq Level Limit Line Margin (dB) Read Level Ant Factor Cable Loss Preamp Factor APos TPos Remark MHz dBuV/m dBuV/m dBuV dB/m dB dB cm deg 1 5747.81 53.49 68.30 -14.81 38.73 36.70 10.86 32.80 241 297 PEAK	Blank

Mode	57	
	Harmonic	
	U-NII-2C_5.47-5.725_802.11ax HE40_CH134_Full_5670MHz	
ANT	9	
Pol.	Horizontal	Vertical
Peak Avg	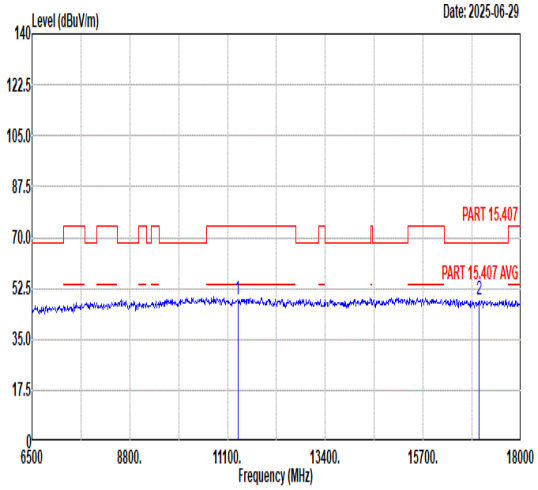 Freq Level Limit Line Margin Read Level Ant Factor Cable Loss Preamp Factor APos TPos Remark MHz dBuV/m dBuV/m dB dBuV dB/m dB dB cm deg 1 11340.00 48.59 74.00 -25.41 46.11 38.14 14.83 50.49 --- --- Peak 2 17010.00 48.55 68.30 -19.75 40.16 42.82 18.09 52.52 --- --- Peak	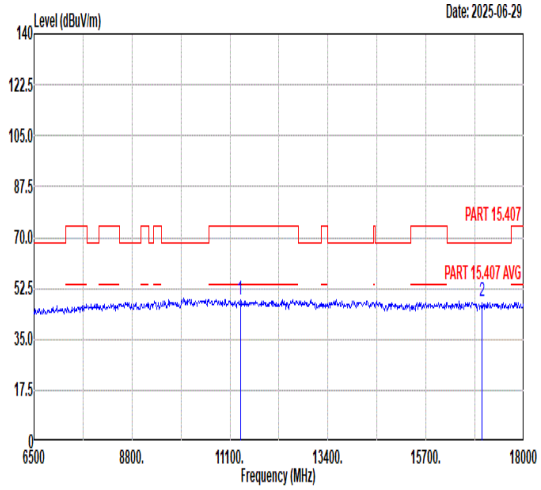 Freq Level Limit Line Margin Read Level Ant Factor Cable Loss Preamp Factor APos TPos Remark MHz dBuV/m dBuV/m dB dBuV dB/m dB dB cm deg 1 11340.00 48.38 74.00 -25.62 45.90 38.14 14.83 50.49 --- --- Peak 2 17010.00 47.85 68.30 -20.45 39.46 42.82 18.09 52.52 --- --- Peak

Mode	58	
	Band Edge - L	
	U-NII-1_5.15-5.25_802.11ax HE80_CH42_Full_5210MHz	
ANT	9	
Pol.	Horizontal	Fundamental
Peak	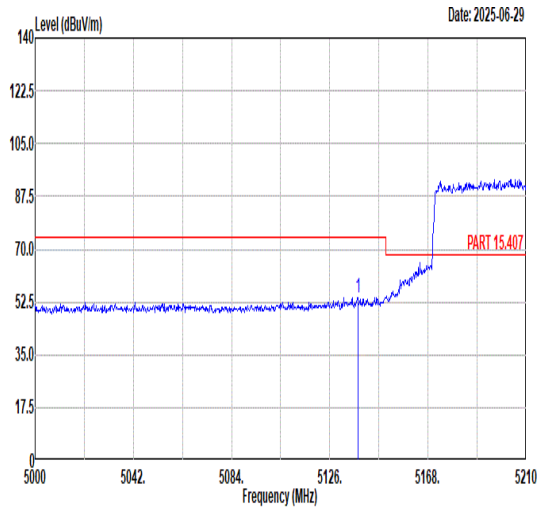 Freq Level Limit Line Margin (dB) Read Level Ant Factor Cable Loss Preamp Factor APos TPos Remark MHz dBuV/m dBuV/m dBuV dB/m dB dB cm deg 1 5137.97 54.06 74.00 -19.94 40.43 35.72 10.54 32.63 314 187 PEAK	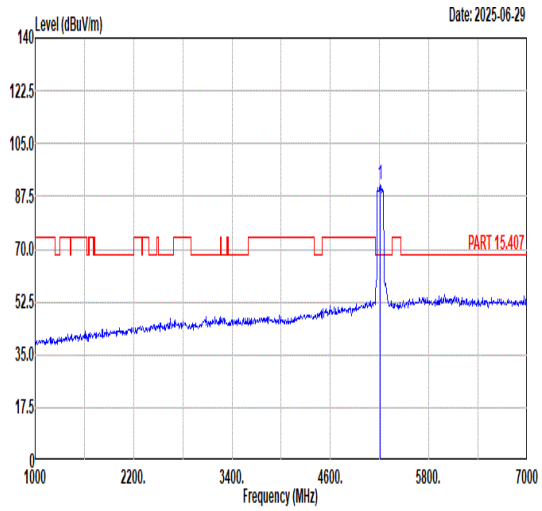 Freq Level Limit Line Margin (dB) Read Level Ant Factor Cable Loss Preamp Factor APos TPos Remark MHz dBuV/m dBuV/m dBuV dB/m dB dB cm deg 1 5210.00 91.64 ------ ------ 78.06 35.80 10.42 32.64 314 187 PEAK
Avg	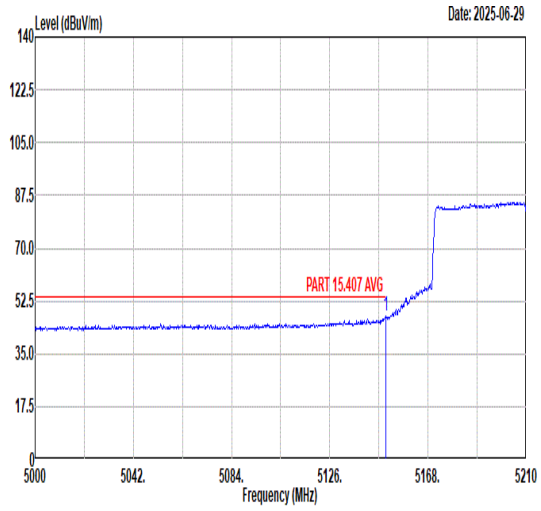 Freq Level Limit Line Margin (dB) Read Level Ant Factor Cable Loss Preamp Factor APos TPos Remark MHz dBuV/m dBuV/m dBuV dB/m dB dB cm deg 1 5149.94 47.48 54.00 -6.52 33.90 35.70 10.51 32.63 314 187 AVERAGE	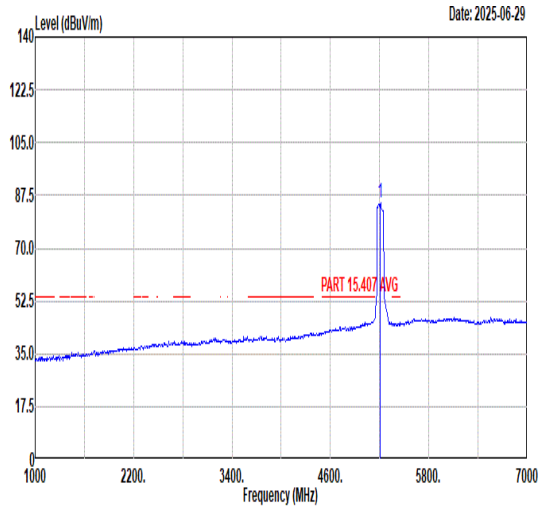 Freq Level Limit Line Margin (dB) Read Level Ant Factor Cable Loss Preamp Factor APos TPos Remark MHz dBuV/m dBuV/m dBuV dB/m dB dB cm deg 1 5210.00 84.87 ------ ------ 71.28 35.80 10.43 32.64 314 187 AVERAGE

Mode	58	
	Band Edge - R	
	U-NII-1_5.15-5.25_802.11ax HE80_CH42_Full_5210MHz	
ANT	9	
Pol.	Horizontal	Fundamental
Peak	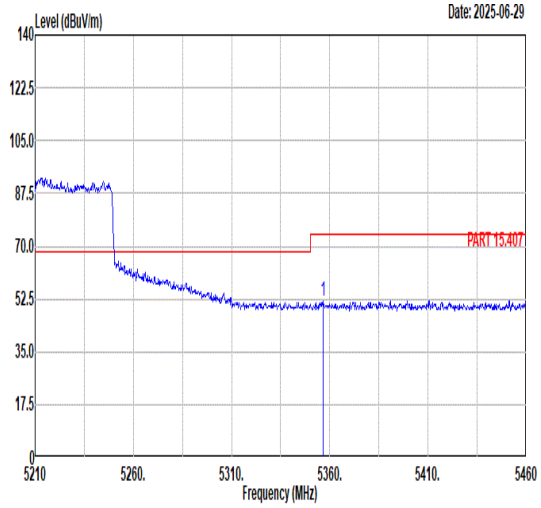 Freq Level Limit Line Margin (dB) Read Level Ant Factor Cable Loss Preamp Factor APos TPos Remark MHz dBuV/m dBuV/m dBuV dB/m dB dB cm deg 1 5356.50 51.87 74.00 -22.13 37.90 36.09 10.55 32.67 314 187 PEAK	Blank
Avg	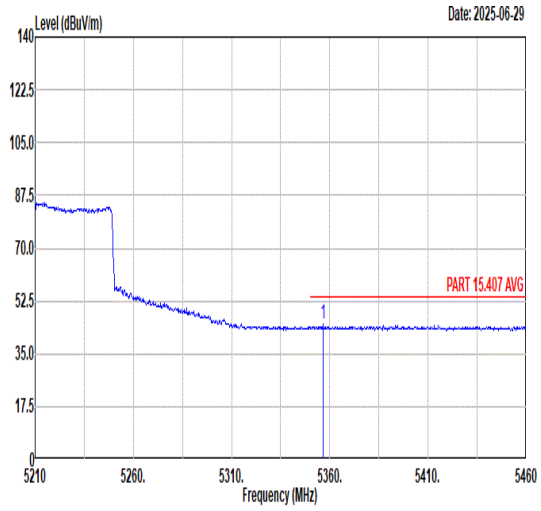 Freq Level Limit Line Margin (dB) Read Level Ant Factor Cable Loss Preamp Factor APos TPos Remark MHz dBuV/m dBuV/m dBuV dB/m dB dB cm deg 1 5356.50 44.96 54.00 -9.04 30.99 36.09 10.55 32.67 314 187 AVERAGE	Blank

Mode	58	
	Band Edge - L	
	U-NII-1_5.15-5.25_802.11ax HE80_CH42_Full_5210MHz	
ANT	9	
Pol.	Vertical	Fundamental
Peak	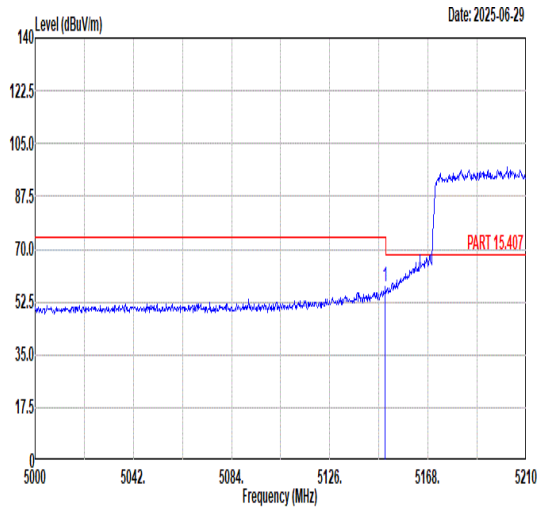 Freq Level Limit Line Margin (dB) Read Level Ant Factor Cable Loss Preamp Factor APos TPos Remark MHz dBuV/m dBuV/m dBuV dB/m dB dB cm deg 1 5149.73 57.65 74.00 -16.35 44.07 35.70 10.51 32.63 329 301 PEAK	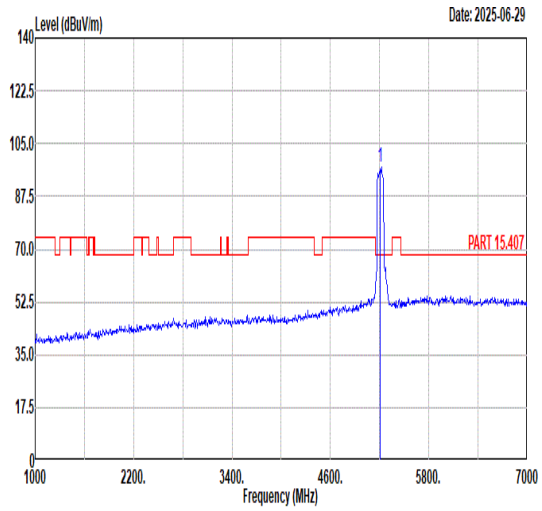 Freq Level Limit Line Margin (dB) Read Level Ant Factor Cable Loss Preamp Factor APos TPos Remark MHz dBuV/m dBuV/m dBuV dB/m dB dB cm deg 1 5210.00 97.15 ------ ------ 83.53 35.80 10.46 32.64 329 301 PEAK
Avg	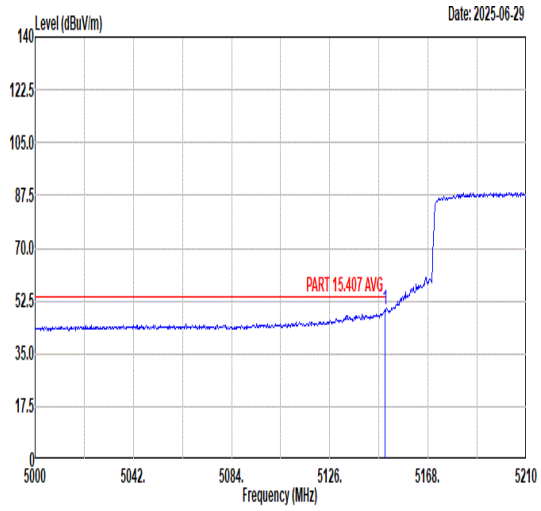 Freq Level Limit Line Margin (dB) Read Level Ant Factor Cable Loss Preamp Factor APos TPos Remark MHz dBuV/m dBuV/m dBuV dB/m dB dB cm deg 1 5149.73 49.63 54.00 -4.37 36.05 35.70 10.51 32.63 329 301 AVERAGE	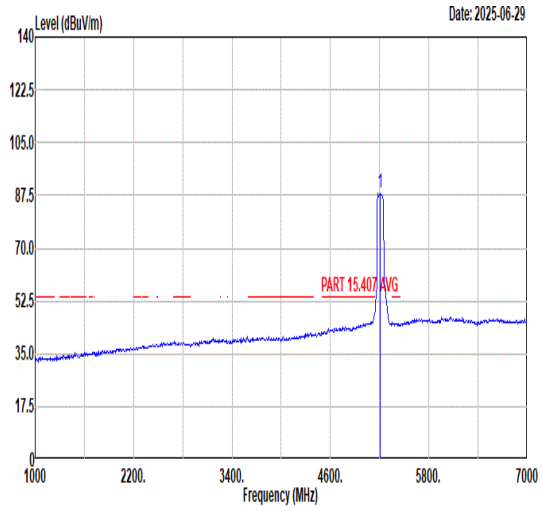 Freq Level Limit Line Margin (dB) Read Level Ant Factor Cable Loss Preamp Factor APos TPos Remark MHz dBuV/m dBuV/m dBuV dB/m dB dB cm deg 1 5210.00 88.15 ------ ------ 74.59 35.76 10.44 32.64 329 301 AVERAGE

Mode	58	
	Band Edge - R	
	U-NII-1_5.15-5.25_802.11ax HE80_CH42_Full_5210MHz	
ANT	9	
Pol.	Vertical	Fundamental
Peak	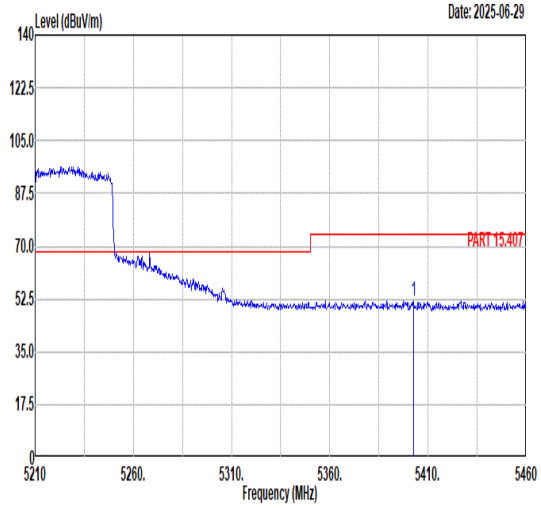 Freq Level Limit Line Margin (dB) Read Level Ant Factor Cable Loss Preamp Factor APos TPos Remark MHz dBuV/m dBuV/m dBuV dB/m dB dB cm deg 1 5402.50 51.86 74.00 -22.14 38.05 35.99 10.50 32.68 329 301 PEAK	Blank
Avg	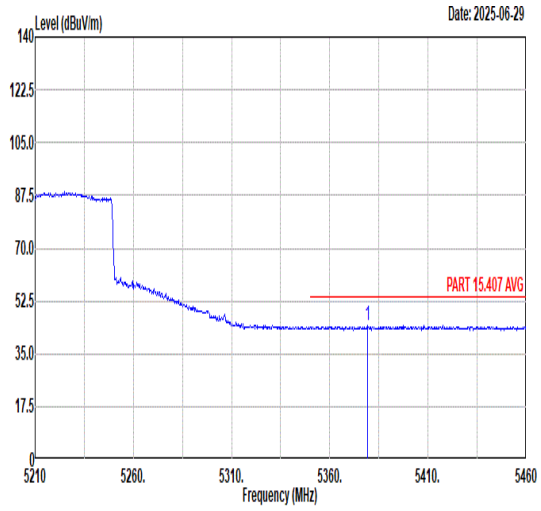 Freq Level Limit Line Margin (dB) Read Level Ant Factor Cable Loss Preamp Factor APos TPos Remark MHz dBuV/m dBuV/m dBuV dB/m dB dB cm deg 1 5379.25 44.34 54.00 -9.66 30.46 36.04 10.52 32.68 329 301 AVERAGE	Blank

Mode	58	
	Harmonic	
	U-NII-1_5.15-5.25_802.11ax HE80_CH42_Full_5210MHz	
ANT	9	
Pol.	Horizontal	Vertical
Peak Avg	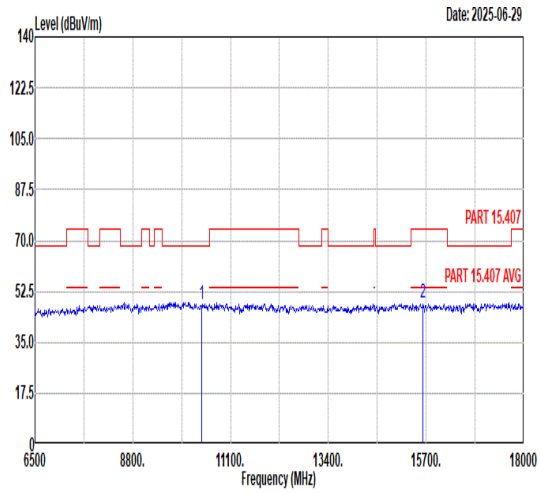 Freq Level Limit Line Margin Read Level Ant Factor Cable Loss Preamp Factor APos TPos Remark MHz dBuV/m dBuV/m dB dBuV dB/m dB dB cm deg 1 10420.00 47.86 68.30 -20.44 46.57 38.12 14.59 51.42 --- --- Peak 2 15630.00 48.80 74.00 -25.20 43.41 40.60 17.18 52.39 --- --- Peak	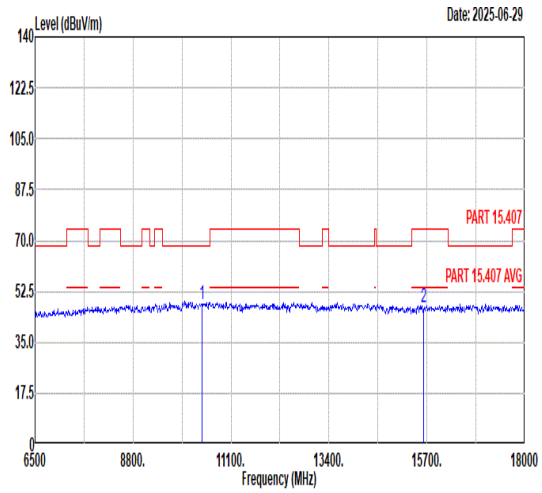 Freq Level Limit Line Margin Read Level Ant Factor Cable Loss Preamp Factor APos TPos Remark MHz dBuV/m dBuV/m dB dBuV dB/m dB dB cm deg 1 10420.00 48.22 68.30 -20.08 46.93 38.12 14.59 51.42 --- --- Peak 2 15630.00 46.88 74.00 -27.12 41.49 40.60 17.18 52.39 --- --- Peak

Mode	59	
	Band Edge - L	
	U-NII-2A_5.25-5.35_802.11ax HE80_CH58_Full_5290MHz	
ANT	9	
Pol.	Horizontal	Fundamental
Peak	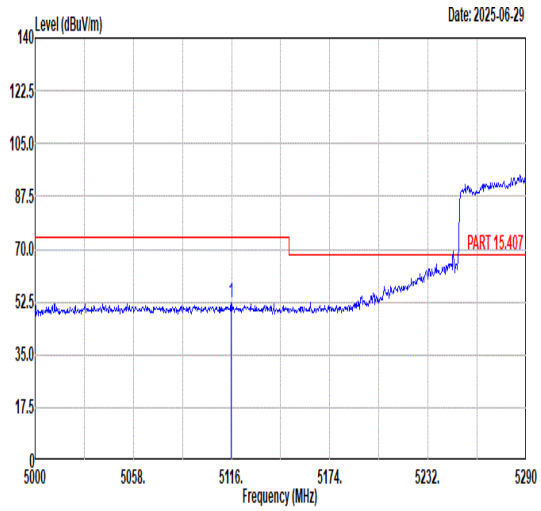 Freq Level Limit Line Margin (dB) Read Level Ant Factor Cable Loss Preamp Factor APos TPos Remark 1 5115.71 52.47 74.00 -21.53 38.74 35.77 10.58 32.62 113 227 PEAK	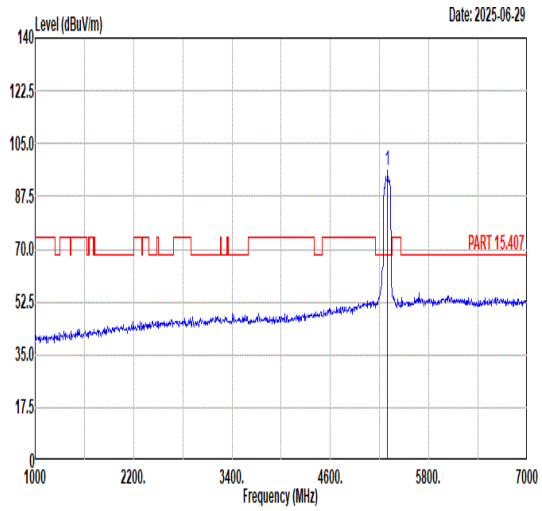 Freq Level Limit Line Margin (dB) Read Level Ant Factor Cable Loss Preamp Factor APos TPos Remark 1 5290.00 96.21 ------ ------ 82.48 35.80 10.59 32.66 113 227 PEAK
Avg	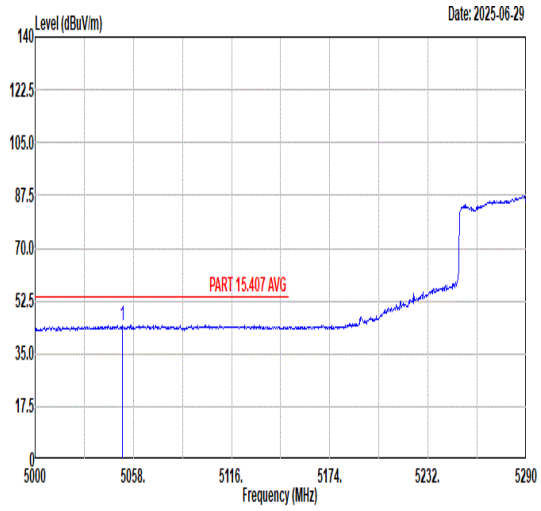 Freq Level Limit Line Margin (dB) Read Level Ant Factor Cable Loss Preamp Factor APos TPos Remark 1 5051.62 44.55 54.00 -9.45 30.86 35.80 10.50 32.61 113 227 AVERAGE	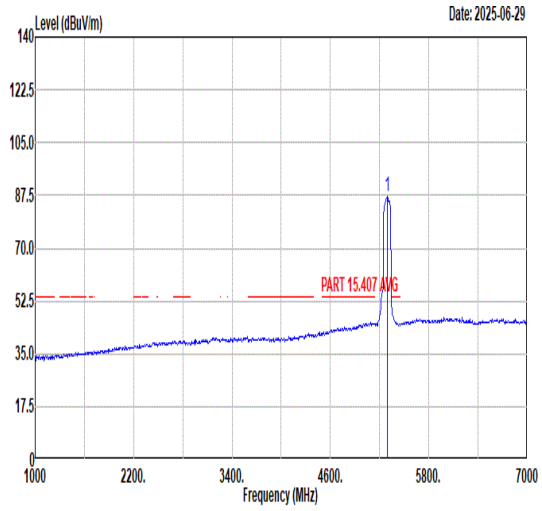 Freq Level Limit Line Margin (dB) Read Level Ant Factor Cable Loss Preamp Factor APos TPos Remark 1 5290.00 87.15 ------ ------ 73.42 35.80 10.59 32.66 113 227 AVERAGE

Mode	59	
	Band Edge - R	
	U-NII-2A_5.25-5.35_802.11ax HE80_CH58_Full_5290MHz	
ANT	9	
Pol.	Horizontal	Fundamental
Peak	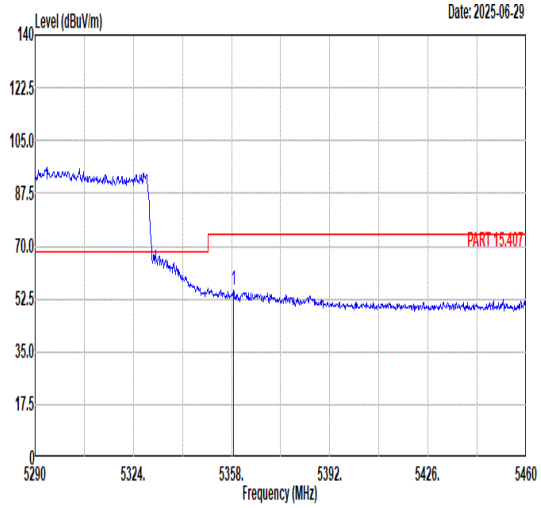 Freq Level Limit Line Margin (dB) Read Level Ant Factor Cable Loss Preamp Factor APos TPos Remark MHz dBuV/m dBuV/m dBuV dB/m dB dB cm deg 1 5358.68 55.48 74.00 -18.52 41.53 36.08 10.54 32.67 113 227 PEAK	Blank
Avg	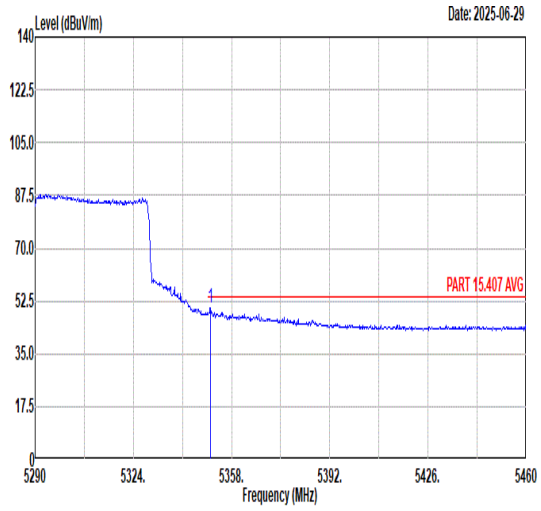 Freq Level Limit Line Margin (dB) Read Level Ant Factor Cable Loss Preamp Factor APos TPos Remark MHz dBuV/m dBuV/m dBuV dB/m dB dB cm deg 1 5350.69 50.24 54.00 -3.76 36.26 36.10 10.55 32.67 113 227 AVERAGE	Blank

Mode	59	
	Band Edge - L	
	U-NII-2A_5.25-5.35_802.11ax HE80_CH58_Full_5290MHz	
ANT	9	
Pol.	Vertical	Fundamental
Peak	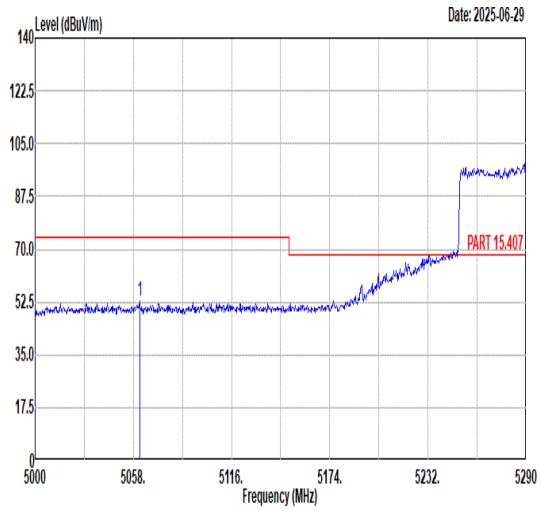 Freq Level Limit Line Margin (dB) Read Level Ant Factor Cable Loss Preamp Factor APos TPos Remark 1 5061.77 52.63 74.00 -21.37 38.91 35.80 10.53 32.61 196 285 PEAK	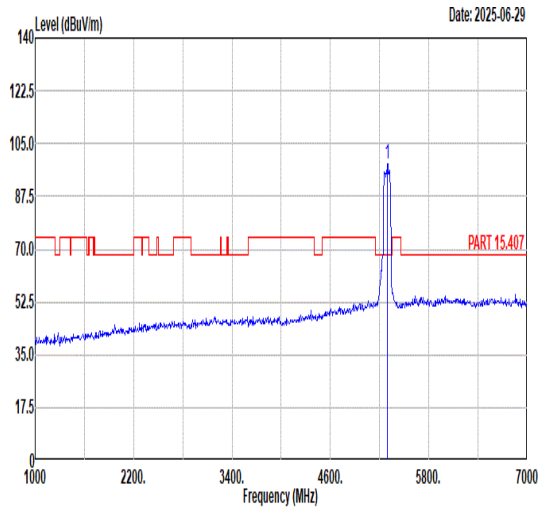 Freq Level Limit Line Margin (dB) Read Level Ant Factor Cable Loss Preamp Factor APos TPos Remark 1 5290.00 98.22 ------ ------ 84.47 35.81 10.60 32.66 196 285 PEAK
Avg	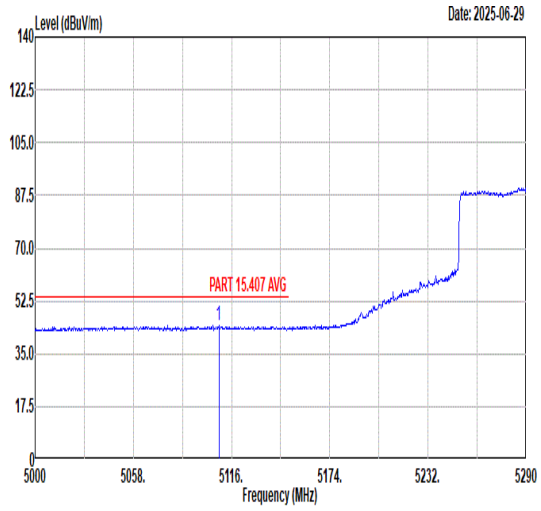 Freq Level Limit Line Margin (dB) Read Level Ant Factor Cable Loss Preamp Factor APos TPos Remark 1 5108.46 44.24 54.00 -9.76 30.48 35.78 10.60 32.62 196 285 AVERAGE	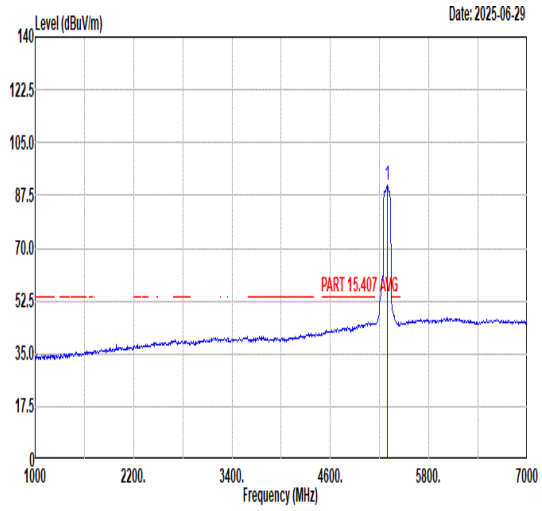 Freq Level Limit Line Margin (dB) Read Level Ant Factor Cable Loss Preamp Factor APos TPos Remark 1 5290.00 91.03 ------ ------ 77.31 35.80 10.58 32.66 196 285 AVERAGE

Mode	59	
	Band Edge - R	
	U-NII-2A_5.25-5.35_802.11ax HE80_CH58_Full_5290MHz	
ANT	9	
Pol.	Vertical	Fundamental
Peak	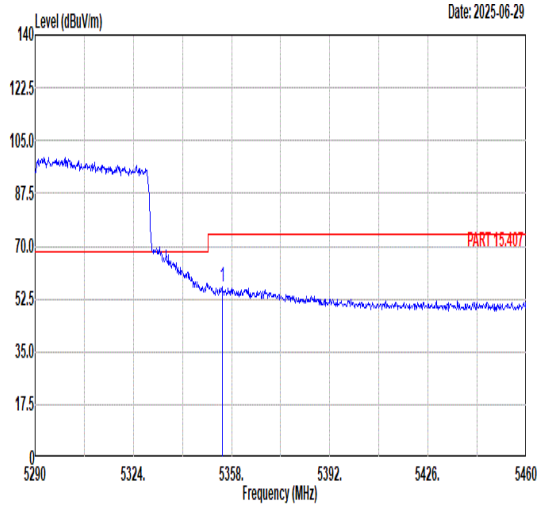 Freq Level Limit Line Margin (dB) Read Level Ant Factor Cable Loss Preamp Factor APos TPos Remark MHz dBuV/m dBuV/m dBuV dB/m dB dB cm deg 1 5354.77 56.60 74.00 -17.40 42.63 36.09 10.55 32.67 196 285 PEAK	Blank
Avg	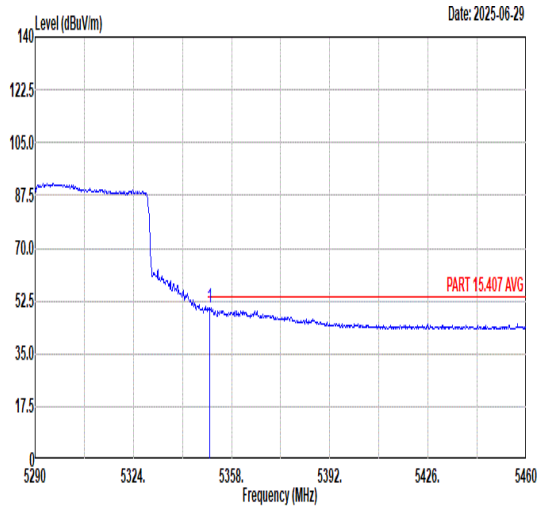 Freq Level Limit Line Margin (dB) Read Level Ant Factor Cable Loss Preamp Factor APos TPos Remark MHz dBuV/m dBuV/m dBuV dB/m dB dB cm deg 1 5350.52 50.29 54.00 -3.71 36.31 36.10 10.55 32.67 196 285 AVERAGE	Blank

Mode	59	
	Harmonic	
	U-NII-2A_5.25-5.35_802.11ax HE80_CH58_Full_5290MHz	
ANT	9	
Pol.	Horizontal	Vertical
Peak Avg	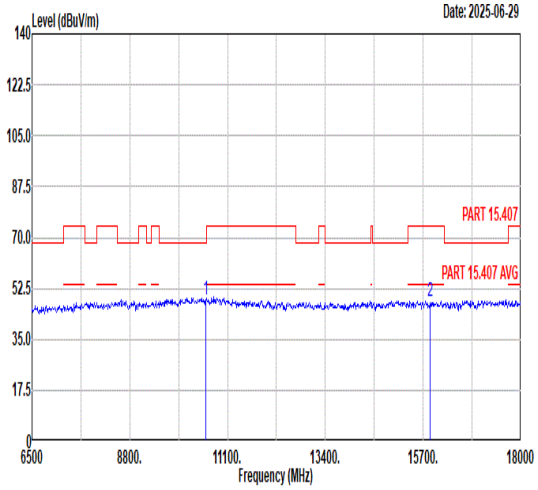 Freq Level Limit Line Margin Read Level Ant Factor Cable Loss Preamp Factor APos TPos Remark MHz dBuV/m dBuV/m dB dBuV dB/m dB dB cm deg 1 10580.00 48.73 68.30 -19.57 47.25 38.20 14.60 51.32 --- --- Peak 2 15870.00 48.06 74.00 -25.94 42.92 40.84 17.21 52.91 --- --- Peak	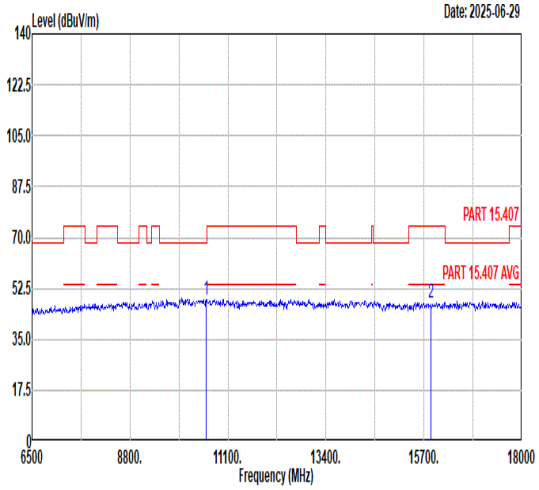 Freq Level Limit Line Margin Read Level Ant Factor Cable Loss Preamp Factor APos TPos Remark MHz dBuV/m dBuV/m dB dBuV dB/m dB dB cm deg 1 10580.00 48.43 68.30 -19.87 46.95 38.20 14.60 51.32 --- --- Peak 2 15870.00 47.42 74.00 -26.58 42.28 40.84 17.21 52.91 --- --- Peak

Mode	60	
	Band Edge - L	
	U-NII-2C_5.47-5.725_802.11ax HE80_CH106_Full_5530MHz	
ANT	9	
Pol.	Horizontal	Fundamental
Peak	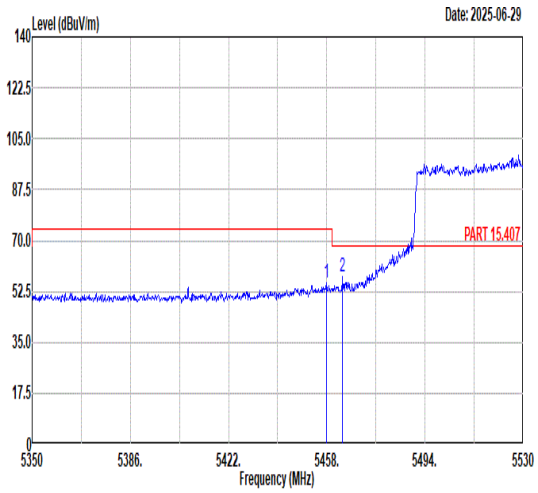 Freq Level Limit Line Margin (dB) Read Level Ant Factor Cable Loss Preamp Factor APos TPos Remark 1 5458.00 55.50 74.00 -18.50 41.72 35.93 10.54 32.69 118 224 PEAK 2 5463.76 57.68 68.30 -10.62 43.86 35.96 10.55 32.69 118 224 PEAK	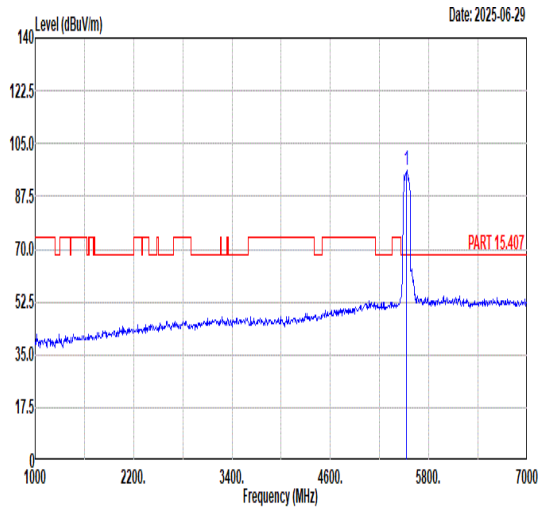 Freq Level Limit Line Margin (dB) Read Level Ant Factor Cable Loss Preamp Factor APos TPos Remark 1 5530.00 95.97 ------ ------ 81.89 36.17 10.62 32.71 118 224 PEAK
Avg	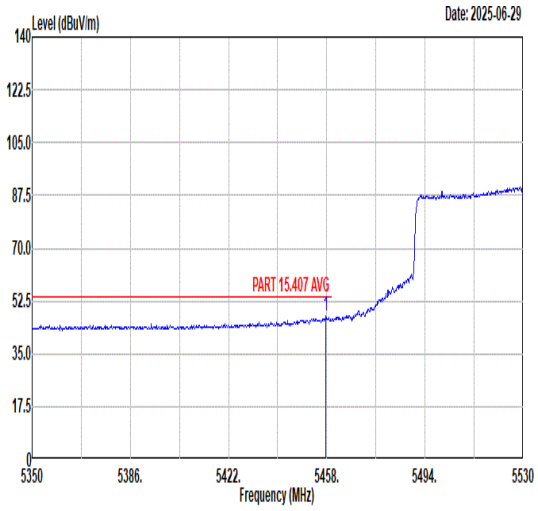 Freq Level Limit Line Margin (dB) Read Level Ant Factor Cable Loss Preamp Factor APos TPos Remark 1 5457.64 47.32 54.00 -6.68 33.54 35.93 10.54 32.69 118 224 AVERAGE	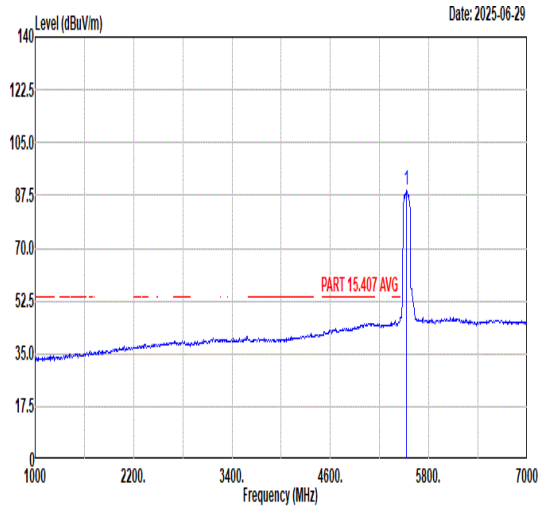 Freq Level Limit Line Margin (dB) Read Level Ant Factor Cable Loss Preamp Factor APos TPos Remark 1 5530.00 89.17 ------ ------ 75.11 36.16 10.61 32.71 118 224 AVERAGE

Mode	60	
	Band Edge - R	
	U-NII-2C_5.47-5.725_802.11ax HE80_CH106_Full_5530MHz	
ANT	9	
Pol.	Horizontal	Fundamental
Peak	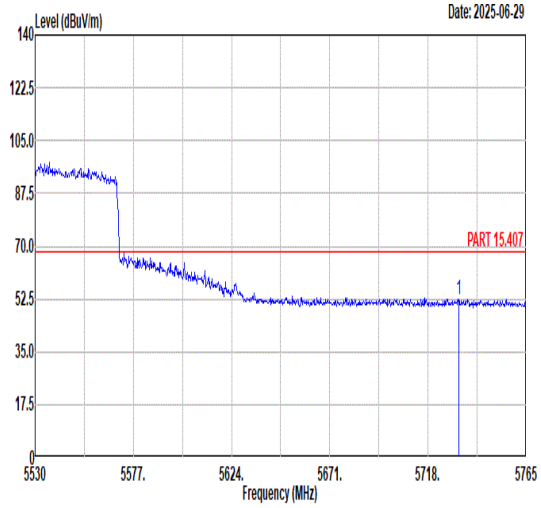 Freq Level Limit Line Margin (dB) Read Level Ant Factor Cable Loss Preamp Factor APos TPos Remark MHz dBuV/m dBuV/m dBuV dB/m dB dB cm deg 1 5732.57 52.36 68.30 -15.94 37.61 36.67 10.87 32.79 118 224 PEAK	Blank

Mode	60
	Band Edge - L
	U-NII-2C_5.47-5.725_802.11ax HE80_CH106_Full_5530MHz
ANT	9

Pol.	Vertical	Fundamental
Peak	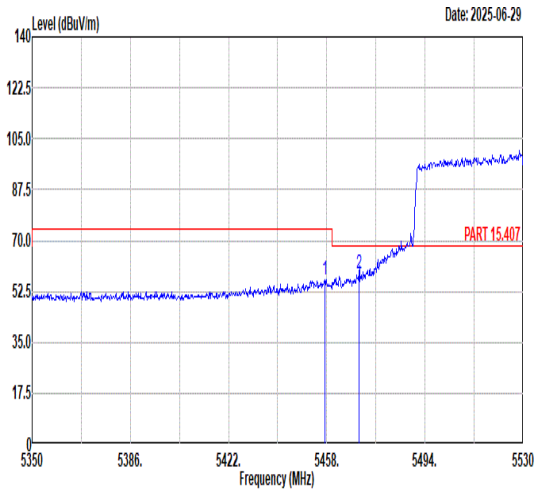 Freq Level Limit Line Margin (dB) Read Level Ant Factor Cable Loss Preamp Factor APos TPos Remark 1 5457.28 56.66 74.00 -17.34 42.88 35.93 10.54 32.69 192 314 PEAK 2 5469.88 58.67 68.30 -9.63 44.83 35.98 10.55 32.69 192 314 PEAK	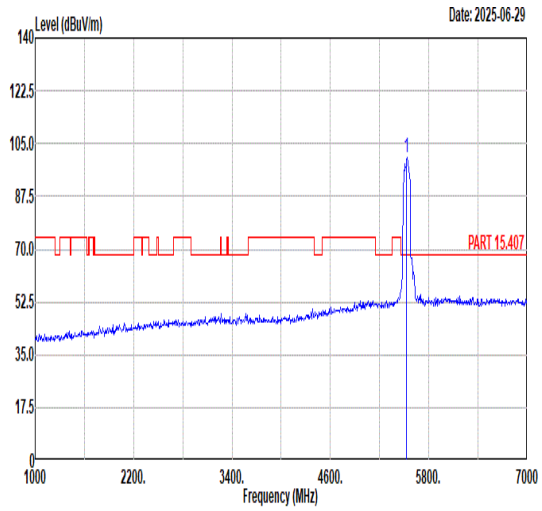 Freq Level Limit Line Margin (dB) Read Level Ant Factor Cable Loss Preamp Factor APos TPos Remark 1 5530.00 100.45 ------ ------ 86.37 36.17 10.62 32.71 192 314 PEAK
Avg	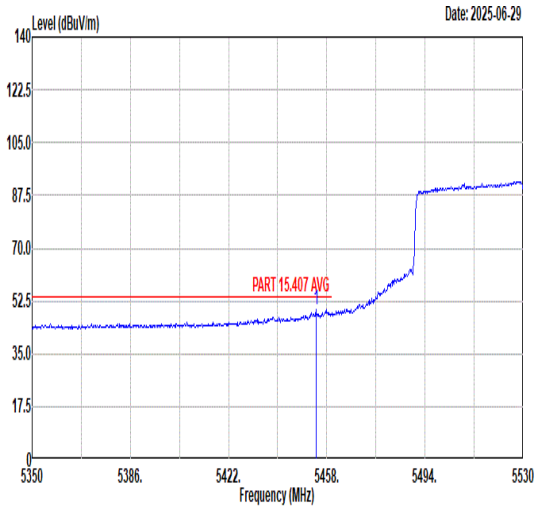 Freq Level Limit Line Margin (dB) Read Level Ant Factor Cable Loss Preamp Factor APos TPos Remark 1 5454.04 49.64 54.00 -4.36 35.87 35.92 10.54 32.69 192 314 AVERAGE	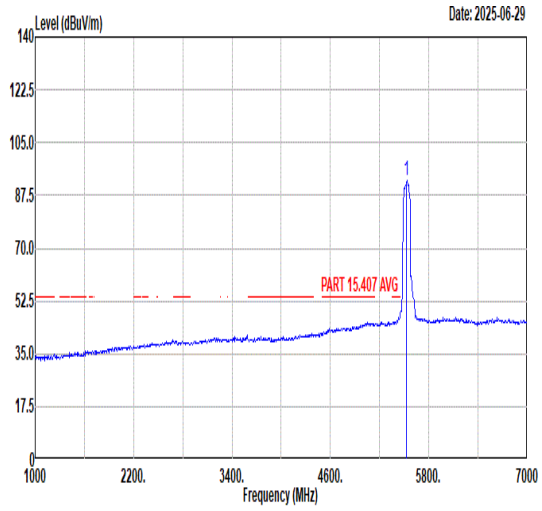 Freq Level Limit Line Margin (dB) Read Level Ant Factor Cable Loss Preamp Factor APos TPos Remark 1 5530.00 92.40 ------ ------ 78.32 36.17 10.62 32.71 192 314 AVERAGE

Mode	60	
	Band Edge - R	
	U-NII-2C_5.47-5.725_802.11ax HE80_CH106_Full_5530MHz	
ANT	9	
Pol.	Vertical	Fundamental
Peak	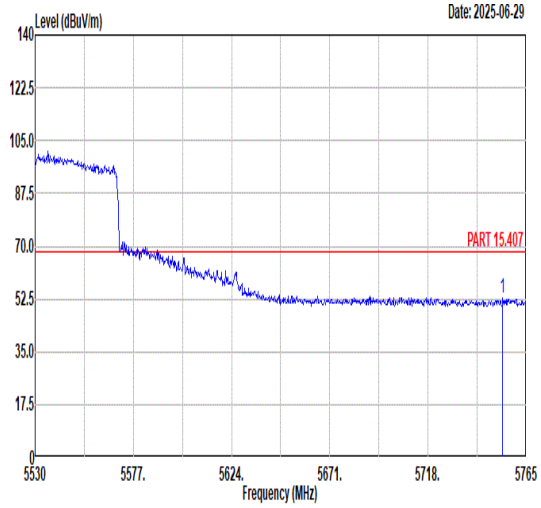 Freq Level Limit Line Margin (dB) Read Level Ant Factor Cable Loss Preamp Factor APos TPos Remark MHz dBuV/m dBuV/m dBuV dB/m dB dB cm deg 1 5753.72 52.79 68.30 -15.51 38.05 36.69 10.85 32.80 192 314 PEAK	Blank

Mode	60	
	Harmonic	
	U-NII-2C_5.47-5.725_802.11ax HE80_CH106_Full_5530MHz	
ANT	9	
Pol.	Horizontal	Vertical
Peak Avg	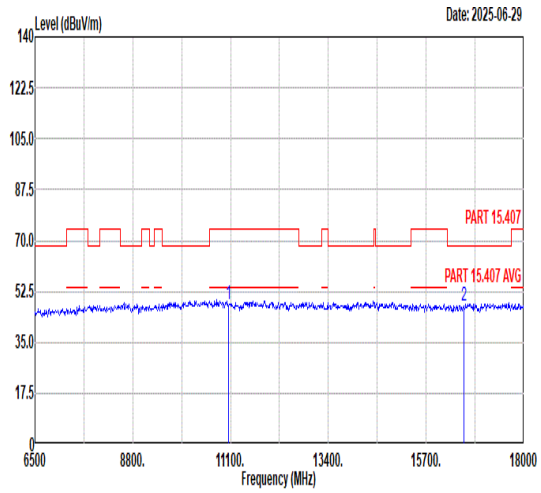 Freq Level Limit Line Margin Read Level Ant Factor Cable Loss Preamp Factor APos TPos Remark MHz dBuV/m dBuV/m dB dBuV dB/m dB dB cm deg 1 11060.00 47.85 74.00 -26.15 46.02 38.00 14.66 50.83 --- --- Peak 2 16590.00 47.69 68.30 -20.61 41.65 41.29 17.74 52.99 --- --- Peak	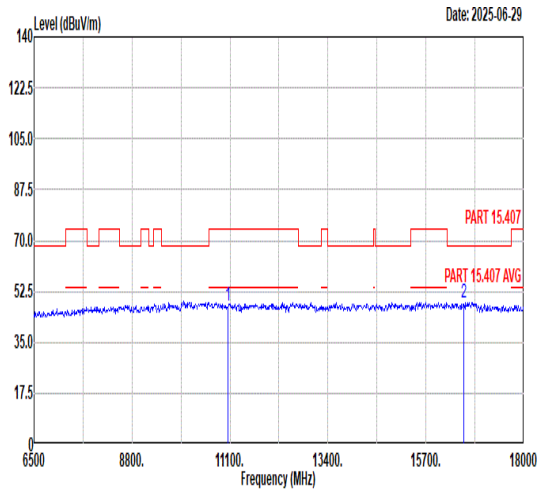 Freq Level Limit Line Margin Read Level Ant Factor Cable Loss Preamp Factor APos TPos Remark MHz dBuV/m dBuV/m dB dBuV dB/m dB dB cm deg 1 11060.00 47.79 74.00 -26.21 45.96 38.00 14.66 50.83 --- --- Peak 2 16590.00 48.63 68.30 -19.67 42.59 41.29 17.74 52.99 --- --- Peak

Mode	61
	Band Edge - L
	U-NII-2C_5.47-5.725_802.11ax HE80_CH122_Full_5610MHz
ANT	9

Pol.	Horizontal	Fundamental
Peak	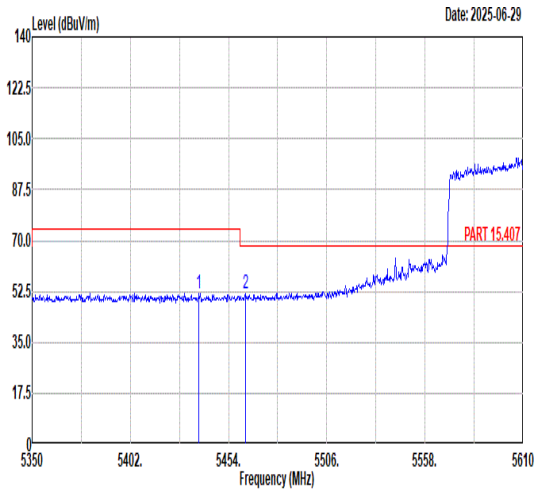 Freq Level Limit Line Margin (dB) Read Level Ant Factor Cable Loss Preamp Factor APos TPos Remark 1 5438.40 51.90 74.00 -22.10 38.14 35.92 10.53 32.69 118 214 PEAK 2 5462.84 51.91 68.30 -16.39 38.10 35.95 10.55 32.69 118 214 PEAK	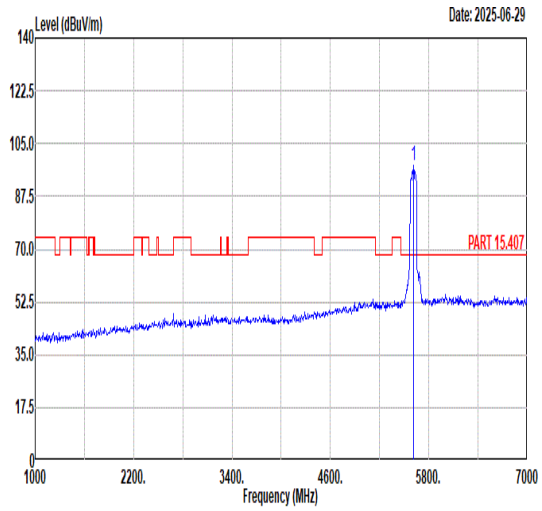 Freq Level Limit Line Margin (dB) Read Level Ant Factor Cable Loss Preamp Factor APos TPos Remark 1 5610.00 97.76 ------ ------ 83.42 36.36 10.73 32.75 118 214 PEAK
Avg	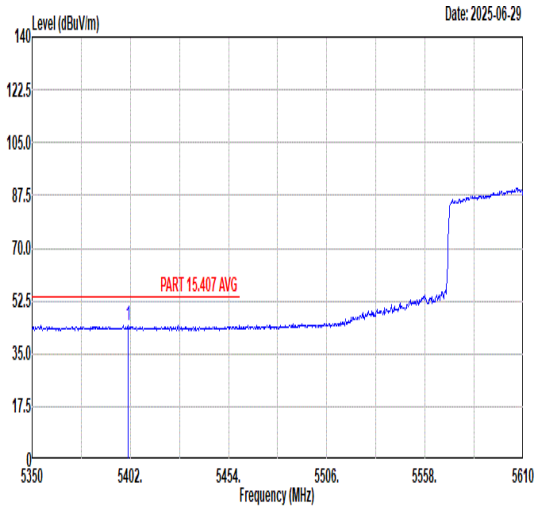 Freq Level Limit Line Margin (dB) Read Level Ant Factor Cable Loss Preamp Factor APos TPos Remark 1 5400.70 44.62 54.00 -9.38 30.80 36.00 10.50 32.68 118 214 AVERAGE	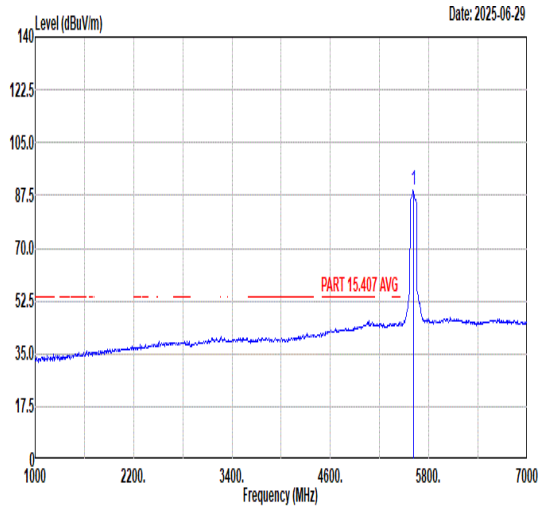 Freq Level Limit Line Margin (dB) Read Level Ant Factor Cable Loss Preamp Factor APos TPos Remark 1 5610.00 89.51 ------ ------ 75.21 36.33 10.71 32.74 118 214 AVERAGE

Mode	61	
	Band Edge - R	
	U-NII-2C_5.47-5.725_802.11ax HE80_CH122_Full_5610MHz	
ANT	9	
Pol.	Horizontal	Fundamental
Peak	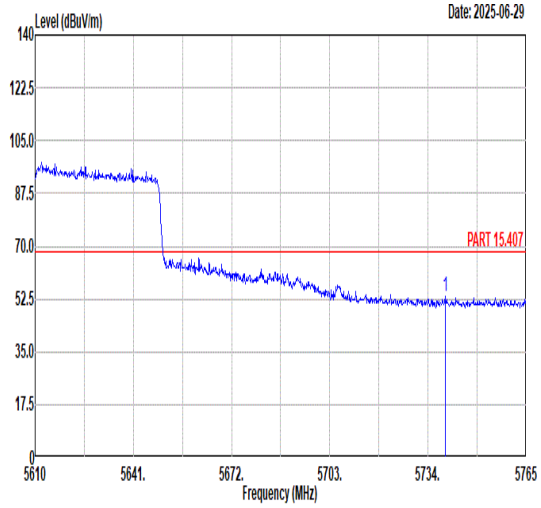 Freq Level Limit Line Margin (dB) Read Level Ant Factor Cable Loss Preamp Factor APos TPos Remark MHz dBuV/m dBuV/m dBuV dB/m dB dB cm deg 1 5739.58 53.49 68.30 -14.81 38.75 36.68 10.86 32.80 118 214 PEAK	Blank

Mode	61
	Band Edge - L
	U-NII-2C_5.47-5.725_802.11ax HE80_CH122_Full_5610MHz
ANT	9

Pol.	Vertical	Fundamental
Peak	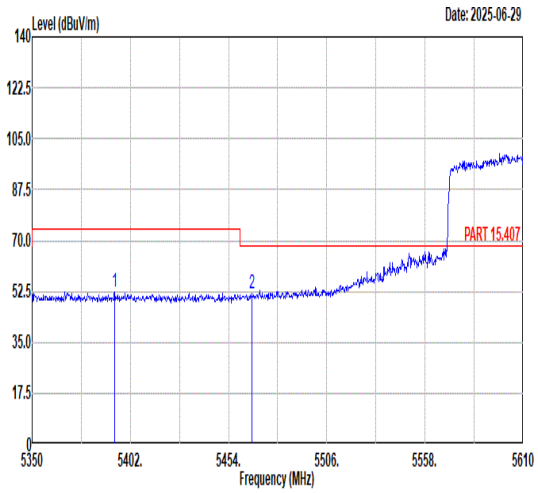 Freq Level Limit Line Margin (dB) Read Level Ant Factor Cable Loss Preamp Factor APos TPos Remark 1 5393.68 52.16 74.00 -21.84 38.32 36.01 10.51 32.68 198 306 PEAK 2 5466.48 51.65 68.30 -16.65 37.82 35.97 10.55 32.69 198 306 PEAK	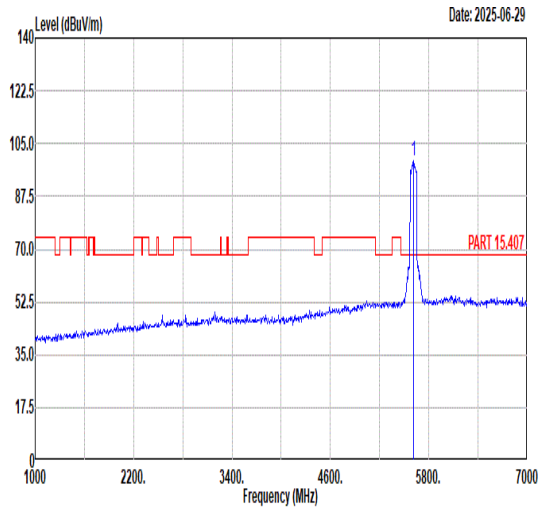 Freq Level Limit Line Margin (dB) Read Level Ant Factor Cable Loss Preamp Factor APos TPos Remark 1 5610.00 99.23 ------ ------ 84.89 36.36 10.73 32.75 198 306 PEAK
Avg	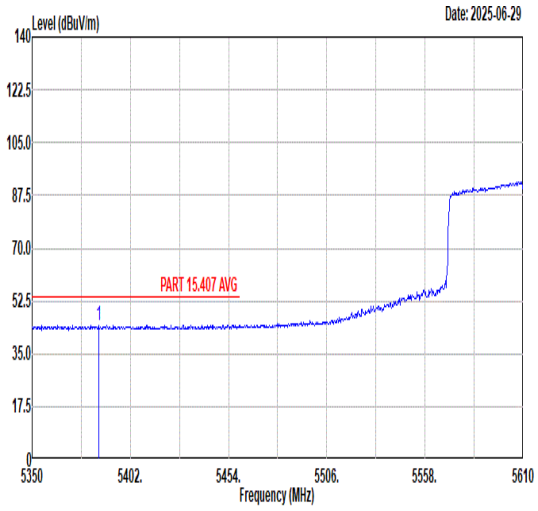 Freq Level Limit Line Margin (dB) Read Level Ant Factor Cable Loss Preamp Factor APos TPos Remark 1 5385.10 44.56 54.00 -9.44 30.69 36.03 10.52 32.68 198 306 AVERAGE	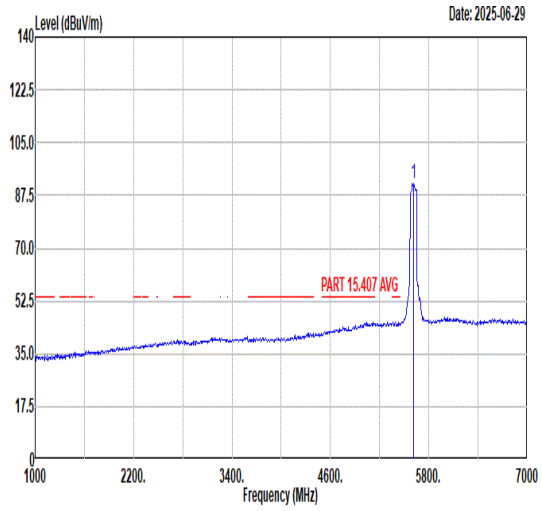 Freq Level Limit Line Margin (dB) Read Level Ant Factor Cable Loss Preamp Factor APos TPos Remark 1 5610.00 91.35 ------ ------ 77.01 36.36 10.73 32.75 198 306 AVERAGE

Mode	61	
	Band Edge - R	
	U-NII-2C_5.47-5.725_802.11ax HE80_CH122_Full_5610MHz	
ANT	9	
Pol.	Vertical	Fundamental
Peak	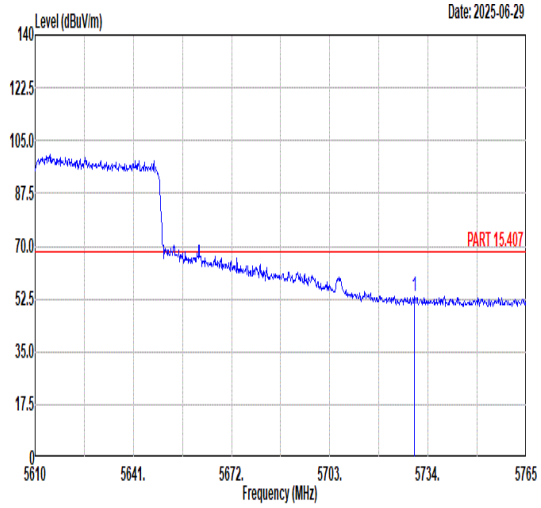 Freq Level Limit Line Margin (dB) Read Level Ant Factor Cable Loss Preamp Factor APos TPos Remark MHz dBuV/m dBuV/m dBuV dB/m dB dB cm deg 1 5729.82 53.43 68.30 -14.87 38.69 36.66 10.87 32.79 198 306 PEAK	Blank

Mode	61	
	Harmonic	
	U-NII-2C_5.47-5.725_802.11ax HE80_CH122_Full_5610MHz	
ANT	9	
Pol.	Horizontal	Vertical
Peak Avg	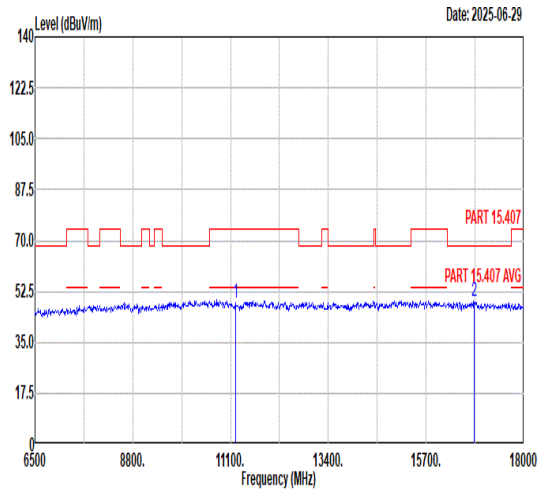 Freq Level Limit Line Margin Read Level Ant Factor Cable Loss Preamp Factor APos TPos Remark MHz dBuV/m dBuV/m dB dBuV dB/m dB dB cm deg 1 11220.00 48.43 74.00 -25.57 46.21 38.10 14.76 50.64 --- --- Peak 2 16830.00 48.93 68.30 -19.37 41.82 41.86 17.95 52.70 --- --- Peak	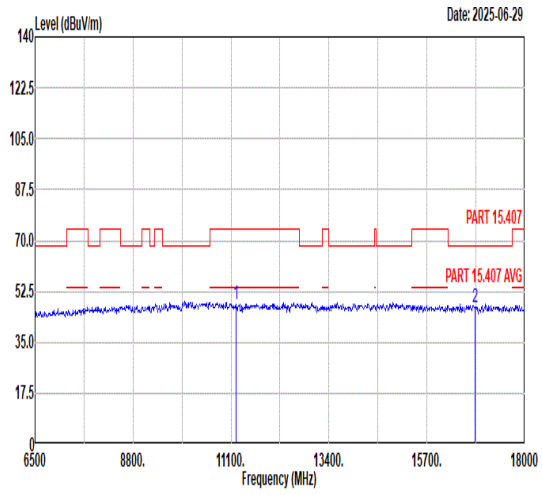 Freq Level Limit Line Margin Read Level Ant Factor Cable Loss Preamp Factor APos TPos Remark MHz dBuV/m dBuV/m dB dBuV dB/m dB dB cm deg 1 11220.00 47.91 74.00 -26.09 45.69 38.10 14.76 50.64 --- --- Peak 2 16830.00 47.24 68.30 -21.06 40.13 41.86 17.95 52.70 --- --- Peak

Mode	62	
	Band Edge	
	U-NII-3_5.725-5.85_802.11a_CH149_5745MHz	
ANT	9	
Pol.	Horizontal	Fundamental
Peak	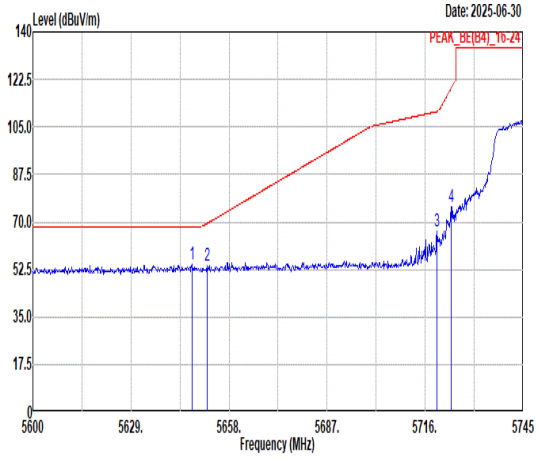 Freq Level Limit Line Margin (dB) Read Level Ant Factor Cable Loss Preamp Factor APos TPos Remark MHz dBuV/m dBuV/m dBuV dB/m dB dB cm deg 1 5647.13 54.22 68.30 -14.08 39.69 36.49 10.80 32.76 106 297 PEAK 2 5651.62 53.73 69.50 -15.77 39.18 36.50 10.81 32.76 106 297 PEAK 3 5719.48 66.47 110.65 -44.18 51.74 36.64 10.88 32.79 106 297 PEAK 4 5723.69 75.42 119.20 -43.78 60.68 36.65 10.88 32.79 106 297 PEAK	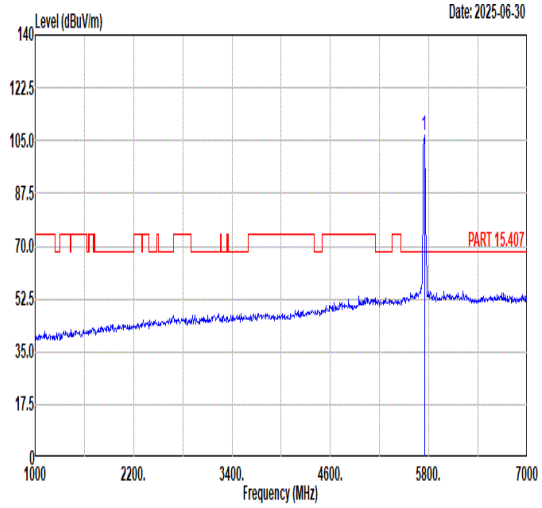 Freq Level Limit Line Margin (dB) Read Level Ant Factor Cable Loss Preamp Factor APos TPos Remark MHz dBuV/m dBuV/m dBuV dB/m dB dB cm deg 1 5745.00 106.61 ------ ------ 91.86 36.69 10.86 32.80 106 297 PEAK
Avg	Blank	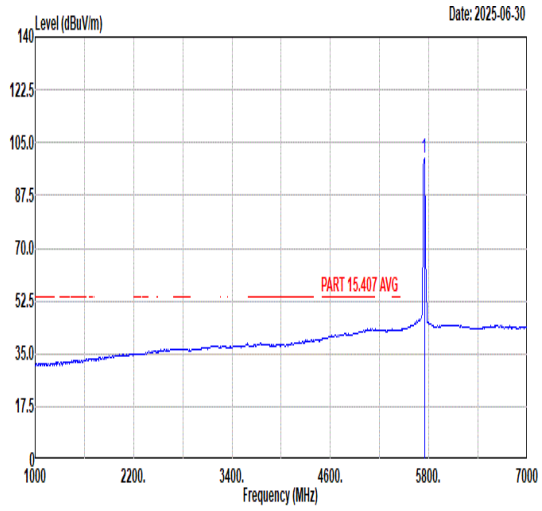 Freq Level Limit Line Margin (dB) Read Level Ant Factor Cable Loss Preamp Factor APos TPos Remark MHz dBuV/m dBuV/m dBuV dB/m dB dB cm deg 1 5745.00 99.96 ------ ------ 85.21 36.69 10.86 32.80 106 297 AVERAGE

Mode	62	
	Band Edge	
	U-NII-3_5.725-5.85_802.11a_CH149_5745MHz	
ANT	9	
Pol.	Vertical	Fundamental
Peak	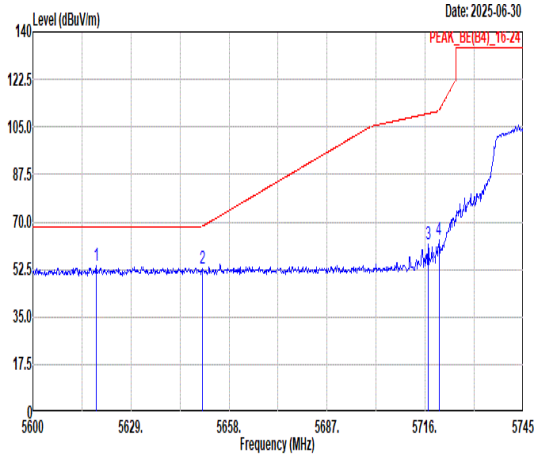 Freq Level Limit Line Margin (dB) Read Level Ant Factor Cable Loss Preamp Factor APos TPos Remark MHz dBuV/m dBuV/m dBuV dB/m dB dB cm deg 1 5618.85 53.68 68.30 -14.62 39.31 36.38 10.74 32.75 315 239 PEAK 2 5650.03 52.63 68.32 -15.69 38.08 36.50 10.81 32.76 315 239 PEAK 3 5716.87 61.96 109.92 -47.96 47.24 36.63 10.88 32.79 315 239 PEAK 4 5720.06 63.60 110.94 -47.34 48.87 36.64 10.88 32.79 315 239 PEAK	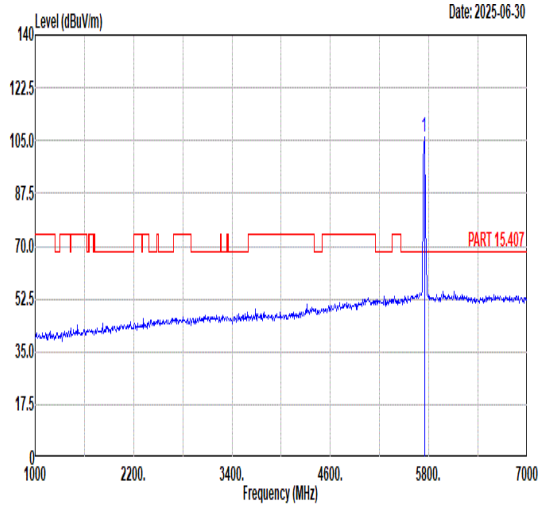 Freq Level Limit Line Margin (dB) Read Level Ant Factor Cable Loss Preamp Factor APos TPos Remark MHz dBuV/m dBuV/m dBuV dB/m dB dB cm deg 1 5745.00 106.32 ------ ------ 91.57 36.69 10.86 32.80 315 239 PEAK
Avg	Blank	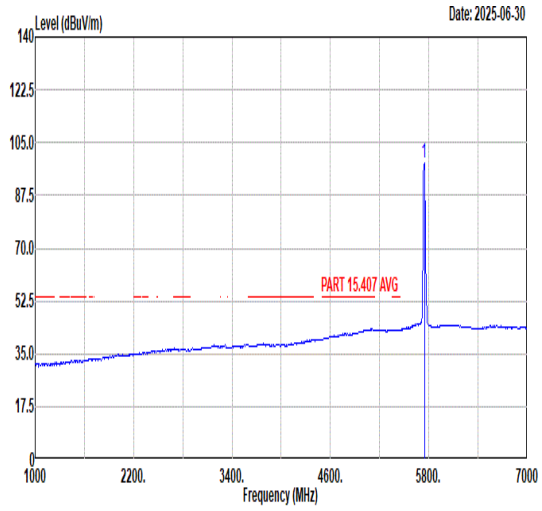 Freq Level Limit Line Margin (dB) Read Level Ant Factor Cable Loss Preamp Factor APos TPos Remark MHz dBuV/m dBuV/m dBuV dB/m dB dB cm deg 1 5745.00 98.09 ------ ------ 83.34 36.69 10.86 32.80 315 239 AVERAGE

Mode	62	
	Harmonic	
	U-NII-3_5.725-5.85_802.11a_CH149_5745MHz	
ANT	9	
Pol.	Horizontal	Vertical
Peak Avg	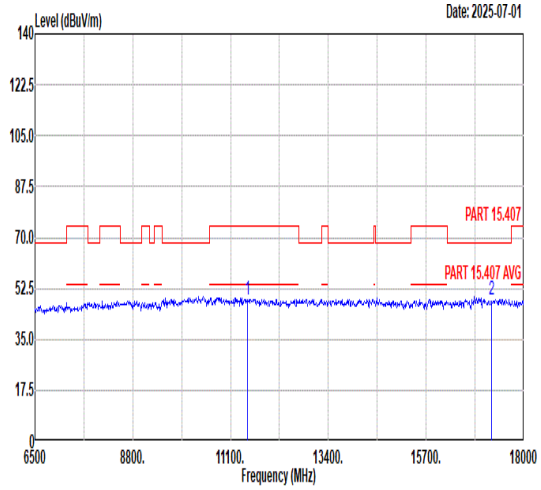 Freq Level Limit Line Margin Read Level Ant Factor Cable Loss Preamp Factor APos TPos Remark MHz dBuV/m dBuV/m dB dBuV dB/m dB dB cm deg 1 11490.00 48.42 74.00 -25.58 45.61 38.20 14.92 50.31 --- --- Peak 2 17235.00 48.58 68.30 -19.72 40.89 42.69 18.02 53.02 --- --- Peak	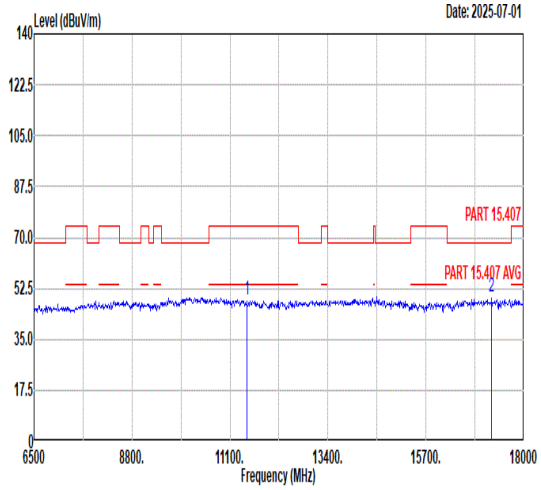 Freq Level Limit Line Margin Read Level Ant Factor Cable Loss Preamp Factor APos TPos Remark MHz dBuV/m dBuV/m dB dBuV dB/m dB dB cm deg 1 11490.00 48.37 74.00 -25.63 45.56 38.20 14.92 50.31 --- --- Peak 2 17235.00 49.48 68.30 -18.82 41.79 42.69 18.02 53.02 --- --- Peak

Mode	63	
	Harmonic	
	U-NII-3_5.725-5.85_802.11a_CH157_5785MHz	
ANT	9	
Pol.	Horizontal	Vertical
Peak Avg	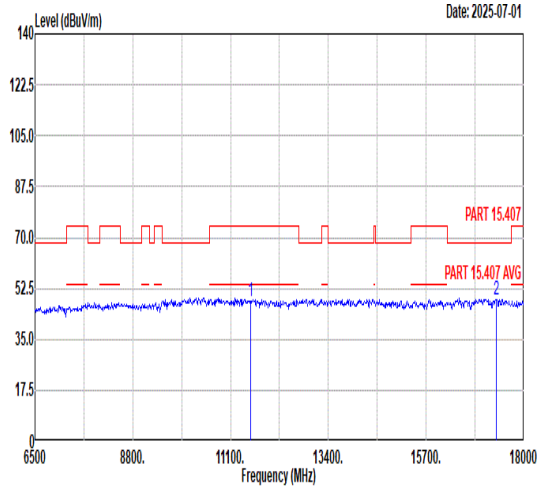 Freq Level Limit Line Margin Read Level Ant Factor Cable Loss Preamp Factor APos TPos Remark MHz dBuV/m dBuV/m dB dBuV dB/m dB dB cm deg 1 11570.00 48.17 74.00 -25.83 45.24 38.20 14.97 50.24 --- --- Peak 2 17355.00 48.73 68.30 -19.57 41.78 42.24 17.99 53.28 --- --- Peak	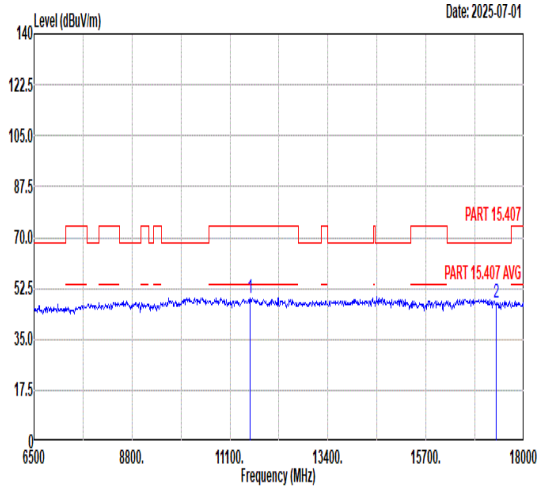 Freq Level Limit Line Margin Read Level Ant Factor Cable Loss Preamp Factor APos TPos Remark MHz dBuV/m dBuV/m dB dBuV dB/m dB dB cm deg 1 11570.00 48.90 74.00 -25.10 45.97 38.20 14.97 50.24 --- --- Peak 2 17355.00 47.78 68.30 -20.52 40.83 42.24 17.99 53.28 --- --- Peak

Mode	64	
	Band Edge	
	U-NII-3_5.725-5.85_802.11a_CH165_5825MHz	
ANT	9	
Pol.	Horizontal	Fundamental
Peak	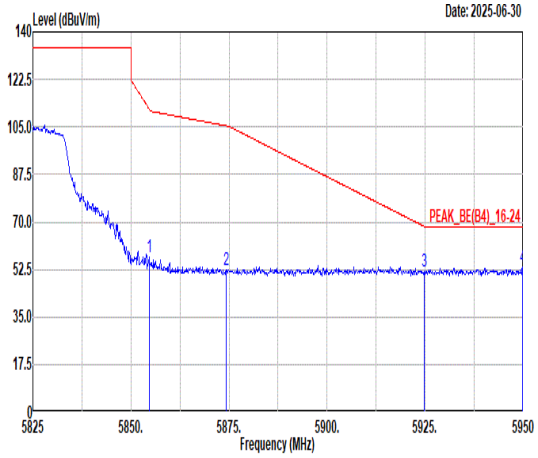 Freq Level Limit Line Margin (dB) Read Level Ant Factor Cable Loss Preamp Factor APos TPos Remark MHz dBuV/m dBuV/m dBuV dB/m dB dB cm deg 1 5854.63 56.96 111.65 -54.69 42.46 36.51 10.83 32.84 106 295 PEAK 2 5874.25 52.48 105.41 -52.93 37.94 36.55 10.84 32.85 106 295 PEAK 3 5924.75 51.66 68.38 -16.72 36.99 36.65 10.89 32.87 106 295 PEAK 4 5949.75 53.10 68.30 -15.20 38.36 36.70 10.92 32.88 106 295 PEAK	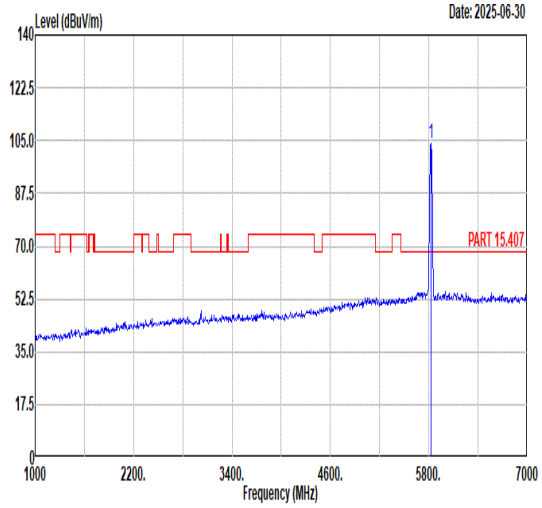 Freq Level Limit Line Margin (dB) Read Level Ant Factor Cable Loss Preamp Factor APos TPos Remark MHz dBuV/m dBuV/m dBuV dB/m dB dB cm deg 1 5825.00 104.23 ------ ------ 89.68 36.55 10.83 32.83 106 295 PEAK
Avg	Blank	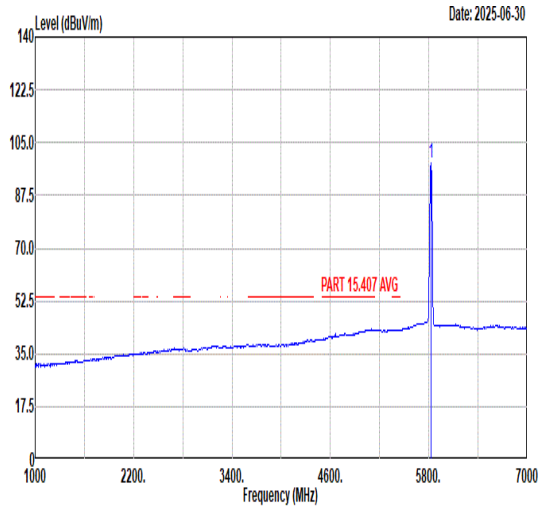 Freq Level Limit Line Margin (dB) Read Level Ant Factor Cable Loss Preamp Factor APos TPos Remark MHz dBuV/m dBuV/m dBuV dB/m dB dB cm deg 1 5825.00 98.08 ------ ------ 83.53 36.55 10.83 32.83 106 295 AVERAGE

Mode	64	
	Band Edge	
	U-NII-3_5.725-5.85_802.11a_CH165_5825MHz	
ANT	9	
Pol.	Vertical	Fundamental
Peak	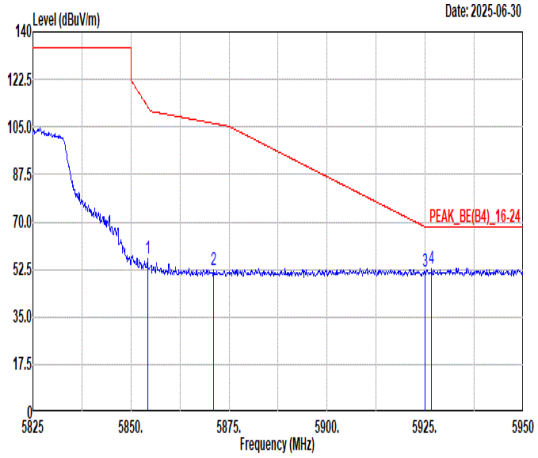 Freq Level Limit Line Margin (dB) Read Level Ant Factor Cable Loss Preamp Factor APos TPos Remark MHz dBuV/m dBuV/m dBuV dB/m dB dB cm deg 1 5854.25 56.73 112.51 -55.78 42.23 36.51 10.83 32.84 309 251 PEAK 2 5871.13 52.40 106.28 -53.88 37.87 36.54 10.84 32.85 309 251 PEAK 3 5925.00 51.73 68.20 -16.47 37.06 36.65 10.89 32.87 309 251 PEAK 4 5926.63 53.09 68.30 -15.21 38.42 36.65 10.89 32.87 309 251 PEAK	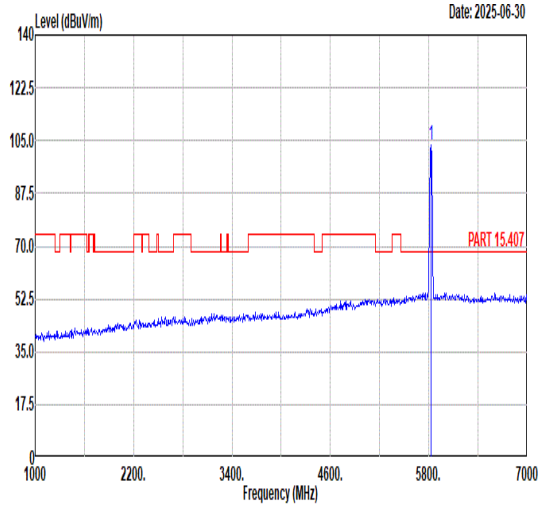 Freq Level Limit Line Margin (dB) Read Level Ant Factor Cable Loss Preamp Factor APos TPos Remark MHz dBuV/m dBuV/m dBuV dB/m dB dB cm deg 1 5825.00 103.64 ------ ------ 89.09 36.55 10.83 32.83 309 251 PEAK
Avg	Blank	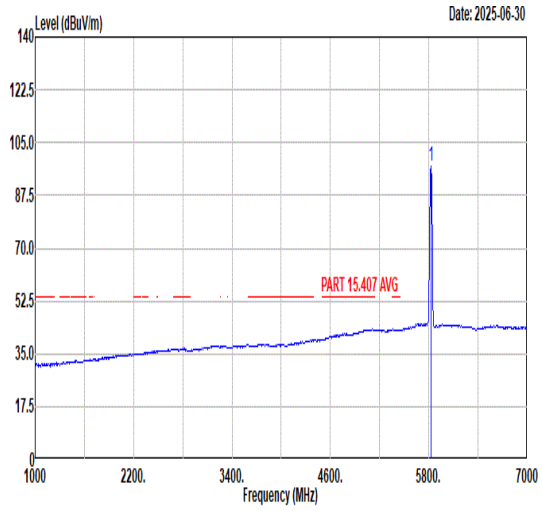 Freq Level Limit Line Margin (dB) Read Level Ant Factor Cable Loss Preamp Factor APos TPos Remark MHz dBuV/m dBuV/m dBuV dB/m dB dB cm deg 1 5825.00 97.04 ------ ------ 82.49 36.55 10.83 32.83 309 251 AVERAGE

Mode	64	
	Harmonic	
	U-NII-3_5.725-5.85_802.11a_CH165_5825MHz	
ANT	9	
Pol.	Horizontal	Vertical
Peak Avg	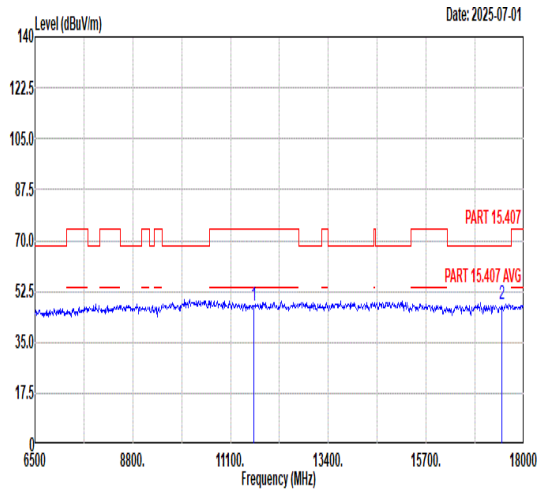 Freq Level Limit Line Margin Read Level Ant Factor Cable Loss Preamp Factor APos TPos Remark MHz dBuV/m dBuV/m dB dBuV dB/m dB dB cm deg 1 11650.00 47.77 74.00 -26.23 44.73 38.20 15.02 50.18 --- --- Peak 2 17475.00 47.98 68.30 -20.32 41.21 42.35 17.96 53.54 --- --- Peak	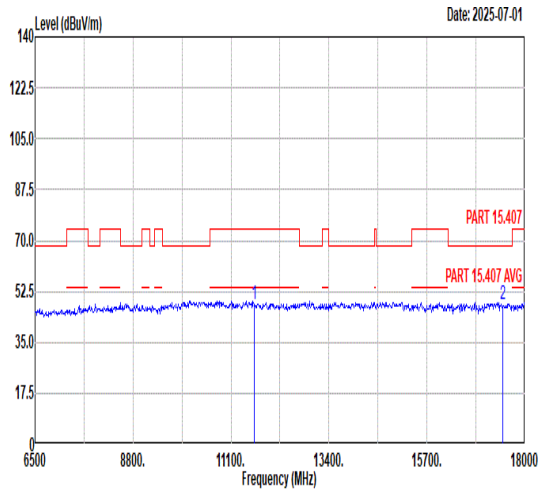 Freq Level Limit Line Margin Read Level Ant Factor Cable Loss Preamp Factor APos TPos Remark MHz dBuV/m dBuV/m dB dBuV dB/m dB dB cm deg 1 11650.00 48.12 74.00 -25.88 45.08 38.20 15.02 50.18 --- --- Peak 2 17475.00 48.29 68.30 -20.01 41.52 42.35 17.96 53.54 --- --- Peak

Mode	65
	Band Edge
	U-NII-3_5.725-5.85_802.11n HT20_CH149_Full_5745MHz
ANT	9

Pol.	Horizontal	Fundamental
Peak	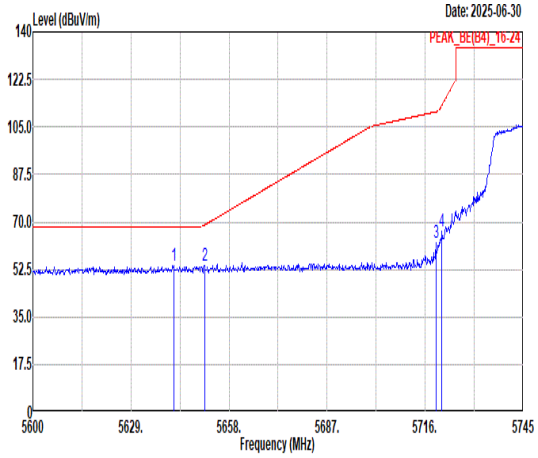 Freq Level Limit Line Margin (dB) Read Level Ant Factor Cable Loss Preamp Factor APos TPos Remark MHz dBuV/m dBuV/m dBuV dB/m dB dB cm deg 1 5641.62 53.75 68.30 -14.55 39.25 36.47 10.79 32.76 106 296 PEAK 2 5650.75 53.89 68.86 -14.97 39.34 36.50 10.81 32.76 106 296 PEAK 3 5719.19 62.16 110.57 -48.41 47.43 36.64 10.88 32.79 106 296 PEAK 4 5720.93 66.44 112.92 -46.48 51.71 36.64 10.88 32.79 106 296 PEAK	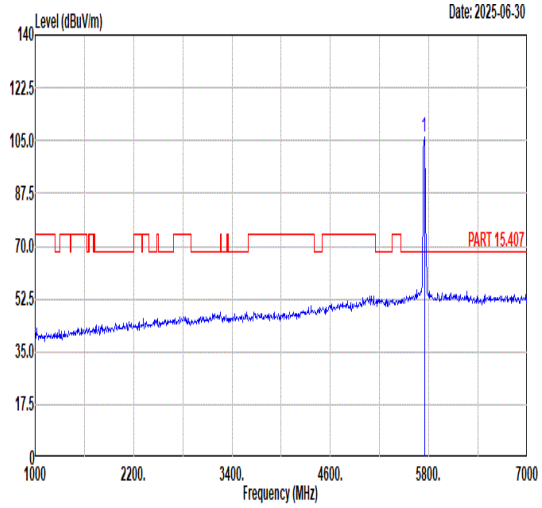 Freq Level Limit Line Margin (dB) Read Level Ant Factor Cable Loss Preamp Factor APos TPos Remark MHz dBuV/m dBuV/m dBuV dB/m dB dB cm deg 1 5745.00 106.27 ------ ------ 91.52 36.69 10.86 32.80 106 296 PEAK
Avg	Blank	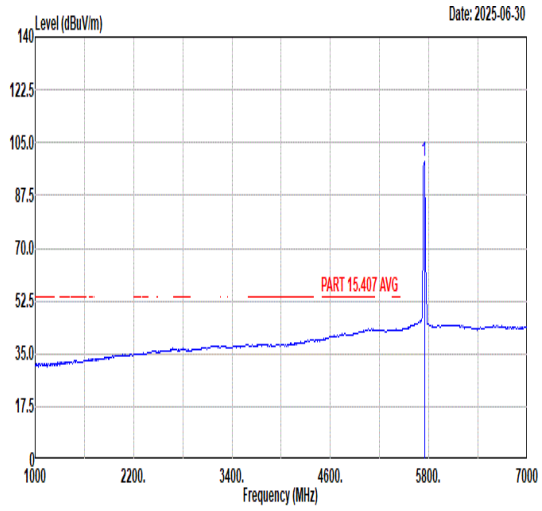 Freq Level Limit Line Margin (dB) Read Level Ant Factor Cable Loss Preamp Factor APos TPos Remark MHz dBuV/m dBuV/m dBuV dB/m dB dB cm deg 1 5745.00 98.87 ------ ------ 84.12 36.69 10.86 32.80 106 296 AVERAGE

Mode	65
	Band Edge
	U-NII-3_5.725-5.85_802.11n HT20_CH149_Full_5745MHz
ANT	9

Pol.	Vertical	Fundamental
Peak	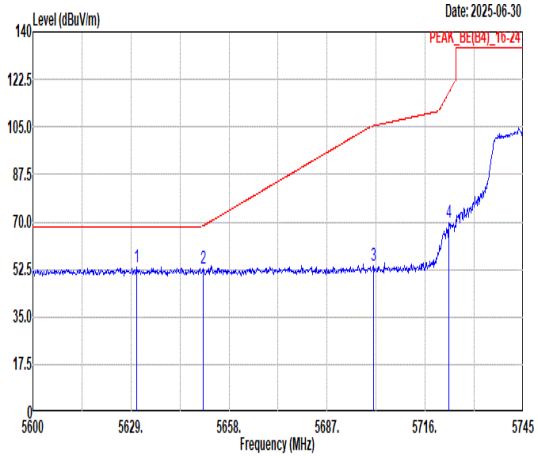 Freq Level Limit Line Margin (dB) Read Level Ant Factor Cable Loss Preamp Factor APos TPos Remark MHz dBuV/m dBuV/m dBuV dB/m dB dB cm deg 1 5630.60 53.20 68.30 -15.10 38.77 36.42 10.76 32.75 317 239 PEAK 2 5650.32 52.79 68.53 -15.74 38.24 36.50 10.81 32.76 317 239 PEAK 3 5700.63 53.96 105.38 -51.42 39.25 36.60 10.89 32.78 317 239 PEAK 4 5722.96 69.69 117.55 -47.86 54.95 36.65 10.88 32.79 317 239 PEAK	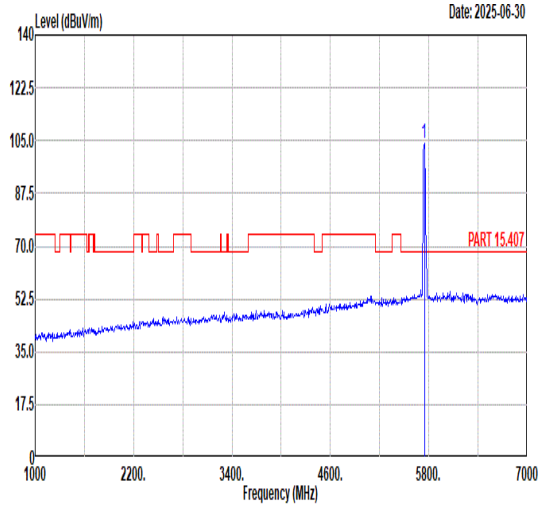 Freq Level Limit Line Margin (dB) Read Level Ant Factor Cable Loss Preamp Factor APos TPos Remark MHz dBuV/m dBuV/m dBuV dB/m dB dB cm deg 1 5745.00 103.94 ------ ------ 89.19 36.69 10.86 32.80 317 239 PEAK
Avg	Blank	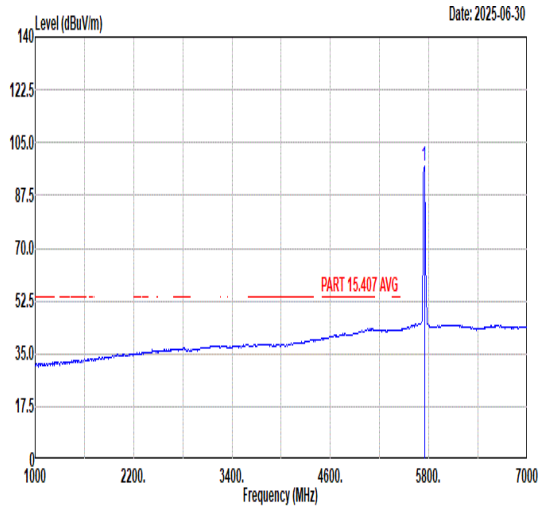 Freq Level Limit Line Margin (dB) Read Level Ant Factor Cable Loss Preamp Factor APos TPos Remark MHz dBuV/m dBuV/m dBuV dB/m dB dB cm deg 1 5745.00 96.98 ------ ------ 82.23 36.69 10.86 32.80 317 239 AVERAGE

Mode	65	
	Harmonic	
	U-NII-3_5.725-5.85_802.11n HT20_CH149_Full_5745MHz	
ANT	9	
Pol.	Horizontal	Vertical
Peak Avg	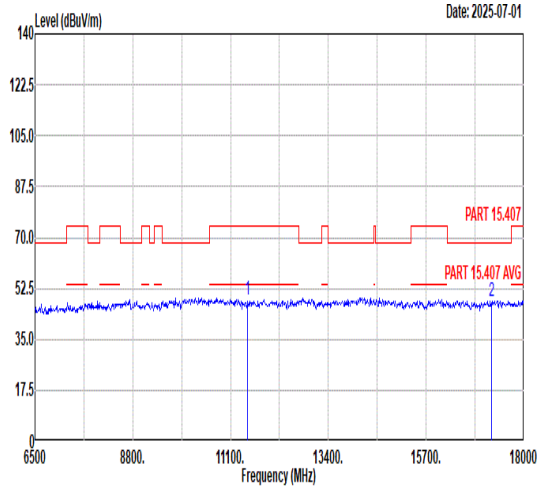 Freq Level Limit Line Margin Read Level Ant Factor Cable Loss Preamp Factor APos TPos Remark MHz dBuV/m dBuV/m dB dBuV dB/m dB dB cm deg 1 11490.00 48.56 74.00 -25.44 45.75 38.20 14.92 50.31 --- --- Peak 2 17235.00 48.21 68.30 -20.09 40.52 42.69 18.02 53.02 --- --- Peak	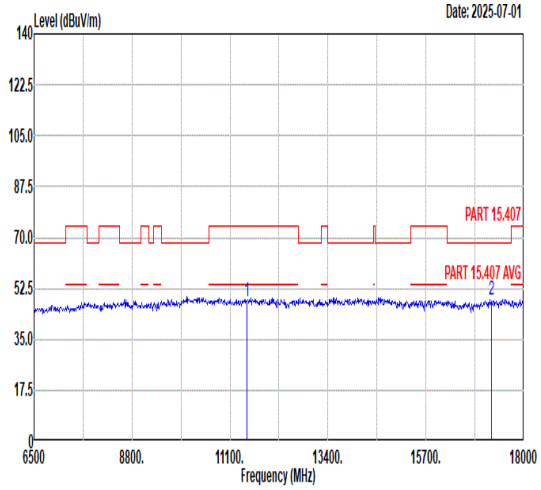 Freq Level Limit Line Margin Read Level Ant Factor Cable Loss Preamp Factor APos TPos Remark MHz dBuV/m dBuV/m dB dBuV dB/m dB dB cm deg 1 11490.00 48.25 74.00 -25.75 45.44 38.20 14.92 50.31 --- --- Peak 2 17235.00 48.73 68.30 -19.57 41.04 42.69 18.02 53.02 --- --- Peak

Mode	66	
	Harmonic	
	U-NII-3_5.725-5.85_802.11n HT20_CH157_Full_5785MHz	
ANT	9	
Pol.	Horizontal	Vertical
Peak Avg	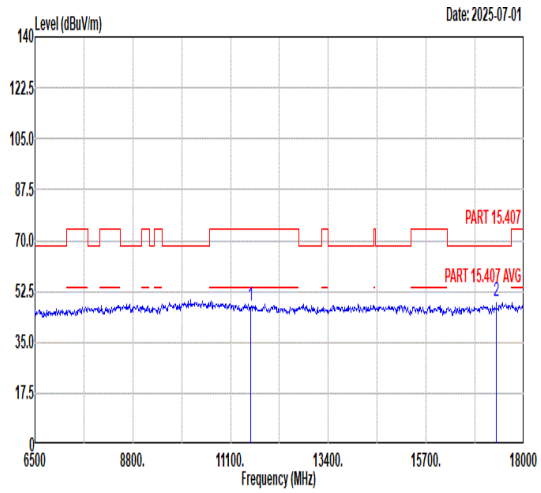 Freq Level Limit Line Margin Read Level Ant Factor Cable Loss Preamp Factor APos TPos Remark MHz dBuV/m dBuV/m dB dBuV dB/m dB dB cm deg 1 11570.00 47.67 74.00 -26.33 44.74 38.20 14.97 50.24 --- --- Peak 2 17355.00 49.17 68.30 -19.13 42.22 42.24 17.99 53.28 --- --- Peak	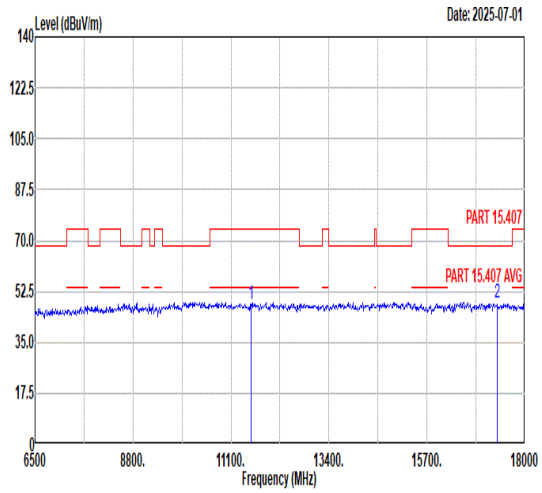 Freq Level Limit Line Margin Read Level Ant Factor Cable Loss Preamp Factor APos TPos Remark MHz dBuV/m dBuV/m dB dBuV dB/m dB dB cm deg 1 11570.00 48.31 74.00 -25.69 45.38 38.20 14.97 50.24 --- --- Peak 2 17355.00 48.70 68.30 -19.60 41.75 42.24 17.99 53.28 --- --- Peak

Mode	67	
	Band Edge	
	U-NII-3_5.725-5.85_802.11n HT20_CH165_Full_5825MHz	
ANT	9	
Pol.	Horizontal	Fundamental
Peak	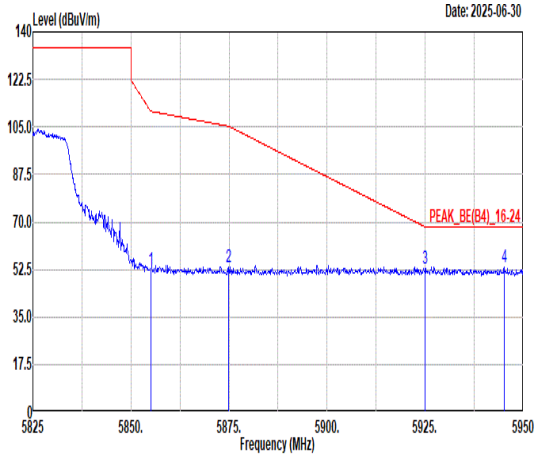 Freq Level Limit Line Margin (dB) Read Level Ant Factor Cable Loss Preamp Factor APos TPos Remark MHz dBuV/m dBuV/m dBuV dB/m dB dB cm deg 1 5855.00 52.47 110.80 -58.33 37.97 36.51 10.83 32.84 107 296 PEAK 2 5874.88 53.33 105.23 -51.90 38.79 36.55 10.84 32.85 107 296 PEAK 3 5925.00 52.67 68.20 -15.53 38.00 36.65 10.89 32.87 107 296 PEAK 4 5945.13 53.51 68.30 -14.79 38.78 36.69 10.92 32.88 107 296 PEAK	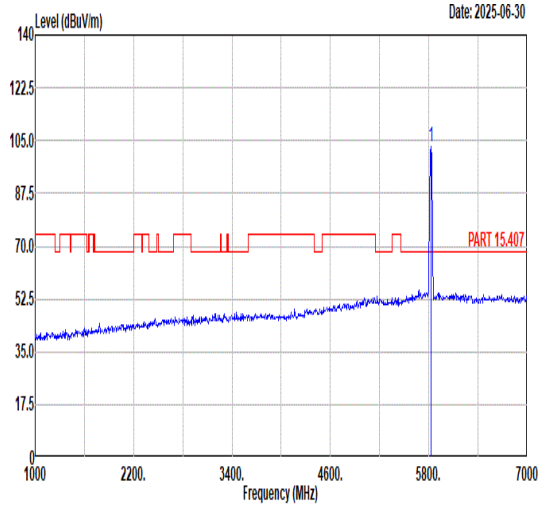 Freq Level Limit Line Margin (dB) Read Level Ant Factor Cable Loss Preamp Factor APos TPos Remark MHz dBuV/m dBuV/m dBuV dB/m dB dB cm deg 1 5825.00 103.07 ------ ------ 88.52 36.55 10.83 32.83 107 296 PEAK
Avg	Blank	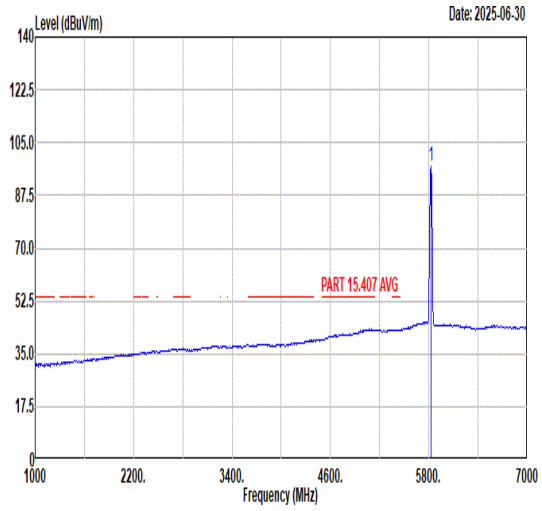 Freq Level Limit Line Margin (dB) Read Level Ant Factor Cable Loss Preamp Factor APos TPos Remark MHz dBuV/m dBuV/m dBuV dB/m dB dB cm deg 1 5825.00 97.02 ------ ------ 82.47 36.55 10.83 32.83 107 296 AVERAGE

Mode	67	
	Band Edge	
	U-NII-3_5.725-5.85_802.11n HT20_CH165_Full_5825MHz	
ANT	9	
Pol.	Vertical	Fundamental
Peak	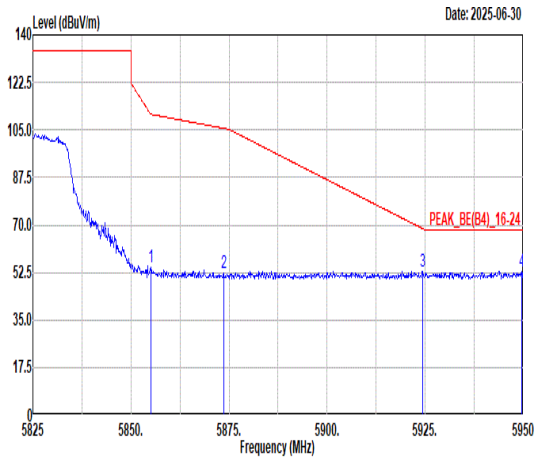 Freq Level Limit Line Margin (dB) Read Level Ant Factor Cable Loss Preamp Factor APos TPos Remark MHz dBuV/m dBuV/m dBuV dB/m dB dB cm deg 1 5855.00 54.37 110.80 -56.43 39.87 36.51 10.83 32.84 324 243 PEAK 2 5873.63 52.17 105.58 -53.41 37.63 36.55 10.84 32.85 324 243 PEAK 3 5924.38 52.84 68.66 -15.82 38.18 36.65 10.88 32.87 324 243 PEAK 4 5949.63 52.93 68.30 -15.37 38.19 36.70 10.92 32.88 324 243 PEAK	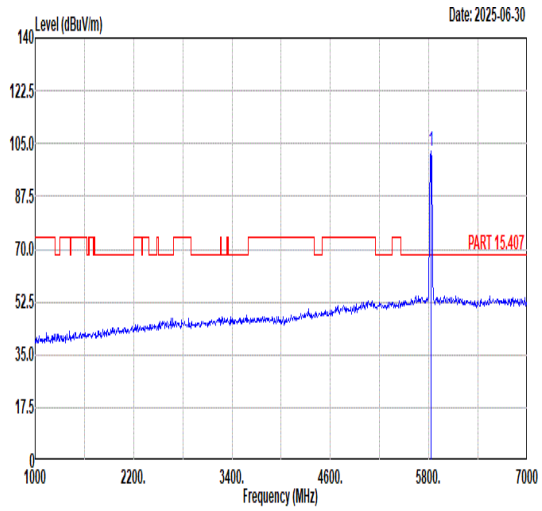 Freq Level Limit Line Margin (dB) Read Level Ant Factor Cable Loss Preamp Factor APos TPos Remark MHz dBuV/m dBuV/m dBuV dB/m dB dB cm deg 1 5825.00 102.41 ------ ------ 87.86 36.55 10.83 32.83 324 243 PEAK
Avg	Blank	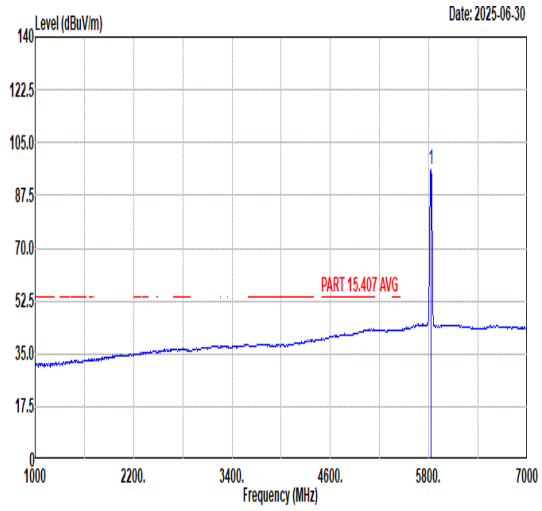 Freq Level Limit Line Margin (dB) Read Level Ant Factor Cable Loss Preamp Factor APos TPos Remark MHz dBuV/m dBuV/m dBuV dB/m dB dB cm deg 1 5825.00 96.38 ------ ------ 81.83 36.55 10.83 32.83 324 243 AVERAGE

Mode	67	
	Harmonic	
	U-NII-3_5.725-5.85_802.11n HT20_CH165_Full_5825MHz	
ANT	9	
Pol.	Horizontal	Vertical
Peak Avg	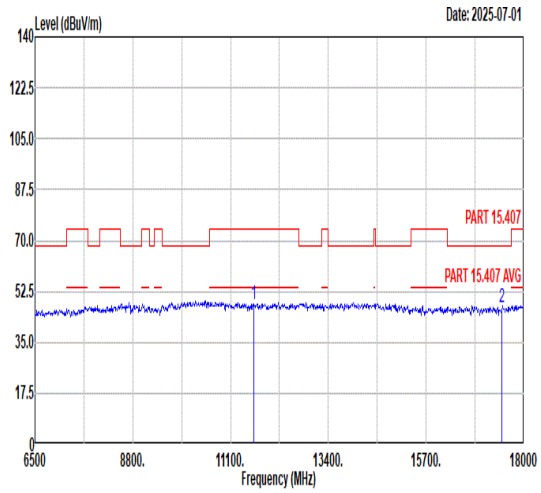 Freq Level Limit Line Margin Read Level Ant Factor Cable Loss Preamp Factor APos TPos Remark MHz dBuV/m dBuV/m dB dBuV dB/m dB dB cm deg 1 11650.00 47.83 74.00 -26.17 44.79 38.20 15.02 50.18 --- --- Peak 2 17475.00 47.25 68.30 -21.05 40.48 42.35 17.96 53.54 --- --- Peak	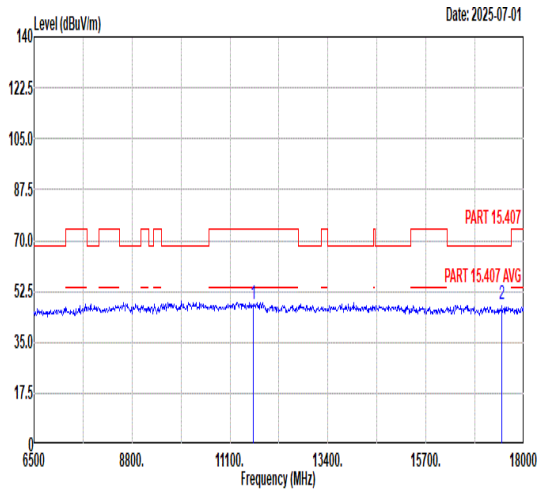 Freq Level Limit Line Margin Read Level Ant Factor Cable Loss Preamp Factor APos TPos Remark MHz dBuV/m dBuV/m dB dBuV dB/m dB dB cm deg 1 11650.00 47.89 74.00 -26.11 44.85 38.20 15.02 50.18 --- --- Peak 2 17475.00 48.12 68.30 -20.18 41.35 42.35 17.96 53.54 --- --- Peak

Mode	68
	Band Edge - L
	U-NII-3_5.725-5.85_802.11n HT40_CH151_Full_5755MHz
ANT	9

Pol.	Horizontal	Fundamental
Peak	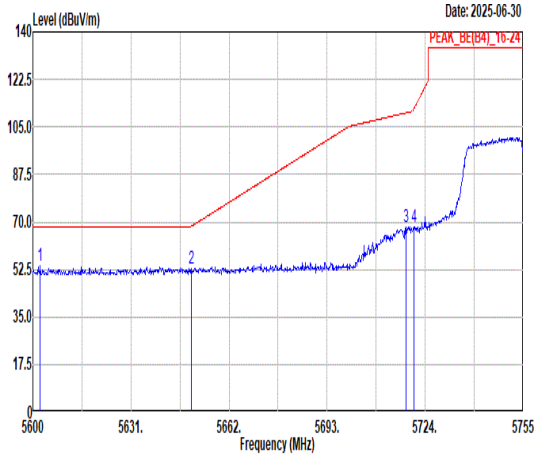 Freq Level Limit Line Margin (dB) Read Level Ant Factor Cable Loss Preamp Factor APos TPos Remark MHz dBuV/m dBuV/m dBuV dB/m dB dB cm deg 1 5602.33 53.66 68.30 -14.64 39.39 36.31 10.70 32.74 106 296 PEAK 2 5650.07 52.72 68.35 -15.63 38.17 36.50 10.81 32.76 106 296 PEAK 3 5717.96 67.91 110.23 -42.32 53.18 36.64 10.88 32.79 106 296 PEAK 4 5720.44 67.90 111.79 -43.89 53.17 36.64 10.88 32.79 106 296 PEAK	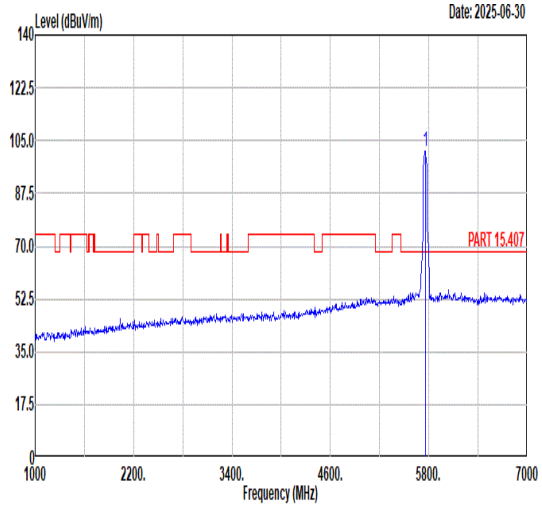 Freq Level Limit Line Margin (dB) Read Level Ant Factor Cable Loss Preamp Factor APos TPos Remark MHz dBuV/m dBuV/m dBuV dB/m dB dB cm deg 1 5755.00 101.47 ------ ------ 86.74 36.68 10.85 32.80 106 296 PEAK
Avg	Blank	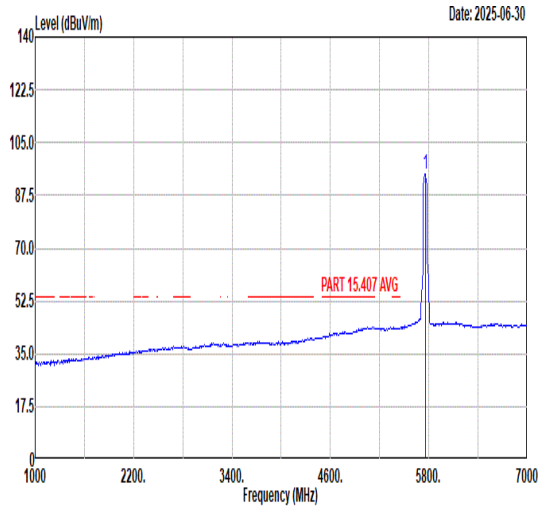 Freq Level Limit Line Margin (dB) Read Level Ant Factor Cable Loss Preamp Factor APos TPos Remark MHz dBuV/m dBuV/m dBuV dB/m dB dB cm deg 1 5755.00 94.81 ------ ------ 80.06 36.70 10.85 32.80 106 296 AVERAGE

Mode	68	
	Band Edge - R	
	U-NII-3_5.725-5.85_802.11n HT40_CH151_Full_5755MHz	
ANT	9	
Pol.	Horizontal	Fundamental
Peak	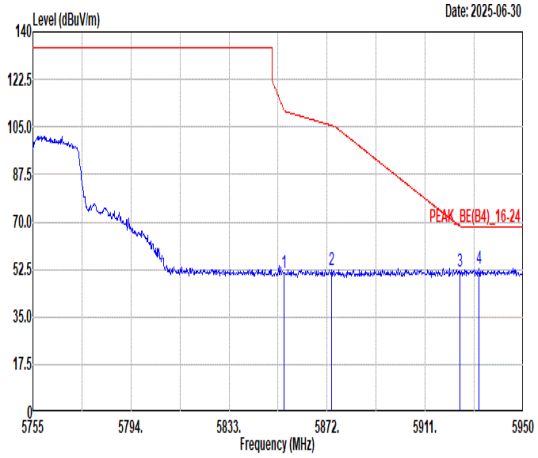 Freq Level Limit Line Margin (dB) Read Level Ant Factor Cable Loss Preamp Factor APos TPos Remark MHz dBuV/m dBuV/m dBuV dB/m dB dB cm deg 1 5854.84 51.35 111.17 -59.82 36.85 36.51 10.83 32.84 106 296 PEAK 2 5873.76 52.21 105.55 -53.34 37.67 36.55 10.84 32.85 106 296 PEAK 3 5924.85 51.88 68.31 -16.43 37.21 36.65 10.89 32.87 106 296 PEAK 4 5932.45 52.95 68.30 -15.35 38.26 36.66 10.90 32.87 106 296 PEAK	Blank

Mode	68
	Band Edge - L
	U-NII-3_5.725-5.85_802.11n HT40_CH151_Full_5755MHz
ANT	9

Pol.	Vertical	Fundamental
Peak	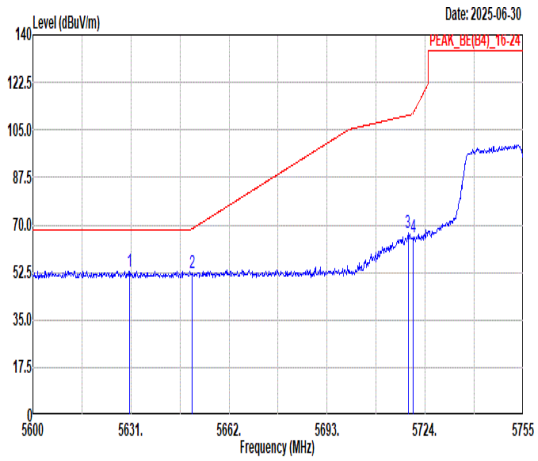 Freq Level Limit Line Margin (dB) Read Level Ant Factor Cable Loss Preamp Factor APos TPos Remark MHz dBuV/m dBuV/m dBuV dB/m dB dB cm deg 1 5630.54 52.95 68.30 -15.35 38.52 36.42 10.76 32.75 300 247 PEAK 2 5650.22 52.43 68.46 -16.03 37.88 36.50 10.81 32.76 300 247 PEAK 3 5718.58 67.02 110.40 -43.38 52.29 36.64 10.88 32.79 300 247 PEAK 4 5720.13 65.42 111.09 -45.67 50.69 36.64 10.88 32.79 300 247 PEAK	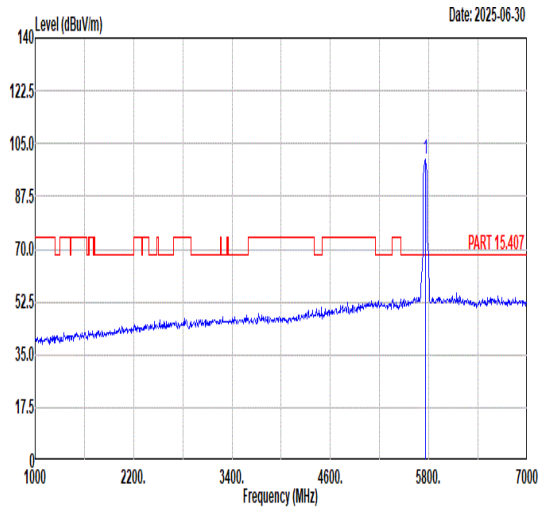 Freq Level Limit Line Margin (dB) Read Level Ant Factor Cable Loss Preamp Factor APos TPos Remark MHz dBuV/m dBuV/m dBuV dB/m dB dB cm deg 1 5755.00 99.79 ------ ------ 85.06 36.68 10.85 32.80 300 247 PEAK
Avg	Blank	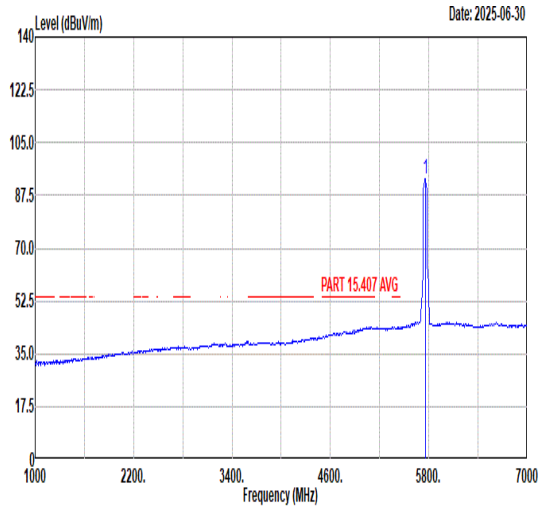 Freq Level Limit Line Margin (dB) Read Level Ant Factor Cable Loss Preamp Factor APos TPos Remark MHz dBuV/m dBuV/m dBuV dB/m dB dB cm deg 1 5755.00 93.15 ------ ------ 78.42 36.68 10.85 32.80 300 247 AVERAGE

Mode	68	
	Band Edge - R	
	U-NII-3_5.725-5.85_802.11n HT40_CH151_Full_5755MHz	
ANT	9	
Pol.	Vertical	Fundamental
Peak	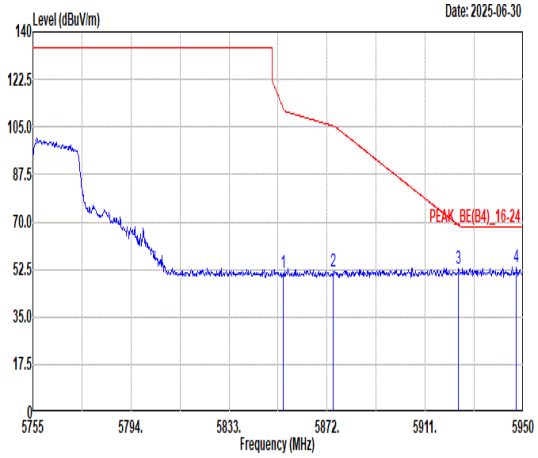 Freq Level Limit Line Margin (dB) Read Level Ant Factor Cable Loss Preamp Factor APos TPos Remark MHz dBuV/m dBuV/m dBuV dB/m dB dB cm deg 1 5854.65 51.21 111.61 -60.40 36.71 36.51 10.83 32.84 300 247 PEAK 2 5874.54 51.58 105.33 -53.75 37.04 36.55 10.84 32.85 300 247 PEAK 3 5924.26 52.76 68.75 -15.99 38.10 36.65 10.88 32.87 300 247 PEAK 4 5947.27 53.45 68.30 -14.85 38.72 36.69 10.92 32.88 300 247 PEAK	Blank

Mode	68	
	Harmonic	
	U-NII-3_5.725-5.85_802.11n HT40_CH151_Full_5755MHz	
ANT	9	
Pol.	Horizontal	Vertical
Peak Avg	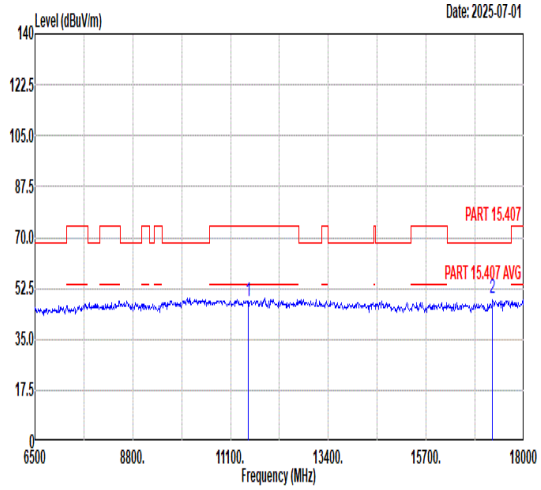 Freq Level Limit Line Margin Read Level Ant Factor Cable Loss Preamp Factor APos TPos Remark MHz dBuV/m dBuV/m dB dBuV dB/m dB dB cm deg 1 11510.00 48.07 74.00 -25.93 45.23 38.20 14.93 50.29 --- --- Peak 2 17265.00 48.99 68.30 -19.31 41.54 42.51 18.02 53.08 --- --- Peak	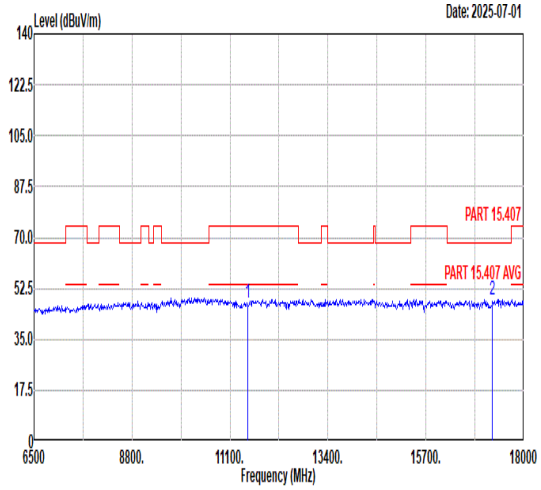 Freq Level Limit Line Margin Read Level Ant Factor Cable Loss Preamp Factor APos TPos Remark MHz dBuV/m dBuV/m dB dBuV dB/m dB dB cm deg 1 11510.00 47.49 74.00 -26.51 44.65 38.20 14.93 50.29 --- --- Peak 2 17265.00 48.79 68.30 -19.51 41.34 42.51 18.02 53.08 --- --- Peak

Mode	69	
	Band Edge - L	
	U-NII-3_5.725-5.85_802.11n HT40_CH159_Full_5795MHz	
ANT	9	
Pol.	Horizontal	Fundamental
Peak	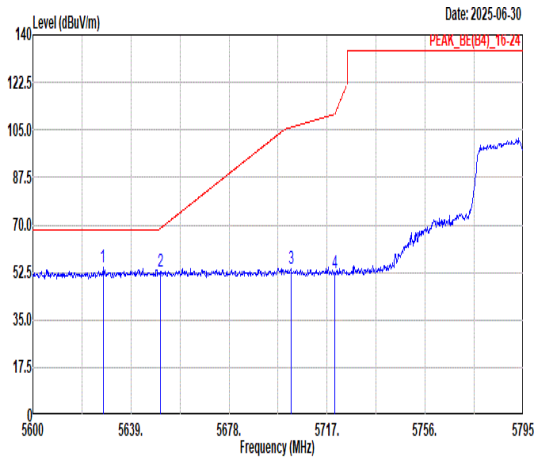 Freq Level Limit Line Margin (dB) Read Level Ant Factor Cable Loss Preamp Factor APos TPos Remark MHz dBuV/m dBuV/m dBuV dB/m dB dB cm deg 1 5627.89 54.25 68.30 -14.05 39.83 36.41 10.76 32.75 100 297 PEAK 2 5650.70 52.78 68.82 -16.04 38.23 36.50 10.81 32.76 100 297 PEAK 3 5702.57 54.10 105.92 -51.82 39.38 36.61 10.89 32.78 100 297 PEAK 4 5720.12 52.13 111.07 -58.94 37.40 36.64 10.88 32.79 100 297 PEAK	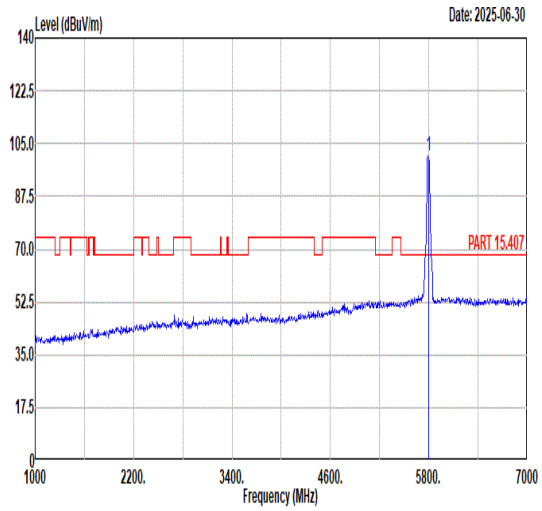 Freq Level Limit Line Margin (dB) Read Level Ant Factor Cable Loss Preamp Factor APos TPos Remark MHz dBuV/m dBuV/m dBuV dB/m dB dB cm deg 1 5795.00 100.67 ------ ------ 86.05 36.62 10.82 32.82 100 297 PEAK
Avg	Blank	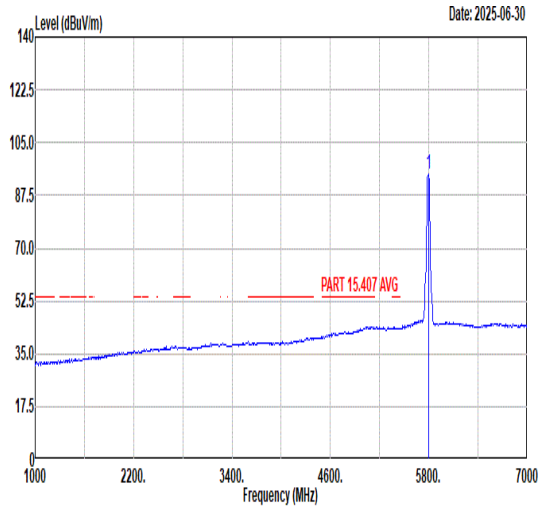 Freq Level Limit Line Margin (dB) Read Level Ant Factor Cable Loss Preamp Factor APos TPos Remark MHz dBuV/m dBuV/m dBuV dB/m dB dB cm deg 1 5795.00 94.51 ------ ------ 79.90 36.61 10.82 32.82 100 297 AVERAGE