
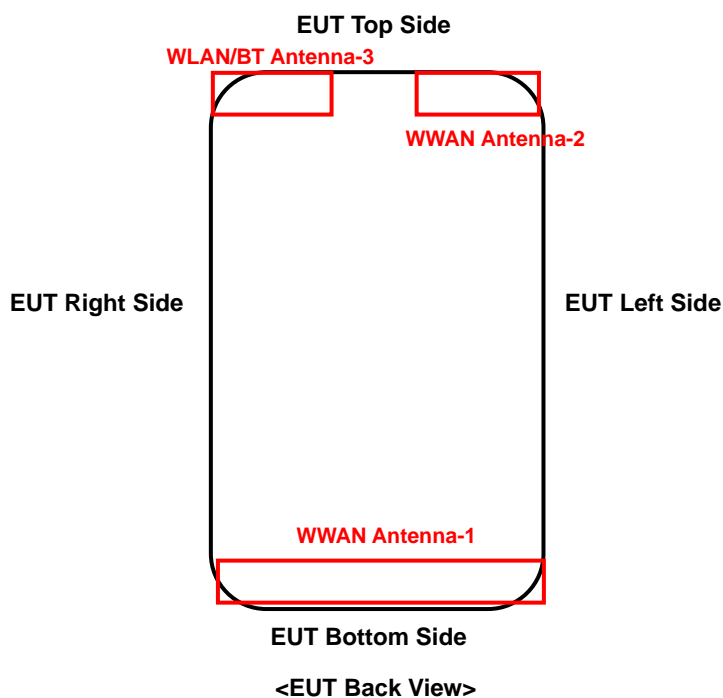


<Photographs of EUT>



<Antenna Location>





The separation distance for antenna to edge:

Antenna	Overall diagonal(mm)	Display diagonal(mm)	To Left Side (mm)	To Right Side (mm)	To Top Side (mm)	To Bottom Side (mm)
WWAN Antenna-1	178	168	0	0	157.93	0
WWAN Antenna-2			0	43.35	0	155.46
WLAN/BT Antenna-3			42.82	0	0	161.41


Antenna	Supported bands
WWAN Antenna-1	GSM850/1900, WCDMA II/IV/V, LTE Band 2/4/5/7/13/26/38/41/66
WWAN Antenna-2	GSM850/1900, WCDMA II/IV/V, LTE Band 2/4/5/7/13/26/38/41/66
WLAN/BT Antenna-3	WLAN 2.4G/5G, BT

<Photographs of SAR Setup>







Left Side of EUT with 1.0 cm Gap



Right Side of EUT with 1.0 cm Gap



Top Side of EUT with 1.0 cm Gap




Bottom Side of EUT with 1.0 cm Gap



Front Face of EUT with 1.3 cm Gap



Rear Face of EUT with 1.9 cm Gap



Top Side of EUT with 1.9 cm Gap




Bottom Side of EUT with 1.9 cm Gap




Front Face of EUT with 0 cm Gap



Rear Face of EUT with 0 cm Gap



Right Side of EUT with 0 cm Gap



Top Side of EUT with 0 cm Gap



BUREAU
VERITAS

FCC SAR Test Report

