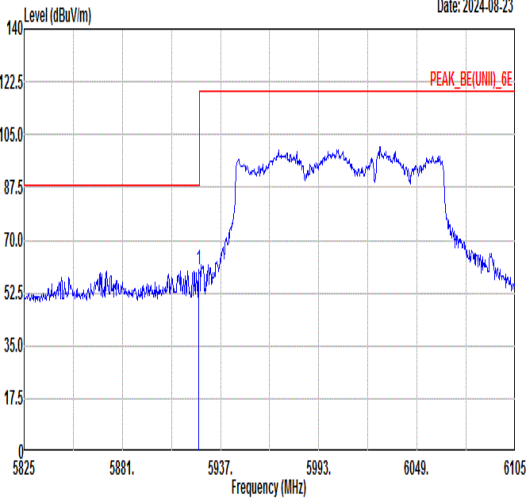
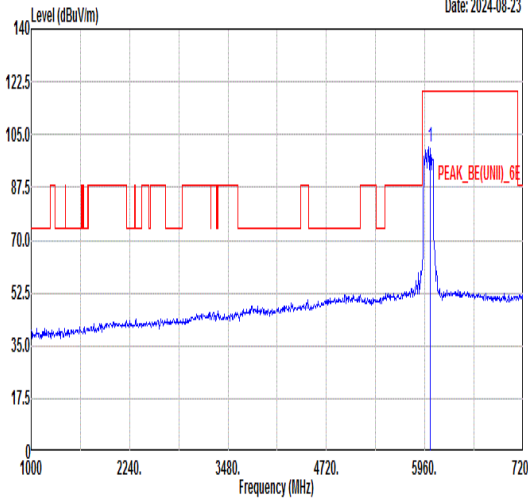
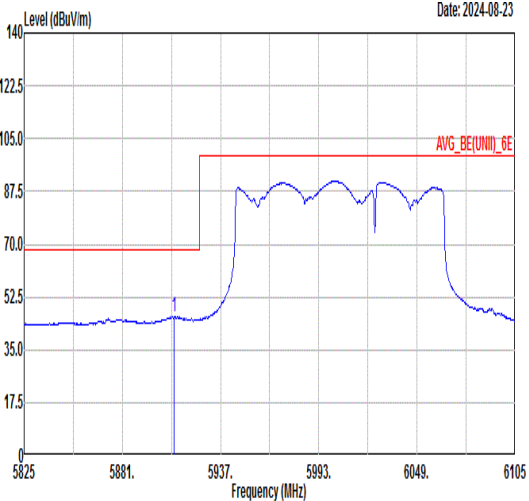
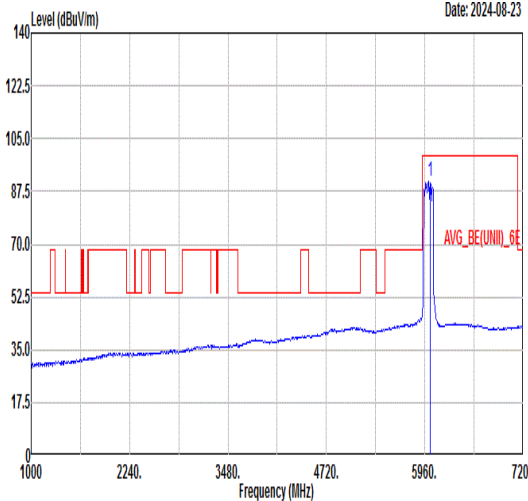
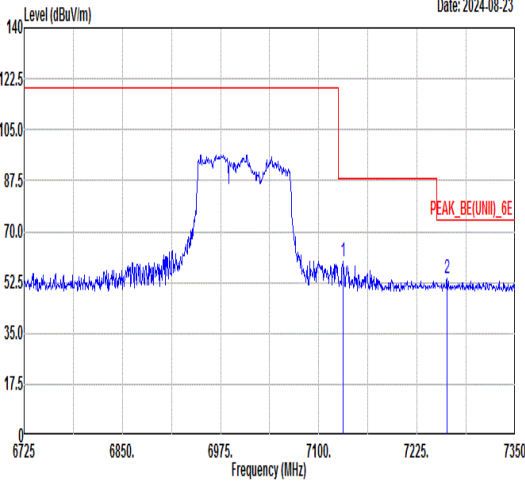
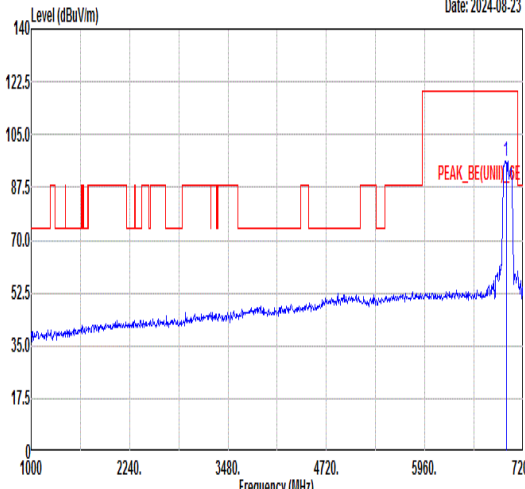
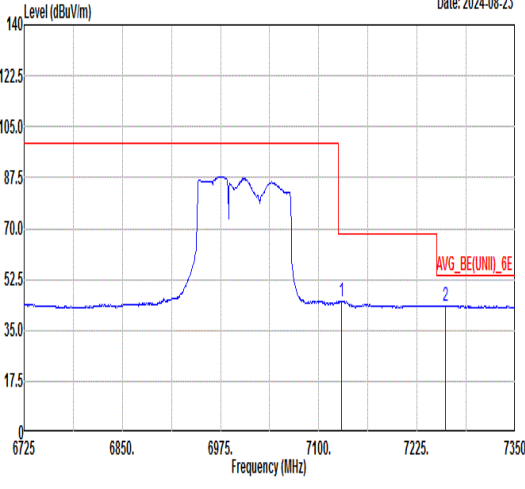
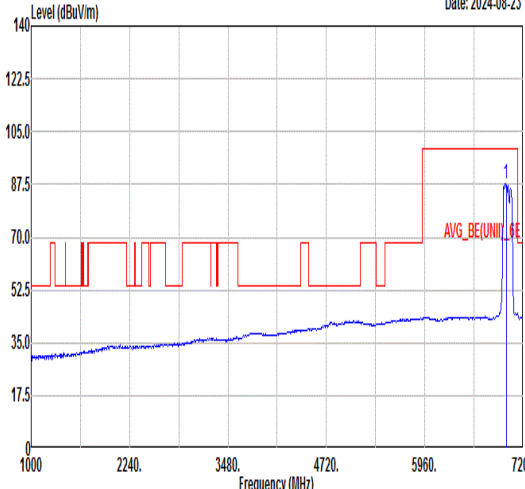


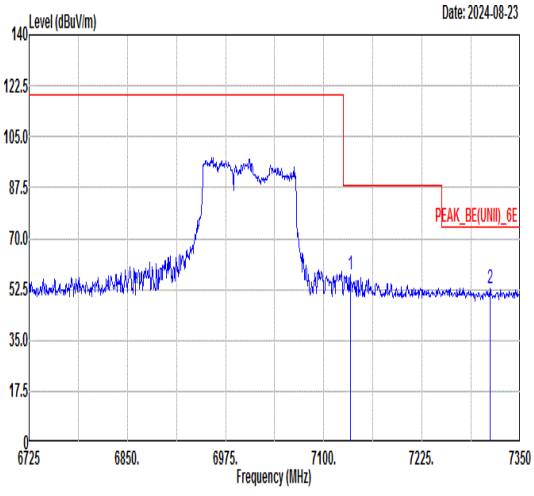
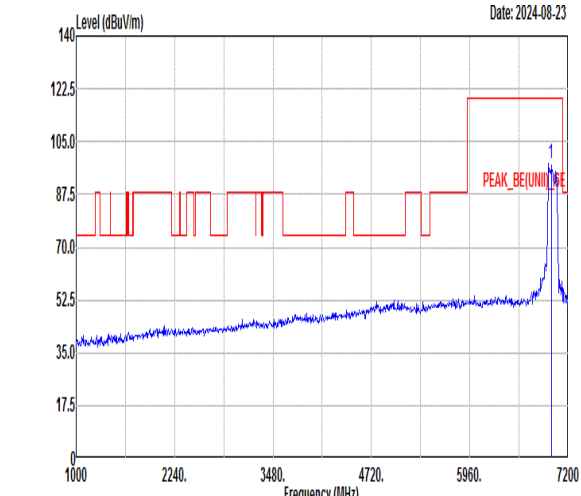
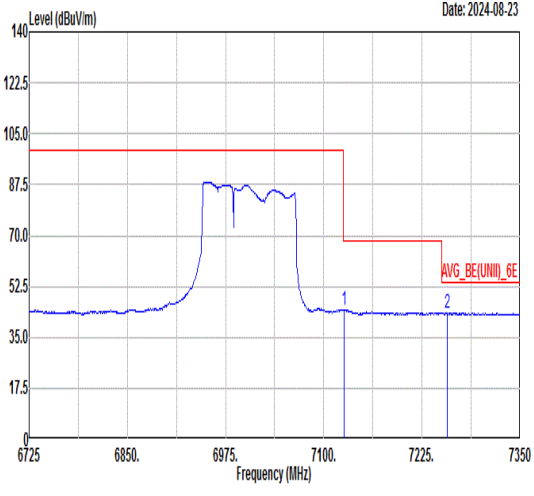
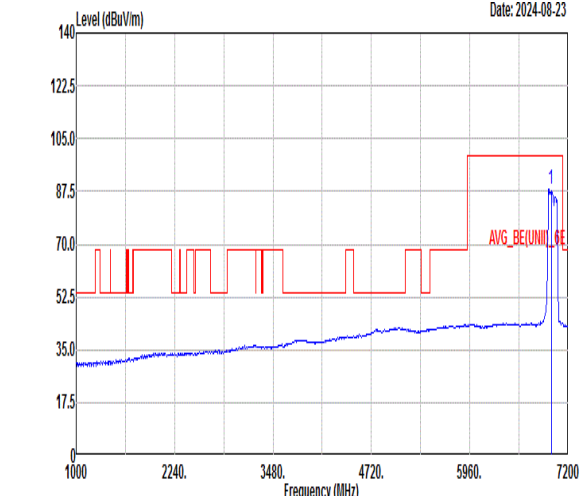


		70																																																																														
Mode	Band Edge																																																																															
	U-NII-5_6.875-7.125_802.11be EHT160_CH15_Large RU 996+484_6025MHz																																																																															
ANT	CDD 0+1																																																																															
Pol.	Vertical	Fundamental																																																																														
Peak	 <p style="text-align: right;">Date: 2024-08-23</p> <table border="1"> <thead> <tr> <th>Limit</th> <th>Margin</th> <th>Read</th> <th>Ant</th> <th>Cable</th> <th>Preamp</th> <th>APos</th> <th>TPos</th> <th>Remark</th> </tr> <tr> <th>Freq</th> <th>Level</th> <th>Line</th> <th>Level</th> <th>Factor</th> <th>Loss Factor</th> <th></th> <th></th> <th></th> </tr> <tr> <th>MHz</th> <th>dBuV/m</th> <th>dBuV/m</th> <th>dBuV</th> <th>dB/m</th> <th>dB</th> <th>dB</th> <th>cm</th> <th>deg</th> </tr> </thead> <tbody> <tr> <td>1</td> <td>5924.40</td> <td>60.09</td> <td>88.20</td> <td>-28.11</td> <td>45.93</td> <td>36.49</td> <td>10.44</td> <td>32.77</td> <td>100</td> <td>360</td> <td>PEAK</td> </tr> </tbody> </table>	Limit	Margin	Read	Ant	Cable	Preamp	APos	TPos	Remark	Freq	Level	Line	Level	Factor	Loss Factor				MHz	dBuV/m	dBuV/m	dBuV	dB/m	dB	dB	cm	deg	1	5924.40	60.09	88.20	-28.11	45.93	36.49	10.44	32.77	100	360	PEAK	 <p style="text-align: right;">Date: 2024-08-23</p> <table border="1"> <thead> <tr> <th>Limit</th> <th>Margin</th> <th>Read</th> <th>Ant</th> <th>Cable</th> <th>Preamp</th> <th>APos</th> <th>TPos</th> <th>Remark</th> </tr> <tr> <th>Freq</th> <th>Level</th> <th>Line</th> <th>Level</th> <th>Factor</th> <th>Loss Factor</th> <th></th> <th></th> <th></th> </tr> <tr> <th>MHz</th> <th>dBuV/m</th> <th>dBuV/m</th> <th>dBuV</th> <th>dB/m</th> <th>dB</th> <th>dB</th> <th>cm</th> <th>deg</th> </tr> </thead> <tbody> <tr> <td>1</td> <td>6025.00</td> <td>100.85</td> <td>-----</td> <td>-----</td> <td>86.47</td> <td>36.60</td> <td>10.58</td> <td>32.80</td> <td>100</td> <td>360</td> <td>PEAK</td> </tr> </tbody> </table>	Limit	Margin	Read	Ant	Cable	Preamp	APos	TPos	Remark	Freq	Level	Line	Level	Factor	Loss Factor				MHz	dBuV/m	dBuV/m	dBuV	dB/m	dB	dB	cm	deg	1	6025.00	100.85	-----	-----	86.47	36.60	10.58	32.80	100	360	PEAK
	Limit	Margin	Read	Ant	Cable	Preamp	APos	TPos	Remark																																																																							
Freq	Level	Line	Level	Factor	Loss Factor																																																																											
MHz	dBuV/m	dBuV/m	dBuV	dB/m	dB	dB	cm	deg																																																																								
1	5924.40	60.09	88.20	-28.11	45.93	36.49	10.44	32.77	100	360	PEAK																																																																					
Limit	Margin	Read	Ant	Cable	Preamp	APos	TPos	Remark																																																																								
Freq	Level	Line	Level	Factor	Loss Factor																																																																											
MHz	dBuV/m	dBuV/m	dBuV	dB/m	dB	dB	cm	deg																																																																								
1	6025.00	100.85	-----	-----	86.47	36.60	10.58	32.80	100	360	PEAK																																																																					
Avg	 <p style="text-align: right;">Date: 2024-08-23</p> <table border="1"> <thead> <tr> <th>Limit</th> <th>Margin</th> <th>Read</th> <th>Ant</th> <th>Cable</th> <th>Preamp</th> <th>APos</th> <th>TPos</th> <th>Remark</th> </tr> <tr> <th>Freq</th> <th>Level</th> <th>Line</th> <th>Level</th> <th>Factor</th> <th>Loss Factor</th> <th></th> <th></th> <th></th> </tr> <tr> <th>MHz</th> <th>dBuV/m</th> <th>dBuV/m</th> <th>dBuV</th> <th>dB/m</th> <th>dB</th> <th>dB</th> <th>cm</th> <th>deg</th> </tr> </thead> <tbody> <tr> <td>1</td> <td>5910.68</td> <td>45.90</td> <td>68.20</td> <td>-22.30</td> <td>31.78</td> <td>36.47</td> <td>10.41</td> <td>32.76</td> <td>100</td> <td>360</td> <td>AVERAGE</td> </tr> </tbody> </table>	Limit	Margin	Read	Ant	Cable	Preamp	APos	TPos	Remark	Freq	Level	Line	Level	Factor	Loss Factor				MHz	dBuV/m	dBuV/m	dBuV	dB/m	dB	dB	cm	deg	1	5910.68	45.90	68.20	-22.30	31.78	36.47	10.41	32.76	100	360	AVERAGE	 <p style="text-align: right;">Date: 2024-08-23</p> <table border="1"> <thead> <tr> <th>Limit</th> <th>Margin</th> <th>Read</th> <th>Ant</th> <th>Cable</th> <th>Preamp</th> <th>APos</th> <th>TPos</th> <th>Remark</th> </tr> <tr> <th>Freq</th> <th>Level</th> <th>Line</th> <th>Level</th> <th>Factor</th> <th>Loss Factor</th> <th></th> <th></th> <th></th> </tr> <tr> <th>MHz</th> <th>dBuV/m</th> <th>dBuV/m</th> <th>dBuV</th> <th>dB/m</th> <th>dB</th> <th>dB</th> <th>cm</th> <th>deg</th> </tr> </thead> <tbody> <tr> <td>1</td> <td>6025.00</td> <td>90.71</td> <td>-----</td> <td>-----</td> <td>76.33</td> <td>36.60</td> <td>10.58</td> <td>32.80</td> <td>100</td> <td>360</td> <td>AVERAGE</td> </tr> </tbody> </table>	Limit	Margin	Read	Ant	Cable	Preamp	APos	TPos	Remark	Freq	Level	Line	Level	Factor	Loss Factor				MHz	dBuV/m	dBuV/m	dBuV	dB/m	dB	dB	cm	deg	1	6025.00	90.71	-----	-----	76.33	36.60	10.58	32.80	100	360	AVERAGE
Limit	Margin	Read	Ant	Cable	Preamp	APos	TPos	Remark																																																																								
Freq	Level	Line	Level	Factor	Loss Factor																																																																											
MHz	dBuV/m	dBuV/m	dBuV	dB/m	dB	dB	cm	deg																																																																								
1	5910.68	45.90	68.20	-22.30	31.78	36.47	10.41	32.76	100	360	AVERAGE																																																																					
Limit	Margin	Read	Ant	Cable	Preamp	APos	TPos	Remark																																																																								
Freq	Level	Line	Level	Factor	Loss Factor																																																																											
MHz	dBuV/m	dBuV/m	dBuV	dB/m	dB	dB	cm	deg																																																																								
1	6025.00	90.71	-----	-----	76.33	36.60	10.58	32.80	100	360	AVERAGE																																																																					

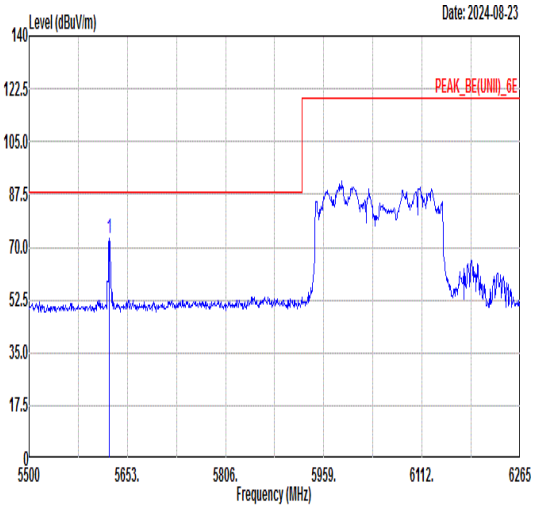
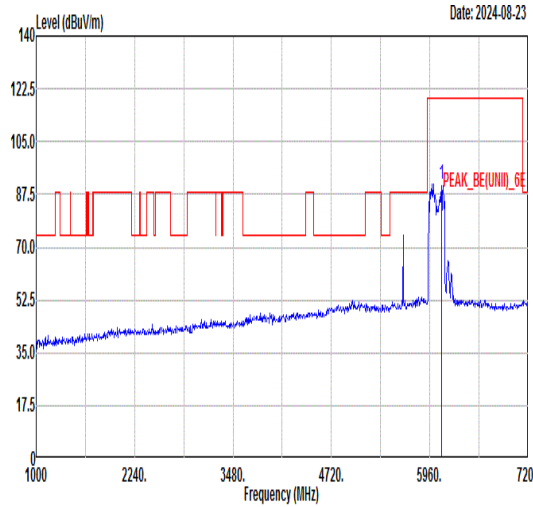
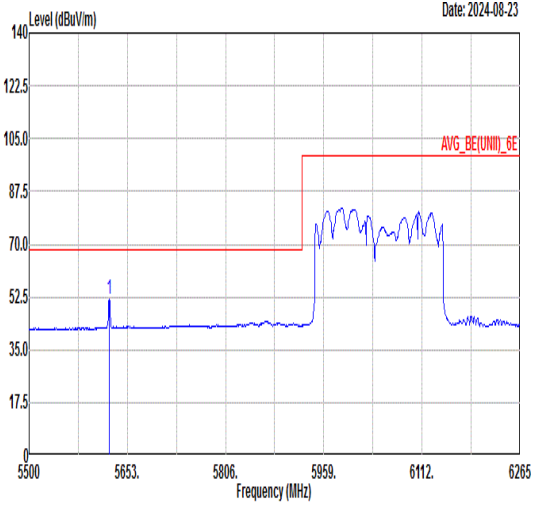
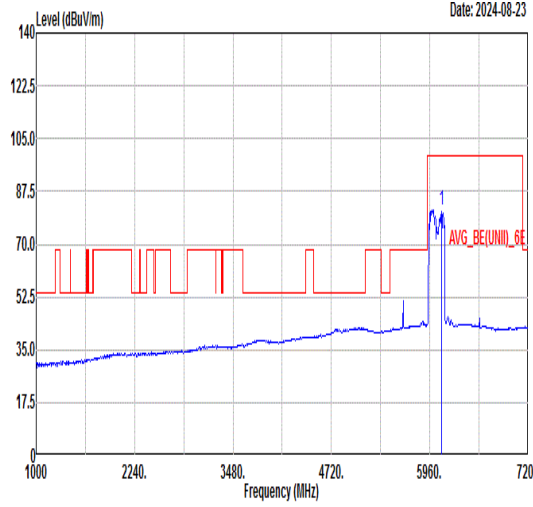


		71																																																																																							
Mode	Band Edge																																																																																								
	U-NII-8_6.875-7.125_802.11be EHT160_CH207_Large RU 996+484_6985MHz																																																																																								
ANT	CDD 0+1																																																																																								
Pol.	Horizontal	Fundamental																																																																																							
Peak	 <p style="text-align: right;">Date: 2024-08-23</p> <table border="1"> <thead> <tr> <th>Limit</th> <th>Margin</th> <th>Read</th> <th>Ant</th> <th>Cable</th> <th>Preamp</th> <th>APos</th> <th>TPos</th> <th></th> </tr> <tr> <th>Freq</th> <th>Level</th> <th>Line</th> <th>Level</th> <th>Factor</th> <th>Loss Factor</th> <th></th> <th></th> <th>Remark</th> </tr> <tr> <th>MHz</th> <th>dBuV/m</th> <th>dBuV/m</th> <th>dBuV</th> <th>dB/m</th> <th>dB</th> <th>dB</th> <th>cm</th> <th>deg</th> </tr> </thead> <tbody> <tr> <td>1</td> <td>7130.63</td> <td>59.88</td> <td>88.20</td> <td>-28.32</td> <td>46.39</td> <td>36.95</td> <td>10.19</td> <td>33.65</td> <td>352</td> <td>33 PEAK</td> </tr> <tr> <td>2</td> <td>7263.13</td> <td>54.01</td> <td>74.00</td> <td>-19.99</td> <td>40.53</td> <td>36.89</td> <td>10.18</td> <td>33.59</td> <td>352</td> <td>33 PEAK</td> </tr> </tbody> </table>	Limit	Margin	Read	Ant	Cable	Preamp	APos	TPos		Freq	Level	Line	Level	Factor	Loss Factor			Remark	MHz	dBuV/m	dBuV/m	dBuV	dB/m	dB	dB	cm	deg	1	7130.63	59.88	88.20	-28.32	46.39	36.95	10.19	33.65	352	33 PEAK	2	7263.13	54.01	74.00	-19.99	40.53	36.89	10.18	33.59	352	33 PEAK	 <p style="text-align: right;">Date: 2024-08-23</p> <table border="1"> <thead> <tr> <th>Limit</th> <th>Margin</th> <th>Read</th> <th>Ant</th> <th>Cable</th> <th>Preamp</th> <th>APos</th> <th>TPos</th> <th></th> </tr> <tr> <th>Freq</th> <th>Level</th> <th>Line</th> <th>Level</th> <th>Factor</th> <th>Loss Factor</th> <th></th> <th></th> <th>Remark</th> </tr> <tr> <th>MHz</th> <th>dBuV/m</th> <th>dBuV/m</th> <th>dBuV</th> <th>dB/m</th> <th>dB</th> <th>dB</th> <th>cm</th> <th>deg</th> </tr> </thead> <tbody> <tr> <td>1</td> <td>6985.00</td> <td>95.98</td> <td>-----</td> <td>-----</td> <td>82.46</td> <td>37.00</td> <td>10.22</td> <td>33.70</td> <td>352</td> <td>33 PEAK</td> </tr> </tbody> </table>	Limit	Margin	Read	Ant	Cable	Preamp	APos	TPos		Freq	Level	Line	Level	Factor	Loss Factor			Remark	MHz	dBuV/m	dBuV/m	dBuV	dB/m	dB	dB	cm	deg	1	6985.00	95.98	-----	-----	82.46	37.00	10.22	33.70	352	33 PEAK
	Limit	Margin	Read	Ant	Cable	Preamp	APos	TPos																																																																																	
Freq	Level	Line	Level	Factor	Loss Factor			Remark																																																																																	
MHz	dBuV/m	dBuV/m	dBuV	dB/m	dB	dB	cm	deg																																																																																	
1	7130.63	59.88	88.20	-28.32	46.39	36.95	10.19	33.65	352	33 PEAK																																																																															
2	7263.13	54.01	74.00	-19.99	40.53	36.89	10.18	33.59	352	33 PEAK																																																																															
Limit	Margin	Read	Ant	Cable	Preamp	APos	TPos																																																																																		
Freq	Level	Line	Level	Factor	Loss Factor			Remark																																																																																	
MHz	dBuV/m	dBuV/m	dBuV	dB/m	dB	dB	cm	deg																																																																																	
1	6985.00	95.98	-----	-----	82.46	37.00	10.22	33.70	352	33 PEAK																																																																															
Avg	 <p style="text-align: right;">Date: 2024-08-23</p> <table border="1"> <thead> <tr> <th>Limit</th> <th>Margin</th> <th>Read</th> <th>Ant</th> <th>Cable</th> <th>Preamp</th> <th>APos</th> <th>TPos</th> <th></th> </tr> <tr> <th>Freq</th> <th>Level</th> <th>Line</th> <th>Level</th> <th>Factor</th> <th>Loss Factor</th> <th></th> <th></th> <th>Remark</th> </tr> <tr> <th>MHz</th> <th>dBuV/m</th> <th>dBuV/m</th> <th>dBuV</th> <th>dB/m</th> <th>dB</th> <th>dB</th> <th>cm</th> <th>deg</th> </tr> </thead> <tbody> <tr> <td>1</td> <td>7128.75</td> <td>45.04</td> <td>68.20</td> <td>-23.16</td> <td>31.55</td> <td>36.95</td> <td>10.19</td> <td>33.65</td> <td>352</td> <td>33 AVERAGE</td> </tr> <tr> <td>2</td> <td>7261.25</td> <td>43.48</td> <td>54.00</td> <td>-10.52</td> <td>30.00</td> <td>36.90</td> <td>10.18</td> <td>33.60</td> <td>352</td> <td>33 AVERAGE</td> </tr> </tbody> </table>	Limit	Margin	Read	Ant	Cable	Preamp	APos	TPos		Freq	Level	Line	Level	Factor	Loss Factor			Remark	MHz	dBuV/m	dBuV/m	dBuV	dB/m	dB	dB	cm	deg	1	7128.75	45.04	68.20	-23.16	31.55	36.95	10.19	33.65	352	33 AVERAGE	2	7261.25	43.48	54.00	-10.52	30.00	36.90	10.18	33.60	352	33 AVERAGE	 <p style="text-align: right;">Date: 2024-08-23</p> <table border="1"> <thead> <tr> <th>Limit</th> <th>Margin</th> <th>Read</th> <th>Ant</th> <th>Cable</th> <th>Preamp</th> <th>APos</th> <th>TPos</th> <th></th> </tr> <tr> <th>Freq</th> <th>Level</th> <th>Line</th> <th>Level</th> <th>Factor</th> <th>Loss Factor</th> <th></th> <th></th> <th>Remark</th> </tr> <tr> <th>MHz</th> <th>dBuV/m</th> <th>dBuV/m</th> <th>dBuV</th> <th>dB/m</th> <th>dB</th> <th>dB</th> <th>cm</th> <th>deg</th> </tr> </thead> <tbody> <tr> <td>1</td> <td>6985.00</td> <td>87.80</td> <td>-----</td> <td>-----</td> <td>74.26</td> <td>36.99</td> <td>10.23</td> <td>33.68</td> <td>352</td> <td>33 AVERAGE</td> </tr> </tbody> </table>	Limit	Margin	Read	Ant	Cable	Preamp	APos	TPos		Freq	Level	Line	Level	Factor	Loss Factor			Remark	MHz	dBuV/m	dBuV/m	dBuV	dB/m	dB	dB	cm	deg	1	6985.00	87.80	-----	-----	74.26	36.99	10.23	33.68	352	33 AVERAGE
Limit	Margin	Read	Ant	Cable	Preamp	APos	TPos																																																																																		
Freq	Level	Line	Level	Factor	Loss Factor			Remark																																																																																	
MHz	dBuV/m	dBuV/m	dBuV	dB/m	dB	dB	cm	deg																																																																																	
1	7128.75	45.04	68.20	-23.16	31.55	36.95	10.19	33.65	352	33 AVERAGE																																																																															
2	7261.25	43.48	54.00	-10.52	30.00	36.90	10.18	33.60	352	33 AVERAGE																																																																															
Limit	Margin	Read	Ant	Cable	Preamp	APos	TPos																																																																																		
Freq	Level	Line	Level	Factor	Loss Factor			Remark																																																																																	
MHz	dBuV/m	dBuV/m	dBuV	dB/m	dB	dB	cm	deg																																																																																	
1	6985.00	87.80	-----	-----	74.26	36.99	10.23	33.68	352	33 AVERAGE																																																																															

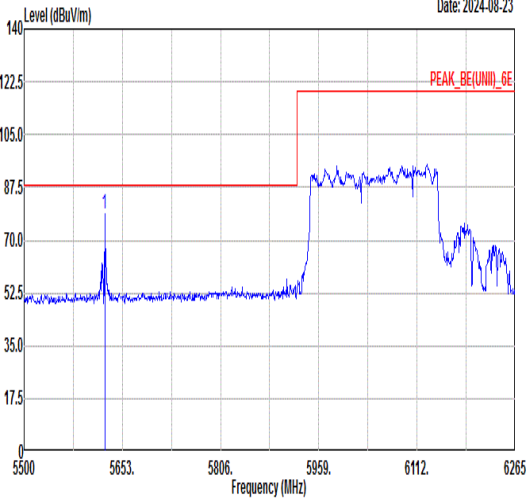
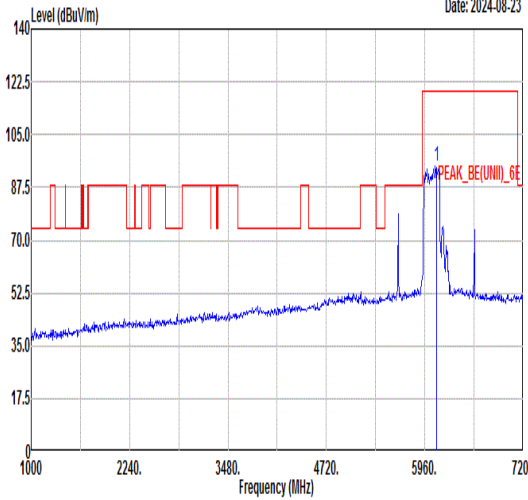
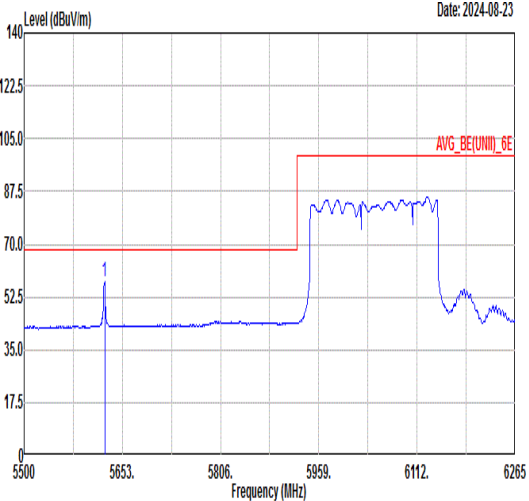
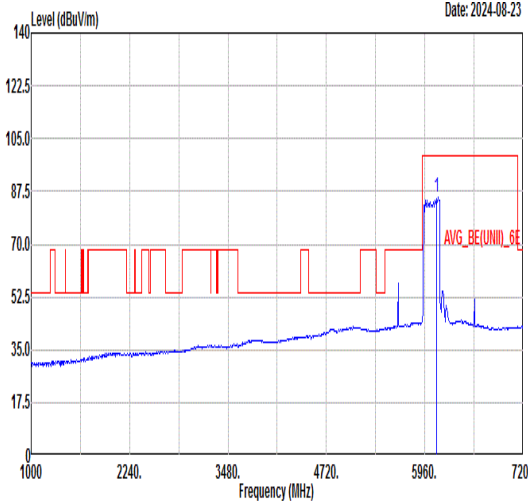


		71																																																																																										
Mode	Band Edge																																																																																											
	U-NII-8_6.875-7.125_802.11be EHT160_CH207_Large RU 996+484_6985MHz																																																																																											
ANT	CDD 0+1																																																																																											
Pol.	Vertical	Fundamental																																																																																										
Peak	 <p style="text-align: right;">Date: 2024-08-23</p> <table border="1"> <thead> <tr> <th>Limit</th> <th>Margin</th> <th>Read</th> <th>Ant</th> <th>Cable</th> <th>Preamp</th> <th>APos</th> <th>TPos</th> <th></th> </tr> <tr> <th>Freq</th> <th>Level</th> <th>Line</th> <th>(dB)</th> <th>Level</th> <th>Factor</th> <th>Loss Factor</th> <th></th> <th>Remark</th> </tr> <tr> <th>MHz</th> <th>dBuV/m</th> <th>dBuV/m</th> <th>dBuV</th> <th>dB/m</th> <th>dB</th> <th>dB</th> <th>cm</th> <th>deg</th> </tr> </thead> <tbody> <tr> <td>1</td> <td>7133.75</td> <td>57.47</td> <td>88.20</td> <td>-30.73</td> <td>43.98</td> <td>36.95</td> <td>10.19</td> <td>33.65</td> <td>160</td> <td>360</td> <td>PEAK</td> </tr> <tr> <td>2</td> <td>7311.25</td> <td>53.03</td> <td>74.00</td> <td>-20.97</td> <td>39.55</td> <td>36.88</td> <td>10.18</td> <td>33.58</td> <td>160</td> <td>360</td> <td>PEAK</td> </tr> </tbody> </table>	Limit	Margin	Read	Ant	Cable	Preamp	APos	TPos		Freq	Level	Line	(dB)	Level	Factor	Loss Factor		Remark	MHz	dBuV/m	dBuV/m	dBuV	dB/m	dB	dB	cm	deg	1	7133.75	57.47	88.20	-30.73	43.98	36.95	10.19	33.65	160	360	PEAK	2	7311.25	53.03	74.00	-20.97	39.55	36.88	10.18	33.58	160	360	PEAK	 <p style="text-align: right;">Date: 2024-08-23</p> <table border="1"> <thead> <tr> <th>Limit</th> <th>Margin</th> <th>Read</th> <th>Ant</th> <th>Cable</th> <th>Preamp</th> <th>APos</th> <th>TPos</th> <th></th> </tr> <tr> <th>Freq</th> <th>Level</th> <th>Line</th> <th>(dB)</th> <th>Level</th> <th>Factor</th> <th>Loss Factor</th> <th></th> <th>Remark</th> </tr> <tr> <th>MHz</th> <th>dBuV/m</th> <th>dBuV/m</th> <th>dBuV</th> <th>dB/m</th> <th>dB</th> <th>dB</th> <th>cm</th> <th>deg</th> </tr> </thead> <tbody> <tr> <td>1</td> <td>6985.00</td> <td>97.65</td> <td>-----</td> <td>-----</td> <td>84.09</td> <td>36.98</td> <td>10.23</td> <td>33.65</td> <td>160</td> <td>360</td> <td>PEAK</td> </tr> </tbody> </table>	Limit	Margin	Read	Ant	Cable	Preamp	APos	TPos		Freq	Level	Line	(dB)	Level	Factor	Loss Factor		Remark	MHz	dBuV/m	dBuV/m	dBuV	dB/m	dB	dB	cm	deg	1	6985.00	97.65	-----	-----	84.09	36.98	10.23	33.65	160	360	PEAK
	Limit	Margin	Read	Ant	Cable	Preamp	APos	TPos																																																																																				
Freq	Level	Line	(dB)	Level	Factor	Loss Factor		Remark																																																																																				
MHz	dBuV/m	dBuV/m	dBuV	dB/m	dB	dB	cm	deg																																																																																				
1	7133.75	57.47	88.20	-30.73	43.98	36.95	10.19	33.65	160	360	PEAK																																																																																	
2	7311.25	53.03	74.00	-20.97	39.55	36.88	10.18	33.58	160	360	PEAK																																																																																	
Limit	Margin	Read	Ant	Cable	Preamp	APos	TPos																																																																																					
Freq	Level	Line	(dB)	Level	Factor	Loss Factor		Remark																																																																																				
MHz	dBuV/m	dBuV/m	dBuV	dB/m	dB	dB	cm	deg																																																																																				
1	6985.00	97.65	-----	-----	84.09	36.98	10.23	33.65	160	360	PEAK																																																																																	
Avg	 <p style="text-align: right;">Date: 2024-08-23</p> <table border="1"> <thead> <tr> <th>Limit</th> <th>Margin</th> <th>Read</th> <th>Ant</th> <th>Cable</th> <th>Preamp</th> <th>APos</th> <th>TPos</th> <th></th> </tr> <tr> <th>Freq</th> <th>Level</th> <th>Line</th> <th>(dB)</th> <th>Level</th> <th>Factor</th> <th>Loss Factor</th> <th></th> <th>Remark</th> </tr> <tr> <th>MHz</th> <th>dBuV/m</th> <th>dBuV/m</th> <th>dBuV</th> <th>dB/m</th> <th>dB</th> <th>dB</th> <th>cm</th> <th>deg</th> </tr> </thead> <tbody> <tr> <td>1</td> <td>7126.25</td> <td>44.49</td> <td>68.20</td> <td>-23.71</td> <td>30.99</td> <td>36.95</td> <td>10.20</td> <td>33.65</td> <td>160</td> <td>360</td> <td>AVERAGE</td> </tr> <tr> <td>2</td> <td>7256.88</td> <td>43.40</td> <td>54.00</td> <td>-10.60</td> <td>29.92</td> <td>36.90</td> <td>10.18</td> <td>33.60</td> <td>160</td> <td>360</td> <td>AVERAGE</td> </tr> </tbody> </table>	Limit	Margin	Read	Ant	Cable	Preamp	APos	TPos		Freq	Level	Line	(dB)	Level	Factor	Loss Factor		Remark	MHz	dBuV/m	dBuV/m	dBuV	dB/m	dB	dB	cm	deg	1	7126.25	44.49	68.20	-23.71	30.99	36.95	10.20	33.65	160	360	AVERAGE	2	7256.88	43.40	54.00	-10.60	29.92	36.90	10.18	33.60	160	360	AVERAGE	 <p style="text-align: right;">Date: 2024-08-23</p> <table border="1"> <thead> <tr> <th>Limit</th> <th>Margin</th> <th>Read</th> <th>Ant</th> <th>Cable</th> <th>Preamp</th> <th>APos</th> <th>TPos</th> <th></th> </tr> <tr> <th>Freq</th> <th>Level</th> <th>Line</th> <th>(dB)</th> <th>Level</th> <th>Factor</th> <th>Loss Factor</th> <th></th> <th>Remark</th> </tr> <tr> <th>MHz</th> <th>dBuV/m</th> <th>dBuV/m</th> <th>dBuV</th> <th>dB/m</th> <th>dB</th> <th>dB</th> <th>cm</th> <th>deg</th> </tr> </thead> <tbody> <tr> <td>1</td> <td>6985.00</td> <td>88.19</td> <td>-----</td> <td>-----</td> <td>74.63</td> <td>36.98</td> <td>10.23</td> <td>33.65</td> <td>160</td> <td>360</td> <td>AVERAGE</td> </tr> </tbody> </table>	Limit	Margin	Read	Ant	Cable	Preamp	APos	TPos		Freq	Level	Line	(dB)	Level	Factor	Loss Factor		Remark	MHz	dBuV/m	dBuV/m	dBuV	dB/m	dB	dB	cm	deg	1	6985.00	88.19	-----	-----	74.63	36.98	10.23	33.65	160	360	AVERAGE
Limit	Margin	Read	Ant	Cable	Preamp	APos	TPos																																																																																					
Freq	Level	Line	(dB)	Level	Factor	Loss Factor		Remark																																																																																				
MHz	dBuV/m	dBuV/m	dBuV	dB/m	dB	dB	cm	deg																																																																																				
1	7126.25	44.49	68.20	-23.71	30.99	36.95	10.20	33.65	160	360	AVERAGE																																																																																	
2	7256.88	43.40	54.00	-10.60	29.92	36.90	10.18	33.60	160	360	AVERAGE																																																																																	
Limit	Margin	Read	Ant	Cable	Preamp	APos	TPos																																																																																					
Freq	Level	Line	(dB)	Level	Factor	Loss Factor		Remark																																																																																				
MHz	dBuV/m	dBuV/m	dBuV	dB/m	dB	dB	cm	deg																																																																																				
1	6985.00	88.19	-----	-----	74.63	36.98	10.23	33.65	160	360	AVERAGE																																																																																	

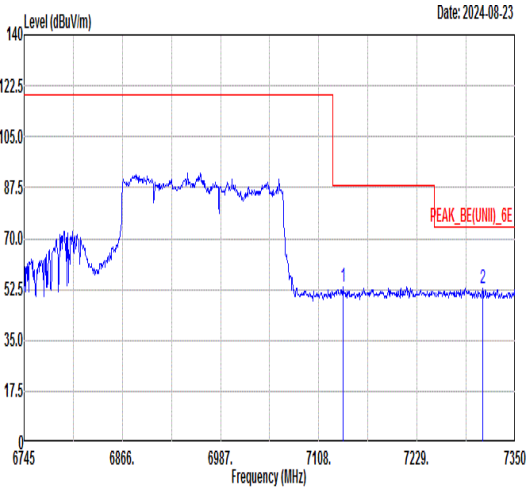
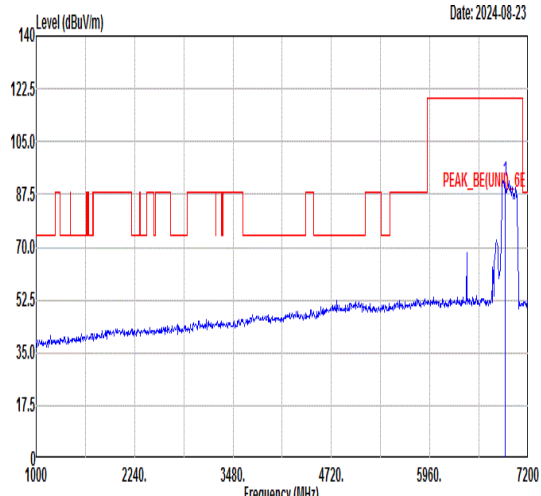
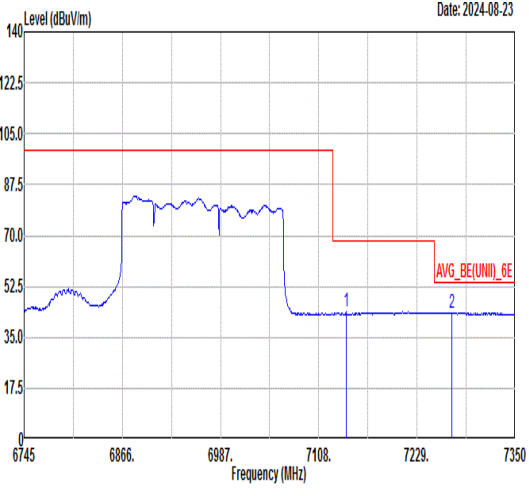
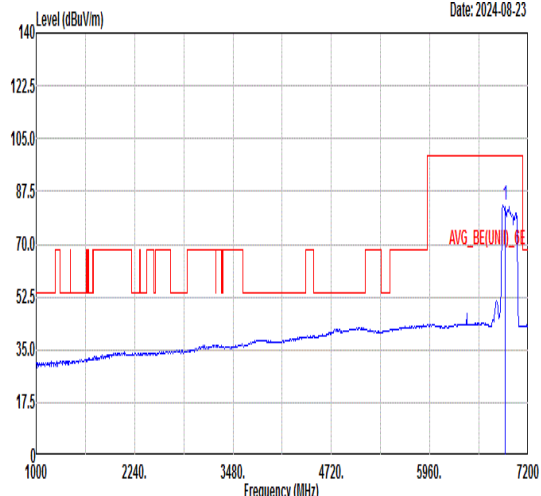


		72																																																																														
Mode	Band Edge																																																																															
	U-NII-5_6.875-7.125_802.11be EHT320_CH31_Large RU 996*2+484_6105MHz																																																																															
ANT	CDD 0+1																																																																															
Pol.	Horizontal	Fundamental																																																																														
Peak	 <p style="text-align: right;">Date: 2024-08-23</p> <table border="1"> <thead> <tr> <th>Limit</th> <th>Margin</th> <th>Read</th> <th>Ant</th> <th>Cable</th> <th>Preamp</th> <th>APos</th> <th>TPos</th> <th>Remark</th> </tr> <tr> <th>Freq</th> <th>Level</th> <th>Line</th> <th>Level</th> <th>Factor</th> <th>Loss Factor</th> <th></th> <th></th> <th></th> </tr> <tr> <th>MHz</th> <th>dBuV/m</th> <th>dBuV/m</th> <th>dBuV</th> <th>dB/m</th> <th>dB</th> <th>dB</th> <th>cm</th> <th>deg</th> </tr> </thead> <tbody> <tr> <td>1</td> <td>5624.70</td> <td>73.03</td> <td>88.20</td> <td>-15.17</td> <td>59.80</td> <td>36.07</td> <td>9.81</td> <td>32.65</td> <td>400</td> <td>120</td> <td>PEAK</td> </tr> </tbody> </table>	Limit	Margin	Read	Ant	Cable	Preamp	APos	TPos	Remark	Freq	Level	Line	Level	Factor	Loss Factor				MHz	dBuV/m	dBuV/m	dBuV	dB/m	dB	dB	cm	deg	1	5624.70	73.03	88.20	-15.17	59.80	36.07	9.81	32.65	400	120	PEAK	 <p style="text-align: right;">Date: 2024-08-23</p> <table border="1"> <thead> <tr> <th>Limit</th> <th>Margin</th> <th>Read</th> <th>Ant</th> <th>Cable</th> <th>Preamp</th> <th>APos</th> <th>TPos</th> <th>Remark</th> </tr> <tr> <th>Freq</th> <th>Level</th> <th>Line</th> <th>Level</th> <th>Factor</th> <th>Loss Factor</th> <th></th> <th></th> <th></th> </tr> <tr> <th>MHz</th> <th>dBuV/m</th> <th>dBuV/m</th> <th>dBuV</th> <th>dB/m</th> <th>dB</th> <th>dB</th> <th>cm</th> <th>deg</th> </tr> </thead> <tbody> <tr> <td>1</td> <td>6105.00</td> <td>90.72</td> <td>-----</td> <td>-----</td> <td>76.34</td> <td>36.60</td> <td>10.58</td> <td>32.80</td> <td>400</td> <td>120</td> <td>PEAK</td> </tr> </tbody> </table>	Limit	Margin	Read	Ant	Cable	Preamp	APos	TPos	Remark	Freq	Level	Line	Level	Factor	Loss Factor				MHz	dBuV/m	dBuV/m	dBuV	dB/m	dB	dB	cm	deg	1	6105.00	90.72	-----	-----	76.34	36.60	10.58	32.80	400	120	PEAK
	Limit	Margin	Read	Ant	Cable	Preamp	APos	TPos	Remark																																																																							
Freq	Level	Line	Level	Factor	Loss Factor																																																																											
MHz	dBuV/m	dBuV/m	dBuV	dB/m	dB	dB	cm	deg																																																																								
1	5624.70	73.03	88.20	-15.17	59.80	36.07	9.81	32.65	400	120	PEAK																																																																					
Limit	Margin	Read	Ant	Cable	Preamp	APos	TPos	Remark																																																																								
Freq	Level	Line	Level	Factor	Loss Factor																																																																											
MHz	dBuV/m	dBuV/m	dBuV	dB/m	dB	dB	cm	deg																																																																								
1	6105.00	90.72	-----	-----	76.34	36.60	10.58	32.80	400	120	PEAK																																																																					
Avg	 <p style="text-align: right;">Date: 2024-08-23</p> <table border="1"> <thead> <tr> <th>Limit</th> <th>Margin</th> <th>Read</th> <th>Ant</th> <th>Cable</th> <th>Preamp</th> <th>APos</th> <th>TPos</th> <th>Remark</th> </tr> <tr> <th>Freq</th> <th>Level</th> <th>Line</th> <th>Level</th> <th>Factor</th> <th>Loss Factor</th> <th></th> <th></th> <th></th> </tr> <tr> <th>MHz</th> <th>dBuV/m</th> <th>dBuV/m</th> <th>dBuV</th> <th>dB/m</th> <th>dB</th> <th>dB</th> <th>cm</th> <th>deg</th> </tr> </thead> <tbody> <tr> <td>1</td> <td>5624.70</td> <td>51.55</td> <td>68.20</td> <td>-16.65</td> <td>38.32</td> <td>36.07</td> <td>9.81</td> <td>32.65</td> <td>400</td> <td>120</td> <td>AVERAGE</td> </tr> </tbody> </table>	Limit	Margin	Read	Ant	Cable	Preamp	APos	TPos	Remark	Freq	Level	Line	Level	Factor	Loss Factor				MHz	dBuV/m	dBuV/m	dBuV	dB/m	dB	dB	cm	deg	1	5624.70	51.55	68.20	-16.65	38.32	36.07	9.81	32.65	400	120	AVERAGE	 <p style="text-align: right;">Date: 2024-08-23</p> <table border="1"> <thead> <tr> <th>Limit</th> <th>Margin</th> <th>Read</th> <th>Ant</th> <th>Cable</th> <th>Preamp</th> <th>APos</th> <th>TPos</th> <th>Remark</th> </tr> <tr> <th>Freq</th> <th>Level</th> <th>Line</th> <th>Level</th> <th>Factor</th> <th>Loss Factor</th> <th></th> <th></th> <th></th> </tr> <tr> <th>MHz</th> <th>dBuV/m</th> <th>dBuV/m</th> <th>dBuV</th> <th>dB/m</th> <th>dB</th> <th>dB</th> <th>cm</th> <th>deg</th> </tr> </thead> <tbody> <tr> <td>1</td> <td>6105.00</td> <td>81.61</td> <td>-----</td> <td>-----</td> <td>67.26</td> <td>36.58</td> <td>10.56</td> <td>32.79</td> <td>400</td> <td>120</td> <td>AVERAGE</td> </tr> </tbody> </table>	Limit	Margin	Read	Ant	Cable	Preamp	APos	TPos	Remark	Freq	Level	Line	Level	Factor	Loss Factor				MHz	dBuV/m	dBuV/m	dBuV	dB/m	dB	dB	cm	deg	1	6105.00	81.61	-----	-----	67.26	36.58	10.56	32.79	400	120	AVERAGE
	Limit	Margin	Read	Ant	Cable	Preamp	APos	TPos	Remark																																																																							
Freq	Level	Line	Level	Factor	Loss Factor																																																																											
MHz	dBuV/m	dBuV/m	dBuV	dB/m	dB	dB	cm	deg																																																																								
1	5624.70	51.55	68.20	-16.65	38.32	36.07	9.81	32.65	400	120	AVERAGE																																																																					
Limit	Margin	Read	Ant	Cable	Preamp	APos	TPos	Remark																																																																								
Freq	Level	Line	Level	Factor	Loss Factor																																																																											
MHz	dBuV/m	dBuV/m	dBuV	dB/m	dB	dB	cm	deg																																																																								
1	6105.00	81.61	-----	-----	67.26	36.58	10.56	32.79	400	120	AVERAGE																																																																					

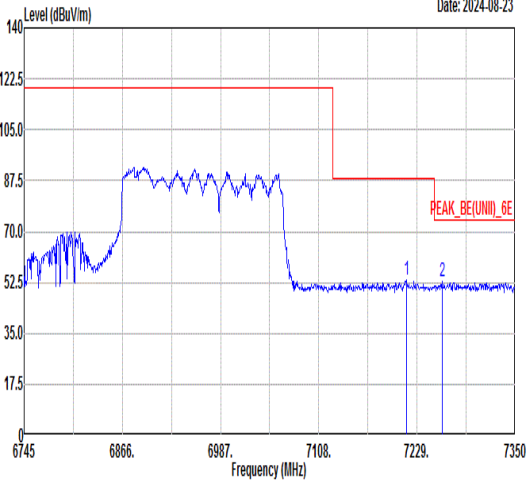
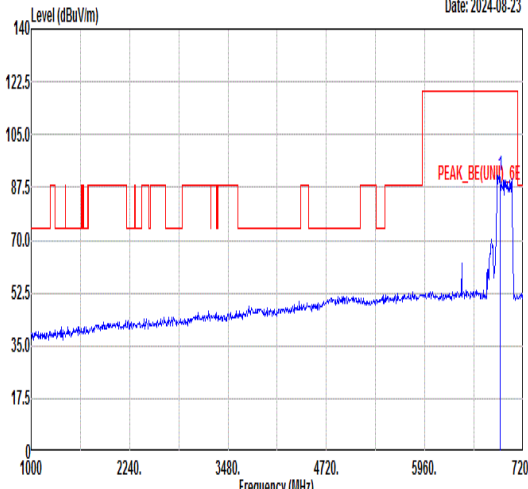
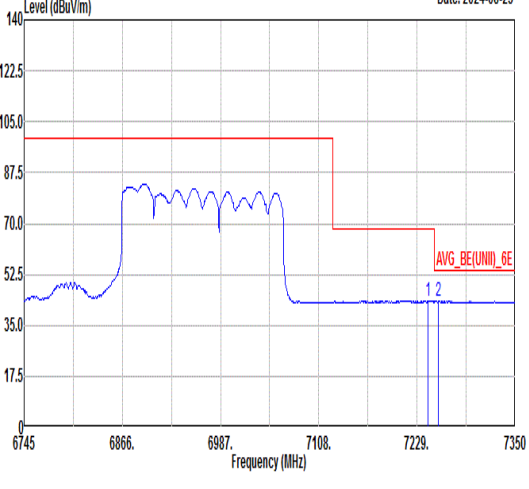
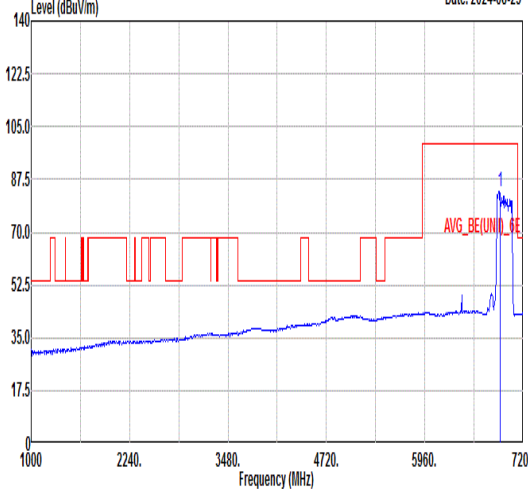


72																																									
Mode	Band Edge																																								
	U-NII-5_6.875-7.125_802.11be EHT320_CH31_Large RU 996*2+484_6105MHz																																								
ANT	CDD 0+1																																								
Pol.	Vertical																																								
Peak	 <p style="text-align: right;">Date: 2024-08-23</p> <table border="1"> <thead> <tr> <th>Limit</th> <th>Margin</th> <th>Read</th> <th>Ant</th> <th>Cable</th> <th>Preamp</th> <th>APos</th> <th>TPos</th> <th>Remark</th> </tr> <tr> <th>Freq</th> <th>Level</th> <th>Line</th> <th>(dB)</th> <th>Level</th> <th>Factor</th> <th>Loss</th> <th>Factor</th> <th></th> </tr> <tr> <th>MHz</th> <th>dBuV/m</th> <th>dBuV/m</th> <th>dB</th> <th>dBuV</th> <th>dB/m</th> <th>dB</th> <th>dB</th> <th>cm</th> <th>deg</th> </tr> </thead> <tbody> <tr> <td>1</td> <td>5625.46</td> <td>78.61</td> <td>88.20</td> <td>-9.59</td> <td>65.37</td> <td>36.08</td> <td>9.81</td> <td>32.65</td> <td>117</td> <td>193</td> <td>PEAK</td> </tr> </tbody> </table>	Limit	Margin	Read	Ant	Cable	Preamp	APos	TPos	Remark	Freq	Level	Line	(dB)	Level	Factor	Loss	Factor		MHz	dBuV/m	dBuV/m	dB	dBuV	dB/m	dB	dB	cm	deg	1	5625.46	78.61	88.20	-9.59	65.37	36.08	9.81	32.65	117	193	PEAK
	Limit	Margin	Read	Ant	Cable	Preamp	APos	TPos	Remark																																
Freq	Level	Line	(dB)	Level	Factor	Loss	Factor																																		
MHz	dBuV/m	dBuV/m	dB	dBuV	dB/m	dB	dB	cm	deg																																
1	5625.46	78.61	88.20	-9.59	65.37	36.08	9.81	32.65	117	193	PEAK																														
 <p style="text-align: right;">Date: 2024-08-23</p> <table border="1"> <thead> <tr> <th>Limit</th> <th>Margin</th> <th>Read</th> <th>Ant</th> <th>Cable</th> <th>Preamp</th> <th>APos</th> <th>TPos</th> <th>Remark</th> </tr> <tr> <th>Freq</th> <th>Level</th> <th>Line</th> <th>(dB)</th> <th>Level</th> <th>Factor</th> <th>Loss</th> <th>Factor</th> <th></th> </tr> <tr> <th>MHz</th> <th>dBuV/m</th> <th>dBuV/m</th> <th>dB</th> <th>dBuV</th> <th>dB/m</th> <th>dB</th> <th>dB</th> <th>cm</th> <th>deg</th> </tr> </thead> <tbody> <tr> <td>1</td> <td>6105.00</td> <td>94.77</td> <td>-----</td> <td>-----</td> <td>80.38</td> <td>36.64</td> <td>10.62</td> <td>32.87</td> <td>117</td> <td>193</td> <td>PEAK</td> </tr> </tbody> </table>	Limit	Margin	Read	Ant	Cable	Preamp	APos	TPos	Remark	Freq	Level	Line	(dB)	Level	Factor	Loss	Factor		MHz	dBuV/m	dBuV/m	dB	dBuV	dB/m	dB	dB	cm	deg	1	6105.00	94.77	-----	-----	80.38	36.64	10.62	32.87	117	193	PEAK	
Limit	Margin	Read	Ant	Cable	Preamp	APos	TPos	Remark																																	
Freq	Level	Line	(dB)	Level	Factor	Loss	Factor																																		
MHz	dBuV/m	dBuV/m	dB	dBuV	dB/m	dB	dB	cm	deg																																
1	6105.00	94.77	-----	-----	80.38	36.64	10.62	32.87	117	193	PEAK																														
Avg	 <p style="text-align: right;">Date: 2024-08-23</p> <table border="1"> <thead> <tr> <th>Limit</th> <th>Margin</th> <th>Read</th> <th>Ant</th> <th>Cable</th> <th>Preamp</th> <th>APos</th> <th>TPos</th> <th>Remark</th> </tr> <tr> <th>Freq</th> <th>Level</th> <th>Line</th> <th>(dB)</th> <th>Level</th> <th>Factor</th> <th>Loss</th> <th>Factor</th> <th></th> </tr> <tr> <th>MHz</th> <th>dBuV/m</th> <th>dBuV/m</th> <th>dB</th> <th>dBuV</th> <th>dB/m</th> <th>dB</th> <th>dB</th> <th>cm</th> <th>deg</th> </tr> </thead> <tbody> <tr> <td>1</td> <td>5625.46</td> <td>57.33</td> <td>68.20</td> <td>-10.87</td> <td>44.09</td> <td>36.08</td> <td>9.81</td> <td>32.65</td> <td>117</td> <td>193</td> <td>AVERAGE</td> </tr> </tbody> </table>	Limit	Margin	Read	Ant	Cable	Preamp	APos	TPos	Remark	Freq	Level	Line	(dB)	Level	Factor	Loss	Factor		MHz	dBuV/m	dBuV/m	dB	dBuV	dB/m	dB	dB	cm	deg	1	5625.46	57.33	68.20	-10.87	44.09	36.08	9.81	32.65	117	193	AVERAGE
	Limit	Margin	Read	Ant	Cable	Preamp	APos	TPos	Remark																																
Freq	Level	Line	(dB)	Level	Factor	Loss	Factor																																		
MHz	dBuV/m	dBuV/m	dB	dBuV	dB/m	dB	dB	cm	deg																																
1	5625.46	57.33	68.20	-10.87	44.09	36.08	9.81	32.65	117	193	AVERAGE																														
 <p style="text-align: right;">Date: 2024-08-23</p> <table border="1"> <thead> <tr> <th>Limit</th> <th>Margin</th> <th>Read</th> <th>Ant</th> <th>Cable</th> <th>Preamp</th> <th>APos</th> <th>TPos</th> <th>Remark</th> </tr> <tr> <th>Freq</th> <th>Level</th> <th>Line</th> <th>(dB)</th> <th>Level</th> <th>Factor</th> <th>Loss</th> <th>Factor</th> <th></th> </tr> <tr> <th>MHz</th> <th>dBuV/m</th> <th>dBuV/m</th> <th>dB</th> <th>dBuV</th> <th>dB/m</th> <th>dB</th> <th>dB</th> <th>cm</th> <th>deg</th> </tr> </thead> <tbody> <tr> <td>1</td> <td>6105.00</td> <td>85.41</td> <td>-----</td> <td>-----</td> <td>71.02</td> <td>36.65</td> <td>10.64</td> <td>32.90</td> <td>117</td> <td>193</td> <td>AVERAGE</td> </tr> </tbody> </table>	Limit	Margin	Read	Ant	Cable	Preamp	APos	TPos	Remark	Freq	Level	Line	(dB)	Level	Factor	Loss	Factor		MHz	dBuV/m	dBuV/m	dB	dBuV	dB/m	dB	dB	cm	deg	1	6105.00	85.41	-----	-----	71.02	36.65	10.64	32.90	117	193	AVERAGE	
Limit	Margin	Read	Ant	Cable	Preamp	APos	TPos	Remark																																	
Freq	Level	Line	(dB)	Level	Factor	Loss	Factor																																		
MHz	dBuV/m	dBuV/m	dB	dBuV	dB/m	dB	dB	cm	deg																																
1	6105.00	85.41	-----	-----	71.02	36.65	10.64	32.90	117	193	AVERAGE																														

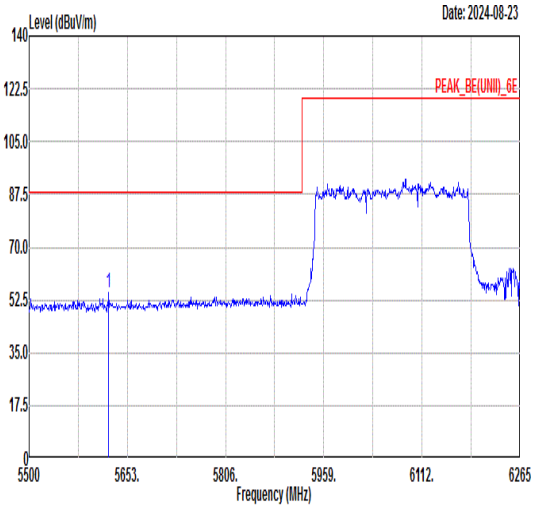
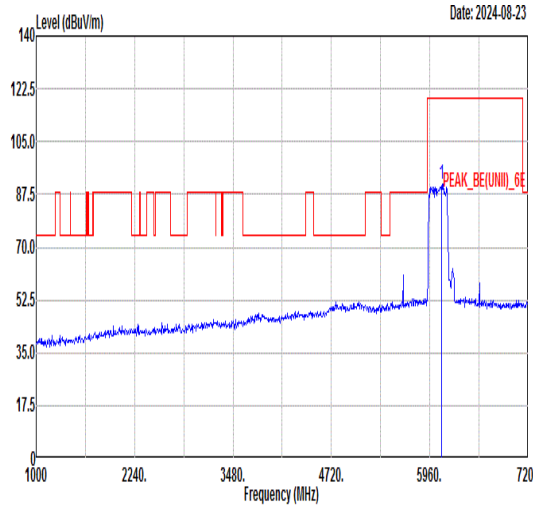
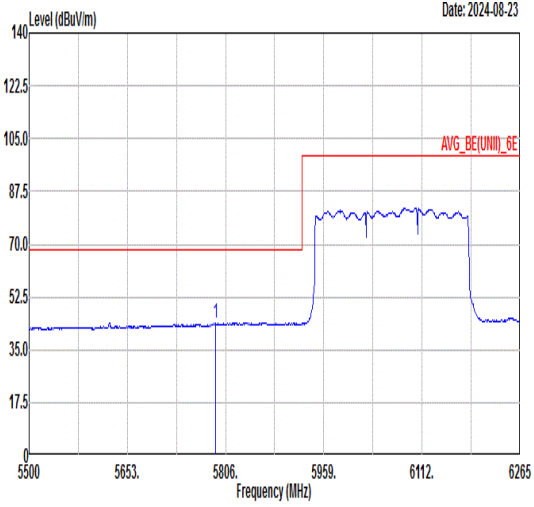
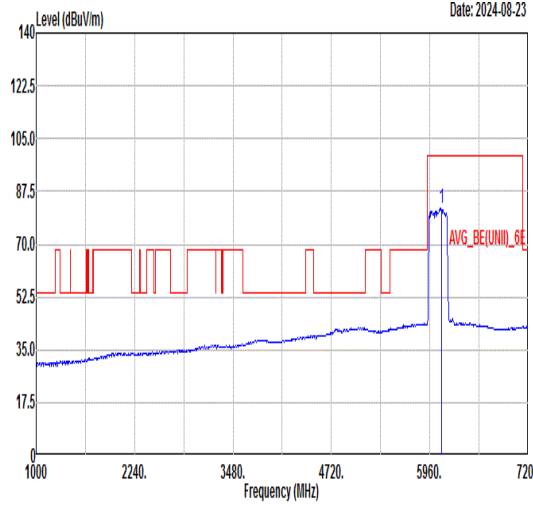


		73																																																																																										
Mode	Band Edge																																																																																											
	U-NII-8_6.875-7.125_802.11be EHT320_CH191_Large RU 996*2+484_6905MHz																																																																																											
ANT	CDD 0+1																																																																																											
Pol.	Horizontal	Fundamental																																																																																										
Peak	 <p>Date: 2024-08-23</p> <table border="1"> <thead> <tr> <th>Limit</th> <th>Margin</th> <th>Read</th> <th>Ant</th> <th>Cable</th> <th>Preamp</th> <th>APos</th> <th>TPos</th> <th></th> </tr> <tr> <th>Freq</th> <th>Level</th> <th>Line</th> <th>(dB)</th> <th>Level</th> <th>Factor</th> <th>Loss</th> <th>Factor</th> <th>Remark</th> </tr> <tr> <th>MHz</th> <th>dBuV/m</th> <th>dBuV/m</th> <th>dBuV</th> <th>dB/m</th> <th>dB</th> <th>dB</th> <th>cm</th> <th>deg</th> </tr> </thead> <tbody> <tr> <td>1</td> <td>7137.65</td> <td>53.19</td> <td>88.20</td> <td>-35.01</td> <td>39.70</td> <td>36.94</td> <td>10.19</td> <td>33.64</td> <td>274</td> <td>33</td> <td>PEAK</td> </tr> <tr> <td>2</td> <td>7310.07</td> <td>52.84</td> <td>74.00</td> <td>-21.16</td> <td>39.36</td> <td>36.88</td> <td>10.18</td> <td>33.58</td> <td>274</td> <td>33</td> <td>PEAK</td> </tr> </tbody> </table>	Limit	Margin	Read	Ant	Cable	Preamp	APos	TPos		Freq	Level	Line	(dB)	Level	Factor	Loss	Factor	Remark	MHz	dBuV/m	dBuV/m	dBuV	dB/m	dB	dB	cm	deg	1	7137.65	53.19	88.20	-35.01	39.70	36.94	10.19	33.64	274	33	PEAK	2	7310.07	52.84	74.00	-21.16	39.36	36.88	10.18	33.58	274	33	PEAK	 <p>Date: 2024-08-23</p> <table border="1"> <thead> <tr> <th>Limit</th> <th>Margin</th> <th>Read</th> <th>Ant</th> <th>Cable</th> <th>Preamp</th> <th>APos</th> <th>TPos</th> <th></th> </tr> <tr> <th>Freq</th> <th>Level</th> <th>Line</th> <th>(dB)</th> <th>Level</th> <th>Factor</th> <th>Loss</th> <th>Factor</th> <th>Remark</th> </tr> <tr> <th>MHz</th> <th>dBuV/m</th> <th>dBuV/m</th> <th>dBuV</th> <th>dB/m</th> <th>dB</th> <th>dB</th> <th>cm</th> <th>deg</th> </tr> </thead> <tbody> <tr> <td>1</td> <td>6905.00</td> <td>92.12</td> <td>-----</td> <td>-----</td> <td>78.50</td> <td>36.95</td> <td>10.25</td> <td>33.58</td> <td>274</td> <td>33</td> <td>PEAK</td> </tr> </tbody> </table>	Limit	Margin	Read	Ant	Cable	Preamp	APos	TPos		Freq	Level	Line	(dB)	Level	Factor	Loss	Factor	Remark	MHz	dBuV/m	dBuV/m	dBuV	dB/m	dB	dB	cm	deg	1	6905.00	92.12	-----	-----	78.50	36.95	10.25	33.58	274	33	PEAK
	Limit	Margin	Read	Ant	Cable	Preamp	APos	TPos																																																																																				
Freq	Level	Line	(dB)	Level	Factor	Loss	Factor	Remark																																																																																				
MHz	dBuV/m	dBuV/m	dBuV	dB/m	dB	dB	cm	deg																																																																																				
1	7137.65	53.19	88.20	-35.01	39.70	36.94	10.19	33.64	274	33	PEAK																																																																																	
2	7310.07	52.84	74.00	-21.16	39.36	36.88	10.18	33.58	274	33	PEAK																																																																																	
Limit	Margin	Read	Ant	Cable	Preamp	APos	TPos																																																																																					
Freq	Level	Line	(dB)	Level	Factor	Loss	Factor	Remark																																																																																				
MHz	dBuV/m	dBuV/m	dBuV	dB/m	dB	dB	cm	deg																																																																																				
1	6905.00	92.12	-----	-----	78.50	36.95	10.25	33.58	274	33	PEAK																																																																																	
Avg	 <p>Date: 2024-08-23</p> <table border="1"> <thead> <tr> <th>Limit</th> <th>Margin</th> <th>Read</th> <th>Ant</th> <th>Cable</th> <th>Preamp</th> <th>APos</th> <th>TPos</th> <th></th> </tr> <tr> <th>Freq</th> <th>Level</th> <th>Line</th> <th>(dB)</th> <th>Level</th> <th>Factor</th> <th>Loss</th> <th>Factor</th> <th>Remark</th> </tr> <tr> <th>MHz</th> <th>dBuV/m</th> <th>dBuV/m</th> <th>dBuV</th> <th>dB/m</th> <th>dB</th> <th>dB</th> <th>cm</th> <th>deg</th> </tr> </thead> <tbody> <tr> <td>1</td> <td>7141.88</td> <td>43.69</td> <td>68.20</td> <td>-24.51</td> <td>30.20</td> <td>36.94</td> <td>10.19</td> <td>33.64</td> <td>274</td> <td>33</td> <td>AVERAGE</td> </tr> <tr> <td>2</td> <td>7271.96</td> <td>43.45</td> <td>54.00</td> <td>-10.55</td> <td>29.97</td> <td>36.89</td> <td>10.18</td> <td>33.59</td> <td>274</td> <td>33</td> <td>AVERAGE</td> </tr> </tbody> </table>	Limit	Margin	Read	Ant	Cable	Preamp	APos	TPos		Freq	Level	Line	(dB)	Level	Factor	Loss	Factor	Remark	MHz	dBuV/m	dBuV/m	dBuV	dB/m	dB	dB	cm	deg	1	7141.88	43.69	68.20	-24.51	30.20	36.94	10.19	33.64	274	33	AVERAGE	2	7271.96	43.45	54.00	-10.55	29.97	36.89	10.18	33.59	274	33	AVERAGE	 <p>Date: 2024-08-23</p> <table border="1"> <thead> <tr> <th>Limit</th> <th>Margin</th> <th>Read</th> <th>Ant</th> <th>Cable</th> <th>Preamp</th> <th>APos</th> <th>TPos</th> <th></th> </tr> <tr> <th>Freq</th> <th>Level</th> <th>Line</th> <th>(dB)</th> <th>Level</th> <th>Factor</th> <th>Loss</th> <th>Factor</th> <th>Remark</th> </tr> <tr> <th>MHz</th> <th>dBuV/m</th> <th>dBuV/m</th> <th>dBuV</th> <th>dB/m</th> <th>dB</th> <th>dB</th> <th>cm</th> <th>deg</th> </tr> </thead> <tbody> <tr> <td>1</td> <td>6905.00</td> <td>83.15</td> <td>-----</td> <td>-----</td> <td>69.53</td> <td>36.95</td> <td>10.25</td> <td>33.58</td> <td>274</td> <td>33</td> <td>AVERAGE</td> </tr> </tbody> </table>	Limit	Margin	Read	Ant	Cable	Preamp	APos	TPos		Freq	Level	Line	(dB)	Level	Factor	Loss	Factor	Remark	MHz	dBuV/m	dBuV/m	dBuV	dB/m	dB	dB	cm	deg	1	6905.00	83.15	-----	-----	69.53	36.95	10.25	33.58	274	33	AVERAGE
	Limit	Margin	Read	Ant	Cable	Preamp	APos	TPos																																																																																				
Freq	Level	Line	(dB)	Level	Factor	Loss	Factor	Remark																																																																																				
MHz	dBuV/m	dBuV/m	dBuV	dB/m	dB	dB	cm	deg																																																																																				
1	7141.88	43.69	68.20	-24.51	30.20	36.94	10.19	33.64	274	33	AVERAGE																																																																																	
2	7271.96	43.45	54.00	-10.55	29.97	36.89	10.18	33.59	274	33	AVERAGE																																																																																	
Limit	Margin	Read	Ant	Cable	Preamp	APos	TPos																																																																																					
Freq	Level	Line	(dB)	Level	Factor	Loss	Factor	Remark																																																																																				
MHz	dBuV/m	dBuV/m	dBuV	dB/m	dB	dB	cm	deg																																																																																				
1	6905.00	83.15	-----	-----	69.53	36.95	10.25	33.58	274	33	AVERAGE																																																																																	



		73																																																																																							
Mode	Band Edge																																																																																								
	U-NII-8_6.875-7.125_802.11be EHT320_CH191_Large RU 996*2+484_6905MHz																																																																																								
ANT	CDD 0+1																																																																																								
Pol.	Vertical	Fundamental																																																																																							
Peak	 <p style="text-align: right;">Date: 2024-08-23</p> <table border="1"> <thead> <tr> <th>Limit</th> <th>Margin</th> <th>Read</th> <th>Ant</th> <th>Cable</th> <th>Preamp</th> <th>APos</th> <th>TPos</th> <th>Remark</th> </tr> <tr> <th>Freq</th> <th>Level</th> <th>Line</th> <th>(dB)</th> <th>Level</th> <th>Factor</th> <th>Loss</th> <th>Factor</th> <th></th> </tr> <tr> <th>MHz</th> <th>dBuV/m</th> <th>dBuV/m</th> <th>dBuV</th> <th>dB/m</th> <th>dB</th> <th>dB</th> <th>cm</th> <th>deg</th> </tr> </thead> <tbody> <tr> <td>1</td> <td>7215.69</td> <td>53.48</td> <td>88.20</td> <td>-34.72</td> <td>40.00</td> <td>36.91</td> <td>10.18</td> <td>33.61</td> <td>281</td> <td>0 PEAK</td> </tr> <tr> <td>2</td> <td>7259.86</td> <td>52.59</td> <td>74.00</td> <td>-21.41</td> <td>39.11</td> <td>36.90</td> <td>10.18</td> <td>33.60</td> <td>281</td> <td>0 PEAK</td> </tr> </tbody> </table>	Limit	Margin	Read	Ant	Cable	Preamp	APos	TPos	Remark	Freq	Level	Line	(dB)	Level	Factor	Loss	Factor		MHz	dBuV/m	dBuV/m	dBuV	dB/m	dB	dB	cm	deg	1	7215.69	53.48	88.20	-34.72	40.00	36.91	10.18	33.61	281	0 PEAK	2	7259.86	52.59	74.00	-21.41	39.11	36.90	10.18	33.60	281	0 PEAK	 <p style="text-align: right;">Date: 2024-08-23</p> <table border="1"> <thead> <tr> <th>Limit</th> <th>Margin</th> <th>Read</th> <th>Ant</th> <th>Cable</th> <th>Preamp</th> <th>APos</th> <th>TPos</th> <th>Remark</th> </tr> <tr> <th>Freq</th> <th>Level</th> <th>Line</th> <th>(dB)</th> <th>Level</th> <th>Factor</th> <th>Loss</th> <th>Factor</th> <th></th> </tr> <tr> <th>MHz</th> <th>dBuV/m</th> <th>dBuV/m</th> <th>dBuV</th> <th>dB/m</th> <th>dB</th> <th>dB</th> <th>cm</th> <th>deg</th> </tr> </thead> <tbody> <tr> <td>1</td> <td>6905.00</td> <td>91.37</td> <td>-----</td> <td>-----</td> <td>77.75</td> <td>36.95</td> <td>10.25</td> <td>33.58</td> <td>281</td> <td>0 PEAK</td> </tr> </tbody> </table>	Limit	Margin	Read	Ant	Cable	Preamp	APos	TPos	Remark	Freq	Level	Line	(dB)	Level	Factor	Loss	Factor		MHz	dBuV/m	dBuV/m	dBuV	dB/m	dB	dB	cm	deg	1	6905.00	91.37	-----	-----	77.75	36.95	10.25	33.58	281	0 PEAK
	Limit	Margin	Read	Ant	Cable	Preamp	APos	TPos	Remark																																																																																
Freq	Level	Line	(dB)	Level	Factor	Loss	Factor																																																																																		
MHz	dBuV/m	dBuV/m	dBuV	dB/m	dB	dB	cm	deg																																																																																	
1	7215.69	53.48	88.20	-34.72	40.00	36.91	10.18	33.61	281	0 PEAK																																																																															
2	7259.86	52.59	74.00	-21.41	39.11	36.90	10.18	33.60	281	0 PEAK																																																																															
Limit	Margin	Read	Ant	Cable	Preamp	APos	TPos	Remark																																																																																	
Freq	Level	Line	(dB)	Level	Factor	Loss	Factor																																																																																		
MHz	dBuV/m	dBuV/m	dBuV	dB/m	dB	dB	cm	deg																																																																																	
1	6905.00	91.37	-----	-----	77.75	36.95	10.25	33.58	281	0 PEAK																																																																															
Avg	 <p style="text-align: right;">Date: 2024-08-23</p> <table border="1"> <thead> <tr> <th>Limit</th> <th>Margin</th> <th>Read</th> <th>Ant</th> <th>Cable</th> <th>Preamp</th> <th>APos</th> <th>TPos</th> <th>Remark</th> </tr> <tr> <th>Freq</th> <th>Level</th> <th>Line</th> <th>(dB)</th> <th>Level</th> <th>Factor</th> <th>Loss</th> <th>Factor</th> <th></th> </tr> <tr> <th>MHz</th> <th>dBuV/m</th> <th>dBuV/m</th> <th>dBuV</th> <th>dB/m</th> <th>dB</th> <th>dB</th> <th>cm</th> <th>deg</th> </tr> </thead> <tbody> <tr> <td>1</td> <td>7242.31</td> <td>43.47</td> <td>68.20</td> <td>-24.73</td> <td>29.99</td> <td>36.90</td> <td>10.18</td> <td>33.60</td> <td>281</td> <td>0 AVERAGE</td> </tr> <tr> <td>2</td> <td>7255.62</td> <td>43.29</td> <td>54.00</td> <td>-10.71</td> <td>29.81</td> <td>36.90</td> <td>10.18</td> <td>33.60</td> <td>281</td> <td>0 AVERAGE</td> </tr> </tbody> </table>	Limit	Margin	Read	Ant	Cable	Preamp	APos	TPos	Remark	Freq	Level	Line	(dB)	Level	Factor	Loss	Factor		MHz	dBuV/m	dBuV/m	dBuV	dB/m	dB	dB	cm	deg	1	7242.31	43.47	68.20	-24.73	29.99	36.90	10.18	33.60	281	0 AVERAGE	2	7255.62	43.29	54.00	-10.71	29.81	36.90	10.18	33.60	281	0 AVERAGE	 <p style="text-align: right;">Date: 2024-08-23</p> <table border="1"> <thead> <tr> <th>Limit</th> <th>Margin</th> <th>Read</th> <th>Ant</th> <th>Cable</th> <th>Preamp</th> <th>APos</th> <th>TPos</th> <th>Remark</th> </tr> <tr> <th>Freq</th> <th>Level</th> <th>Line</th> <th>(dB)</th> <th>Level</th> <th>Factor</th> <th>Loss</th> <th>Factor</th> <th></th> </tr> <tr> <th>MHz</th> <th>dBuV/m</th> <th>dBuV/m</th> <th>dBuV</th> <th>dB/m</th> <th>dB</th> <th>dB</th> <th>cm</th> <th>deg</th> </tr> </thead> <tbody> <tr> <td>1</td> <td>6905.00</td> <td>83.44</td> <td>-----</td> <td>-----</td> <td>69.84</td> <td>36.96</td> <td>10.24</td> <td>33.60</td> <td>281</td> <td>0 AVERAGE</td> </tr> </tbody> </table>	Limit	Margin	Read	Ant	Cable	Preamp	APos	TPos	Remark	Freq	Level	Line	(dB)	Level	Factor	Loss	Factor		MHz	dBuV/m	dBuV/m	dBuV	dB/m	dB	dB	cm	deg	1	6905.00	83.44	-----	-----	69.84	36.96	10.24	33.60	281	0 AVERAGE
Limit	Margin	Read	Ant	Cable	Preamp	APos	TPos	Remark																																																																																	
Freq	Level	Line	(dB)	Level	Factor	Loss	Factor																																																																																		
MHz	dBuV/m	dBuV/m	dBuV	dB/m	dB	dB	cm	deg																																																																																	
1	7242.31	43.47	68.20	-24.73	29.99	36.90	10.18	33.60	281	0 AVERAGE																																																																															
2	7255.62	43.29	54.00	-10.71	29.81	36.90	10.18	33.60	281	0 AVERAGE																																																																															
Limit	Margin	Read	Ant	Cable	Preamp	APos	TPos	Remark																																																																																	
Freq	Level	Line	(dB)	Level	Factor	Loss	Factor																																																																																		
MHz	dBuV/m	dBuV/m	dBuV	dB/m	dB	dB	cm	deg																																																																																	
1	6905.00	83.44	-----	-----	69.84	36.96	10.24	33.60	281	0 AVERAGE																																																																															

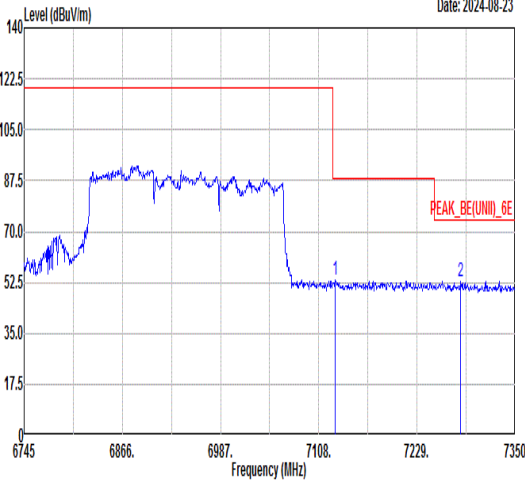
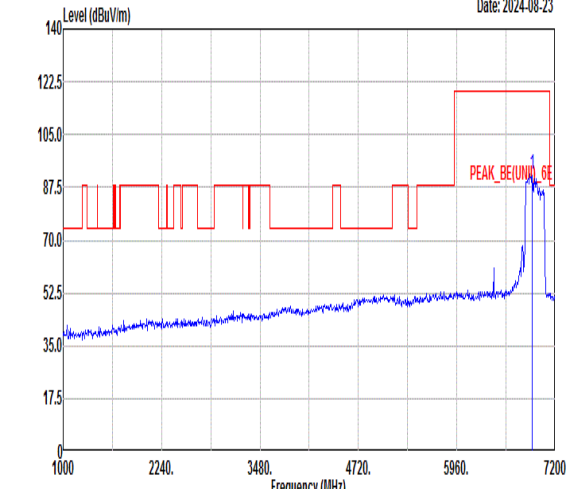
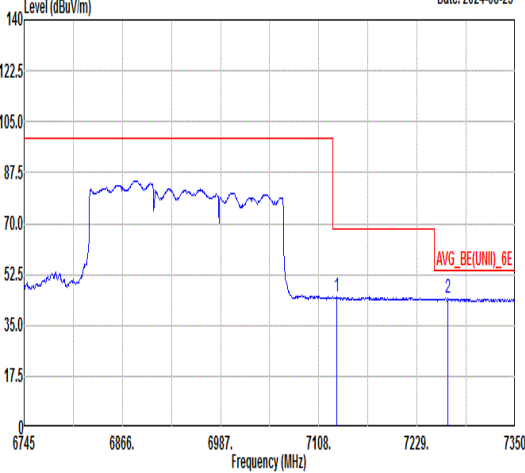
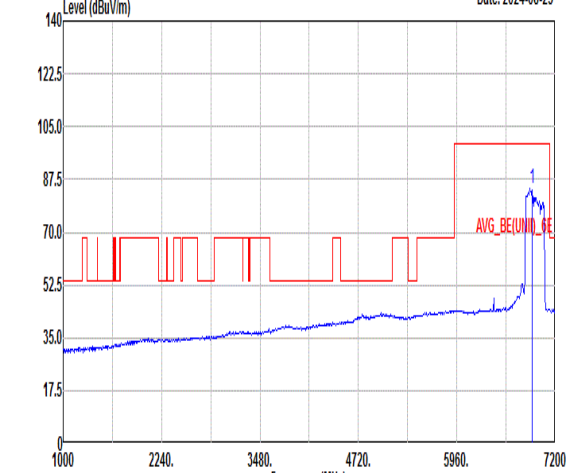


74																																								
Mode	Band Edge																																							
	U-NII-5_6.525-6.875_802.11be EHT320_CH31_Large RU 996*3_6105MHz																																							
ANT	CDD 0+1																																							
Pol.	Horizontal																																							
Peak	 <p>Level (dBuV/m) vs Frequency (MHz) plot for Peak Horizontal. The plot shows a signal level around 87.5 dBuV/m between 5800 and 6100 MHz. A red line indicates the limit at 122.5 dBuV/m. A peak is labeled 'PEAK_BE(U)NI_6E' at approximately 5960 MHz.</p> <table border="1"> <thead> <tr> <th>Limit</th> <th>Margin</th> <th>Read</th> <th>Ant</th> <th>Cable</th> <th>Preamp</th> <th>APos</th> <th>TPos</th> <th>Remark</th> </tr> <tr> <th>Freq</th> <th>Level</th> <th>Line</th> <th>(dB)</th> <th>Level</th> <th>Factor</th> <th>Loss</th> <th>Factor</th> <th></th> </tr> <tr> <th>MHz</th> <th>dBuV/m</th> <th>dBuV/m</th> <th>dB</th> <th>dB</th> <th>dB/m</th> <th>dB</th> <th>cm</th> <th>deg</th> </tr> </thead> <tbody> <tr> <td>1</td> <td>5623.93</td> <td>55.02</td> <td>88.20</td> <td>-33.18</td> <td>41.79</td> <td>36.07</td> <td>9.81</td> <td>32.65</td> <td>100</td> <td>6</td> <td>PEAK</td> </tr> </tbody> </table>	Limit	Margin	Read	Ant	Cable	Preamp	APos	TPos	Remark	Freq	Level	Line	(dB)	Level	Factor	Loss	Factor		MHz	dBuV/m	dBuV/m	dB	dB	dB/m	dB	cm	deg	1	5623.93	55.02	88.20	-33.18	41.79	36.07	9.81	32.65	100	6	PEAK
	Limit	Margin	Read	Ant	Cable	Preamp	APos	TPos	Remark																															
Freq	Level	Line	(dB)	Level	Factor	Loss	Factor																																	
MHz	dBuV/m	dBuV/m	dB	dB	dB/m	dB	cm	deg																																
1	5623.93	55.02	88.20	-33.18	41.79	36.07	9.81	32.65	100	6	PEAK																													
 <p>Level (dBuV/m) vs Frequency (MHz) plot for Peak Fundamental. The plot shows a signal level around 87.5 dBuV/m between 5800 and 6100 MHz. A red line indicates the limit at 122.5 dBuV/m. A peak is labeled 'PEAK_BE(U)NI_6E' at approximately 5960 MHz.</p> <table border="1"> <thead> <tr> <th>Limit</th> <th>Margin</th> <th>Read</th> <th>Ant</th> <th>Cable</th> <th>Preamp</th> <th>APos</th> <th>TPos</th> <th>Remark</th> </tr> <tr> <th>Freq</th> <th>Level</th> <th>Line</th> <th>(dB)</th> <th>Level</th> <th>Factor</th> <th>Loss</th> <th>Factor</th> <th></th> </tr> <tr> <th>MHz</th> <th>dBuV/m</th> <th>dBuV/m</th> <th>dB</th> <th>dB</th> <th>dB/m</th> <th>dB</th> <th>cm</th> <th>deg</th> </tr> </thead> <tbody> <tr> <td>1</td> <td>6105.00</td> <td>90.88</td> <td>-----</td> <td>-----</td> <td>76.50</td> <td>36.65</td> <td>10.63</td> <td>32.90</td> <td>100</td> <td>6</td> <td>PEAK</td> </tr> </tbody> </table>	Limit	Margin	Read	Ant	Cable	Preamp	APos	TPos	Remark	Freq	Level	Line	(dB)	Level	Factor	Loss	Factor		MHz	dBuV/m	dBuV/m	dB	dB	dB/m	dB	cm	deg	1	6105.00	90.88	-----	-----	76.50	36.65	10.63	32.90	100	6	PEAK	
Limit	Margin	Read	Ant	Cable	Preamp	APos	TPos	Remark																																
Freq	Level	Line	(dB)	Level	Factor	Loss	Factor																																	
MHz	dBuV/m	dBuV/m	dB	dB	dB/m	dB	cm	deg																																
1	6105.00	90.88	-----	-----	76.50	36.65	10.63	32.90	100	6	PEAK																													
Avg	 <p>Level (dBuV/m) vs Frequency (MHz) plot for Avg Horizontal. The plot shows an average signal level around 70 dBuV/m between 5800 and 6100 MHz. A red line indicates the limit at 122.5 dBuV/m. A peak is labeled 'AVG_BE(U)NI_6E' at approximately 5960 MHz.</p> <table border="1"> <thead> <tr> <th>Limit</th> <th>Margin</th> <th>Read</th> <th>Ant</th> <th>Cable</th> <th>Preamp</th> <th>APos</th> <th>TPos</th> <th>Remark</th> </tr> <tr> <th>Freq</th> <th>Level</th> <th>Line</th> <th>(dB)</th> <th>Level</th> <th>Factor</th> <th>Loss</th> <th>Factor</th> <th></th> </tr> <tr> <th>MHz</th> <th>dBuV/m</th> <th>dBuV/m</th> <th>dB</th> <th>dB</th> <th>dB/m</th> <th>dB</th> <th>cm</th> <th>deg</th> </tr> </thead> <tbody> <tr> <td>1</td> <td>5790.70</td> <td>43.87</td> <td>68.20</td> <td>-24.33</td> <td>30.12</td> <td>36.31</td> <td>10.16</td> <td>32.72</td> <td>100</td> <td>6</td> <td>AVERAGE</td> </tr> </tbody> </table>	Limit	Margin	Read	Ant	Cable	Preamp	APos	TPos	Remark	Freq	Level	Line	(dB)	Level	Factor	Loss	Factor		MHz	dBuV/m	dBuV/m	dB	dB	dB/m	dB	cm	deg	1	5790.70	43.87	68.20	-24.33	30.12	36.31	10.16	32.72	100	6	AVERAGE
	Limit	Margin	Read	Ant	Cable	Preamp	APos	TPos	Remark																															
Freq	Level	Line	(dB)	Level	Factor	Loss	Factor																																	
MHz	dBuV/m	dBuV/m	dB	dB	dB/m	dB	cm	deg																																
1	5790.70	43.87	68.20	-24.33	30.12	36.31	10.16	32.72	100	6	AVERAGE																													
 <p>Level (dBuV/m) vs Frequency (MHz) plot for Avg Fundamental. The plot shows an average signal level around 70 dBuV/m between 5800 and 6100 MHz. A red line indicates the limit at 122.5 dBuV/m. A peak is labeled 'AVG_BE(U)NI_6E' at approximately 5960 MHz.</p> <table border="1"> <thead> <tr> <th>Limit</th> <th>Margin</th> <th>Read</th> <th>Ant</th> <th>Cable</th> <th>Preamp</th> <th>APos</th> <th>TPos</th> <th>Remark</th> </tr> <tr> <th>Freq</th> <th>Level</th> <th>Line</th> <th>(dB)</th> <th>Level</th> <th>Factor</th> <th>Loss</th> <th>Factor</th> <th></th> </tr> <tr> <th>MHz</th> <th>dBuV/m</th> <th>dBuV/m</th> <th>dB</th> <th>dB</th> <th>dB/m</th> <th>dB</th> <th>cm</th> <th>deg</th> </tr> </thead> <tbody> <tr> <td>1</td> <td>6105.00</td> <td>81.85</td> <td>-----</td> <td>-----</td> <td>67.46</td> <td>36.64</td> <td>10.63</td> <td>32.88</td> <td>100</td> <td>6</td> <td>AVERAGE</td> </tr> </tbody> </table>	Limit	Margin	Read	Ant	Cable	Preamp	APos	TPos	Remark	Freq	Level	Line	(dB)	Level	Factor	Loss	Factor		MHz	dBuV/m	dBuV/m	dB	dB	dB/m	dB	cm	deg	1	6105.00	81.85	-----	-----	67.46	36.64	10.63	32.88	100	6	AVERAGE	
Limit	Margin	Read	Ant	Cable	Preamp	APos	TPos	Remark																																
Freq	Level	Line	(dB)	Level	Factor	Loss	Factor																																	
MHz	dBuV/m	dBuV/m	dB	dB	dB/m	dB	cm	deg																																
1	6105.00	81.85	-----	-----	67.46	36.64	10.63	32.88	100	6	AVERAGE																													

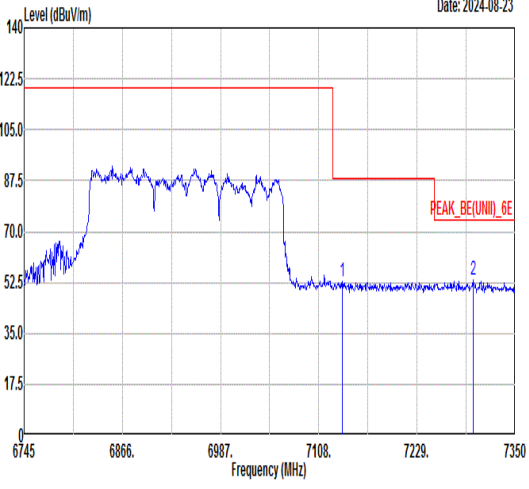
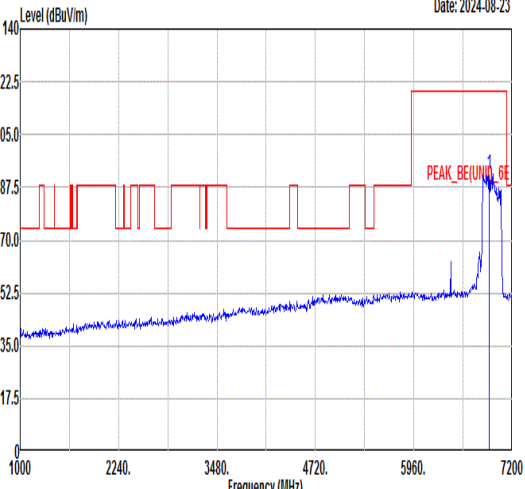
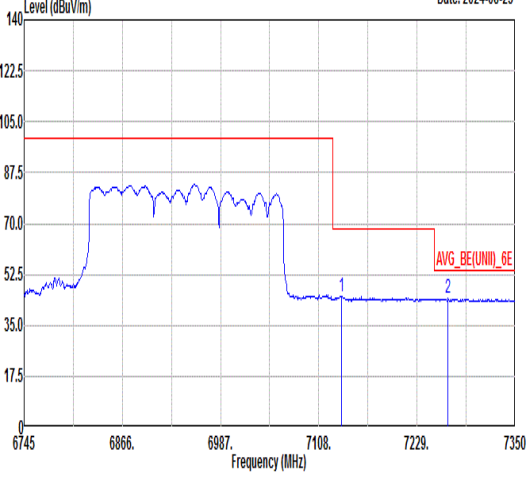
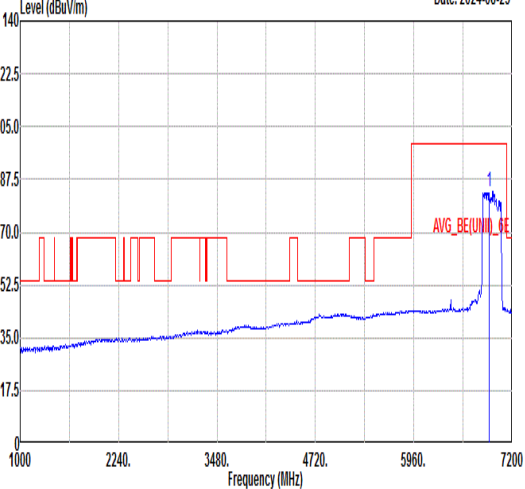


74																																							
Mode	Band Edge																																						
	U-NII-5_6.525-6.875_802.11be EHT320_CH31_Large RU 996*3_6105MHz																																						
ANT	CDD 0+1																																						
Pol.	Vertical																																						
Peak	<table border="1"> <thead> <tr> <th>Limit</th> <th>Margin</th> <th>Read</th> <th>Ant</th> <th>Cable</th> <th>Preamp</th> <th>APos</th> <th>TPos</th> <th>Remark</th> </tr> <tr> <th>Freq</th> <th>Level</th> <th>Line</th> <th>(dB)</th> <th>Level</th> <th>Factor</th> <th>Loss</th> <th>Factor</th> <th></th> </tr> <tr> <th>MHz</th> <th>dBuV/m</th> <th>dBuV/m</th> <th>dB</th> <th>dB/m</th> <th>dB</th> <th>dB</th> <th>cm</th> <th>deg</th> </tr> </thead> <tbody> <tr> <td>1</td> <td>5624.70</td> <td>67.68</td> <td>88.20</td> <td>-20.52</td> <td>54.45</td> <td>36.07</td> <td>9.81</td> <td>32.65</td> <td>207</td> <td>0 PEAK</td> </tr> </tbody> </table>	Limit	Margin	Read	Ant	Cable	Preamp	APos	TPos	Remark	Freq	Level	Line	(dB)	Level	Factor	Loss	Factor		MHz	dBuV/m	dBuV/m	dB	dB/m	dB	dB	cm	deg	1	5624.70	67.68	88.20	-20.52	54.45	36.07	9.81	32.65	207	0 PEAK
	Limit	Margin	Read	Ant	Cable	Preamp	APos	TPos	Remark																														
Freq	Level	Line	(dB)	Level	Factor	Loss	Factor																																
MHz	dBuV/m	dBuV/m	dB	dB/m	dB	dB	cm	deg																															
1	5624.70	67.68	88.20	-20.52	54.45	36.07	9.81	32.65	207	0 PEAK																													
<table border="1"> <thead> <tr> <th>Limit</th> <th>Margin</th> <th>Read</th> <th>Ant</th> <th>Cable</th> <th>Preamp</th> <th>APos</th> <th>TPos</th> <th>Remark</th> </tr> <tr> <th>Freq</th> <th>Level</th> <th>Line</th> <th>(dB)</th> <th>Level</th> <th>Factor</th> <th>Loss</th> <th>Factor</th> <th></th> </tr> <tr> <th>MHz</th> <th>dBuV/m</th> <th>dBuV/m</th> <th>dB</th> <th>dB/m</th> <th>dB</th> <th>dB</th> <th>cm</th> <th>deg</th> </tr> </thead> <tbody> <tr> <td>1</td> <td>6105.00</td> <td>96.41</td> <td>-----</td> <td>-----</td> <td>82.02</td> <td>36.65</td> <td>10.64</td> <td>32.90</td> <td>207</td> <td>0 PEAK</td> </tr> </tbody> </table>	Limit	Margin	Read	Ant	Cable	Preamp	APos	TPos	Remark	Freq	Level	Line	(dB)	Level	Factor	Loss	Factor		MHz	dBuV/m	dBuV/m	dB	dB/m	dB	dB	cm	deg	1	6105.00	96.41	-----	-----	82.02	36.65	10.64	32.90	207	0 PEAK	
Limit	Margin	Read	Ant	Cable	Preamp	APos	TPos	Remark																															
Freq	Level	Line	(dB)	Level	Factor	Loss	Factor																																
MHz	dBuV/m	dBuV/m	dB	dB/m	dB	dB	cm	deg																															
1	6105.00	96.41	-----	-----	82.02	36.65	10.64	32.90	207	0 PEAK																													
Avg	<table border="1"> <thead> <tr> <th>Limit</th> <th>Margin</th> <th>Read</th> <th>Ant</th> <th>Cable</th> <th>Preamp</th> <th>APos</th> <th>TPos</th> <th>Remark</th> </tr> <tr> <th>Freq</th> <th>Level</th> <th>Line</th> <th>(dB)</th> <th>Level</th> <th>Factor</th> <th>Loss</th> <th>Factor</th> <th></th> </tr> <tr> <th>MHz</th> <th>dBuV/m</th> <th>dBuV/m</th> <th>dB</th> <th>dB/m</th> <th>dB</th> <th>dB</th> <th>cm</th> <th>deg</th> </tr> </thead> <tbody> <tr> <td>1</td> <td>5624.70</td> <td>47.21</td> <td>68.20</td> <td>-20.99</td> <td>33.98</td> <td>36.07</td> <td>9.81</td> <td>32.65</td> <td>207</td> <td>0 AVERAGE</td> </tr> </tbody> </table>	Limit	Margin	Read	Ant	Cable	Preamp	APos	TPos	Remark	Freq	Level	Line	(dB)	Level	Factor	Loss	Factor		MHz	dBuV/m	dBuV/m	dB	dB/m	dB	dB	cm	deg	1	5624.70	47.21	68.20	-20.99	33.98	36.07	9.81	32.65	207	0 AVERAGE
	Limit	Margin	Read	Ant	Cable	Preamp	APos	TPos	Remark																														
Freq	Level	Line	(dB)	Level	Factor	Loss	Factor																																
MHz	dBuV/m	dBuV/m	dB	dB/m	dB	dB	cm	deg																															
1	5624.70	47.21	68.20	-20.99	33.98	36.07	9.81	32.65	207	0 AVERAGE																													
<table border="1"> <thead> <tr> <th>Limit</th> <th>Margin</th> <th>Read</th> <th>Ant</th> <th>Cable</th> <th>Preamp</th> <th>APos</th> <th>TPos</th> <th>Remark</th> </tr> <tr> <th>Freq</th> <th>Level</th> <th>Line</th> <th>(dB)</th> <th>Level</th> <th>Factor</th> <th>Loss</th> <th>Factor</th> <th></th> </tr> <tr> <th>MHz</th> <th>dBuV/m</th> <th>dBuV/m</th> <th>dB</th> <th>dB/m</th> <th>dB</th> <th>dB</th> <th>cm</th> <th>deg</th> </tr> </thead> <tbody> <tr> <td>1</td> <td>6105.00</td> <td>86.74</td> <td>-----</td> <td>-----</td> <td>72.35</td> <td>36.65</td> <td>10.64</td> <td>32.90</td> <td>207</td> <td>0 AVERAGE</td> </tr> </tbody> </table>	Limit	Margin	Read	Ant	Cable	Preamp	APos	TPos	Remark	Freq	Level	Line	(dB)	Level	Factor	Loss	Factor		MHz	dBuV/m	dBuV/m	dB	dB/m	dB	dB	cm	deg	1	6105.00	86.74	-----	-----	72.35	36.65	10.64	32.90	207	0 AVERAGE	
Limit	Margin	Read	Ant	Cable	Preamp	APos	TPos	Remark																															
Freq	Level	Line	(dB)	Level	Factor	Loss	Factor																																
MHz	dBuV/m	dBuV/m	dB	dB/m	dB	dB	cm	deg																															
1	6105.00	86.74	-----	-----	72.35	36.65	10.64	32.90	207	0 AVERAGE																													

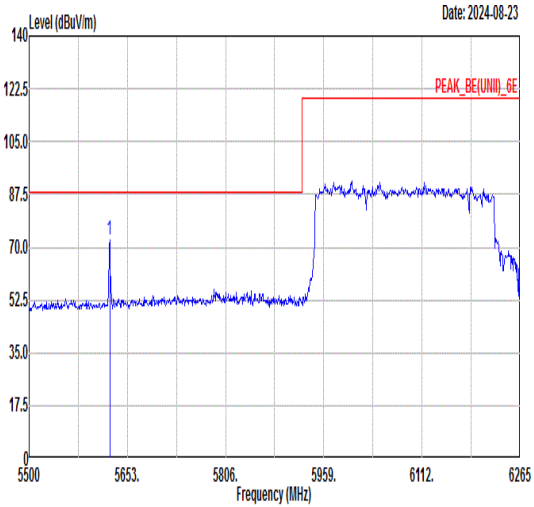
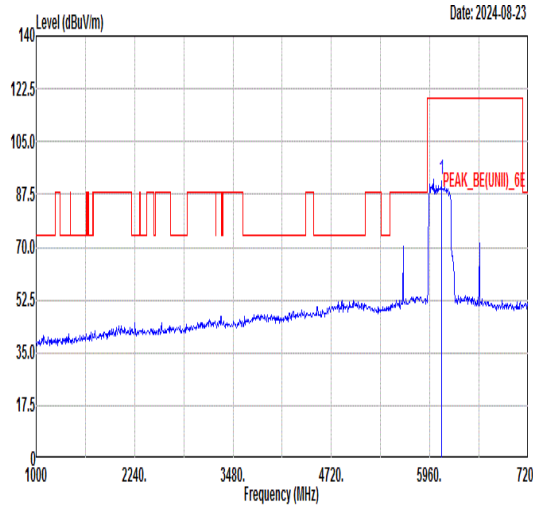
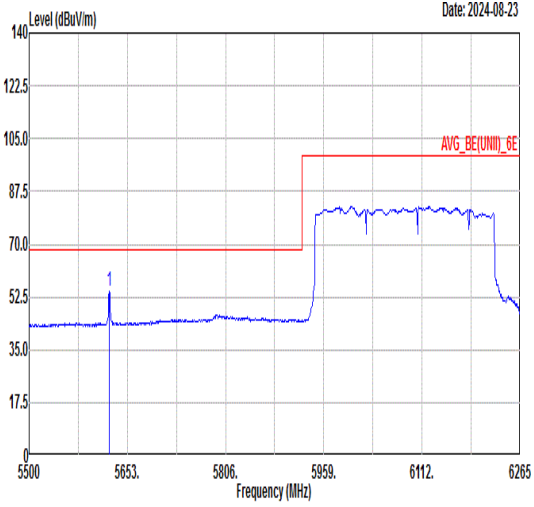
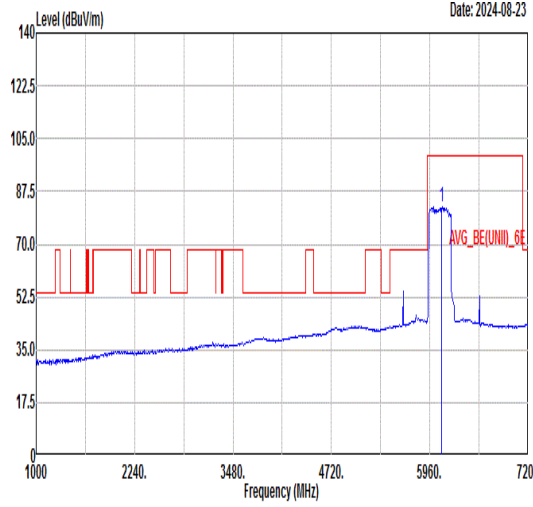


		75																																																																																							
Mode	Band Edge																																																																																								
	U-NII-8_6.875-7.125_802.11be EHT320_CH191_Large RU 996*3_6905MHz																																																																																								
ANT	CDD 0+1																																																																																								
Pol.	Horizontal	Fundamental																																																																																							
Peak	 <p style="text-align: right;">Date: 2024-08-23</p> <table border="1"> <thead> <tr> <th>Limit</th> <th>Margin</th> <th>Read</th> <th>Ant</th> <th>Cable</th> <th>Preamp</th> <th>APos</th> <th>TPos</th> <th></th> </tr> <tr> <th>Freq</th> <th>Level</th> <th>Line</th> <th>Level</th> <th>Factor</th> <th>Loss Factor</th> <th></th> <th></th> <th>Remark</th> </tr> <tr> <th>MHz</th> <th>dBuV/m</th> <th>dBuV/m</th> <th>dBuV</th> <th>dB/m</th> <th>dB</th> <th>dB</th> <th>cm</th> <th>deg</th> </tr> </thead> <tbody> <tr> <td>1</td> <td>7128.57</td> <td>53.14</td> <td>88.20</td> <td>-35.06</td> <td>39.65</td> <td>36.95</td> <td>10.19</td> <td>33.65</td> <td>300</td> <td>19 PEAK</td> </tr> <tr> <td>2</td> <td>7282.24</td> <td>53.09</td> <td>74.00</td> <td>-20.91</td> <td>39.61</td> <td>36.89</td> <td>10.18</td> <td>33.59</td> <td>300</td> <td>19 PEAK</td> </tr> </tbody> </table>	Limit	Margin	Read	Ant	Cable	Preamp	APos	TPos		Freq	Level	Line	Level	Factor	Loss Factor			Remark	MHz	dBuV/m	dBuV/m	dBuV	dB/m	dB	dB	cm	deg	1	7128.57	53.14	88.20	-35.06	39.65	36.95	10.19	33.65	300	19 PEAK	2	7282.24	53.09	74.00	-20.91	39.61	36.89	10.18	33.59	300	19 PEAK	 <p style="text-align: right;">Date: 2024-08-23</p> <table border="1"> <thead> <tr> <th>Limit</th> <th>Margin</th> <th>Read</th> <th>Ant</th> <th>Cable</th> <th>Preamp</th> <th>APos</th> <th>TPos</th> <th></th> </tr> <tr> <th>Freq</th> <th>Level</th> <th>Line</th> <th>Level</th> <th>Factor</th> <th>Loss Factor</th> <th></th> <th></th> <th>Remark</th> </tr> <tr> <th>MHz</th> <th>dBuV/m</th> <th>dBuV/m</th> <th>dBuV</th> <th>dB/m</th> <th>dB</th> <th>dB</th> <th>cm</th> <th>deg</th> </tr> </thead> <tbody> <tr> <td>1</td> <td>6905.00</td> <td>92.09</td> <td>-----</td> <td>-----</td> <td>78.47</td> <td>36.95</td> <td>10.25</td> <td>33.58</td> <td>300</td> <td>19 PEAK</td> </tr> </tbody> </table>	Limit	Margin	Read	Ant	Cable	Preamp	APos	TPos		Freq	Level	Line	Level	Factor	Loss Factor			Remark	MHz	dBuV/m	dBuV/m	dBuV	dB/m	dB	dB	cm	deg	1	6905.00	92.09	-----	-----	78.47	36.95	10.25	33.58	300	19 PEAK
	Limit	Margin	Read	Ant	Cable	Preamp	APos	TPos																																																																																	
Freq	Level	Line	Level	Factor	Loss Factor			Remark																																																																																	
MHz	dBuV/m	dBuV/m	dBuV	dB/m	dB	dB	cm	deg																																																																																	
1	7128.57	53.14	88.20	-35.06	39.65	36.95	10.19	33.65	300	19 PEAK																																																																															
2	7282.24	53.09	74.00	-20.91	39.61	36.89	10.18	33.59	300	19 PEAK																																																																															
Limit	Margin	Read	Ant	Cable	Preamp	APos	TPos																																																																																		
Freq	Level	Line	Level	Factor	Loss Factor			Remark																																																																																	
MHz	dBuV/m	dBuV/m	dBuV	dB/m	dB	dB	cm	deg																																																																																	
1	6905.00	92.09	-----	-----	78.47	36.95	10.25	33.58	300	19 PEAK																																																																															
Avg	 <p style="text-align: right;">Date: 2024-08-23</p> <table border="1"> <thead> <tr> <th>Limit</th> <th>Margin</th> <th>Read</th> <th>Ant</th> <th>Cable</th> <th>Preamp</th> <th>APos</th> <th>TPos</th> <th></th> </tr> <tr> <th>Freq</th> <th>Level</th> <th>Line</th> <th>Level</th> <th>Factor</th> <th>Loss Factor</th> <th></th> <th></th> <th>Remark</th> </tr> <tr> <th>MHz</th> <th>dBuV/m</th> <th>dBuV/m</th> <th>dBuV</th> <th>dB/m</th> <th>dB</th> <th>dB</th> <th>cm</th> <th>deg</th> </tr> </thead> <tbody> <tr> <td>1</td> <td>7129.78</td> <td>44.83</td> <td>68.20</td> <td>-23.37</td> <td>31.34</td> <td>36.95</td> <td>10.19</td> <td>33.65</td> <td>300</td> <td>19 AVERAGE</td> </tr> <tr> <td>2</td> <td>7267.12</td> <td>44.28</td> <td>54.00</td> <td>-9.72</td> <td>30.80</td> <td>36.89</td> <td>10.18</td> <td>33.59</td> <td>300</td> <td>19 AVERAGE</td> </tr> </tbody> </table>	Limit	Margin	Read	Ant	Cable	Preamp	APos	TPos		Freq	Level	Line	Level	Factor	Loss Factor			Remark	MHz	dBuV/m	dBuV/m	dBuV	dB/m	dB	dB	cm	deg	1	7129.78	44.83	68.20	-23.37	31.34	36.95	10.19	33.65	300	19 AVERAGE	2	7267.12	44.28	54.00	-9.72	30.80	36.89	10.18	33.59	300	19 AVERAGE	 <p style="text-align: right;">Date: 2024-08-23</p> <table border="1"> <thead> <tr> <th>Limit</th> <th>Margin</th> <th>Read</th> <th>Ant</th> <th>Cable</th> <th>Preamp</th> <th>APos</th> <th>TPos</th> <th></th> </tr> <tr> <th>Freq</th> <th>Level</th> <th>Line</th> <th>Level</th> <th>Factor</th> <th>Loss Factor</th> <th></th> <th></th> <th>Remark</th> </tr> <tr> <th>MHz</th> <th>dBuV/m</th> <th>dBuV/m</th> <th>dBuV</th> <th>dB/m</th> <th>dB</th> <th>dB</th> <th>cm</th> <th>deg</th> </tr> </thead> <tbody> <tr> <td>1</td> <td>6905.00</td> <td>84.69</td> <td>-----</td> <td>-----</td> <td>71.07</td> <td>36.95</td> <td>10.25</td> <td>33.58</td> <td>300</td> <td>19 AVERAGE</td> </tr> </tbody> </table>	Limit	Margin	Read	Ant	Cable	Preamp	APos	TPos		Freq	Level	Line	Level	Factor	Loss Factor			Remark	MHz	dBuV/m	dBuV/m	dBuV	dB/m	dB	dB	cm	deg	1	6905.00	84.69	-----	-----	71.07	36.95	10.25	33.58	300	19 AVERAGE
Limit	Margin	Read	Ant	Cable	Preamp	APos	TPos																																																																																		
Freq	Level	Line	Level	Factor	Loss Factor			Remark																																																																																	
MHz	dBuV/m	dBuV/m	dBuV	dB/m	dB	dB	cm	deg																																																																																	
1	7129.78	44.83	68.20	-23.37	31.34	36.95	10.19	33.65	300	19 AVERAGE																																																																															
2	7267.12	44.28	54.00	-9.72	30.80	36.89	10.18	33.59	300	19 AVERAGE																																																																															
Limit	Margin	Read	Ant	Cable	Preamp	APos	TPos																																																																																		
Freq	Level	Line	Level	Factor	Loss Factor			Remark																																																																																	
MHz	dBuV/m	dBuV/m	dBuV	dB/m	dB	dB	cm	deg																																																																																	
1	6905.00	84.69	-----	-----	71.07	36.95	10.25	33.58	300	19 AVERAGE																																																																															

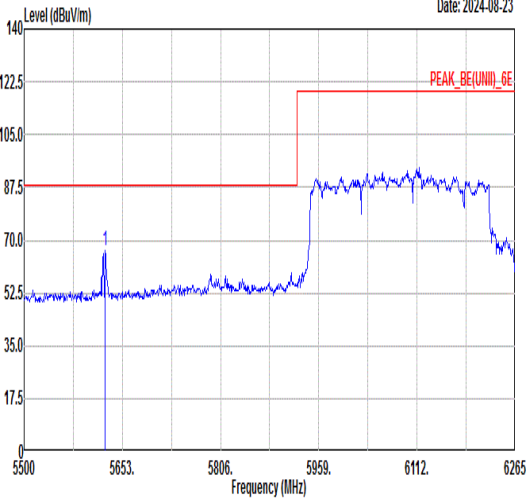
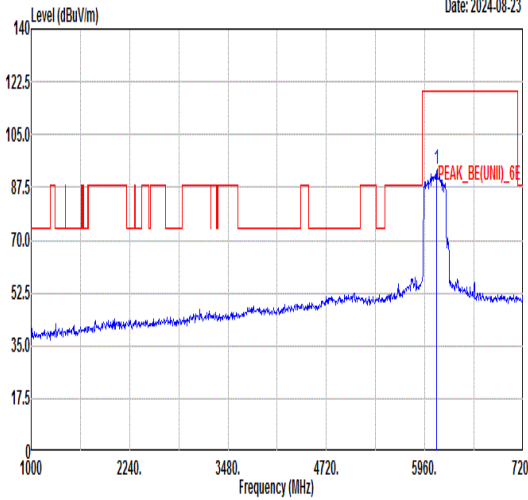
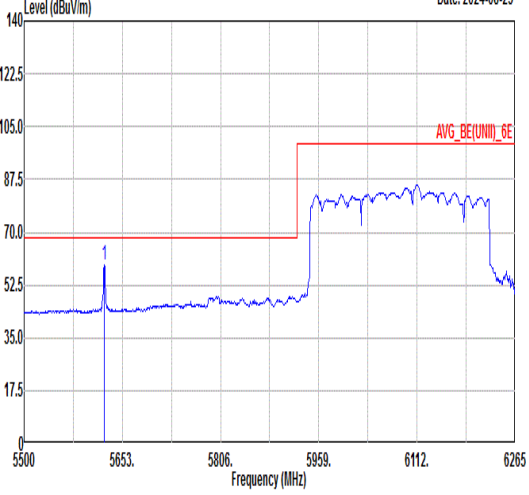
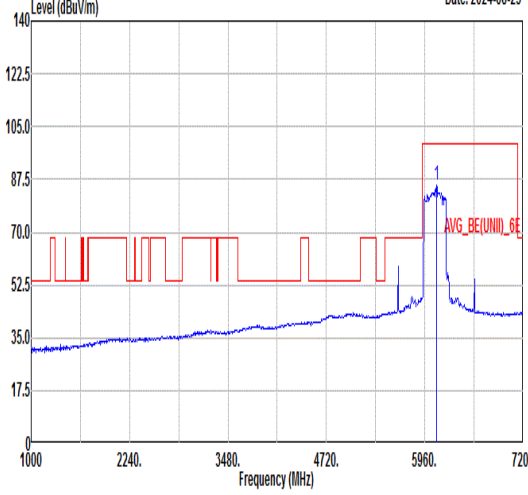


		75																																																																																				
Mode	Band Edge																																																																																					
	U-NII-8_6.875-7.125_802.11be EHT320_CH191_Large RU 996*3_6905MHz																																																																																					
ANT	CDD 0+1																																																																																					
Pol.	Vertical	Fundamental																																																																																				
Peak	 <p style="text-align: right;">Date: 2024-08-23</p> <table border="1"> <thead> <tr> <th>Limit</th> <th>Margin</th> <th>Read</th> <th>Ant</th> <th>Cable</th> <th>Preamp</th> <th>APos</th> <th>TPos</th> <th></th> </tr> <tr> <th>Freq</th> <th>Level</th> <th>Line</th> <th>(dB)</th> <th>Level</th> <th>Factor</th> <th>Loss</th> <th>Factor</th> <th>Remark</th> </tr> <tr> <th>MHz</th> <th>dBuV/m</th> <th>dBuV/m</th> <th>dBuV</th> <th>dB/m</th> <th>dB</th> <th>dB</th> <th>cm</th> <th>deg</th> </tr> </thead> <tbody> <tr> <td>1</td> <td>7137.04</td> <td>52.67</td> <td>88.20</td> <td>-35.53</td> <td>39.18</td> <td>36.95</td> <td>10.19</td> <td>33.65</td> <td>332 360 PEAK</td> </tr> <tr> <td>2</td> <td>7297.97</td> <td>53.24</td> <td>74.00</td> <td>-20.76</td> <td>39.76</td> <td>36.88</td> <td>10.18</td> <td>33.58</td> <td>332 360 PEAK</td> </tr> </tbody> </table>	Limit	Margin	Read	Ant	Cable	Preamp	APos	TPos		Freq	Level	Line	(dB)	Level	Factor	Loss	Factor	Remark	MHz	dBuV/m	dBuV/m	dBuV	dB/m	dB	dB	cm	deg	1	7137.04	52.67	88.20	-35.53	39.18	36.95	10.19	33.65	332 360 PEAK	2	7297.97	53.24	74.00	-20.76	39.76	36.88	10.18	33.58	332 360 PEAK	 <p style="text-align: right;">Date: 2024-08-23</p> <table border="1"> <thead> <tr> <th>Limit</th> <th>Margin</th> <th>Read</th> <th>Ant</th> <th>Cable</th> <th>Preamp</th> <th>APos</th> <th>TPos</th> <th></th> </tr> <tr> <th>Freq</th> <th>Level</th> <th>Line</th> <th>(dB)</th> <th>Level</th> <th>Factor</th> <th>Loss</th> <th>Factor</th> <th>Remark</th> </tr> <tr> <th>MHz</th> <th>dBuV/m</th> <th>dBuV/m</th> <th>dBuV</th> <th>dB/m</th> <th>dB</th> <th>dB</th> <th>cm</th> <th>deg</th> </tr> </thead> <tbody> <tr> <td>1</td> <td>6905.00</td> <td>92.15</td> <td>-----</td> <td>-----</td> <td>78.60</td> <td>36.98</td> <td>10.23</td> <td>33.66</td> <td>332 360 PEAK</td> </tr> </tbody> </table>	Limit	Margin	Read	Ant	Cable	Preamp	APos	TPos		Freq	Level	Line	(dB)	Level	Factor	Loss	Factor	Remark	MHz	dBuV/m	dBuV/m	dBuV	dB/m	dB	dB	cm	deg	1	6905.00	92.15	-----	-----	78.60	36.98	10.23	33.66	332 360 PEAK
	Limit	Margin	Read	Ant	Cable	Preamp	APos	TPos																																																																														
Freq	Level	Line	(dB)	Level	Factor	Loss	Factor	Remark																																																																														
MHz	dBuV/m	dBuV/m	dBuV	dB/m	dB	dB	cm	deg																																																																														
1	7137.04	52.67	88.20	-35.53	39.18	36.95	10.19	33.65	332 360 PEAK																																																																													
2	7297.97	53.24	74.00	-20.76	39.76	36.88	10.18	33.58	332 360 PEAK																																																																													
Limit	Margin	Read	Ant	Cable	Preamp	APos	TPos																																																																															
Freq	Level	Line	(dB)	Level	Factor	Loss	Factor	Remark																																																																														
MHz	dBuV/m	dBuV/m	dBuV	dB/m	dB	dB	cm	deg																																																																														
1	6905.00	92.15	-----	-----	78.60	36.98	10.23	33.66	332 360 PEAK																																																																													
Avg	 <p style="text-align: right;">Date: 2024-08-23</p> <table border="1"> <thead> <tr> <th>Limit</th> <th>Margin</th> <th>Read</th> <th>Ant</th> <th>Cable</th> <th>Preamp</th> <th>APos</th> <th>TPos</th> <th></th> </tr> <tr> <th>Freq</th> <th>Level</th> <th>Line</th> <th>(dB)</th> <th>Level</th> <th>Factor</th> <th>Loss</th> <th>Factor</th> <th>Remark</th> </tr> <tr> <th>MHz</th> <th>dBuV/m</th> <th>dBuV/m</th> <th>dBuV</th> <th>dB/m</th> <th>dB</th> <th>dB</th> <th>cm</th> <th>deg</th> </tr> </thead> <tbody> <tr> <td>1</td> <td>7136.44</td> <td>45.02</td> <td>68.20</td> <td>-23.18</td> <td>31.53</td> <td>36.95</td> <td>10.19</td> <td>33.65</td> <td>332 360 AVERAGE</td> </tr> <tr> <td>2</td> <td>7267.12</td> <td>44.23</td> <td>54.00</td> <td>-9.77</td> <td>30.75</td> <td>36.89</td> <td>10.18</td> <td>33.59</td> <td>332 360 AVERAGE</td> </tr> </tbody> </table>	Limit	Margin	Read	Ant	Cable	Preamp	APos	TPos		Freq	Level	Line	(dB)	Level	Factor	Loss	Factor	Remark	MHz	dBuV/m	dBuV/m	dBuV	dB/m	dB	dB	cm	deg	1	7136.44	45.02	68.20	-23.18	31.53	36.95	10.19	33.65	332 360 AVERAGE	2	7267.12	44.23	54.00	-9.77	30.75	36.89	10.18	33.59	332 360 AVERAGE	 <p style="text-align: right;">Date: 2024-08-23</p> <table border="1"> <thead> <tr> <th>Limit</th> <th>Margin</th> <th>Read</th> <th>Ant</th> <th>Cable</th> <th>Preamp</th> <th>APos</th> <th>TPos</th> <th></th> </tr> <tr> <th>Freq</th> <th>Level</th> <th>Line</th> <th>(dB)</th> <th>Level</th> <th>Factor</th> <th>Loss</th> <th>Factor</th> <th>Remark</th> </tr> <tr> <th>MHz</th> <th>dBuV/m</th> <th>dBuV/m</th> <th>dBuV</th> <th>dB/m</th> <th>dB</th> <th>dB</th> <th>cm</th> <th>deg</th> </tr> </thead> <tbody> <tr> <td>1</td> <td>6905.00</td> <td>83.48</td> <td>-----</td> <td>-----</td> <td>69.92</td> <td>36.98</td> <td>10.23</td> <td>33.65</td> <td>332 360 AVERAGE</td> </tr> </tbody> </table>	Limit	Margin	Read	Ant	Cable	Preamp	APos	TPos		Freq	Level	Line	(dB)	Level	Factor	Loss	Factor	Remark	MHz	dBuV/m	dBuV/m	dBuV	dB/m	dB	dB	cm	deg	1	6905.00	83.48	-----	-----	69.92	36.98	10.23	33.65	332 360 AVERAGE
Limit	Margin	Read	Ant	Cable	Preamp	APos	TPos																																																																															
Freq	Level	Line	(dB)	Level	Factor	Loss	Factor	Remark																																																																														
MHz	dBuV/m	dBuV/m	dBuV	dB/m	dB	dB	cm	deg																																																																														
1	7136.44	45.02	68.20	-23.18	31.53	36.95	10.19	33.65	332 360 AVERAGE																																																																													
2	7267.12	44.23	54.00	-9.77	30.75	36.89	10.18	33.59	332 360 AVERAGE																																																																													
Limit	Margin	Read	Ant	Cable	Preamp	APos	TPos																																																																															
Freq	Level	Line	(dB)	Level	Factor	Loss	Factor	Remark																																																																														
MHz	dBuV/m	dBuV/m	dBuV	dB/m	dB	dB	cm	deg																																																																														
1	6905.00	83.48	-----	-----	69.92	36.98	10.23	33.65	332 360 AVERAGE																																																																													

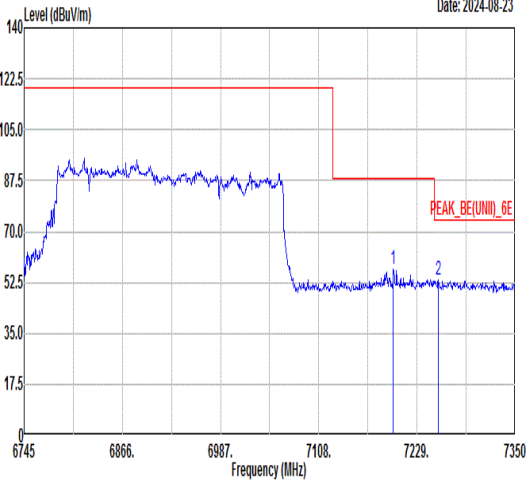
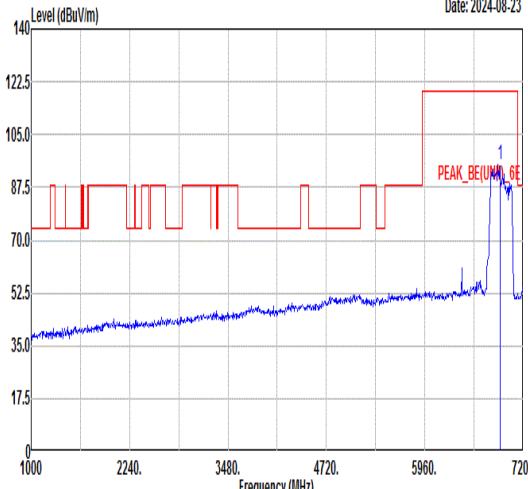
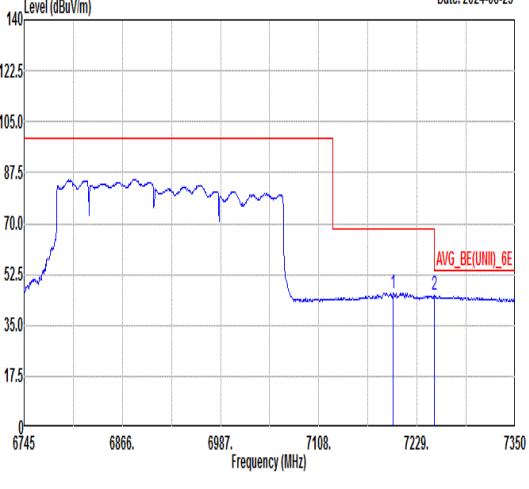
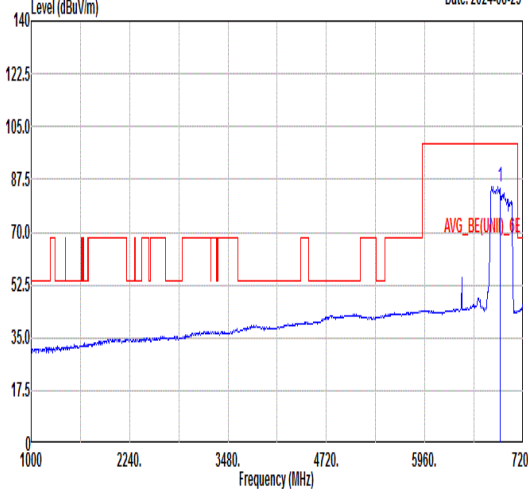


		76																																																																												
Mode	Band Edge																																																																													
	U-NII-5_6.525-6.875_802.11be EHT320_CH31_Large RU 996*3+484_6105MHz																																																																													
ANT	CDD 0+1																																																																													
Pol.	Horizontal	Fundamental																																																																												
Peak	 <p style="text-align: right;">Date: 2024-08-23</p> <table border="1"> <thead> <tr> <th>Limit</th> <th>Margin</th> <th>Read</th> <th>Ant</th> <th>Cable</th> <th>Preamp</th> <th>APos</th> <th>TPos</th> <th>Remark</th> </tr> <tr> <th>Freq</th> <th>Level</th> <th>Line</th> <th>Level</th> <th>Factor</th> <th>Loss Factor</th> <th></th> <th></th> <th></th> </tr> <tr> <th>MHz</th> <th>dBuV/m</th> <th>dBuV/m</th> <th>dBuV</th> <th>dB/m</th> <th>dB</th> <th>dB</th> <th>cm</th> <th>deg</th> </tr> </thead> <tbody> <tr> <td>1</td> <td>5625.46</td> <td>72.42</td> <td>88.20</td> <td>-15.78</td> <td>59.18</td> <td>36.08</td> <td>9.81</td> <td>32.65</td> <td>253</td> <td>19 PEAK</td> </tr> </tbody> </table>	Limit	Margin	Read	Ant	Cable	Preamp	APos	TPos	Remark	Freq	Level	Line	Level	Factor	Loss Factor				MHz	dBuV/m	dBuV/m	dBuV	dB/m	dB	dB	cm	deg	1	5625.46	72.42	88.20	-15.78	59.18	36.08	9.81	32.65	253	19 PEAK	 <p style="text-align: right;">Date: 2024-08-23</p> <table border="1"> <thead> <tr> <th>Limit</th> <th>Margin</th> <th>Read</th> <th>Ant</th> <th>Cable</th> <th>Preamp</th> <th>APos</th> <th>TPos</th> <th>Remark</th> </tr> <tr> <th>Freq</th> <th>Level</th> <th>Line</th> <th>Level</th> <th>Factor</th> <th>Loss Factor</th> <th></th> <th></th> <th></th> </tr> <tr> <th>MHz</th> <th>dBuV/m</th> <th>dBuV/m</th> <th>dBuV</th> <th>dB/m</th> <th>dB</th> <th>dB</th> <th>cm</th> <th>deg</th> </tr> </thead> <tbody> <tr> <td>1</td> <td>6105.00</td> <td>92.28</td> <td>-----</td> <td>-----</td> <td>77.90</td> <td>36.60</td> <td>10.58</td> <td>32.80</td> <td>253</td> <td>19 PEAK</td> </tr> </tbody> </table>	Limit	Margin	Read	Ant	Cable	Preamp	APos	TPos	Remark	Freq	Level	Line	Level	Factor	Loss Factor				MHz	dBuV/m	dBuV/m	dBuV	dB/m	dB	dB	cm	deg	1	6105.00	92.28	-----	-----	77.90	36.60	10.58	32.80	253	19 PEAK
	Limit	Margin	Read	Ant	Cable	Preamp	APos	TPos	Remark																																																																					
Freq	Level	Line	Level	Factor	Loss Factor																																																																									
MHz	dBuV/m	dBuV/m	dBuV	dB/m	dB	dB	cm	deg																																																																						
1	5625.46	72.42	88.20	-15.78	59.18	36.08	9.81	32.65	253	19 PEAK																																																																				
Limit	Margin	Read	Ant	Cable	Preamp	APos	TPos	Remark																																																																						
Freq	Level	Line	Level	Factor	Loss Factor																																																																									
MHz	dBuV/m	dBuV/m	dBuV	dB/m	dB	dB	cm	deg																																																																						
1	6105.00	92.28	-----	-----	77.90	36.60	10.58	32.80	253	19 PEAK																																																																				
Avg	 <p style="text-align: right;">Date: 2024-08-23</p> <table border="1"> <thead> <tr> <th>Limit</th> <th>Margin</th> <th>Read</th> <th>Ant</th> <th>Cable</th> <th>Preamp</th> <th>APos</th> <th>TPos</th> <th>Remark</th> </tr> <tr> <th>Freq</th> <th>Level</th> <th>Line</th> <th>Level</th> <th>Factor</th> <th>Loss Factor</th> <th></th> <th></th> <th></th> </tr> <tr> <th>MHz</th> <th>dBuV/m</th> <th>dBuV/m</th> <th>dBuV</th> <th>dB/m</th> <th>dB</th> <th>dB</th> <th>cm</th> <th>deg</th> </tr> </thead> <tbody> <tr> <td>1</td> <td>5624.70</td> <td>54.37</td> <td>68.20</td> <td>-13.83</td> <td>41.14</td> <td>36.07</td> <td>9.81</td> <td>32.65</td> <td>253</td> <td>19 AVERAGE</td> </tr> </tbody> </table>	Limit	Margin	Read	Ant	Cable	Preamp	APos	TPos	Remark	Freq	Level	Line	Level	Factor	Loss Factor				MHz	dBuV/m	dBuV/m	dBuV	dB/m	dB	dB	cm	deg	1	5624.70	54.37	68.20	-13.83	41.14	36.07	9.81	32.65	253	19 AVERAGE	 <p style="text-align: right;">Date: 2024-08-23</p> <table border="1"> <thead> <tr> <th>Limit</th> <th>Margin</th> <th>Read</th> <th>Ant</th> <th>Cable</th> <th>Preamp</th> <th>APos</th> <th>TPos</th> <th>Remark</th> </tr> <tr> <th>Freq</th> <th>Level</th> <th>Line</th> <th>Level</th> <th>Factor</th> <th>Loss Factor</th> <th></th> <th></th> <th></th> </tr> <tr> <th>MHz</th> <th>dBuV/m</th> <th>dBuV/m</th> <th>dBuV</th> <th>dB/m</th> <th>dB</th> <th>dB</th> <th>cm</th> <th>deg</th> </tr> </thead> <tbody> <tr> <td>1</td> <td>6105.00</td> <td>82.50</td> <td>-----</td> <td>-----</td> <td>68.12</td> <td>36.60</td> <td>10.58</td> <td>32.80</td> <td>253</td> <td>19 AVERAGE</td> </tr> </tbody> </table>	Limit	Margin	Read	Ant	Cable	Preamp	APos	TPos	Remark	Freq	Level	Line	Level	Factor	Loss Factor				MHz	dBuV/m	dBuV/m	dBuV	dB/m	dB	dB	cm	deg	1	6105.00	82.50	-----	-----	68.12	36.60	10.58	32.80	253	19 AVERAGE
Limit	Margin	Read	Ant	Cable	Preamp	APos	TPos	Remark																																																																						
Freq	Level	Line	Level	Factor	Loss Factor																																																																									
MHz	dBuV/m	dBuV/m	dBuV	dB/m	dB	dB	cm	deg																																																																						
1	5624.70	54.37	68.20	-13.83	41.14	36.07	9.81	32.65	253	19 AVERAGE																																																																				
Limit	Margin	Read	Ant	Cable	Preamp	APos	TPos	Remark																																																																						
Freq	Level	Line	Level	Factor	Loss Factor																																																																									
MHz	dBuV/m	dBuV/m	dBuV	dB/m	dB	dB	cm	deg																																																																						
1	6105.00	82.50	-----	-----	68.12	36.60	10.58	32.80	253	19 AVERAGE																																																																				

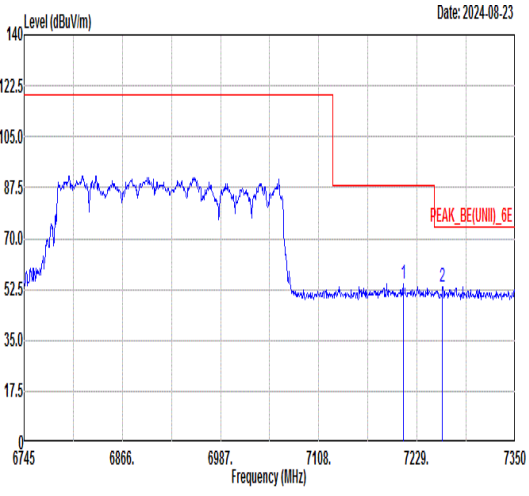
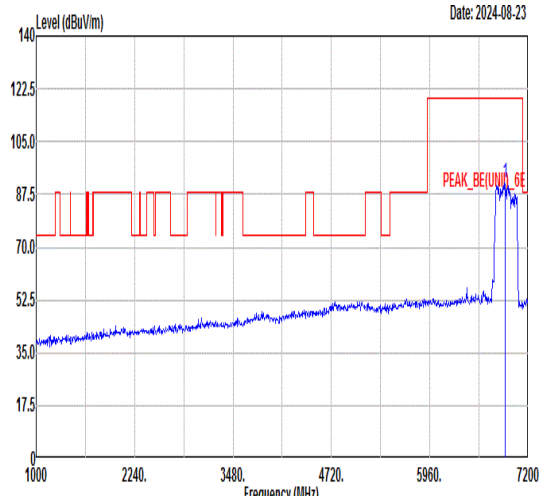
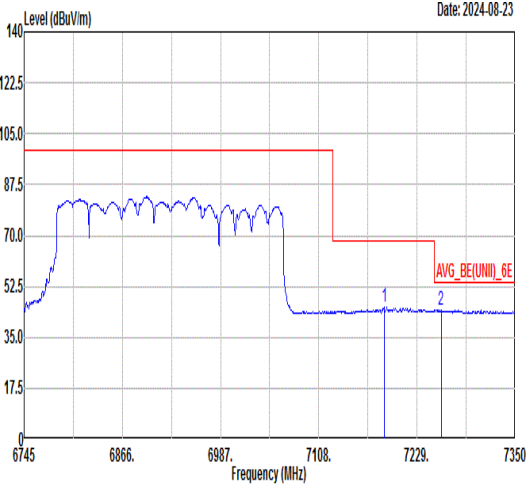
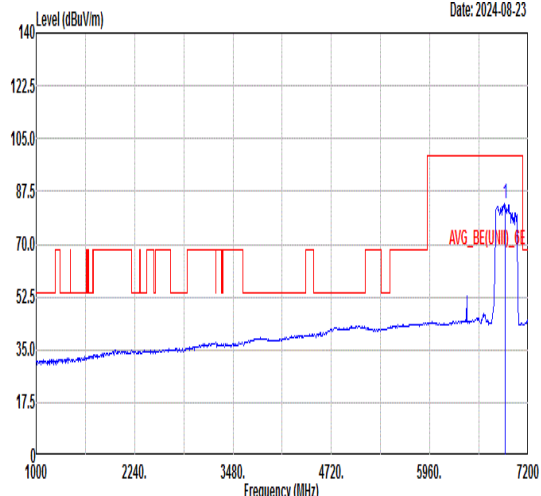


		76																																																																												
Mode	Band Edge																																																																													
	U-NII-5_6.525-6.875_802.11be EHT320_CH31_Large RU 996*3+484_6105MHz																																																																													
ANT	CDD 0+1																																																																													
Pol.	Vertical	Fundamental																																																																												
Peak	 <p style="text-align: right;">Date: 2024-08-23</p> <table border="1"> <thead> <tr> <th>Limit</th> <th>Margin</th> <th>Read</th> <th>Ant</th> <th>Cable</th> <th>Preamp</th> <th>APos</th> <th>TPos</th> <th>Remark</th> </tr> <tr> <th>Freq</th> <th>Level</th> <th>Line</th> <th>(dB)</th> <th>Level</th> <th>Factor</th> <th>Loss</th> <th>Factor</th> <th></th> </tr> <tr> <th>MHz</th> <th>dBuV/m</th> <th>dBuV/m</th> <th>dBuV</th> <th>dB/m</th> <th>dB</th> <th>dB</th> <th>cm</th> <th>deg</th> </tr> </thead> <tbody> <tr> <td>1</td> <td>5626.23</td> <td>66.57</td> <td>88.20</td> <td>-21.63</td> <td>53.33</td> <td>36.08</td> <td>9.81</td> <td>32.65</td> <td>197</td> <td>194 PEAK</td> </tr> </tbody> </table>	Limit	Margin	Read	Ant	Cable	Preamp	APos	TPos	Remark	Freq	Level	Line	(dB)	Level	Factor	Loss	Factor		MHz	dBuV/m	dBuV/m	dBuV	dB/m	dB	dB	cm	deg	1	5626.23	66.57	88.20	-21.63	53.33	36.08	9.81	32.65	197	194 PEAK	 <p style="text-align: right;">Date: 2024-08-23</p> <table border="1"> <thead> <tr> <th>Limit</th> <th>Margin</th> <th>Read</th> <th>Ant</th> <th>Cable</th> <th>Preamp</th> <th>APos</th> <th>TPos</th> <th>Remark</th> </tr> <tr> <th>Freq</th> <th>Level</th> <th>Line</th> <th>(dB)</th> <th>Level</th> <th>Factor</th> <th>Loss</th> <th>Factor</th> <th></th> </tr> <tr> <th>MHz</th> <th>dBuV/m</th> <th>dBuV/m</th> <th>dBuV</th> <th>dB/m</th> <th>dB</th> <th>dB</th> <th>cm</th> <th>deg</th> </tr> </thead> <tbody> <tr> <td>1</td> <td>6105.00</td> <td>93.58</td> <td>-----</td> <td>-----</td> <td>79.19</td> <td>36.65</td> <td>10.63</td> <td>32.89</td> <td>197</td> <td>194 PEAK</td> </tr> </tbody> </table>	Limit	Margin	Read	Ant	Cable	Preamp	APos	TPos	Remark	Freq	Level	Line	(dB)	Level	Factor	Loss	Factor		MHz	dBuV/m	dBuV/m	dBuV	dB/m	dB	dB	cm	deg	1	6105.00	93.58	-----	-----	79.19	36.65	10.63	32.89	197	194 PEAK
	Limit	Margin	Read	Ant	Cable	Preamp	APos	TPos	Remark																																																																					
Freq	Level	Line	(dB)	Level	Factor	Loss	Factor																																																																							
MHz	dBuV/m	dBuV/m	dBuV	dB/m	dB	dB	cm	deg																																																																						
1	5626.23	66.57	88.20	-21.63	53.33	36.08	9.81	32.65	197	194 PEAK																																																																				
Limit	Margin	Read	Ant	Cable	Preamp	APos	TPos	Remark																																																																						
Freq	Level	Line	(dB)	Level	Factor	Loss	Factor																																																																							
MHz	dBuV/m	dBuV/m	dBuV	dB/m	dB	dB	cm	deg																																																																						
1	6105.00	93.58	-----	-----	79.19	36.65	10.63	32.89	197	194 PEAK																																																																				
Avg	 <p style="text-align: right;">Date: 2024-08-23</p> <table border="1"> <thead> <tr> <th>Limit</th> <th>Margin</th> <th>Read</th> <th>Ant</th> <th>Cable</th> <th>Preamp</th> <th>APos</th> <th>TPos</th> <th>Remark</th> </tr> <tr> <th>Freq</th> <th>Level</th> <th>Line</th> <th>(dB)</th> <th>Level</th> <th>Factor</th> <th>Loss</th> <th>Factor</th> <th></th> </tr> <tr> <th>MHz</th> <th>dBuV/m</th> <th>dBuV/m</th> <th>dBuV</th> <th>dB/m</th> <th>dB</th> <th>dB</th> <th>cm</th> <th>deg</th> </tr> </thead> <tbody> <tr> <td>1</td> <td>5624.70</td> <td>59.23</td> <td>68.20</td> <td>-8.97</td> <td>46.00</td> <td>36.07</td> <td>9.81</td> <td>32.65</td> <td>197</td> <td>194 AVERAGE</td> </tr> </tbody> </table>	Limit	Margin	Read	Ant	Cable	Preamp	APos	TPos	Remark	Freq	Level	Line	(dB)	Level	Factor	Loss	Factor		MHz	dBuV/m	dBuV/m	dBuV	dB/m	dB	dB	cm	deg	1	5624.70	59.23	68.20	-8.97	46.00	36.07	9.81	32.65	197	194 AVERAGE	 <p style="text-align: right;">Date: 2024-08-23</p> <table border="1"> <thead> <tr> <th>Limit</th> <th>Margin</th> <th>Read</th> <th>Ant</th> <th>Cable</th> <th>Preamp</th> <th>APos</th> <th>TPos</th> <th>Remark</th> </tr> <tr> <th>Freq</th> <th>Level</th> <th>Line</th> <th>(dB)</th> <th>Level</th> <th>Factor</th> <th>Loss</th> <th>Factor</th> <th></th> </tr> <tr> <th>MHz</th> <th>dBuV/m</th> <th>dBuV/m</th> <th>dBuV</th> <th>dB/m</th> <th>dB</th> <th>dB</th> <th>cm</th> <th>deg</th> </tr> </thead> <tbody> <tr> <td>1</td> <td>6105.00</td> <td>85.33</td> <td>-----</td> <td>-----</td> <td>70.95</td> <td>36.64</td> <td>10.63</td> <td>32.89</td> <td>197</td> <td>194 AVERAGE</td> </tr> </tbody> </table>	Limit	Margin	Read	Ant	Cable	Preamp	APos	TPos	Remark	Freq	Level	Line	(dB)	Level	Factor	Loss	Factor		MHz	dBuV/m	dBuV/m	dBuV	dB/m	dB	dB	cm	deg	1	6105.00	85.33	-----	-----	70.95	36.64	10.63	32.89	197	194 AVERAGE
Limit	Margin	Read	Ant	Cable	Preamp	APos	TPos	Remark																																																																						
Freq	Level	Line	(dB)	Level	Factor	Loss	Factor																																																																							
MHz	dBuV/m	dBuV/m	dBuV	dB/m	dB	dB	cm	deg																																																																						
1	5624.70	59.23	68.20	-8.97	46.00	36.07	9.81	32.65	197	194 AVERAGE																																																																				
Limit	Margin	Read	Ant	Cable	Preamp	APos	TPos	Remark																																																																						
Freq	Level	Line	(dB)	Level	Factor	Loss	Factor																																																																							
MHz	dBuV/m	dBuV/m	dBuV	dB/m	dB	dB	cm	deg																																																																						
1	6105.00	85.33	-----	-----	70.95	36.64	10.63	32.89	197	194 AVERAGE																																																																				

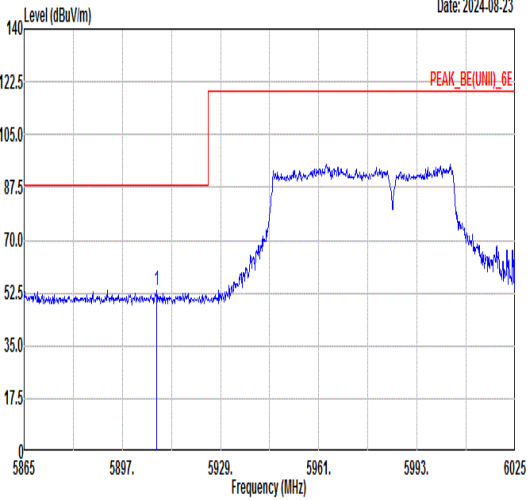
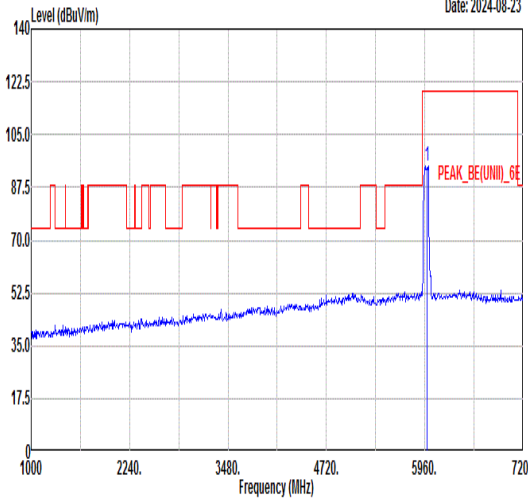
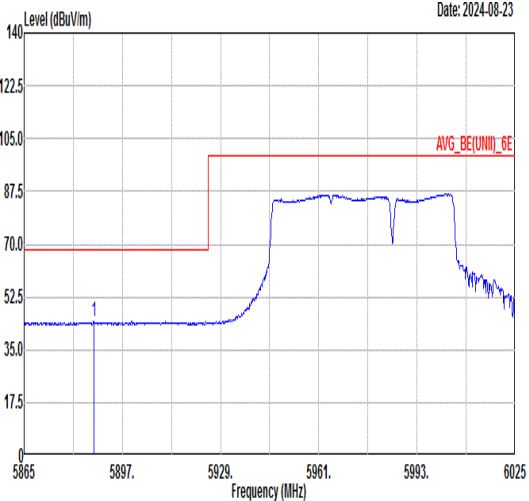
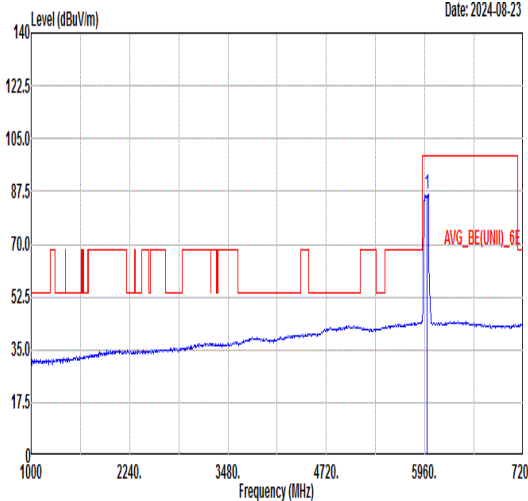


		77																																																																																										
Mode	Band Edge																																																																																											
	U-NII-8_6.875-7.125_802.11be EHT320_CH191_Large RU 996*3+484_6905MHz																																																																																											
ANT	CDD 0+1																																																																																											
Pol.	Horizontal	Fundamental																																																																																										
Peak	 <p>Date: 2024-08-23</p> <table border="1"> <thead> <tr> <th>Limit</th> <th>Margin</th> <th>Read</th> <th>Ant</th> <th>Cable</th> <th>Preamp</th> <th>Apos</th> <th>TPos</th> <th>Remark</th> </tr> <tr> <th>Freq</th> <th>Level</th> <th>Line</th> <th>(dB)</th> <th>Level</th> <th>Factor</th> <th>Loss</th> <th>Factor</th> <th></th> </tr> <tr> <th>MHz</th> <th>dBuV/m</th> <th>dBuV/m</th> <th>dBuV</th> <th>dB/m</th> <th>dB</th> <th>dB</th> <th>cm</th> <th>deg</th> </tr> </thead> <tbody> <tr> <td>1</td> <td>7199.96</td> <td>57.23</td> <td>88.20</td> <td>-30.97</td> <td>43.75</td> <td>36.92</td> <td>10.18</td> <td>33.62</td> <td>225</td> <td>29</td> <td>PEAK</td> </tr> <tr> <td>2</td> <td>7255.02</td> <td>53.19</td> <td>74.00</td> <td>-20.81</td> <td>39.71</td> <td>36.90</td> <td>10.18</td> <td>33.60</td> <td>225</td> <td>29</td> <td>PEAK</td> </tr> </tbody> </table>	Limit	Margin	Read	Ant	Cable	Preamp	Apos	TPos	Remark	Freq	Level	Line	(dB)	Level	Factor	Loss	Factor		MHz	dBuV/m	dBuV/m	dBuV	dB/m	dB	dB	cm	deg	1	7199.96	57.23	88.20	-30.97	43.75	36.92	10.18	33.62	225	29	PEAK	2	7255.02	53.19	74.00	-20.81	39.71	36.90	10.18	33.60	225	29	PEAK	 <p>Date: 2024-08-23</p> <table border="1"> <thead> <tr> <th>Limit</th> <th>Margin</th> <th>Read</th> <th>Ant</th> <th>Cable</th> <th>Preamp</th> <th>Apos</th> <th>TPos</th> <th>Remark</th> </tr> <tr> <th>Freq</th> <th>Level</th> <th>Line</th> <th>(dB)</th> <th>Level</th> <th>Factor</th> <th>Loss</th> <th>Factor</th> <th></th> </tr> <tr> <th>MHz</th> <th>dBuV/m</th> <th>dBuV/m</th> <th>dBuV</th> <th>dB/m</th> <th>dB</th> <th>dB</th> <th>cm</th> <th>deg</th> </tr> </thead> <tbody> <tr> <td>1</td> <td>6905.00</td> <td>95.18</td> <td>-----</td> <td>-----</td> <td>81.56</td> <td>36.95</td> <td>10.25</td> <td>33.58</td> <td>225</td> <td>29</td> <td>PEAK</td> </tr> </tbody> </table>	Limit	Margin	Read	Ant	Cable	Preamp	Apos	TPos	Remark	Freq	Level	Line	(dB)	Level	Factor	Loss	Factor		MHz	dBuV/m	dBuV/m	dBuV	dB/m	dB	dB	cm	deg	1	6905.00	95.18	-----	-----	81.56	36.95	10.25	33.58	225	29	PEAK
	Limit	Margin	Read	Ant	Cable	Preamp	Apos	TPos	Remark																																																																																			
Freq	Level	Line	(dB)	Level	Factor	Loss	Factor																																																																																					
MHz	dBuV/m	dBuV/m	dBuV	dB/m	dB	dB	cm	deg																																																																																				
1	7199.96	57.23	88.20	-30.97	43.75	36.92	10.18	33.62	225	29	PEAK																																																																																	
2	7255.02	53.19	74.00	-20.81	39.71	36.90	10.18	33.60	225	29	PEAK																																																																																	
Limit	Margin	Read	Ant	Cable	Preamp	Apos	TPos	Remark																																																																																				
Freq	Level	Line	(dB)	Level	Factor	Loss	Factor																																																																																					
MHz	dBuV/m	dBuV/m	dBuV	dB/m	dB	dB	cm	deg																																																																																				
1	6905.00	95.18	-----	-----	81.56	36.95	10.25	33.58	225	29	PEAK																																																																																	
Avg	 <p>Date: 2024-08-23</p> <table border="1"> <thead> <tr> <th>Limit</th> <th>Margin</th> <th>Read</th> <th>Ant</th> <th>Cable</th> <th>Preamp</th> <th>Apos</th> <th>TPos</th> <th>Remark</th> </tr> <tr> <th>Freq</th> <th>Level</th> <th>Line</th> <th>(dB)</th> <th>Level</th> <th>Factor</th> <th>Loss</th> <th>Factor</th> <th></th> </tr> <tr> <th>MHz</th> <th>dBuV/m</th> <th>dBuV/m</th> <th>dBuV</th> <th>dB/m</th> <th>dB</th> <th>dB</th> <th>cm</th> <th>deg</th> </tr> </thead> <tbody> <tr> <td>1</td> <td>7199.96</td> <td>46.21</td> <td>68.20</td> <td>-21.99</td> <td>32.73</td> <td>36.92</td> <td>10.18</td> <td>33.62</td> <td>225</td> <td>29</td> <td>AVERAGE</td> </tr> <tr> <td>2</td> <td>7250.78</td> <td>45.35</td> <td>54.00</td> <td>-8.65</td> <td>31.87</td> <td>36.90</td> <td>10.18</td> <td>33.60</td> <td>225</td> <td>29</td> <td>AVERAGE</td> </tr> </tbody> </table>	Limit	Margin	Read	Ant	Cable	Preamp	Apos	TPos	Remark	Freq	Level	Line	(dB)	Level	Factor	Loss	Factor		MHz	dBuV/m	dBuV/m	dBuV	dB/m	dB	dB	cm	deg	1	7199.96	46.21	68.20	-21.99	32.73	36.92	10.18	33.62	225	29	AVERAGE	2	7250.78	45.35	54.00	-8.65	31.87	36.90	10.18	33.60	225	29	AVERAGE	 <p>Date: 2024-08-23</p> <table border="1"> <thead> <tr> <th>Limit</th> <th>Margin</th> <th>Read</th> <th>Ant</th> <th>Cable</th> <th>Preamp</th> <th>Apos</th> <th>TPos</th> <th>Remark</th> </tr> <tr> <th>Freq</th> <th>Level</th> <th>Line</th> <th>(dB)</th> <th>Level</th> <th>Factor</th> <th>Loss</th> <th>Factor</th> <th></th> </tr> <tr> <th>MHz</th> <th>dBuV/m</th> <th>dBuV/m</th> <th>dBuV</th> <th>dB/m</th> <th>dB</th> <th>dB</th> <th>cm</th> <th>deg</th> </tr> </thead> <tbody> <tr> <td>1</td> <td>6905.00</td> <td>85.19</td> <td>-----</td> <td>-----</td> <td>71.57</td> <td>36.95</td> <td>10.25</td> <td>33.58</td> <td>225</td> <td>29</td> <td>AVERAGE</td> </tr> </tbody> </table>	Limit	Margin	Read	Ant	Cable	Preamp	Apos	TPos	Remark	Freq	Level	Line	(dB)	Level	Factor	Loss	Factor		MHz	dBuV/m	dBuV/m	dBuV	dB/m	dB	dB	cm	deg	1	6905.00	85.19	-----	-----	71.57	36.95	10.25	33.58	225	29	AVERAGE
Limit	Margin	Read	Ant	Cable	Preamp	Apos	TPos	Remark																																																																																				
Freq	Level	Line	(dB)	Level	Factor	Loss	Factor																																																																																					
MHz	dBuV/m	dBuV/m	dBuV	dB/m	dB	dB	cm	deg																																																																																				
1	7199.96	46.21	68.20	-21.99	32.73	36.92	10.18	33.62	225	29	AVERAGE																																																																																	
2	7250.78	45.35	54.00	-8.65	31.87	36.90	10.18	33.60	225	29	AVERAGE																																																																																	
Limit	Margin	Read	Ant	Cable	Preamp	Apos	TPos	Remark																																																																																				
Freq	Level	Line	(dB)	Level	Factor	Loss	Factor																																																																																					
MHz	dBuV/m	dBuV/m	dBuV	dB/m	dB	dB	cm	deg																																																																																				
1	6905.00	85.19	-----	-----	71.57	36.95	10.25	33.58	225	29	AVERAGE																																																																																	

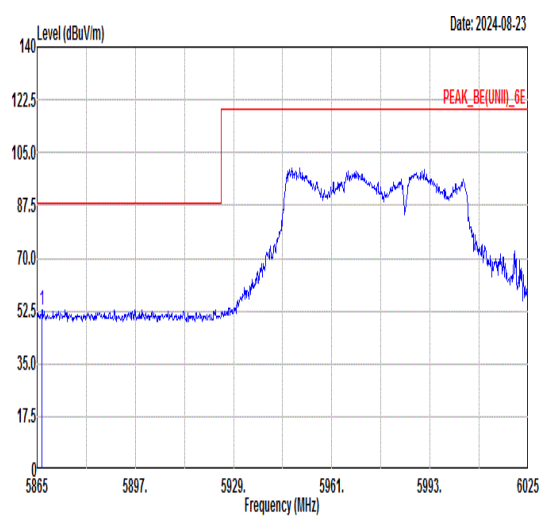
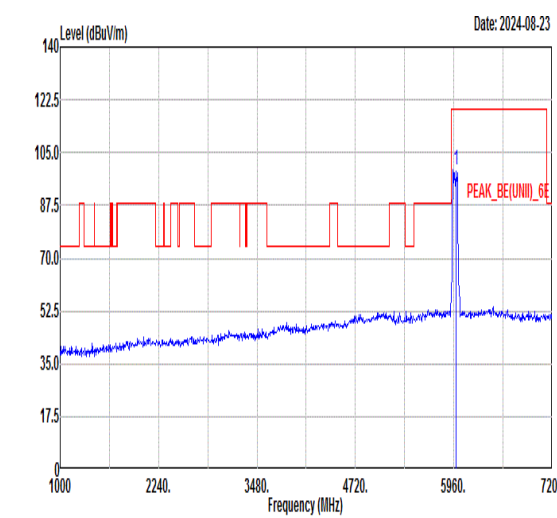
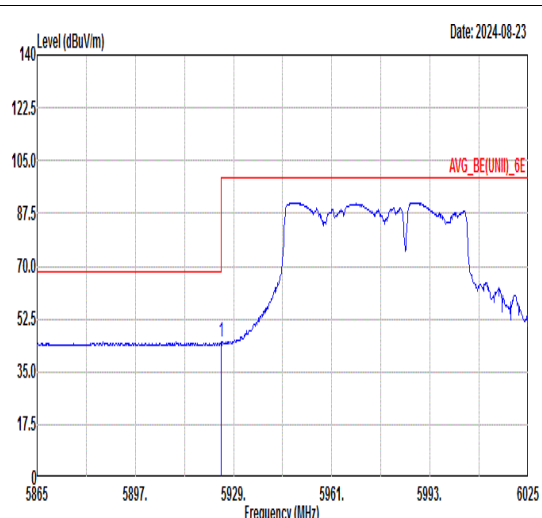
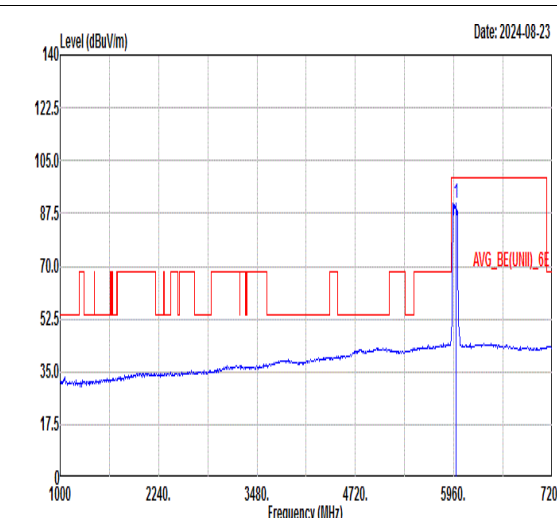


		77																																																																								
Mode	Band Edge																																																																									
	U-NII-8_6.875-7.125_802.11be EHT320_CH191_Large RU 996*3+484_6905MHz																																																																									
ANT	CDD 0+1																																																																									
Pol.	Vertical	Fundamental																																																																								
Peak	 <p>Date: 2024-08-23</p> <table border="1"> <thead> <tr> <th>Limit</th> <th>Margin</th> <th>Read</th> <th>Ant</th> <th>Cable</th> <th>Preamp</th> <th>APos</th> <th>TPos</th> <th></th> </tr> <tr> <th>Freq</th> <th>Level</th> <th>Line</th> <th>(dB)</th> <th>Level</th> <th>Factor</th> <th>Loss Factor</th> <th>cm</th> <th>deg</th> </tr> </thead> <tbody> <tr> <td>1</td> <td>7212.06</td> <td>54.62</td> <td>88.20</td> <td>-33.58</td> <td>41.14</td> <td>36.92</td> <td>10.18</td> <td>33.62</td> <td>349</td> <td>360</td> <td>PEAK</td> </tr> <tr> <td>2</td> <td>7260.46</td> <td>53.43</td> <td>74.00</td> <td>-20.57</td> <td>39.95</td> <td>36.90</td> <td>10.18</td> <td>33.60</td> <td>349</td> <td>360</td> <td>PEAK</td> </tr> </tbody> </table>	Limit	Margin	Read	Ant	Cable	Preamp	APos	TPos		Freq	Level	Line	(dB)	Level	Factor	Loss Factor	cm	deg	1	7212.06	54.62	88.20	-33.58	41.14	36.92	10.18	33.62	349	360	PEAK	2	7260.46	53.43	74.00	-20.57	39.95	36.90	10.18	33.60	349	360	PEAK	 <p>Date: 2024-08-23</p> <table border="1"> <thead> <tr> <th>Limit</th> <th>Margin</th> <th>Read</th> <th>Ant</th> <th>Cable</th> <th>Preamp</th> <th>APos</th> <th>TPos</th> <th></th> </tr> <tr> <th>Freq</th> <th>Level</th> <th>Line</th> <th>(dB)</th> <th>Level</th> <th>Factor</th> <th>Loss Factor</th> <th>cm</th> <th>deg</th> </tr> </thead> <tbody> <tr> <td>1</td> <td>6905.00</td> <td>91.26</td> <td>-----</td> <td>-----</td> <td>77.66</td> <td>36.96</td> <td>10.24</td> <td>33.60</td> <td>349</td> <td>360</td> <td>PEAK</td> </tr> </tbody> </table>	Limit	Margin	Read	Ant	Cable	Preamp	APos	TPos		Freq	Level	Line	(dB)	Level	Factor	Loss Factor	cm	deg	1	6905.00	91.26	-----	-----	77.66	36.96	10.24	33.60	349	360	PEAK
	Limit	Margin	Read	Ant	Cable	Preamp	APos	TPos																																																																		
Freq	Level	Line	(dB)	Level	Factor	Loss Factor	cm	deg																																																																		
1	7212.06	54.62	88.20	-33.58	41.14	36.92	10.18	33.62	349	360	PEAK																																																															
2	7260.46	53.43	74.00	-20.57	39.95	36.90	10.18	33.60	349	360	PEAK																																																															
Limit	Margin	Read	Ant	Cable	Preamp	APos	TPos																																																																			
Freq	Level	Line	(dB)	Level	Factor	Loss Factor	cm	deg																																																																		
1	6905.00	91.26	-----	-----	77.66	36.96	10.24	33.60	349	360	PEAK																																																															
Avg	 <p>Date: 2024-08-23</p> <table border="1"> <thead> <tr> <th>Limit</th> <th>Margin</th> <th>Read</th> <th>Ant</th> <th>Cable</th> <th>Preamp</th> <th>APos</th> <th>TPos</th> <th></th> </tr> <tr> <th>Freq</th> <th>Level</th> <th>Line</th> <th>(dB)</th> <th>Level</th> <th>Factor</th> <th>Loss Factor</th> <th>cm</th> <th>deg</th> </tr> </thead> <tbody> <tr> <td>1</td> <td>7188.47</td> <td>45.49</td> <td>68.20</td> <td>-22.71</td> <td>32.01</td> <td>36.92</td> <td>10.18</td> <td>33.62</td> <td>349</td> <td>360</td> <td>AVERAGE</td> </tr> <tr> <td>2</td> <td>7258.65</td> <td>44.43</td> <td>54.00</td> <td>-9.57</td> <td>30.95</td> <td>36.90</td> <td>10.18</td> <td>33.60</td> <td>349</td> <td>360</td> <td>AVERAGE</td> </tr> </tbody> </table>	Limit	Margin	Read	Ant	Cable	Preamp	APos	TPos		Freq	Level	Line	(dB)	Level	Factor	Loss Factor	cm	deg	1	7188.47	45.49	68.20	-22.71	32.01	36.92	10.18	33.62	349	360	AVERAGE	2	7258.65	44.43	54.00	-9.57	30.95	36.90	10.18	33.60	349	360	AVERAGE	 <p>Date: 2024-08-23</p> <table border="1"> <thead> <tr> <th>Limit</th> <th>Margin</th> <th>Read</th> <th>Ant</th> <th>Cable</th> <th>Preamp</th> <th>APos</th> <th>TPos</th> <th></th> </tr> <tr> <th>Freq</th> <th>Level</th> <th>Line</th> <th>(dB)</th> <th>Level</th> <th>Factor</th> <th>Loss Factor</th> <th>cm</th> <th>deg</th> </tr> </thead> <tbody> <tr> <td>1</td> <td>6905.00</td> <td>83.41</td> <td>-----</td> <td>-----</td> <td>69.81</td> <td>36.96</td> <td>10.24</td> <td>33.60</td> <td>349</td> <td>360</td> <td>AVERAGE</td> </tr> </tbody> </table>	Limit	Margin	Read	Ant	Cable	Preamp	APos	TPos		Freq	Level	Line	(dB)	Level	Factor	Loss Factor	cm	deg	1	6905.00	83.41	-----	-----	69.81	36.96	10.24	33.60	349	360	AVERAGE
Limit	Margin	Read	Ant	Cable	Preamp	APos	TPos																																																																			
Freq	Level	Line	(dB)	Level	Factor	Loss Factor	cm	deg																																																																		
1	7188.47	45.49	68.20	-22.71	32.01	36.92	10.18	33.62	349	360	AVERAGE																																																															
2	7258.65	44.43	54.00	-9.57	30.95	36.90	10.18	33.60	349	360	AVERAGE																																																															
Limit	Margin	Read	Ant	Cable	Preamp	APos	TPos																																																																			
Freq	Level	Line	(dB)	Level	Factor	Loss Factor	cm	deg																																																																		
1	6905.00	83.41	-----	-----	69.81	36.96	10.24	33.60	349	360	AVERAGE																																																															

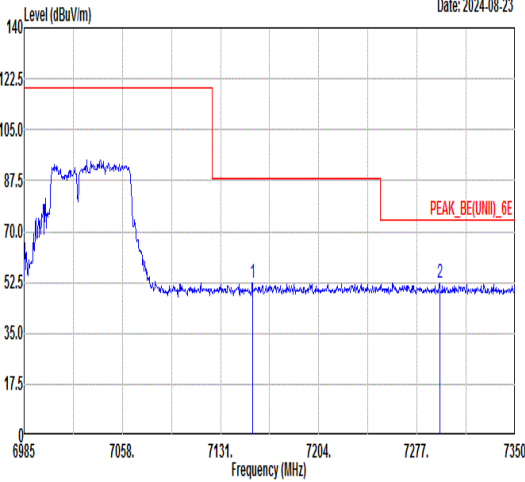
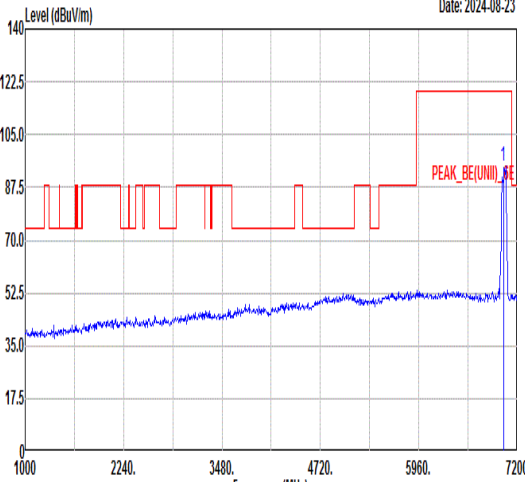
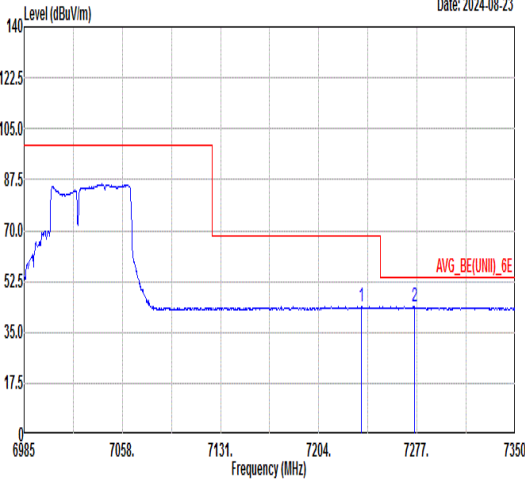
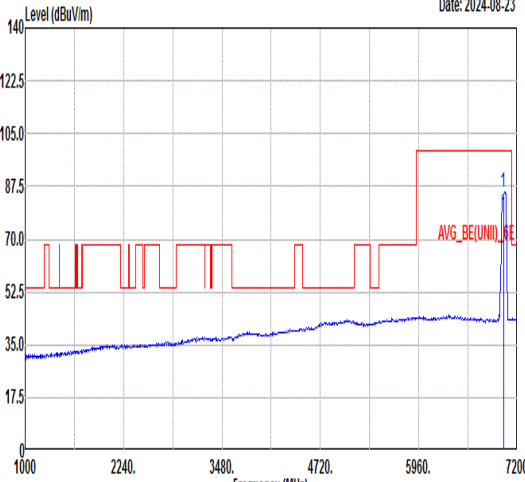


		78																																																																												
Mode	Band Edge																																																																													
	U-NII-5_6.525-6.875_802.11be EHT80_CH7_Puncturing 20M_5985MHz																																																																													
ANT	CDD 0+1																																																																													
Pol.	Horizontal	Fundamental																																																																												
Peak	 <p>Date: 2024-08-23</p> <table border="1"> <thead> <tr> <th>Limit</th> <th>Margin</th> <th>Read</th> <th>Ant</th> <th>Cable</th> <th>Preamp</th> <th>APos</th> <th>TPos</th> <th>Remark</th> </tr> <tr> <th>Freq</th> <th>Level</th> <th>Line</th> <th>Level</th> <th>Factor</th> <th>Loss Factor</th> <th></th> <th></th> <th></th> </tr> <tr> <th>MHz</th> <th>dBuV/m</th> <th>dBuV/m</th> <th>dBuV</th> <th>dB/m</th> <th>dB</th> <th>dB</th> <th>cm</th> <th>deg</th> </tr> </thead> <tbody> <tr> <td>1</td> <td>5908.20</td> <td>53.24</td> <td>88.20</td> <td>-34.96</td> <td>39.13</td> <td>36.47</td> <td>10.40</td> <td>32.76</td> <td>200</td> <td>0 PEAK</td> </tr> </tbody> </table>	Limit	Margin	Read	Ant	Cable	Preamp	APos	TPos	Remark	Freq	Level	Line	Level	Factor	Loss Factor				MHz	dBuV/m	dBuV/m	dBuV	dB/m	dB	dB	cm	deg	1	5908.20	53.24	88.20	-34.96	39.13	36.47	10.40	32.76	200	0 PEAK	 <p>Date: 2024-08-23</p> <table border="1"> <thead> <tr> <th>Limit</th> <th>Margin</th> <th>Read</th> <th>Ant</th> <th>Cable</th> <th>Preamp</th> <th>APos</th> <th>TPos</th> <th>Remark</th> </tr> <tr> <th>Freq</th> <th>Level</th> <th>Line</th> <th>Level</th> <th>Factor</th> <th>Loss Factor</th> <th></th> <th></th> <th></th> </tr> <tr> <th>MHz</th> <th>dBuV/m</th> <th>dBuV/m</th> <th>dBuV</th> <th>dB/m</th> <th>dB</th> <th>dB</th> <th>cm</th> <th>deg</th> </tr> </thead> <tbody> <tr> <td>1</td> <td>5985.00</td> <td>94.59</td> <td>-----</td> <td>-----</td> <td>80.30</td> <td>36.55</td> <td>10.53</td> <td>32.79</td> <td>200</td> <td>0 PEAK</td> </tr> </tbody> </table>	Limit	Margin	Read	Ant	Cable	Preamp	APos	TPos	Remark	Freq	Level	Line	Level	Factor	Loss Factor				MHz	dBuV/m	dBuV/m	dBuV	dB/m	dB	dB	cm	deg	1	5985.00	94.59	-----	-----	80.30	36.55	10.53	32.79	200	0 PEAK
	Limit	Margin	Read	Ant	Cable	Preamp	APos	TPos	Remark																																																																					
Freq	Level	Line	Level	Factor	Loss Factor																																																																									
MHz	dBuV/m	dBuV/m	dBuV	dB/m	dB	dB	cm	deg																																																																						
1	5908.20	53.24	88.20	-34.96	39.13	36.47	10.40	32.76	200	0 PEAK																																																																				
Limit	Margin	Read	Ant	Cable	Preamp	APos	TPos	Remark																																																																						
Freq	Level	Line	Level	Factor	Loss Factor																																																																									
MHz	dBuV/m	dBuV/m	dBuV	dB/m	dB	dB	cm	deg																																																																						
1	5985.00	94.59	-----	-----	80.30	36.55	10.53	32.79	200	0 PEAK																																																																				
Avg	 <p>Date: 2024-08-23</p> <table border="1"> <thead> <tr> <th>Limit</th> <th>Margin</th> <th>Read</th> <th>Ant</th> <th>Cable</th> <th>Preamp</th> <th>APos</th> <th>TPos</th> <th>Remark</th> </tr> <tr> <th>Freq</th> <th>Level</th> <th>Line</th> <th>Level</th> <th>Factor</th> <th>Loss Factor</th> <th></th> <th></th> <th></th> </tr> <tr> <th>MHz</th> <th>dBuV/m</th> <th>dBuV/m</th> <th>dBuV</th> <th>dB/m</th> <th>dB</th> <th>dB</th> <th>cm</th> <th>deg</th> </tr> </thead> <tbody> <tr> <td>1</td> <td>5887.72</td> <td>44.32</td> <td>68.20</td> <td>-23.88</td> <td>30.28</td> <td>36.44</td> <td>10.36</td> <td>32.76</td> <td>200</td> <td>0 AVERAGE</td> </tr> </tbody> </table>	Limit	Margin	Read	Ant	Cable	Preamp	APos	TPos	Remark	Freq	Level	Line	Level	Factor	Loss Factor				MHz	dBuV/m	dBuV/m	dBuV	dB/m	dB	dB	cm	deg	1	5887.72	44.32	68.20	-23.88	30.28	36.44	10.36	32.76	200	0 AVERAGE	 <p>Date: 2024-08-23</p> <table border="1"> <thead> <tr> <th>Limit</th> <th>Margin</th> <th>Read</th> <th>Ant</th> <th>Cable</th> <th>Preamp</th> <th>APos</th> <th>TPos</th> <th>Remark</th> </tr> <tr> <th>Freq</th> <th>Level</th> <th>Line</th> <th>Level</th> <th>Factor</th> <th>Loss Factor</th> <th></th> <th></th> <th></th> </tr> <tr> <th>MHz</th> <th>dBuV/m</th> <th>dBuV/m</th> <th>dBuV</th> <th>dB/m</th> <th>dB</th> <th>dB</th> <th>cm</th> <th>deg</th> </tr> </thead> <tbody> <tr> <td>1</td> <td>5985.00</td> <td>86.51</td> <td>-----</td> <td>-----</td> <td>72.13</td> <td>36.60</td> <td>10.58</td> <td>32.80</td> <td>200</td> <td>0 AVERAGE</td> </tr> </tbody> </table>	Limit	Margin	Read	Ant	Cable	Preamp	APos	TPos	Remark	Freq	Level	Line	Level	Factor	Loss Factor				MHz	dBuV/m	dBuV/m	dBuV	dB/m	dB	dB	cm	deg	1	5985.00	86.51	-----	-----	72.13	36.60	10.58	32.80	200	0 AVERAGE
Limit	Margin	Read	Ant	Cable	Preamp	APos	TPos	Remark																																																																						
Freq	Level	Line	Level	Factor	Loss Factor																																																																									
MHz	dBuV/m	dBuV/m	dBuV	dB/m	dB	dB	cm	deg																																																																						
1	5887.72	44.32	68.20	-23.88	30.28	36.44	10.36	32.76	200	0 AVERAGE																																																																				
Limit	Margin	Read	Ant	Cable	Preamp	APos	TPos	Remark																																																																						
Freq	Level	Line	Level	Factor	Loss Factor																																																																									
MHz	dBuV/m	dBuV/m	dBuV	dB/m	dB	dB	cm	deg																																																																						
1	5985.00	86.51	-----	-----	72.13	36.60	10.58	32.80	200	0 AVERAGE																																																																				



		78																																																																														
Mode	Band Edge																																																																															
	U-NII-5_6.525-6.875_802.11be EHT80_CH7_Puncturing 20M_5985MHz																																																																															
ANT	CDD 0+1																																																																															
Pol.	Vertical	Fundamental																																																																														
Peak	 <p style="text-align: right;">Date: 2024-08-23</p> <table border="1"> <thead> <tr> <th>Limit</th> <th>Margin</th> <th>Read</th> <th>Ant</th> <th>Cable</th> <th>Preamp</th> <th>APos</th> <th>TPos</th> <th>Remark</th> </tr> <tr> <th>Freq</th> <th>Level</th> <th>Line</th> <th>(dB)</th> <th>Level</th> <th>Factor</th> <th>Loss</th> <th>Factor</th> <th></th> </tr> <tr> <th>MHz</th> <th>dBuV/m</th> <th>dBuV/m</th> <th>dB</th> <th>dBuV</th> <th>dB/m</th> <th>dB</th> <th>dB</th> <th>cm</th> <th>deg</th> </tr> </thead> <tbody> <tr> <td>1</td> <td>5866.60</td> <td>52.91</td> <td>88.20</td> <td>-35.29</td> <td>38.93</td> <td>36.41</td> <td>10.32</td> <td>32.75</td> <td>211</td> <td>0 PEAK</td> </tr> </tbody> </table>	Limit	Margin	Read	Ant	Cable	Preamp	APos	TPos	Remark	Freq	Level	Line	(dB)	Level	Factor	Loss	Factor		MHz	dBuV/m	dBuV/m	dB	dBuV	dB/m	dB	dB	cm	deg	1	5866.60	52.91	88.20	-35.29	38.93	36.41	10.32	32.75	211	0 PEAK	 <p style="text-align: right;">Date: 2024-08-23</p> <table border="1"> <thead> <tr> <th>Limit</th> <th>Margin</th> <th>Read</th> <th>Ant</th> <th>Cable</th> <th>Preamp</th> <th>APos</th> <th>TPos</th> <th>Remark</th> </tr> <tr> <th>Freq</th> <th>Level</th> <th>Line</th> <th>(dB)</th> <th>Level</th> <th>Factor</th> <th>Loss</th> <th>Factor</th> <th></th> </tr> <tr> <th>MHz</th> <th>dBuV/m</th> <th>dBuV/m</th> <th>dB</th> <th>dBuV</th> <th>dB/m</th> <th>dB</th> <th>dB</th> <th>cm</th> <th>deg</th> </tr> </thead> <tbody> <tr> <td>1</td> <td>5985.00</td> <td>99.51</td> <td>-----</td> <td>-----</td> <td>85.27</td> <td>36.53</td> <td>10.49</td> <td>32.78</td> <td>211</td> <td>0 PEAK</td> </tr> </tbody> </table>	Limit	Margin	Read	Ant	Cable	Preamp	APos	TPos	Remark	Freq	Level	Line	(dB)	Level	Factor	Loss	Factor		MHz	dBuV/m	dBuV/m	dB	dBuV	dB/m	dB	dB	cm	deg	1	5985.00	99.51	-----	-----	85.27	36.53	10.49	32.78	211	0 PEAK
	Limit	Margin	Read	Ant	Cable	Preamp	APos	TPos	Remark																																																																							
Freq	Level	Line	(dB)	Level	Factor	Loss	Factor																																																																									
MHz	dBuV/m	dBuV/m	dB	dBuV	dB/m	dB	dB	cm	deg																																																																							
1	5866.60	52.91	88.20	-35.29	38.93	36.41	10.32	32.75	211	0 PEAK																																																																						
Limit	Margin	Read	Ant	Cable	Preamp	APos	TPos	Remark																																																																								
Freq	Level	Line	(dB)	Level	Factor	Loss	Factor																																																																									
MHz	dBuV/m	dBuV/m	dB	dBuV	dB/m	dB	dB	cm	deg																																																																							
1	5985.00	99.51	-----	-----	85.27	36.53	10.49	32.78	211	0 PEAK																																																																						
Avg	 <p style="text-align: right;">Date: 2024-08-23</p> <table border="1"> <thead> <tr> <th>Limit</th> <th>Margin</th> <th>Read</th> <th>Ant</th> <th>Cable</th> <th>Preamp</th> <th>APos</th> <th>TPos</th> <th>Remark</th> </tr> <tr> <th>Freq</th> <th>Level</th> <th>Line</th> <th>(dB)</th> <th>Level</th> <th>Factor</th> <th>Loss</th> <th>Factor</th> <th></th> </tr> <tr> <th>MHz</th> <th>dBuV/m</th> <th>dBuV/m</th> <th>dB</th> <th>dBuV</th> <th>dB/m</th> <th>dB</th> <th>dB</th> <th>cm</th> <th>deg</th> </tr> </thead> <tbody> <tr> <td>1</td> <td>5925.00</td> <td>44.76</td> <td>68.20</td> <td>-23.44</td> <td>30.60</td> <td>36.49</td> <td>10.44</td> <td>32.77</td> <td>211</td> <td>0 AVERAGE</td> </tr> </tbody> </table>	Limit	Margin	Read	Ant	Cable	Preamp	APos	TPos	Remark	Freq	Level	Line	(dB)	Level	Factor	Loss	Factor		MHz	dBuV/m	dBuV/m	dB	dBuV	dB/m	dB	dB	cm	deg	1	5925.00	44.76	68.20	-23.44	30.60	36.49	10.44	32.77	211	0 AVERAGE	 <p style="text-align: right;">Date: 2024-08-23</p> <table border="1"> <thead> <tr> <th>Limit</th> <th>Margin</th> <th>Read</th> <th>Ant</th> <th>Cable</th> <th>Preamp</th> <th>APos</th> <th>TPos</th> <th>Remark</th> </tr> <tr> <th>Freq</th> <th>Level</th> <th>Line</th> <th>(dB)</th> <th>Level</th> <th>Factor</th> <th>Loss</th> <th>Factor</th> <th></th> </tr> <tr> <th>MHz</th> <th>dBuV/m</th> <th>dBuV/m</th> <th>dB</th> <th>dBuV</th> <th>dB/m</th> <th>dB</th> <th>dB</th> <th>cm</th> <th>deg</th> </tr> </thead> <tbody> <tr> <td>1</td> <td>5985.00</td> <td>90.82</td> <td>-----</td> <td>-----</td> <td>76.47</td> <td>36.58</td> <td>10.56</td> <td>32.79</td> <td>211</td> <td>0 AVERAGE</td> </tr> </tbody> </table>	Limit	Margin	Read	Ant	Cable	Preamp	APos	TPos	Remark	Freq	Level	Line	(dB)	Level	Factor	Loss	Factor		MHz	dBuV/m	dBuV/m	dB	dBuV	dB/m	dB	dB	cm	deg	1	5985.00	90.82	-----	-----	76.47	36.58	10.56	32.79	211	0 AVERAGE
Limit	Margin	Read	Ant	Cable	Preamp	APos	TPos	Remark																																																																								
Freq	Level	Line	(dB)	Level	Factor	Loss	Factor																																																																									
MHz	dBuV/m	dBuV/m	dB	dBuV	dB/m	dB	dB	cm	deg																																																																							
1	5925.00	44.76	68.20	-23.44	30.60	36.49	10.44	32.77	211	0 AVERAGE																																																																						
Limit	Margin	Read	Ant	Cable	Preamp	APos	TPos	Remark																																																																								
Freq	Level	Line	(dB)	Level	Factor	Loss	Factor																																																																									
MHz	dBuV/m	dBuV/m	dB	dBuV	dB/m	dB	dB	cm	deg																																																																							
1	5985.00	90.82	-----	-----	76.47	36.58	10.56	32.79	211	0 AVERAGE																																																																						



		79																																																																																										
Mode	Band Edge																																																																																											
	U-NII-8_6.875-7.125_802.11be EHT80_CH215_Puncturing 20M_7025MHz																																																																																											
ANT	CDD 0+1																																																																																											
Pol.	Horizontal	Fundamental																																																																																										
Peak	 <p style="text-align: right;">Date: 2024-08-23</p> <table border="1"> <thead> <tr> <th>Limit</th> <th>Margin</th> <th>Read</th> <th>Ant</th> <th>Cable</th> <th>Preamp</th> <th>Apos</th> <th>TPos</th> <th></th> </tr> <tr> <th>Freq</th> <th>Level</th> <th>Line</th> <th>(dB)</th> <th>Level</th> <th>Factor</th> <th>Loss</th> <th>Factor</th> <th>Remark</th> </tr> <tr> <th>MHz</th> <th>dBuV/m</th> <th>dBuV/m</th> <th>dB</th> <th>dBuV</th> <th>dB/m</th> <th>dB</th> <th>dB</th> <th>cm</th> </tr> </thead> <tbody> <tr> <td>1</td> <td>7154.73</td> <td>52.35</td> <td>88.20</td> <td>-35.85</td> <td>38.86</td> <td>36.94</td> <td>10.19</td> <td>33.64</td> <td>200</td> <td>360</td> <td>PEAK</td> </tr> <tr> <td>2</td> <td>7293.79</td> <td>52.52</td> <td>74.00</td> <td>-21.48</td> <td>39.04</td> <td>36.88</td> <td>10.18</td> <td>33.58</td> <td>200</td> <td>360</td> <td>PEAK</td> </tr> </tbody> </table>	Limit	Margin	Read	Ant	Cable	Preamp	Apos	TPos		Freq	Level	Line	(dB)	Level	Factor	Loss	Factor	Remark	MHz	dBuV/m	dBuV/m	dB	dBuV	dB/m	dB	dB	cm	1	7154.73	52.35	88.20	-35.85	38.86	36.94	10.19	33.64	200	360	PEAK	2	7293.79	52.52	74.00	-21.48	39.04	36.88	10.18	33.58	200	360	PEAK	 <p style="text-align: right;">Date: 2024-08-23</p> <table border="1"> <thead> <tr> <th>Limit</th> <th>Margin</th> <th>Read</th> <th>Ant</th> <th>Cable</th> <th>Preamp</th> <th>Apos</th> <th>TPos</th> <th></th> </tr> <tr> <th>Freq</th> <th>Level</th> <th>Line</th> <th>(dB)</th> <th>Level</th> <th>Factor</th> <th>Loss</th> <th>Factor</th> <th>Remark</th> </tr> <tr> <th>MHz</th> <th>dBuV/m</th> <th>dBuV/m</th> <th>dB</th> <th>dBuV</th> <th>dB/m</th> <th>dB</th> <th>dB</th> <th>cm</th> </tr> </thead> <tbody> <tr> <td>1</td> <td>7025.00</td> <td>94.48</td> <td>-----</td> <td>-----</td> <td>80.97</td> <td>36.98</td> <td>10.21</td> <td>33.68</td> <td>200</td> <td>360</td> <td>PEAK</td> </tr> </tbody> </table>	Limit	Margin	Read	Ant	Cable	Preamp	Apos	TPos		Freq	Level	Line	(dB)	Level	Factor	Loss	Factor	Remark	MHz	dBuV/m	dBuV/m	dB	dBuV	dB/m	dB	dB	cm	1	7025.00	94.48	-----	-----	80.97	36.98	10.21	33.68	200	360	PEAK
	Limit	Margin	Read	Ant	Cable	Preamp	Apos	TPos																																																																																				
Freq	Level	Line	(dB)	Level	Factor	Loss	Factor	Remark																																																																																				
MHz	dBuV/m	dBuV/m	dB	dBuV	dB/m	dB	dB	cm																																																																																				
1	7154.73	52.35	88.20	-35.85	38.86	36.94	10.19	33.64	200	360	PEAK																																																																																	
2	7293.79	52.52	74.00	-21.48	39.04	36.88	10.18	33.58	200	360	PEAK																																																																																	
Limit	Margin	Read	Ant	Cable	Preamp	Apos	TPos																																																																																					
Freq	Level	Line	(dB)	Level	Factor	Loss	Factor	Remark																																																																																				
MHz	dBuV/m	dBuV/m	dB	dBuV	dB/m	dB	dB	cm																																																																																				
1	7025.00	94.48	-----	-----	80.97	36.98	10.21	33.68	200	360	PEAK																																																																																	
Avg	 <p style="text-align: right;">Date: 2024-08-23</p> <table border="1"> <thead> <tr> <th>Limit</th> <th>Margin</th> <th>Read</th> <th>Ant</th> <th>Cable</th> <th>Preamp</th> <th>Apos</th> <th>TPos</th> <th></th> </tr> <tr> <th>Freq</th> <th>Level</th> <th>Line</th> <th>(dB)</th> <th>Level</th> <th>Factor</th> <th>Loss</th> <th>Factor</th> <th>Remark</th> </tr> <tr> <th>MHz</th> <th>dBuV/m</th> <th>dBuV/m</th> <th>dB</th> <th>dBuV</th> <th>dB/m</th> <th>dB</th> <th>dB</th> <th>cm</th> </tr> </thead> <tbody> <tr> <td>1</td> <td>7235.39</td> <td>43.83</td> <td>68.20</td> <td>-24.37</td> <td>30.35</td> <td>36.91</td> <td>10.18</td> <td>33.61</td> <td>200</td> <td>360</td> <td>AVERAGE</td> </tr> <tr> <td>2</td> <td>7275.18</td> <td>43.72</td> <td>54.00</td> <td>-10.28</td> <td>30.24</td> <td>36.89</td> <td>10.18</td> <td>33.59</td> <td>200</td> <td>360</td> <td>AVERAGE</td> </tr> </tbody> </table>	Limit	Margin	Read	Ant	Cable	Preamp	Apos	TPos		Freq	Level	Line	(dB)	Level	Factor	Loss	Factor	Remark	MHz	dBuV/m	dBuV/m	dB	dBuV	dB/m	dB	dB	cm	1	7235.39	43.83	68.20	-24.37	30.35	36.91	10.18	33.61	200	360	AVERAGE	2	7275.18	43.72	54.00	-10.28	30.24	36.89	10.18	33.59	200	360	AVERAGE	 <p style="text-align: right;">Date: 2024-08-23</p> <table border="1"> <thead> <tr> <th>Limit</th> <th>Margin</th> <th>Read</th> <th>Ant</th> <th>Cable</th> <th>Preamp</th> <th>Apos</th> <th>TPos</th> <th></th> </tr> <tr> <th>Freq</th> <th>Level</th> <th>Line</th> <th>(dB)</th> <th>Level</th> <th>Factor</th> <th>Loss</th> <th>Factor</th> <th>Remark</th> </tr> <tr> <th>MHz</th> <th>dBuV/m</th> <th>dBuV/m</th> <th>dB</th> <th>dBuV</th> <th>dB/m</th> <th>dB</th> <th>dB</th> <th>cm</th> </tr> </thead> <tbody> <tr> <td>1</td> <td>7025.00</td> <td>85.62</td> <td>-----</td> <td>-----</td> <td>72.11</td> <td>36.98</td> <td>10.21</td> <td>33.68</td> <td>200</td> <td>360</td> <td>AVERAGE</td> </tr> </tbody> </table>	Limit	Margin	Read	Ant	Cable	Preamp	Apos	TPos		Freq	Level	Line	(dB)	Level	Factor	Loss	Factor	Remark	MHz	dBuV/m	dBuV/m	dB	dBuV	dB/m	dB	dB	cm	1	7025.00	85.62	-----	-----	72.11	36.98	10.21	33.68	200	360	AVERAGE
Limit	Margin	Read	Ant	Cable	Preamp	Apos	TPos																																																																																					
Freq	Level	Line	(dB)	Level	Factor	Loss	Factor	Remark																																																																																				
MHz	dBuV/m	dBuV/m	dB	dBuV	dB/m	dB	dB	cm																																																																																				
1	7235.39	43.83	68.20	-24.37	30.35	36.91	10.18	33.61	200	360	AVERAGE																																																																																	
2	7275.18	43.72	54.00	-10.28	30.24	36.89	10.18	33.59	200	360	AVERAGE																																																																																	
Limit	Margin	Read	Ant	Cable	Preamp	Apos	TPos																																																																																					
Freq	Level	Line	(dB)	Level	Factor	Loss	Factor	Remark																																																																																				
MHz	dBuV/m	dBuV/m	dB	dBuV	dB/m	dB	dB	cm																																																																																				
1	7025.00	85.62	-----	-----	72.11	36.98	10.21	33.68	200	360	AVERAGE																																																																																	

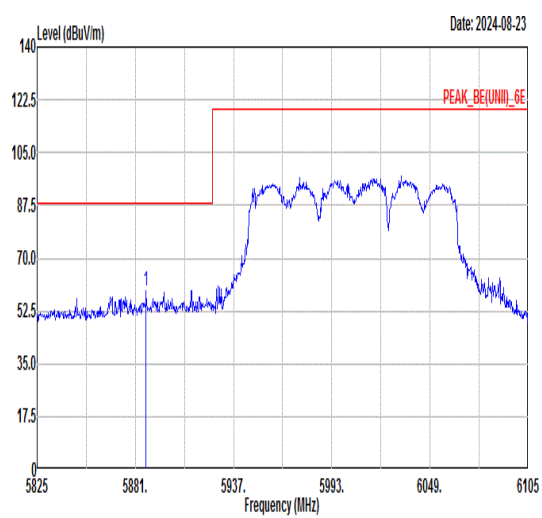
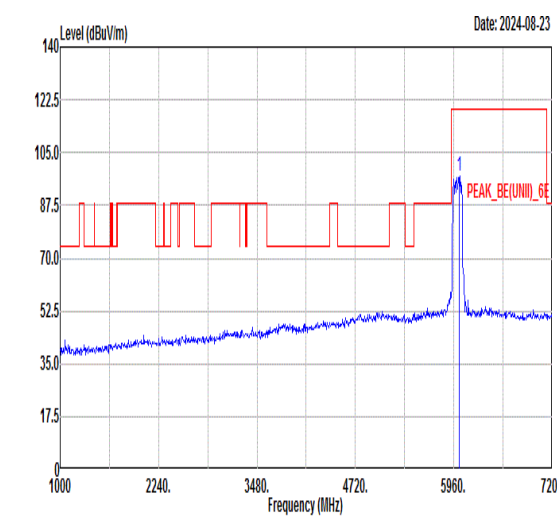
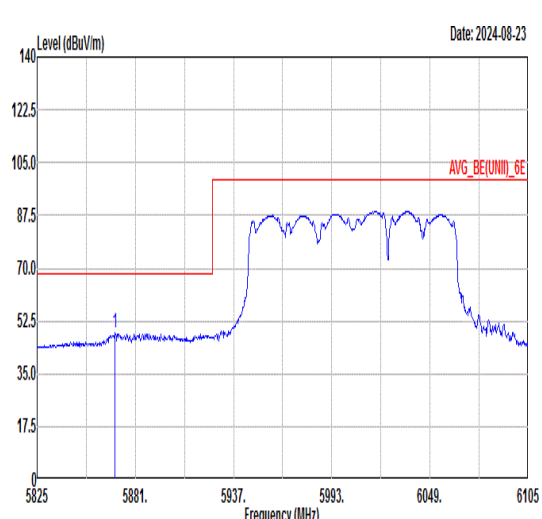
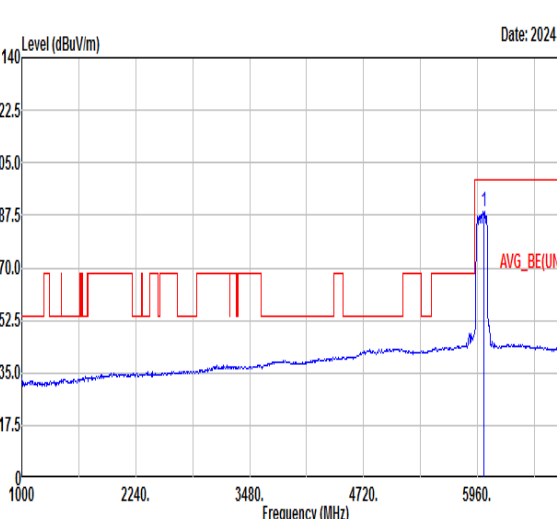


		79																																																																																												
Mode	Band Edge																																																																																													
	U-NII-8_6.875-7.125_802.11be EHT80_CH215_Puncturing 20M_7025MHz																																																																																													
ANT	CDD 0+1																																																																																													
Pol.	Vertical	Fundamental																																																																																												
Peak	<p>Date: 2024-08-23</p> <table border="1"> <thead> <tr> <th>Limit</th> <th>Margin</th> <th>Read</th> <th>Ant</th> <th>Cable</th> <th>Preamp</th> <th>APos</th> <th>TPos</th> <th></th> </tr> <tr> <th>Freq</th> <th>Level</th> <th>Line</th> <th>(dB)</th> <th>Level</th> <th>Factor</th> <th>Loss Factor</th> <th></th> <th>Remark</th> </tr> <tr> <th>MHz</th> <th>dBuV/m</th> <th>dBuV/m</th> <th>dB</th> <th>dBuV</th> <th>dB/m</th> <th>dB</th> <th>dB</th> <th>cm</th> <th>deg</th> </tr> </thead> <tbody> <tr> <td>1</td> <td>7229.55</td> <td>52.08</td> <td>88.20</td> <td>-36.12</td> <td>38.60</td> <td>36.91</td> <td>10.18</td> <td>33.61</td> <td>400</td> <td>28</td> <td>PEAK</td> </tr> <tr> <td>2</td> <td>7286.49</td> <td>52.42</td> <td>74.00</td> <td>-21.58</td> <td>38.94</td> <td>36.89</td> <td>10.18</td> <td>33.59</td> <td>400</td> <td>28</td> <td>PEAK</td> </tr> </tbody> </table>	Limit	Margin	Read	Ant	Cable	Preamp	APos	TPos		Freq	Level	Line	(dB)	Level	Factor	Loss Factor		Remark	MHz	dBuV/m	dBuV/m	dB	dBuV	dB/m	dB	dB	cm	deg	1	7229.55	52.08	88.20	-36.12	38.60	36.91	10.18	33.61	400	28	PEAK	2	7286.49	52.42	74.00	-21.58	38.94	36.89	10.18	33.59	400	28	PEAK	<p>Date: 2024-08-23</p> <table border="1"> <thead> <tr> <th>Limit</th> <th>Margin</th> <th>Read</th> <th>Ant</th> <th>Cable</th> <th>Preamp</th> <th>APos</th> <th>TPos</th> <th></th> </tr> <tr> <th>Freq</th> <th>Level</th> <th>Line</th> <th>(dB)</th> <th>Level</th> <th>Factor</th> <th>Loss Factor</th> <th></th> <th>Remark</th> </tr> <tr> <th>MHz</th> <th>dBuV/m</th> <th>dBuV/m</th> <th>dB</th> <th>dBuV</th> <th>dB/m</th> <th>dB</th> <th>dB</th> <th>cm</th> <th>deg</th> </tr> </thead> <tbody> <tr> <td>1</td> <td>7025.00</td> <td>93.89</td> <td>-----</td> <td>-----</td> <td>80.38</td> <td>36.98</td> <td>10.21</td> <td>33.68</td> <td>400</td> <td>28</td> <td>PEAK</td> </tr> </tbody> </table>	Limit	Margin	Read	Ant	Cable	Preamp	APos	TPos		Freq	Level	Line	(dB)	Level	Factor	Loss Factor		Remark	MHz	dBuV/m	dBuV/m	dB	dBuV	dB/m	dB	dB	cm	deg	1	7025.00	93.89	-----	-----	80.38	36.98	10.21	33.68	400	28	PEAK
	Limit	Margin	Read	Ant	Cable	Preamp	APos	TPos																																																																																						
Freq	Level	Line	(dB)	Level	Factor	Loss Factor		Remark																																																																																						
MHz	dBuV/m	dBuV/m	dB	dBuV	dB/m	dB	dB	cm	deg																																																																																					
1	7229.55	52.08	88.20	-36.12	38.60	36.91	10.18	33.61	400	28	PEAK																																																																																			
2	7286.49	52.42	74.00	-21.58	38.94	36.89	10.18	33.59	400	28	PEAK																																																																																			
Limit	Margin	Read	Ant	Cable	Preamp	APos	TPos																																																																																							
Freq	Level	Line	(dB)	Level	Factor	Loss Factor		Remark																																																																																						
MHz	dBuV/m	dBuV/m	dB	dBuV	dB/m	dB	dB	cm	deg																																																																																					
1	7025.00	93.89	-----	-----	80.38	36.98	10.21	33.68	400	28	PEAK																																																																																			
Avg	<p>Date: 2024-08-23</p> <table border="1"> <thead> <tr> <th>Limit</th> <th>Margin</th> <th>Read</th> <th>Ant</th> <th>Cable</th> <th>Preamp</th> <th>APos</th> <th>TPos</th> <th></th> </tr> <tr> <th>Freq</th> <th>Level</th> <th>Line</th> <th>(dB)</th> <th>Level</th> <th>Factor</th> <th>Loss Factor</th> <th></th> <th>Remark</th> </tr> <tr> <th>MHz</th> <th>dBuV/m</th> <th>dBuV/m</th> <th>dB</th> <th>dBuV</th> <th>dB/m</th> <th>dB</th> <th>dB</th> <th>cm</th> <th>deg</th> </tr> </thead> <tbody> <tr> <td>1</td> <td>7236.85</td> <td>44.09</td> <td>68.20</td> <td>-24.11</td> <td>30.61</td> <td>36.91</td> <td>10.18</td> <td>33.61</td> <td>400</td> <td>28</td> <td>AVERAGE</td> </tr> <tr> <td>2</td> <td>7276.27</td> <td>43.97</td> <td>54.00</td> <td>-10.03</td> <td>30.49</td> <td>36.89</td> <td>10.18</td> <td>33.59</td> <td>400</td> <td>28</td> <td>AVERAGE</td> </tr> </tbody> </table>	Limit	Margin	Read	Ant	Cable	Preamp	APos	TPos		Freq	Level	Line	(dB)	Level	Factor	Loss Factor		Remark	MHz	dBuV/m	dBuV/m	dB	dBuV	dB/m	dB	dB	cm	deg	1	7236.85	44.09	68.20	-24.11	30.61	36.91	10.18	33.61	400	28	AVERAGE	2	7276.27	43.97	54.00	-10.03	30.49	36.89	10.18	33.59	400	28	AVERAGE	<p>Date: 2024-08-23</p> <table border="1"> <thead> <tr> <th>Limit</th> <th>Margin</th> <th>Read</th> <th>Ant</th> <th>Cable</th> <th>Preamp</th> <th>APos</th> <th>TPos</th> <th></th> </tr> <tr> <th>Freq</th> <th>Level</th> <th>Line</th> <th>(dB)</th> <th>Level</th> <th>Factor</th> <th>Loss Factor</th> <th></th> <th>Remark</th> </tr> <tr> <th>MHz</th> <th>dBuV/m</th> <th>dBuV/m</th> <th>dB</th> <th>dBuV</th> <th>dB/m</th> <th>dB</th> <th>dB</th> <th>cm</th> <th>deg</th> </tr> </thead> <tbody> <tr> <td>1</td> <td>7025.00</td> <td>85.89</td> <td>-----</td> <td>-----</td> <td>72.38</td> <td>36.98</td> <td>10.21</td> <td>33.68</td> <td>400</td> <td>28</td> <td>AVERAGE</td> </tr> </tbody> </table>	Limit	Margin	Read	Ant	Cable	Preamp	APos	TPos		Freq	Level	Line	(dB)	Level	Factor	Loss Factor		Remark	MHz	dBuV/m	dBuV/m	dB	dBuV	dB/m	dB	dB	cm	deg	1	7025.00	85.89	-----	-----	72.38	36.98	10.21	33.68	400	28	AVERAGE
	Limit	Margin	Read	Ant	Cable	Preamp	APos	TPos																																																																																						
Freq	Level	Line	(dB)	Level	Factor	Loss Factor		Remark																																																																																						
MHz	dBuV/m	dBuV/m	dB	dBuV	dB/m	dB	dB	cm	deg																																																																																					
1	7236.85	44.09	68.20	-24.11	30.61	36.91	10.18	33.61	400	28	AVERAGE																																																																																			
2	7276.27	43.97	54.00	-10.03	30.49	36.89	10.18	33.59	400	28	AVERAGE																																																																																			
Limit	Margin	Read	Ant	Cable	Preamp	APos	TPos																																																																																							
Freq	Level	Line	(dB)	Level	Factor	Loss Factor		Remark																																																																																						
MHz	dBuV/m	dBuV/m	dB	dBuV	dB/m	dB	dB	cm	deg																																																																																					
1	7025.00	85.89	-----	-----	72.38	36.98	10.21	33.68	400	28	AVERAGE																																																																																			



Mode	80																																																																													
	Band Edge																																																																													
	U-NII-5_6.525-6.875_802.11be EHT160_CH15_Puncturing 40M_6025MHz																																																																													
ANT	CDD 0+1																																																																													
Pol.	Horizontal	Fundamental																																																																												
Peak	<p style="text-align: right;">Date: 2024-08-23</p> <table border="1"> <thead> <tr> <th>Limit</th> <th>Margin</th> <th>Read</th> <th>Ant</th> <th>Cable</th> <th>Preamp</th> <th>APos</th> <th>TPos</th> <th>Remark</th> </tr> <tr> <th>Freq</th> <th>Level</th> <th>Line</th> <th>(dB)</th> <th>Level</th> <th>Factor</th> <th>Loss</th> <th>Factor</th> <th></th> </tr> <tr> <th>MHz</th> <th>dBuV/m</th> <th>dBuV/m</th> <th>dB</th> <th>dB/m</th> <th>dB</th> <th>dB</th> <th>cm</th> <th>deg</th> </tr> </thead> <tbody> <tr> <td>1</td> <td>5924.40</td> <td>57.22</td> <td>88.20</td> <td>-30.98</td> <td>43.06</td> <td>36.49</td> <td>10.44</td> <td>32.77</td> <td>289</td> <td>54 PEAK</td> </tr> </tbody> </table>	Limit	Margin	Read	Ant	Cable	Preamp	APos	TPos	Remark	Freq	Level	Line	(dB)	Level	Factor	Loss	Factor		MHz	dBuV/m	dBuV/m	dB	dB/m	dB	dB	cm	deg	1	5924.40	57.22	88.20	-30.98	43.06	36.49	10.44	32.77	289	54 PEAK	<p style="text-align: right;">Date: 2024-08-23</p> <table border="1"> <thead> <tr> <th>Limit</th> <th>Margin</th> <th>Read</th> <th>Ant</th> <th>Cable</th> <th>Preamp</th> <th>APos</th> <th>TPos</th> <th>Remark</th> </tr> <tr> <th>Freq</th> <th>Level</th> <th>Line</th> <th>(dB)</th> <th>Level</th> <th>Factor</th> <th>Loss</th> <th>Factor</th> <th></th> </tr> <tr> <th>MHz</th> <th>dBuV/m</th> <th>dBuV/m</th> <th>dB</th> <th>dB/m</th> <th>dB</th> <th>dB</th> <th>cm</th> <th>deg</th> </tr> </thead> <tbody> <tr> <td>1</td> <td>6025.00</td> <td>96.26</td> <td>-----</td> <td>-----</td> <td>81.93</td> <td>36.57</td> <td>10.55</td> <td>32.79</td> <td>289</td> <td>54 PEAK</td> </tr> </tbody> </table>	Limit	Margin	Read	Ant	Cable	Preamp	APos	TPos	Remark	Freq	Level	Line	(dB)	Level	Factor	Loss	Factor		MHz	dBuV/m	dBuV/m	dB	dB/m	dB	dB	cm	deg	1	6025.00	96.26	-----	-----	81.93	36.57	10.55	32.79	289	54 PEAK
	Limit	Margin	Read	Ant	Cable	Preamp	APos	TPos	Remark																																																																					
Freq	Level	Line	(dB)	Level	Factor	Loss	Factor																																																																							
MHz	dBuV/m	dBuV/m	dB	dB/m	dB	dB	cm	deg																																																																						
1	5924.40	57.22	88.20	-30.98	43.06	36.49	10.44	32.77	289	54 PEAK																																																																				
Limit	Margin	Read	Ant	Cable	Preamp	APos	TPos	Remark																																																																						
Freq	Level	Line	(dB)	Level	Factor	Loss	Factor																																																																							
MHz	dBuV/m	dBuV/m	dB	dB/m	dB	dB	cm	deg																																																																						
1	6025.00	96.26	-----	-----	81.93	36.57	10.55	32.79	289	54 PEAK																																																																				
Avg	<p style="text-align: right;">Date: 2024-08-23</p> <table border="1"> <thead> <tr> <th>Limit</th> <th>Margin</th> <th>Read</th> <th>Ant</th> <th>Cable</th> <th>Preamp</th> <th>APos</th> <th>TPos</th> <th>Remark</th> </tr> <tr> <th>Freq</th> <th>Level</th> <th>Line</th> <th>(dB)</th> <th>Level</th> <th>Factor</th> <th>Loss</th> <th>Factor</th> <th></th> </tr> <tr> <th>MHz</th> <th>dBuV/m</th> <th>dBuV/m</th> <th>dB</th> <th>dB/m</th> <th>dB</th> <th>dB</th> <th>cm</th> <th>deg</th> </tr> </thead> <tbody> <tr> <td>1</td> <td>5917.96</td> <td>45.16</td> <td>68.20</td> <td>-23.04</td> <td>31.02</td> <td>36.49</td> <td>10.42</td> <td>32.77</td> <td>289</td> <td>54 AVERAGE</td> </tr> </tbody> </table>	Limit	Margin	Read	Ant	Cable	Preamp	APos	TPos	Remark	Freq	Level	Line	(dB)	Level	Factor	Loss	Factor		MHz	dBuV/m	dBuV/m	dB	dB/m	dB	dB	cm	deg	1	5917.96	45.16	68.20	-23.04	31.02	36.49	10.42	32.77	289	54 AVERAGE	<p style="text-align: right;">Date: 2024-08-23</p> <table border="1"> <thead> <tr> <th>Limit</th> <th>Margin</th> <th>Read</th> <th>Ant</th> <th>Cable</th> <th>Preamp</th> <th>APos</th> <th>TPos</th> <th>Remark</th> </tr> <tr> <th>Freq</th> <th>Level</th> <th>Line</th> <th>(dB)</th> <th>Level</th> <th>Factor</th> <th>Loss</th> <th>Factor</th> <th></th> </tr> <tr> <th>MHz</th> <th>dBuV/m</th> <th>dBuV/m</th> <th>dB</th> <th>dB/m</th> <th>dB</th> <th>dB</th> <th>cm</th> <th>deg</th> </tr> </thead> <tbody> <tr> <td>1</td> <td>6025.00</td> <td>87.66</td> <td>-----</td> <td>-----</td> <td>73.33</td> <td>36.57</td> <td>10.55</td> <td>32.79</td> <td>289</td> <td>54 AVERAGE</td> </tr> </tbody> </table>	Limit	Margin	Read	Ant	Cable	Preamp	APos	TPos	Remark	Freq	Level	Line	(dB)	Level	Factor	Loss	Factor		MHz	dBuV/m	dBuV/m	dB	dB/m	dB	dB	cm	deg	1	6025.00	87.66	-----	-----	73.33	36.57	10.55	32.79	289	54 AVERAGE
Limit	Margin	Read	Ant	Cable	Preamp	APos	TPos	Remark																																																																						
Freq	Level	Line	(dB)	Level	Factor	Loss	Factor																																																																							
MHz	dBuV/m	dBuV/m	dB	dB/m	dB	dB	cm	deg																																																																						
1	5917.96	45.16	68.20	-23.04	31.02	36.49	10.42	32.77	289	54 AVERAGE																																																																				
Limit	Margin	Read	Ant	Cable	Preamp	APos	TPos	Remark																																																																						
Freq	Level	Line	(dB)	Level	Factor	Loss	Factor																																																																							
MHz	dBuV/m	dBuV/m	dB	dB/m	dB	dB	cm	deg																																																																						
1	6025.00	87.66	-----	-----	73.33	36.57	10.55	32.79	289	54 AVERAGE																																																																				

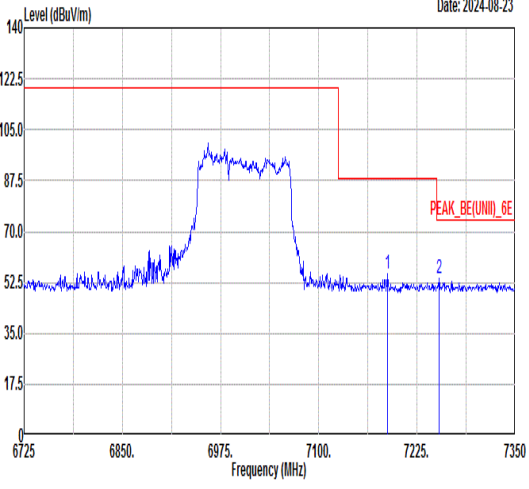
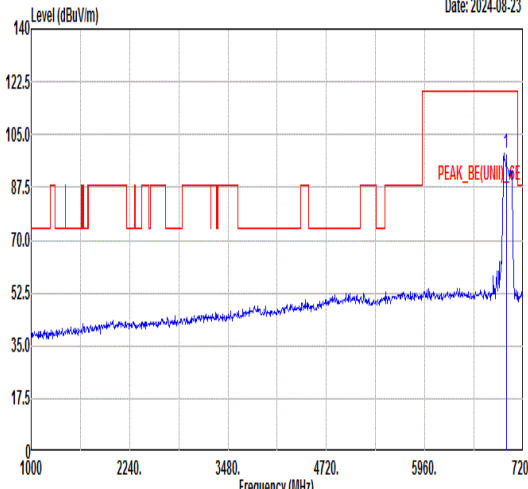
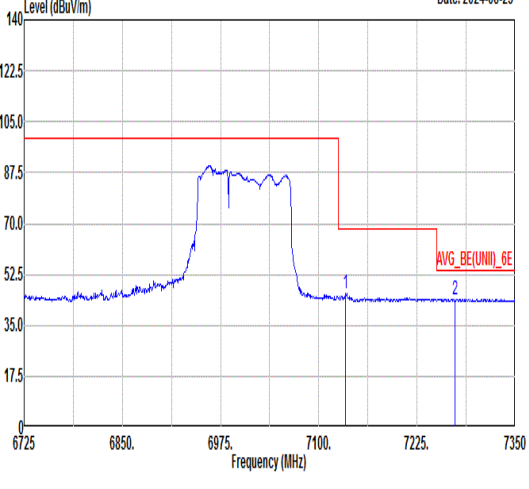
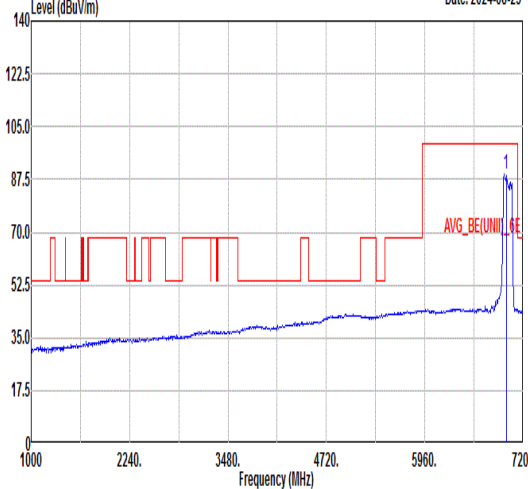


80																																					
Band Edge																																					
U-NII-5_6.525-6.875_802.11be EHT160_CH15_Puncturing 40M_6025MHz																																					
ANT CDD 0+1																																					
Pol.	Vertical																																				
Peak	 <p>Level (dBuV/m) vs Frequency (MHz) plot for Vertical polarization. The plot shows a signal level around 87.5 dBuV/m between 5881 MHz and 6049 MHz. A red line indicates the limit at 122.5 dBuV/m. A peak is marked at 5887.16 MHz with a level of 59.34 dBuV/m.</p> <table border="1"> <thead> <tr> <th>Limit</th> <th>Margin</th> <th>Read</th> <th>Ant</th> <th>Cable</th> <th>Preamp</th> <th>APos</th> <th>TPos</th> <th>Remark</th> </tr> <tr> <th>Freq</th> <th>Level</th> <th>Line</th> <th>Level</th> <th>Factor</th> <th>Loss Factor</th> <th></th> <th></th> <th></th> </tr> <tr> <th>MHz</th> <th>dBuV/m</th> <th>dBuV/m</th> <th>dBuV</th> <th>dB/m</th> <th>dB</th> <th>dB</th> <th>cm</th> <th>deg</th> </tr> </thead> <tbody> <tr> <td>1 5887.16</td> <td>59.34</td> <td>88.20</td> <td>-28.86</td> <td>45.29</td> <td>36.44</td> <td>10.36</td> <td>32.75</td> <td>301 152 PEAK</td> </tr> </tbody> </table>	Limit	Margin	Read	Ant	Cable	Preamp	APos	TPos	Remark	Freq	Level	Line	Level	Factor	Loss Factor				MHz	dBuV/m	dBuV/m	dBuV	dB/m	dB	dB	cm	deg	1 5887.16	59.34	88.20	-28.86	45.29	36.44	10.36	32.75	301 152 PEAK
	Limit	Margin	Read	Ant	Cable	Preamp	APos	TPos	Remark																												
Freq	Level	Line	Level	Factor	Loss Factor																																
MHz	dBuV/m	dBuV/m	dBuV	dB/m	dB	dB	cm	deg																													
1 5887.16	59.34	88.20	-28.86	45.29	36.44	10.36	32.75	301 152 PEAK																													
 <p>Level (dBuV/m) vs Frequency (MHz) plot for Fundamental polarization. The plot shows a signal level around 87.5 dBuV/m between 5881 MHz and 6049 MHz. A red line indicates the limit at 122.5 dBuV/m. A peak is marked at 6025.00 MHz with a level of 97.39 dBuV/m.</p> <table border="1"> <thead> <tr> <th>Limit</th> <th>Margin</th> <th>Read</th> <th>Ant</th> <th>Cable</th> <th>Preamp</th> <th>APos</th> <th>TPos</th> <th>Remark</th> </tr> <tr> <th>Freq</th> <th>Level</th> <th>Line</th> <th>Level</th> <th>Factor</th> <th>Loss Factor</th> <th></th> <th></th> <th></th> </tr> <tr> <th>MHz</th> <th>dBuV/m</th> <th>dBuV/m</th> <th>dBuV</th> <th>dB/m</th> <th>dB</th> <th>dB</th> <th>cm</th> <th>deg</th> </tr> </thead> <tbody> <tr> <td>1 6025.00</td> <td>97.39</td> <td>-----</td> <td>-----</td> <td>83.01</td> <td>36.61</td> <td>10.60</td> <td>32.83</td> <td>301 152 PEAK</td> </tr> </tbody> </table>	Limit	Margin	Read	Ant	Cable	Preamp	APos	TPos	Remark	Freq	Level	Line	Level	Factor	Loss Factor				MHz	dBuV/m	dBuV/m	dBuV	dB/m	dB	dB	cm	deg	1 6025.00	97.39	-----	-----	83.01	36.61	10.60	32.83	301 152 PEAK	
Limit	Margin	Read	Ant	Cable	Preamp	APos	TPos	Remark																													
Freq	Level	Line	Level	Factor	Loss Factor																																
MHz	dBuV/m	dBuV/m	dBuV	dB/m	dB	dB	cm	deg																													
1 6025.00	97.39	-----	-----	83.01	36.61	10.60	32.83	301 152 PEAK																													
Avg	 <p>Level (dBuV/m) vs Frequency (MHz) plot for Vertical polarization. The plot shows an average signal level around 87.5 dBuV/m between 5881 MHz and 6049 MHz. A red line indicates the limit at 122.5 dBuV/m. An average point is marked at 5869.52 MHz with a level of 48.52 dBuV/m.</p> <table border="1"> <thead> <tr> <th>Limit</th> <th>Margin</th> <th>Read</th> <th>Ant</th> <th>Cable</th> <th>Preamp</th> <th>APos</th> <th>TPos</th> <th>Remark</th> </tr> <tr> <th>Freq</th> <th>Level</th> <th>Line</th> <th>Level</th> <th>Factor</th> <th>Loss Factor</th> <th></th> <th></th> <th></th> </tr> <tr> <th>MHz</th> <th>dBuV/m</th> <th>dBuV/m</th> <th>dBuV</th> <th>dB/m</th> <th>dB</th> <th>dB</th> <th>cm</th> <th>deg</th> </tr> </thead> <tbody> <tr> <td>1 5869.52</td> <td>48.52</td> <td>68.20</td> <td>-19.68</td> <td>34.53</td> <td>36.42</td> <td>10.32</td> <td>32.75</td> <td>301 152 AVERAGE</td> </tr> </tbody> </table>	Limit	Margin	Read	Ant	Cable	Preamp	APos	TPos	Remark	Freq	Level	Line	Level	Factor	Loss Factor				MHz	dBuV/m	dBuV/m	dBuV	dB/m	dB	dB	cm	deg	1 5869.52	48.52	68.20	-19.68	34.53	36.42	10.32	32.75	301 152 AVERAGE
	Limit	Margin	Read	Ant	Cable	Preamp	APos	TPos	Remark																												
Freq	Level	Line	Level	Factor	Loss Factor																																
MHz	dBuV/m	dBuV/m	dBuV	dB/m	dB	dB	cm	deg																													
1 5869.52	48.52	68.20	-19.68	34.53	36.42	10.32	32.75	301 152 AVERAGE																													
 <p>Level (dBuV/m) vs Frequency (MHz) plot for Fundamental polarization. The plot shows an average signal level around 87.5 dBuV/m between 5881 MHz and 6049 MHz. A red line indicates the limit at 122.5 dBuV/m. An average point is marked at 6025.00 MHz with a level of 88.55 dBuV/m.</p> <table border="1"> <thead> <tr> <th>Limit</th> <th>Margin</th> <th>Read</th> <th>Ant</th> <th>Cable</th> <th>Preamp</th> <th>APos</th> <th>TPos</th> <th>Remark</th> </tr> <tr> <th>Freq</th> <th>Level</th> <th>Line</th> <th>Margin</th> <th>Level</th> <th>Factor</th> <th>Loss Factor</th> <th></th> <th></th> </tr> <tr> <th>MHz</th> <th>dBuV/m</th> <th>dBuV/m</th> <th>dB</th> <th>dBuV</th> <th>dB/m</th> <th>dB</th> <th>dB</th> <th>cm</th> </tr> </thead> <tbody> <tr> <td>1 6025.00</td> <td>88.55</td> <td>-----</td> <td>-----</td> <td>74.16</td> <td>36.61</td> <td>10.59</td> <td>32.81</td> <td>301 152 AVERAGE</td> </tr> </tbody> </table>	Limit	Margin	Read	Ant	Cable	Preamp	APos	TPos	Remark	Freq	Level	Line	Margin	Level	Factor	Loss Factor			MHz	dBuV/m	dBuV/m	dB	dBuV	dB/m	dB	dB	cm	1 6025.00	88.55	-----	-----	74.16	36.61	10.59	32.81	301 152 AVERAGE	
Limit	Margin	Read	Ant	Cable	Preamp	APos	TPos	Remark																													
Freq	Level	Line	Margin	Level	Factor	Loss Factor																															
MHz	dBuV/m	dBuV/m	dB	dBuV	dB/m	dB	dB	cm																													
1 6025.00	88.55	-----	-----	74.16	36.61	10.59	32.81	301 152 AVERAGE																													



		81																																																																																									
Mode	Band Edge																																																																																										
	U-NII-8_6.875-7.125_802.11be EHT160_CH207_Puncturing 40M_6985MHz																																																																																										
ANT	CDD 0+1																																																																																										
Pol.	Horizontal	Fundamental																																																																																									
Peak	<table border="1"> <thead> <tr> <th>Limit</th> <th>Margin</th> <th>Read</th> <th>Ant</th> <th>Cable</th> <th>Preamp</th> <th>APos</th> <th>TPos</th> <th></th> </tr> <tr> <th>Freq</th> <th>Level</th> <th>Line</th> <th>(dB)</th> <th>Level</th> <th>Factor</th> <th>Loss Factor</th> <th></th> <th>Remark</th> </tr> <tr> <th>MHz</th> <th>dBuV/m</th> <th>dBuV/m</th> <th>dB</th> <th>dBuV</th> <th>dB/m</th> <th>dB</th> <th>dB</th> <th>cm</th> <th>deg</th> </tr> </thead> <tbody> <tr> <td>1</td> <td>7129.38</td> <td>54.51</td> <td>88.20</td> <td>-33.69</td> <td>41.02</td> <td>36.95</td> <td>10.19</td> <td>33.65</td> <td>292</td> <td>29 PEAK</td> </tr> <tr> <td>2</td> <td>7285.00</td> <td>53.40</td> <td>74.00</td> <td>-20.60</td> <td>39.92</td> <td>36.89</td> <td>10.18</td> <td>33.59</td> <td>292</td> <td>29 PEAK</td> </tr> </tbody> </table>	Limit	Margin	Read	Ant	Cable	Preamp	APos	TPos		Freq	Level	Line	(dB)	Level	Factor	Loss Factor		Remark	MHz	dBuV/m	dBuV/m	dB	dBuV	dB/m	dB	dB	cm	deg	1	7129.38	54.51	88.20	-33.69	41.02	36.95	10.19	33.65	292	29 PEAK	2	7285.00	53.40	74.00	-20.60	39.92	36.89	10.18	33.59	292	29 PEAK	<table border="1"> <thead> <tr> <th>Limit</th> <th>Margin</th> <th>Read</th> <th>Ant</th> <th>Cable</th> <th>Preamp</th> <th>APos</th> <th>TPos</th> <th></th> </tr> <tr> <th>Freq</th> <th>Level</th> <th>Line</th> <th>(dB)</th> <th>Level</th> <th>Factor</th> <th>Loss Factor</th> <th></th> <th>Remark</th> </tr> <tr> <th>MHz</th> <th>dBuV/m</th> <th>dBuV/m</th> <th>dB</th> <th>dBuV</th> <th>dB/m</th> <th>dB</th> <th>dB</th> <th>cm</th> <th>deg</th> </tr> </thead> <tbody> <tr> <td>1</td> <td>6985.00</td> <td>97.41</td> <td>-----</td> <td>-----</td> <td>83.85</td> <td>36.99</td> <td>10.23</td> <td>33.66</td> <td>292</td> <td>29 PEAK</td> </tr> </tbody> </table>	Limit	Margin	Read	Ant	Cable	Preamp	APos	TPos		Freq	Level	Line	(dB)	Level	Factor	Loss Factor		Remark	MHz	dBuV/m	dBuV/m	dB	dBuV	dB/m	dB	dB	cm	deg	1	6985.00	97.41	-----	-----	83.85	36.99	10.23	33.66	292	29 PEAK
	Limit	Margin	Read	Ant	Cable	Preamp	APos	TPos																																																																																			
Freq	Level	Line	(dB)	Level	Factor	Loss Factor		Remark																																																																																			
MHz	dBuV/m	dBuV/m	dB	dBuV	dB/m	dB	dB	cm	deg																																																																																		
1	7129.38	54.51	88.20	-33.69	41.02	36.95	10.19	33.65	292	29 PEAK																																																																																	
2	7285.00	53.40	74.00	-20.60	39.92	36.89	10.18	33.59	292	29 PEAK																																																																																	
Limit	Margin	Read	Ant	Cable	Preamp	APos	TPos																																																																																				
Freq	Level	Line	(dB)	Level	Factor	Loss Factor		Remark																																																																																			
MHz	dBuV/m	dBuV/m	dB	dBuV	dB/m	dB	dB	cm	deg																																																																																		
1	6985.00	97.41	-----	-----	83.85	36.99	10.23	33.66	292	29 PEAK																																																																																	
Avg	<table border="1"> <thead> <tr> <th>Limit</th> <th>Margin</th> <th>Read</th> <th>Ant</th> <th>Cable</th> <th>Preamp</th> <th>APos</th> <th>TPos</th> <th></th> </tr> <tr> <th>Freq</th> <th>Level</th> <th>Line</th> <th>(dB)</th> <th>Level</th> <th>Factor</th> <th>Loss Factor</th> <th></th> <th>Remark</th> </tr> <tr> <th>MHz</th> <th>dBuV/m</th> <th>dBuV/m</th> <th>dB</th> <th>dBuV</th> <th>dB/m</th> <th>dB</th> <th>dB</th> <th>cm</th> <th>deg</th> </tr> </thead> <tbody> <tr> <td>1</td> <td>7130.00</td> <td>46.14</td> <td>68.20</td> <td>-22.06</td> <td>32.65</td> <td>36.95</td> <td>10.19</td> <td>33.65</td> <td>292</td> <td>29 AVERAGE</td> </tr> <tr> <td>2</td> <td>7281.25</td> <td>44.42</td> <td>54.00</td> <td>-9.58</td> <td>30.94</td> <td>36.89</td> <td>10.18</td> <td>33.59</td> <td>292</td> <td>29 AVERAGE</td> </tr> </tbody> </table>	Limit	Margin	Read	Ant	Cable	Preamp	APos	TPos		Freq	Level	Line	(dB)	Level	Factor	Loss Factor		Remark	MHz	dBuV/m	dBuV/m	dB	dBuV	dB/m	dB	dB	cm	deg	1	7130.00	46.14	68.20	-22.06	32.65	36.95	10.19	33.65	292	29 AVERAGE	2	7281.25	44.42	54.00	-9.58	30.94	36.89	10.18	33.59	292	29 AVERAGE	<table border="1"> <thead> <tr> <th>Limit</th> <th>Margin</th> <th>Read</th> <th>Ant</th> <th>Cable</th> <th>Preamp</th> <th>APos</th> <th>TPos</th> <th></th> </tr> <tr> <th>Freq</th> <th>Level</th> <th>Line</th> <th>(dB)</th> <th>Level</th> <th>Factor</th> <th>Loss Factor</th> <th></th> <th>Remark</th> </tr> <tr> <th>MHz</th> <th>dBuV/m</th> <th>dBuV/m</th> <th>dB</th> <th>dBuV</th> <th>dB/m</th> <th>dB</th> <th>dB</th> <th>cm</th> <th>deg</th> </tr> </thead> <tbody> <tr> <td>1</td> <td>6985.00</td> <td>88.91</td> <td>-----</td> <td>-----</td> <td>75.36</td> <td>36.98</td> <td>10.23</td> <td>33.66</td> <td>292</td> <td>29 AVERAGE</td> </tr> </tbody> </table>	Limit	Margin	Read	Ant	Cable	Preamp	APos	TPos		Freq	Level	Line	(dB)	Level	Factor	Loss Factor		Remark	MHz	dBuV/m	dBuV/m	dB	dBuV	dB/m	dB	dB	cm	deg	1	6985.00	88.91	-----	-----	75.36	36.98	10.23	33.66	292	29 AVERAGE
Limit	Margin	Read	Ant	Cable	Preamp	APos	TPos																																																																																				
Freq	Level	Line	(dB)	Level	Factor	Loss Factor		Remark																																																																																			
MHz	dBuV/m	dBuV/m	dB	dBuV	dB/m	dB	dB	cm	deg																																																																																		
1	7130.00	46.14	68.20	-22.06	32.65	36.95	10.19	33.65	292	29 AVERAGE																																																																																	
2	7281.25	44.42	54.00	-9.58	30.94	36.89	10.18	33.59	292	29 AVERAGE																																																																																	
Limit	Margin	Read	Ant	Cable	Preamp	APos	TPos																																																																																				
Freq	Level	Line	(dB)	Level	Factor	Loss Factor		Remark																																																																																			
MHz	dBuV/m	dBuV/m	dB	dBuV	dB/m	dB	dB	cm	deg																																																																																		
1	6985.00	88.91	-----	-----	75.36	36.98	10.23	33.66	292	29 AVERAGE																																																																																	



		81																																																																																										
Mode	Band Edge																																																																																											
	U-NII-8_6.875-7.125_802.11be EHT160_CH207_Puncturing 40M_6985MHz																																																																																											
ANT	CDD 0+1																																																																																											
Pol.	Vertical	Fundamental																																																																																										
Peak	 <p style="text-align: right;">Date: 2024-08-23</p> <table border="1"> <thead> <tr> <th>Limit</th> <th>Margin</th> <th>Read</th> <th>Ant</th> <th>Cable</th> <th>Preamp</th> <th>Apos</th> <th>TPos</th> <th>Remark</th> </tr> <tr> <th>Freq</th> <th>Level</th> <th>Line</th> <th>(dB)</th> <th>Level</th> <th>Factor</th> <th>Loss Factor</th> <th></th> <th></th> </tr> <tr> <th>MHz</th> <th>dBuV/m</th> <th>dBuV/m</th> <th>dBuV</th> <th>dB/m</th> <th>dB</th> <th>dB</th> <th>cm</th> <th>deg</th> </tr> </thead> <tbody> <tr> <td>1</td> <td>7187.50</td> <td>55.25</td> <td>88.20</td> <td>-32.95</td> <td>41.77</td> <td>36.92</td> <td>10.18</td> <td>33.62</td> <td>243</td> <td>360</td> <td>PEAK</td> </tr> <tr> <td>2</td> <td>7253.13</td> <td>53.72</td> <td>74.00</td> <td>-20.28</td> <td>40.24</td> <td>36.90</td> <td>10.18</td> <td>33.60</td> <td>243</td> <td>360</td> <td>PEAK</td> </tr> </tbody> </table>	Limit	Margin	Read	Ant	Cable	Preamp	Apos	TPos	Remark	Freq	Level	Line	(dB)	Level	Factor	Loss Factor			MHz	dBuV/m	dBuV/m	dBuV	dB/m	dB	dB	cm	deg	1	7187.50	55.25	88.20	-32.95	41.77	36.92	10.18	33.62	243	360	PEAK	2	7253.13	53.72	74.00	-20.28	40.24	36.90	10.18	33.60	243	360	PEAK	 <p style="text-align: right;">Date: 2024-08-23</p> <table border="1"> <thead> <tr> <th>Limit</th> <th>Margin</th> <th>Read</th> <th>Ant</th> <th>Cable</th> <th>Preamp</th> <th>Apos</th> <th>TPos</th> <th>Remark</th> </tr> <tr> <th>Freq</th> <th>Level</th> <th>Line</th> <th>(dB)</th> <th>Level</th> <th>Factor</th> <th>Loss Factor</th> <th></th> <th></th> </tr> <tr> <th>MHz</th> <th>dBuV/m</th> <th>dBuV/m</th> <th>dBuV</th> <th>dB/m</th> <th>dB</th> <th>dB</th> <th>cm</th> <th>deg</th> </tr> </thead> <tbody> <tr> <td>1</td> <td>6985.00</td> <td>98.54</td> <td>-----</td> <td>-----</td> <td>84.99</td> <td>36.98</td> <td>10.23</td> <td>33.66</td> <td>243</td> <td>360</td> <td>PEAK</td> </tr> </tbody> </table>	Limit	Margin	Read	Ant	Cable	Preamp	Apos	TPos	Remark	Freq	Level	Line	(dB)	Level	Factor	Loss Factor			MHz	dBuV/m	dBuV/m	dBuV	dB/m	dB	dB	cm	deg	1	6985.00	98.54	-----	-----	84.99	36.98	10.23	33.66	243	360	PEAK
	Limit	Margin	Read	Ant	Cable	Preamp	Apos	TPos	Remark																																																																																			
Freq	Level	Line	(dB)	Level	Factor	Loss Factor																																																																																						
MHz	dBuV/m	dBuV/m	dBuV	dB/m	dB	dB	cm	deg																																																																																				
1	7187.50	55.25	88.20	-32.95	41.77	36.92	10.18	33.62	243	360	PEAK																																																																																	
2	7253.13	53.72	74.00	-20.28	40.24	36.90	10.18	33.60	243	360	PEAK																																																																																	
Limit	Margin	Read	Ant	Cable	Preamp	Apos	TPos	Remark																																																																																				
Freq	Level	Line	(dB)	Level	Factor	Loss Factor																																																																																						
MHz	dBuV/m	dBuV/m	dBuV	dB/m	dB	dB	cm	deg																																																																																				
1	6985.00	98.54	-----	-----	84.99	36.98	10.23	33.66	243	360	PEAK																																																																																	
Avg	 <p style="text-align: right;">Date: 2024-08-23</p> <table border="1"> <thead> <tr> <th>Limit</th> <th>Margin</th> <th>Read</th> <th>Ant</th> <th>Cable</th> <th>Preamp</th> <th>Apos</th> <th>TPos</th> <th>Remark</th> </tr> <tr> <th>Freq</th> <th>Level</th> <th>Line</th> <th>(dB)</th> <th>Level</th> <th>Factor</th> <th>Loss Factor</th> <th></th> <th></th> </tr> <tr> <th>MHz</th> <th>dBuV/m</th> <th>dBuV/m</th> <th>dBuV</th> <th>dB/m</th> <th>dB</th> <th>dB</th> <th>cm</th> <th>deg</th> </tr> </thead> <tbody> <tr> <td>1</td> <td>7133.75</td> <td>45.97</td> <td>68.20</td> <td>-22.23</td> <td>32.48</td> <td>36.95</td> <td>10.19</td> <td>33.65</td> <td>243</td> <td>360</td> <td>AVERAGE</td> </tr> <tr> <td>2</td> <td>7273.13</td> <td>44.01</td> <td>54.00</td> <td>-9.99</td> <td>30.53</td> <td>36.89</td> <td>10.18</td> <td>33.59</td> <td>243</td> <td>360</td> <td>AVERAGE</td> </tr> </tbody> </table>	Limit	Margin	Read	Ant	Cable	Preamp	Apos	TPos	Remark	Freq	Level	Line	(dB)	Level	Factor	Loss Factor			MHz	dBuV/m	dBuV/m	dBuV	dB/m	dB	dB	cm	deg	1	7133.75	45.97	68.20	-22.23	32.48	36.95	10.19	33.65	243	360	AVERAGE	2	7273.13	44.01	54.00	-9.99	30.53	36.89	10.18	33.59	243	360	AVERAGE	 <p style="text-align: right;">Date: 2024-08-23</p> <table border="1"> <thead> <tr> <th>Limit</th> <th>Margin</th> <th>Read</th> <th>Ant</th> <th>Cable</th> <th>Preamp</th> <th>Apos</th> <th>TPos</th> <th>Remark</th> </tr> <tr> <th>Freq</th> <th>Level</th> <th>Line</th> <th>(dB)</th> <th>Level</th> <th>Factor</th> <th>Loss Factor</th> <th></th> <th></th> </tr> <tr> <th>MHz</th> <th>dBuV/m</th> <th>dBuV/m</th> <th>dBuV</th> <th>dB/m</th> <th>dB</th> <th>dB</th> <th>cm</th> <th>deg</th> </tr> </thead> <tbody> <tr> <td>1</td> <td>6985.00</td> <td>89.45</td> <td>-----</td> <td>-----</td> <td>75.90</td> <td>36.98</td> <td>10.23</td> <td>33.66</td> <td>243</td> <td>360</td> <td>AVERAGE</td> </tr> </tbody> </table>	Limit	Margin	Read	Ant	Cable	Preamp	Apos	TPos	Remark	Freq	Level	Line	(dB)	Level	Factor	Loss Factor			MHz	dBuV/m	dBuV/m	dBuV	dB/m	dB	dB	cm	deg	1	6985.00	89.45	-----	-----	75.90	36.98	10.23	33.66	243	360	AVERAGE
Limit	Margin	Read	Ant	Cable	Preamp	Apos	TPos	Remark																																																																																				
Freq	Level	Line	(dB)	Level	Factor	Loss Factor																																																																																						
MHz	dBuV/m	dBuV/m	dBuV	dB/m	dB	dB	cm	deg																																																																																				
1	7133.75	45.97	68.20	-22.23	32.48	36.95	10.19	33.65	243	360	AVERAGE																																																																																	
2	7273.13	44.01	54.00	-9.99	30.53	36.89	10.18	33.59	243	360	AVERAGE																																																																																	
Limit	Margin	Read	Ant	Cable	Preamp	Apos	TPos	Remark																																																																																				
Freq	Level	Line	(dB)	Level	Factor	Loss Factor																																																																																						
MHz	dBuV/m	dBuV/m	dBuV	dB/m	dB	dB	cm	deg																																																																																				
1	6985.00	89.45	-----	-----	75.90	36.98	10.23	33.66	243	360	AVERAGE																																																																																	

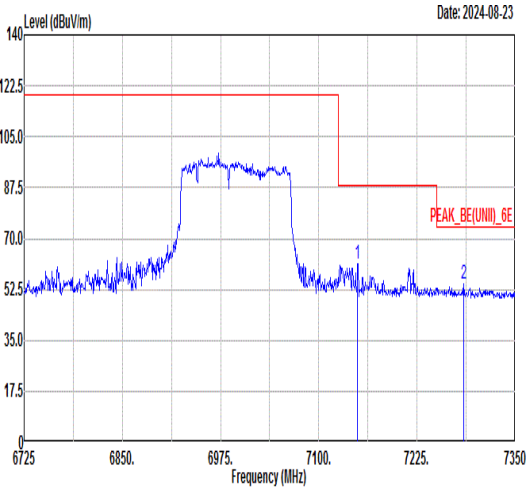
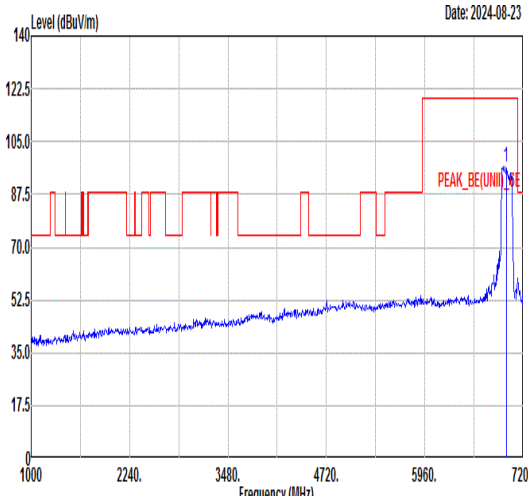
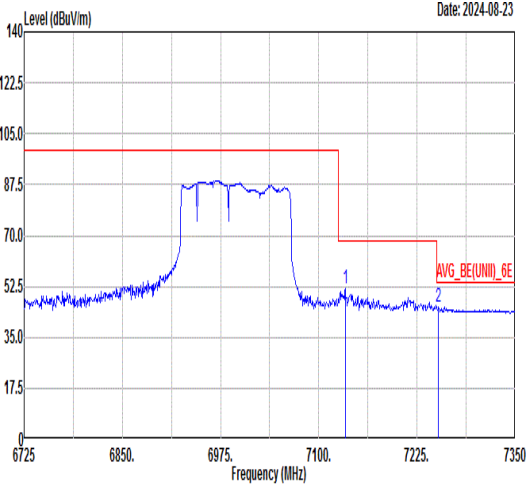
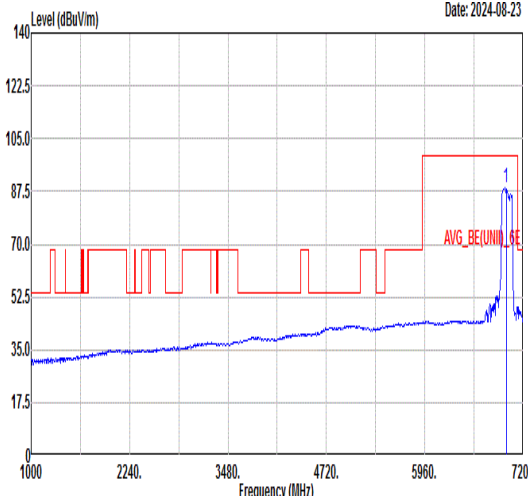


82																																							
Mode	Band Edge																																						
	U-NII-5_6.525-6.875_802.11be EHT160_CH15_Puncturing 20M_6025MHz																																						
ANT	CDD 0+1																																						
Pol.	Horizontal																																						
Peak	<table border="1"> <thead> <tr> <th>Limit</th> <th>Margin</th> <th>Read</th> <th>Ant</th> <th>Cable</th> <th>Preamp</th> <th>APos</th> <th>TPos</th> <th>Remark</th> </tr> <tr> <th>Freq</th> <th>Level</th> <th>Line</th> <th>Level</th> <th>Factor</th> <th>Loss Factor</th> <th>cm</th> <th>deg</th> <th></th> </tr> <tr> <th>MHz</th> <th>dBuV/m</th> <th>dBuV/m</th> <th>dBuV</th> <th>dB/m</th> <th>dB</th> <th>dB</th> <th>cm</th> <th>deg</th> </tr> </thead> <tbody> <tr> <td>1</td> <td>5914.04</td> <td>56.22</td> <td>88.20</td> <td>-31.98</td> <td>42.09</td> <td>36.48</td> <td>10.42</td> <td>32.77</td> <td>323</td> <td>52 PEAK</td> </tr> </tbody> </table>	Limit	Margin	Read	Ant	Cable	Preamp	APos	TPos	Remark	Freq	Level	Line	Level	Factor	Loss Factor	cm	deg		MHz	dBuV/m	dBuV/m	dBuV	dB/m	dB	dB	cm	deg	1	5914.04	56.22	88.20	-31.98	42.09	36.48	10.42	32.77	323	52 PEAK
	Limit	Margin	Read	Ant	Cable	Preamp	APos	TPos	Remark																														
Freq	Level	Line	Level	Factor	Loss Factor	cm	deg																																
MHz	dBuV/m	dBuV/m	dBuV	dB/m	dB	dB	cm	deg																															
1	5914.04	56.22	88.20	-31.98	42.09	36.48	10.42	32.77	323	52 PEAK																													
<table border="1"> <thead> <tr> <th>Limit</th> <th>Margin</th> <th>Read</th> <th>Ant</th> <th>Cable</th> <th>Preamp</th> <th>APos</th> <th>TPos</th> <th>Remark</th> </tr> <tr> <th>Freq</th> <th>Level</th> <th>Line</th> <th>Level</th> <th>Factor</th> <th>Loss Factor</th> <th>cm</th> <th>deg</th> <th></th> </tr> <tr> <th>MHz</th> <th>dBuV/m</th> <th>dBuV/m</th> <th>dBuV</th> <th>dB/m</th> <th>dB</th> <th>dB</th> <th>cm</th> <th>deg</th> </tr> </thead> <tbody> <tr> <td>1</td> <td>6025.00</td> <td>96.21</td> <td>-----</td> <td>-----</td> <td>81.83</td> <td>36.60</td> <td>10.58</td> <td>32.80</td> <td>323</td> <td>52 PEAK</td> </tr> </tbody> </table>	Limit	Margin	Read	Ant	Cable	Preamp	APos	TPos	Remark	Freq	Level	Line	Level	Factor	Loss Factor	cm	deg		MHz	dBuV/m	dBuV/m	dBuV	dB/m	dB	dB	cm	deg	1	6025.00	96.21	-----	-----	81.83	36.60	10.58	32.80	323	52 PEAK	
Limit	Margin	Read	Ant	Cable	Preamp	APos	TPos	Remark																															
Freq	Level	Line	Level	Factor	Loss Factor	cm	deg																																
MHz	dBuV/m	dBuV/m	dBuV	dB/m	dB	dB	cm	deg																															
1	6025.00	96.21	-----	-----	81.83	36.60	10.58	32.80	323	52 PEAK																													
Avg	<table border="1"> <thead> <tr> <th>Limit</th> <th>Margin</th> <th>Read</th> <th>Ant</th> <th>Cable</th> <th>Preamp</th> <th>APos</th> <th>TPos</th> <th>Remark</th> </tr> <tr> <th>Freq</th> <th>Level</th> <th>Line</th> <th>Level</th> <th>Factor</th> <th>Loss Factor</th> <th>cm</th> <th>deg</th> <th></th> </tr> <tr> <th>MHz</th> <th>dBuV/m</th> <th>dBuV/m</th> <th>dBuV</th> <th>dB/m</th> <th>dB</th> <th>dB</th> <th>cm</th> <th>deg</th> </tr> </thead> <tbody> <tr> <td>1</td> <td>5918.52</td> <td>46.03</td> <td>68.20</td> <td>-22.17</td> <td>31.88</td> <td>36.49</td> <td>10.43</td> <td>32.77</td> <td>323</td> <td>52 AVERAGE</td> </tr> </tbody> </table>	Limit	Margin	Read	Ant	Cable	Preamp	APos	TPos	Remark	Freq	Level	Line	Level	Factor	Loss Factor	cm	deg		MHz	dBuV/m	dBuV/m	dBuV	dB/m	dB	dB	cm	deg	1	5918.52	46.03	68.20	-22.17	31.88	36.49	10.43	32.77	323	52 AVERAGE
	Limit	Margin	Read	Ant	Cable	Preamp	APos	TPos	Remark																														
Freq	Level	Line	Level	Factor	Loss Factor	cm	deg																																
MHz	dBuV/m	dBuV/m	dBuV	dB/m	dB	dB	cm	deg																															
1	5918.52	46.03	68.20	-22.17	31.88	36.49	10.43	32.77	323	52 AVERAGE																													
<table border="1"> <thead> <tr> <th>Limit</th> <th>Margin</th> <th>Read</th> <th>Ant</th> <th>Cable</th> <th>Preamp</th> <th>APos</th> <th>TPos</th> <th>Remark</th> </tr> <tr> <th>Freq</th> <th>Level</th> <th>Line</th> <th>Level</th> <th>Factor</th> <th>Loss Factor</th> <th>cm</th> <th>deg</th> <th></th> </tr> <tr> <th>MHz</th> <th>dBuV/m</th> <th>dBuV/m</th> <th>dBuV</th> <th>dB/m</th> <th>dB</th> <th>dB</th> <th>cm</th> <th>deg</th> </tr> </thead> <tbody> <tr> <td>1</td> <td>6025.00</td> <td>87.03</td> <td>-----</td> <td>-----</td> <td>72.65</td> <td>36.60</td> <td>10.58</td> <td>32.80</td> <td>323</td> <td>52 AVERAGE</td> </tr> </tbody> </table>	Limit	Margin	Read	Ant	Cable	Preamp	APos	TPos	Remark	Freq	Level	Line	Level	Factor	Loss Factor	cm	deg		MHz	dBuV/m	dBuV/m	dBuV	dB/m	dB	dB	cm	deg	1	6025.00	87.03	-----	-----	72.65	36.60	10.58	32.80	323	52 AVERAGE	
Limit	Margin	Read	Ant	Cable	Preamp	APos	TPos	Remark																															
Freq	Level	Line	Level	Factor	Loss Factor	cm	deg																																
MHz	dBuV/m	dBuV/m	dBuV	dB/m	dB	dB	cm	deg																															
1	6025.00	87.03	-----	-----	72.65	36.60	10.58	32.80	323	52 AVERAGE																													

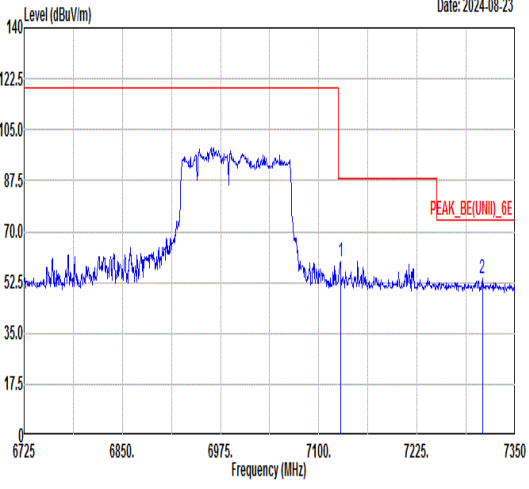
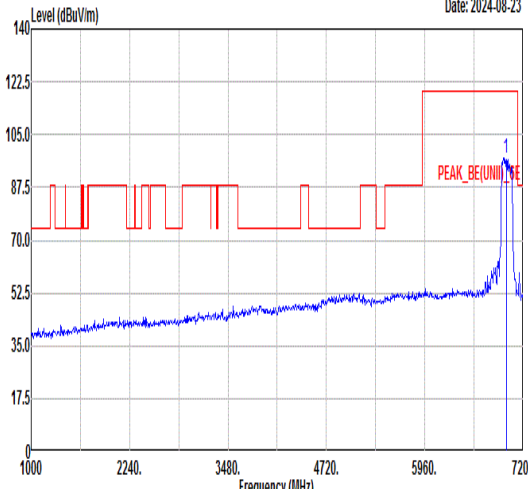
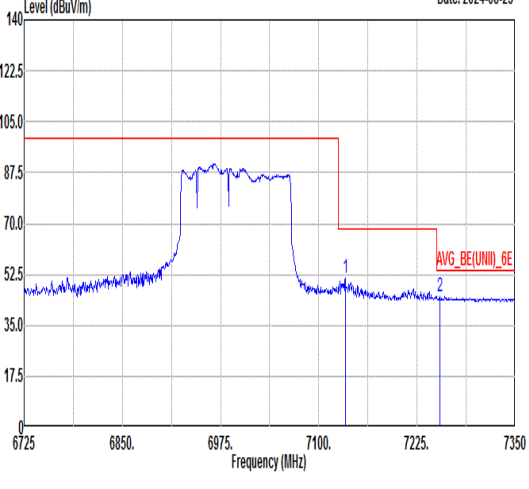
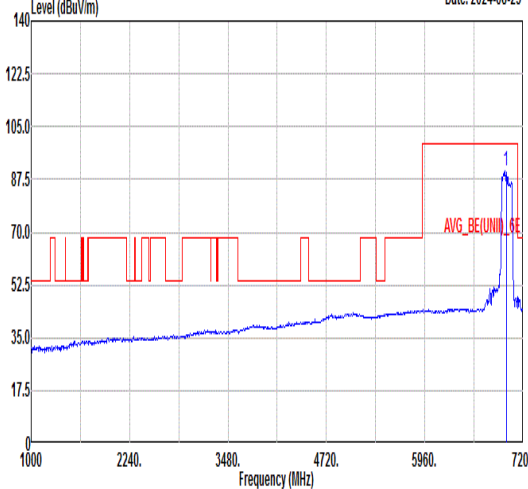


		82																																																																														
Mode	Band Edge																																																																															
	U-NII-5_6.525-6.875_802.11be EHT160_CH15_Puncturing 20M_6025MHz																																																																															
ANT	CDD 0+1																																																																															
Pol.	Vertical	Fundamental																																																																														
Peak	<p style="text-align: right;">Date: 2024-08-23</p> <table border="1"> <thead> <tr> <th>Limit</th> <th>Margin</th> <th>Read</th> <th>Ant</th> <th>Cable</th> <th>Preamp</th> <th>APos</th> <th>TPos</th> <th>Remark</th> </tr> <tr> <th>Freq</th> <th>Level</th> <th>Line</th> <th>(dB)</th> <th>Level</th> <th>Factor</th> <th>Loss</th> <th>Factor</th> <th></th> </tr> <tr> <th>MHz</th> <th>dBuV/m</th> <th>dBuV/m</th> <th>dB</th> <th>dB/m</th> <th>dB</th> <th>dB</th> <th>cm</th> <th>deg</th> </tr> </thead> <tbody> <tr> <td>1</td> <td>5922.72</td> <td>59.40</td> <td>88.20</td> <td>-28.80</td> <td>45.25</td> <td>36.49</td> <td>10.43</td> <td>32.77</td> <td>218</td> <td>360</td> <td>PEAK</td> </tr> </tbody> </table>	Limit	Margin	Read	Ant	Cable	Preamp	APos	TPos	Remark	Freq	Level	Line	(dB)	Level	Factor	Loss	Factor		MHz	dBuV/m	dBuV/m	dB	dB/m	dB	dB	cm	deg	1	5922.72	59.40	88.20	-28.80	45.25	36.49	10.43	32.77	218	360	PEAK	<p style="text-align: right;">Date: 2024-08-23</p> <table border="1"> <thead> <tr> <th>Limit</th> <th>Margin</th> <th>Read</th> <th>Ant</th> <th>Cable</th> <th>Preamp</th> <th>APos</th> <th>TPos</th> <th>Remark</th> </tr> <tr> <th>Freq</th> <th>Level</th> <th>Line</th> <th>(dB)</th> <th>Level</th> <th>Factor</th> <th>Loss</th> <th>Factor</th> <th></th> </tr> <tr> <th>MHz</th> <th>dBuV/m</th> <th>dBuV/m</th> <th>dB</th> <th>dB/m</th> <th>dB</th> <th>dB</th> <th>cm</th> <th>deg</th> </tr> </thead> <tbody> <tr> <td>1</td> <td>6025.00</td> <td>99.47</td> <td>-----</td> <td>-----</td> <td>85.21</td> <td>36.54</td> <td>10.50</td> <td>32.78</td> <td>218</td> <td>360</td> <td>PEAK</td> </tr> </tbody> </table>	Limit	Margin	Read	Ant	Cable	Preamp	APos	TPos	Remark	Freq	Level	Line	(dB)	Level	Factor	Loss	Factor		MHz	dBuV/m	dBuV/m	dB	dB/m	dB	dB	cm	deg	1	6025.00	99.47	-----	-----	85.21	36.54	10.50	32.78	218	360	PEAK
	Limit	Margin	Read	Ant	Cable	Preamp	APos	TPos	Remark																																																																							
Freq	Level	Line	(dB)	Level	Factor	Loss	Factor																																																																									
MHz	dBuV/m	dBuV/m	dB	dB/m	dB	dB	cm	deg																																																																								
1	5922.72	59.40	88.20	-28.80	45.25	36.49	10.43	32.77	218	360	PEAK																																																																					
Limit	Margin	Read	Ant	Cable	Preamp	APos	TPos	Remark																																																																								
Freq	Level	Line	(dB)	Level	Factor	Loss	Factor																																																																									
MHz	dBuV/m	dBuV/m	dB	dB/m	dB	dB	cm	deg																																																																								
1	6025.00	99.47	-----	-----	85.21	36.54	10.50	32.78	218	360	PEAK																																																																					
Avg	<p style="text-align: right;">Date: 2024-08-23</p> <table border="1"> <thead> <tr> <th>Limit</th> <th>Margin</th> <th>Read</th> <th>Ant</th> <th>Cable</th> <th>Preamp</th> <th>APos</th> <th>TPos</th> <th>Remark</th> </tr> <tr> <th>Freq</th> <th>Level</th> <th>Line</th> <th>(dB)</th> <th>Level</th> <th>Factor</th> <th>Loss</th> <th>Factor</th> <th></th> </tr> <tr> <th>MHz</th> <th>dBuV/m</th> <th>dBuV/m</th> <th>dB</th> <th>dB/m</th> <th>dB</th> <th>dB</th> <th>cm</th> <th>deg</th> </tr> </thead> <tbody> <tr> <td>1</td> <td>5920.48</td> <td>47.44</td> <td>68.20</td> <td>-20.76</td> <td>33.29</td> <td>36.49</td> <td>10.43</td> <td>32.77</td> <td>218</td> <td>360</td> <td>AVERAGE</td> </tr> </tbody> </table>	Limit	Margin	Read	Ant	Cable	Preamp	APos	TPos	Remark	Freq	Level	Line	(dB)	Level	Factor	Loss	Factor		MHz	dBuV/m	dBuV/m	dB	dB/m	dB	dB	cm	deg	1	5920.48	47.44	68.20	-20.76	33.29	36.49	10.43	32.77	218	360	AVERAGE	<p style="text-align: right;">Date: 2024-08-23</p> <table border="1"> <thead> <tr> <th>Limit</th> <th>Margin</th> <th>Read</th> <th>Ant</th> <th>Cable</th> <th>Preamp</th> <th>APos</th> <th>TPos</th> <th>Remark</th> </tr> <tr> <th>Freq</th> <th>Level</th> <th>Line</th> <th>(dB)</th> <th>Level</th> <th>Factor</th> <th>Loss</th> <th>Factor</th> <th></th> </tr> <tr> <th>MHz</th> <th>dBuV/m</th> <th>dBuV/m</th> <th>dB</th> <th>dB/m</th> <th>dB</th> <th>dB</th> <th>cm</th> <th>deg</th> </tr> </thead> <tbody> <tr> <td>1</td> <td>6025.00</td> <td>91.68</td> <td>-----</td> <td>-----</td> <td>77.30</td> <td>36.60</td> <td>10.58</td> <td>32.80</td> <td>218</td> <td>360</td> <td>AVERAGE</td> </tr> </tbody> </table>	Limit	Margin	Read	Ant	Cable	Preamp	APos	TPos	Remark	Freq	Level	Line	(dB)	Level	Factor	Loss	Factor		MHz	dBuV/m	dBuV/m	dB	dB/m	dB	dB	cm	deg	1	6025.00	91.68	-----	-----	77.30	36.60	10.58	32.80	218	360	AVERAGE
Limit	Margin	Read	Ant	Cable	Preamp	APos	TPos	Remark																																																																								
Freq	Level	Line	(dB)	Level	Factor	Loss	Factor																																																																									
MHz	dBuV/m	dBuV/m	dB	dB/m	dB	dB	cm	deg																																																																								
1	5920.48	47.44	68.20	-20.76	33.29	36.49	10.43	32.77	218	360	AVERAGE																																																																					
Limit	Margin	Read	Ant	Cable	Preamp	APos	TPos	Remark																																																																								
Freq	Level	Line	(dB)	Level	Factor	Loss	Factor																																																																									
MHz	dBuV/m	dBuV/m	dB	dB/m	dB	dB	cm	deg																																																																								
1	6025.00	91.68	-----	-----	77.30	36.60	10.58	32.80	218	360	AVERAGE																																																																					

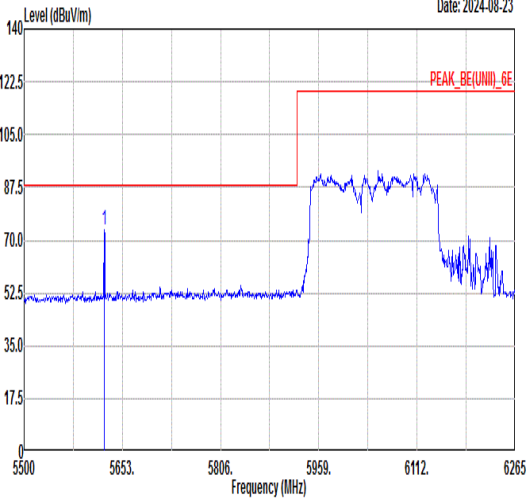
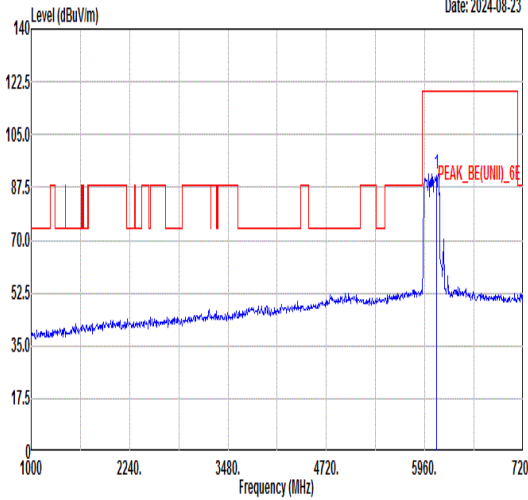
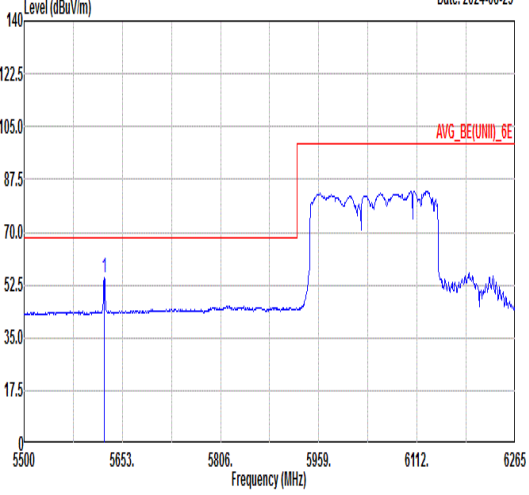
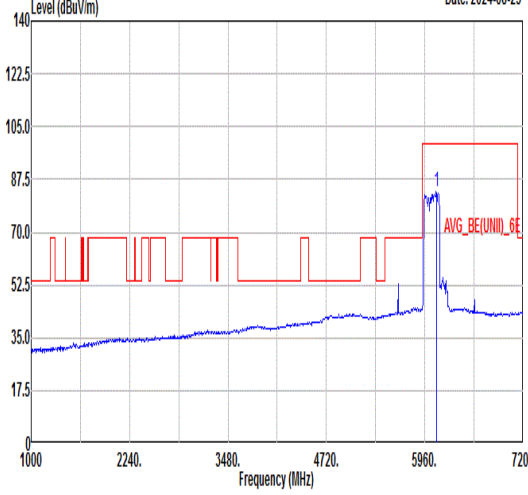


		83																																																																																							
Mode	Band Edge																																																																																								
	U-NII-8_6.875-7.125_802.11be EHT160_CH207_Puncturing 20M_6985MHz																																																																																								
ANT	CDD 0+1																																																																																								
Pol.	Horizontal	Fundamental																																																																																							
Peak	 <p>Date: 2024-08-23</p> <table border="1"> <thead> <tr> <th>Limit</th> <th>Margin</th> <th>Read</th> <th>Ant</th> <th>Cable</th> <th>Preamp</th> <th>APos</th> <th>TPos</th> <th></th> </tr> <tr> <th>Freq</th> <th>Level</th> <th>Line</th> <th>Level</th> <th>Factor</th> <th>Loss Factor</th> <th></th> <th></th> <th>Remark</th> </tr> <tr> <th>MHz</th> <th>dBuV/m</th> <th>dBuV/m</th> <th>dBuV</th> <th>dB/m</th> <th>dB</th> <th>dB</th> <th>cm</th> <th>deg</th> </tr> </thead> <tbody> <tr> <td>1</td> <td>7149.38</td> <td>61.23</td> <td>88.20</td> <td>-26.97</td> <td>47.74</td> <td>36.94</td> <td>10.19</td> <td>33.64</td> <td>300</td> <td>42 PEAK</td> </tr> <tr> <td>2</td> <td>7284.38</td> <td>54.48</td> <td>74.00</td> <td>-19.52</td> <td>41.00</td> <td>36.89</td> <td>10.18</td> <td>33.59</td> <td>300</td> <td>42 PEAK</td> </tr> </tbody> </table>	Limit	Margin	Read	Ant	Cable	Preamp	APos	TPos		Freq	Level	Line	Level	Factor	Loss Factor			Remark	MHz	dBuV/m	dBuV/m	dBuV	dB/m	dB	dB	cm	deg	1	7149.38	61.23	88.20	-26.97	47.74	36.94	10.19	33.64	300	42 PEAK	2	7284.38	54.48	74.00	-19.52	41.00	36.89	10.18	33.59	300	42 PEAK	 <p>Date: 2024-08-23</p> <table border="1"> <thead> <tr> <th>Limit</th> <th>Margin</th> <th>Read</th> <th>Ant</th> <th>Cable</th> <th>Preamp</th> <th>APos</th> <th>TPos</th> <th></th> </tr> <tr> <th>Freq</th> <th>Level</th> <th>Line</th> <th>Level</th> <th>Factor</th> <th>Loss Factor</th> <th></th> <th></th> <th>Remark</th> </tr> <tr> <th>MHz</th> <th>dBuV/m</th> <th>dBuV/m</th> <th>dBuV</th> <th>dB/m</th> <th>dB</th> <th>dB</th> <th>cm</th> <th>deg</th> </tr> </thead> <tbody> <tr> <td>1</td> <td>6985.00</td> <td>96.72</td> <td>-----</td> <td>-----</td> <td>83.16</td> <td>36.98</td> <td>10.23</td> <td>33.65</td> <td>300</td> <td>42 PEAK</td> </tr> </tbody> </table>	Limit	Margin	Read	Ant	Cable	Preamp	APos	TPos		Freq	Level	Line	Level	Factor	Loss Factor			Remark	MHz	dBuV/m	dBuV/m	dBuV	dB/m	dB	dB	cm	deg	1	6985.00	96.72	-----	-----	83.16	36.98	10.23	33.65	300	42 PEAK
	Limit	Margin	Read	Ant	Cable	Preamp	APos	TPos																																																																																	
Freq	Level	Line	Level	Factor	Loss Factor			Remark																																																																																	
MHz	dBuV/m	dBuV/m	dBuV	dB/m	dB	dB	cm	deg																																																																																	
1	7149.38	61.23	88.20	-26.97	47.74	36.94	10.19	33.64	300	42 PEAK																																																																															
2	7284.38	54.48	74.00	-19.52	41.00	36.89	10.18	33.59	300	42 PEAK																																																																															
Limit	Margin	Read	Ant	Cable	Preamp	APos	TPos																																																																																		
Freq	Level	Line	Level	Factor	Loss Factor			Remark																																																																																	
MHz	dBuV/m	dBuV/m	dBuV	dB/m	dB	dB	cm	deg																																																																																	
1	6985.00	96.72	-----	-----	83.16	36.98	10.23	33.65	300	42 PEAK																																																																															
Avg	 <p>Date: 2024-08-23</p> <table border="1"> <thead> <tr> <th>Limit</th> <th>Margin</th> <th>Read</th> <th>Ant</th> <th>Cable</th> <th>Preamp</th> <th>APos</th> <th>TPos</th> <th></th> </tr> <tr> <th>Freq</th> <th>Level</th> <th>Line</th> <th>Level</th> <th>Factor</th> <th>Loss Factor</th> <th></th> <th></th> <th>Remark</th> </tr> <tr> <th>MHz</th> <th>dBuV/m</th> <th>dBuV/m</th> <th>dBuV</th> <th>dB/m</th> <th>dB</th> <th>dB</th> <th>cm</th> <th>deg</th> </tr> </thead> <tbody> <tr> <td>1</td> <td>7133.75</td> <td>51.85</td> <td>68.20</td> <td>-16.35</td> <td>38.36</td> <td>36.95</td> <td>10.19</td> <td>33.65</td> <td>300</td> <td>42 AVERAGE</td> </tr> <tr> <td>2</td> <td>7252.50</td> <td>45.27</td> <td>54.00</td> <td>-8.73</td> <td>31.79</td> <td>36.90</td> <td>10.18</td> <td>33.60</td> <td>300</td> <td>42 AVERAGE</td> </tr> </tbody> </table>	Limit	Margin	Read	Ant	Cable	Preamp	APos	TPos		Freq	Level	Line	Level	Factor	Loss Factor			Remark	MHz	dBuV/m	dBuV/m	dBuV	dB/m	dB	dB	cm	deg	1	7133.75	51.85	68.20	-16.35	38.36	36.95	10.19	33.65	300	42 AVERAGE	2	7252.50	45.27	54.00	-8.73	31.79	36.90	10.18	33.60	300	42 AVERAGE	 <p>Date: 2024-08-23</p> <table border="1"> <thead> <tr> <th>Limit</th> <th>Margin</th> <th>Read</th> <th>Ant</th> <th>Cable</th> <th>Preamp</th> <th>APos</th> <th>TPos</th> <th></th> </tr> <tr> <th>Freq</th> <th>Level</th> <th>Line</th> <th>Level</th> <th>Factor</th> <th>Loss Factor</th> <th></th> <th></th> <th>Remark</th> </tr> <tr> <th>MHz</th> <th>dBuV/m</th> <th>dBuV/m</th> <th>dBuV</th> <th>dB/m</th> <th>dB</th> <th>dB</th> <th>cm</th> <th>deg</th> </tr> </thead> <tbody> <tr> <td>1</td> <td>6985.00</td> <td>88.84</td> <td>-----</td> <td>-----</td> <td>75.29</td> <td>36.99</td> <td>10.23</td> <td>33.67</td> <td>300</td> <td>42 AVERAGE</td> </tr> </tbody> </table>	Limit	Margin	Read	Ant	Cable	Preamp	APos	TPos		Freq	Level	Line	Level	Factor	Loss Factor			Remark	MHz	dBuV/m	dBuV/m	dBuV	dB/m	dB	dB	cm	deg	1	6985.00	88.84	-----	-----	75.29	36.99	10.23	33.67	300	42 AVERAGE
Limit	Margin	Read	Ant	Cable	Preamp	APos	TPos																																																																																		
Freq	Level	Line	Level	Factor	Loss Factor			Remark																																																																																	
MHz	dBuV/m	dBuV/m	dBuV	dB/m	dB	dB	cm	deg																																																																																	
1	7133.75	51.85	68.20	-16.35	38.36	36.95	10.19	33.65	300	42 AVERAGE																																																																															
2	7252.50	45.27	54.00	-8.73	31.79	36.90	10.18	33.60	300	42 AVERAGE																																																																															
Limit	Margin	Read	Ant	Cable	Preamp	APos	TPos																																																																																		
Freq	Level	Line	Level	Factor	Loss Factor			Remark																																																																																	
MHz	dBuV/m	dBuV/m	dBuV	dB/m	dB	dB	cm	deg																																																																																	
1	6985.00	88.84	-----	-----	75.29	36.99	10.23	33.67	300	42 AVERAGE																																																																															



		83																																																																																							
Mode	Band Edge																																																																																								
	U-NII-8_6.875-7.125_802.11be EHT160_CH207_Puncturing 20M_6985MHz																																																																																								
ANT	CDD 0+1																																																																																								
Pol.	Vertical	Fundamental																																																																																							
Peak	 <p style="text-align: right;">Date: 2024-08-23</p> <table border="1"> <thead> <tr> <th>Limit</th> <th>Margin</th> <th>Read</th> <th>Ant</th> <th>Cable</th> <th>Preamp</th> <th>APos</th> <th>TPos</th> <th></th> </tr> <tr> <th>Freq</th> <th>Level</th> <th>Line</th> <th>Level</th> <th>Factor</th> <th>Loss Factor</th> <th></th> <th></th> <th>Remark</th> </tr> <tr> <th>MHz</th> <th>dBuV/m</th> <th>dBuV/m</th> <th>dBuV</th> <th>dB/m</th> <th>dB</th> <th>dB</th> <th>cm</th> <th>deg</th> </tr> </thead> <tbody> <tr> <td>1</td> <td>7127.50</td> <td>59.89</td> <td>88.20</td> <td>-28.31</td> <td>46.39</td> <td>36.95</td> <td>10.20</td> <td>33.65</td> <td>200</td> <td>19 PEAK</td> </tr> <tr> <td>2</td> <td>7308.13</td> <td>53.85</td> <td>74.00</td> <td>-20.15</td> <td>40.37</td> <td>36.88</td> <td>10.18</td> <td>33.58</td> <td>200</td> <td>19 PEAK</td> </tr> </tbody> </table>	Limit	Margin	Read	Ant	Cable	Preamp	APos	TPos		Freq	Level	Line	Level	Factor	Loss Factor			Remark	MHz	dBuV/m	dBuV/m	dBuV	dB/m	dB	dB	cm	deg	1	7127.50	59.89	88.20	-28.31	46.39	36.95	10.20	33.65	200	19 PEAK	2	7308.13	53.85	74.00	-20.15	40.37	36.88	10.18	33.58	200	19 PEAK	 <p style="text-align: right;">Date: 2024-08-23</p> <table border="1"> <thead> <tr> <th>Limit</th> <th>Margin</th> <th>Read</th> <th>Ant</th> <th>Cable</th> <th>Preamp</th> <th>APos</th> <th>TPos</th> <th></th> </tr> <tr> <th>Freq</th> <th>Level</th> <th>Line</th> <th>Level</th> <th>Factor</th> <th>Loss Factor</th> <th></th> <th></th> <th>Remark</th> </tr> <tr> <th>MHz</th> <th>dBuV/m</th> <th>dBuV/m</th> <th>dBuV</th> <th>dB/m</th> <th>dB</th> <th>dB</th> <th>cm</th> <th>deg</th> </tr> </thead> <tbody> <tr> <td>1</td> <td>6985.00</td> <td>97.16</td> <td>-----</td> <td>-----</td> <td>83.60</td> <td>36.99</td> <td>10.23</td> <td>33.66</td> <td>200</td> <td>19 PEAK</td> </tr> </tbody> </table>	Limit	Margin	Read	Ant	Cable	Preamp	APos	TPos		Freq	Level	Line	Level	Factor	Loss Factor			Remark	MHz	dBuV/m	dBuV/m	dBuV	dB/m	dB	dB	cm	deg	1	6985.00	97.16	-----	-----	83.60	36.99	10.23	33.66	200	19 PEAK
	Limit	Margin	Read	Ant	Cable	Preamp	APos	TPos																																																																																	
Freq	Level	Line	Level	Factor	Loss Factor			Remark																																																																																	
MHz	dBuV/m	dBuV/m	dBuV	dB/m	dB	dB	cm	deg																																																																																	
1	7127.50	59.89	88.20	-28.31	46.39	36.95	10.20	33.65	200	19 PEAK																																																																															
2	7308.13	53.85	74.00	-20.15	40.37	36.88	10.18	33.58	200	19 PEAK																																																																															
Limit	Margin	Read	Ant	Cable	Preamp	APos	TPos																																																																																		
Freq	Level	Line	Level	Factor	Loss Factor			Remark																																																																																	
MHz	dBuV/m	dBuV/m	dBuV	dB/m	dB	dB	cm	deg																																																																																	
1	6985.00	97.16	-----	-----	83.60	36.99	10.23	33.66	200	19 PEAK																																																																															
Avg	 <p style="text-align: right;">Date: 2024-08-23</p> <table border="1"> <thead> <tr> <th>Limit</th> <th>Margin</th> <th>Read</th> <th>Ant</th> <th>Cable</th> <th>Preamp</th> <th>APos</th> <th>TPos</th> <th></th> </tr> <tr> <th>Freq</th> <th>Level</th> <th>Line</th> <th>Level</th> <th>Factor</th> <th>Loss Factor</th> <th></th> <th></th> <th>Remark</th> </tr> <tr> <th>MHz</th> <th>dBuV/m</th> <th>dBuV/m</th> <th>dBuV</th> <th>dB/m</th> <th>dB</th> <th>dB</th> <th>cm</th> <th>deg</th> </tr> </thead> <tbody> <tr> <td>1</td> <td>7133.75</td> <td>51.34</td> <td>68.20</td> <td>-16.86</td> <td>37.85</td> <td>36.95</td> <td>10.19</td> <td>33.65</td> <td>200</td> <td>19 AVERAGE</td> </tr> <tr> <td>2</td> <td>7253.75</td> <td>44.84</td> <td>54.00</td> <td>-9.16</td> <td>31.36</td> <td>36.90</td> <td>10.18</td> <td>33.60</td> <td>200</td> <td>19 AVERAGE</td> </tr> </tbody> </table>	Limit	Margin	Read	Ant	Cable	Preamp	APos	TPos		Freq	Level	Line	Level	Factor	Loss Factor			Remark	MHz	dBuV/m	dBuV/m	dBuV	dB/m	dB	dB	cm	deg	1	7133.75	51.34	68.20	-16.86	37.85	36.95	10.19	33.65	200	19 AVERAGE	2	7253.75	44.84	54.00	-9.16	31.36	36.90	10.18	33.60	200	19 AVERAGE	 <p style="text-align: right;">Date: 2024-08-23</p> <table border="1"> <thead> <tr> <th>Limit</th> <th>Margin</th> <th>Read</th> <th>Ant</th> <th>Cable</th> <th>Preamp</th> <th>APos</th> <th>TPos</th> <th></th> </tr> <tr> <th>Freq</th> <th>Level</th> <th>Line</th> <th>Level</th> <th>Factor</th> <th>Loss Factor</th> <th></th> <th></th> <th>Remark</th> </tr> <tr> <th>MHz</th> <th>dBuV/m</th> <th>dBuV/m</th> <th>dBuV</th> <th>dB/m</th> <th>dB</th> <th>dB</th> <th>cm</th> <th>deg</th> </tr> </thead> <tbody> <tr> <td>1</td> <td>6985.00</td> <td>90.21</td> <td>-----</td> <td>-----</td> <td>76.66</td> <td>36.99</td> <td>10.23</td> <td>33.67</td> <td>200</td> <td>19 AVERAGE</td> </tr> </tbody> </table>	Limit	Margin	Read	Ant	Cable	Preamp	APos	TPos		Freq	Level	Line	Level	Factor	Loss Factor			Remark	MHz	dBuV/m	dBuV/m	dBuV	dB/m	dB	dB	cm	deg	1	6985.00	90.21	-----	-----	76.66	36.99	10.23	33.67	200	19 AVERAGE
Limit	Margin	Read	Ant	Cable	Preamp	APos	TPos																																																																																		
Freq	Level	Line	Level	Factor	Loss Factor			Remark																																																																																	
MHz	dBuV/m	dBuV/m	dBuV	dB/m	dB	dB	cm	deg																																																																																	
1	7133.75	51.34	68.20	-16.86	37.85	36.95	10.19	33.65	200	19 AVERAGE																																																																															
2	7253.75	44.84	54.00	-9.16	31.36	36.90	10.18	33.60	200	19 AVERAGE																																																																															
Limit	Margin	Read	Ant	Cable	Preamp	APos	TPos																																																																																		
Freq	Level	Line	Level	Factor	Loss Factor			Remark																																																																																	
MHz	dBuV/m	dBuV/m	dBuV	dB/m	dB	dB	cm	deg																																																																																	
1	6985.00	90.21	-----	-----	76.66	36.99	10.23	33.67	200	19 AVERAGE																																																																															

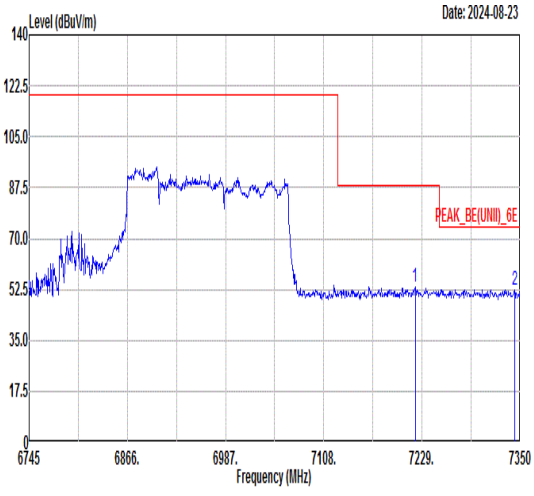
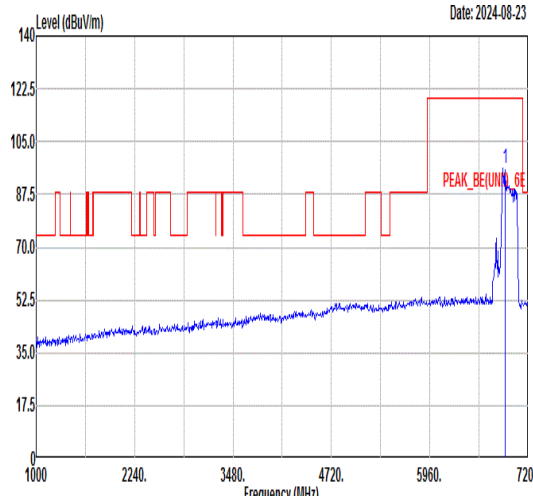
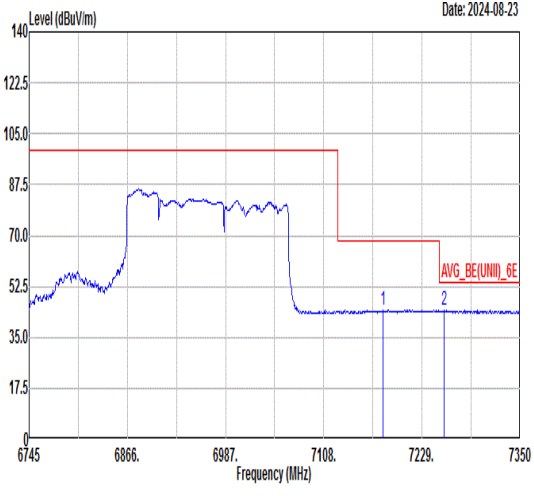
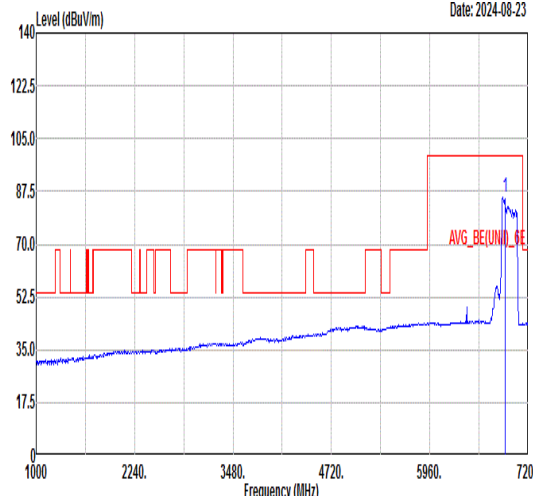


		84																																																																								
Mode	Band Edge																																																																									
	U-NII-5_6.525-6.875_802.11be EHT320_CH31_Puncturing 80M+40M_6105MHz																																																																									
ANT	CDD 0+1																																																																									
Pol.	Horizontal	Fundamental																																																																								
Peak	 <p style="text-align: right;">Date: 2024-08-23</p> <table border="1"> <thead> <tr> <th>Limit</th> <th>Read</th> <th>Ant</th> <th>Cable</th> <th>Preamp</th> <th>APos</th> <th>TPos</th> <th>Remark</th> </tr> <tr> <th>Freq</th> <th>Level</th> <th>Line</th> <th>Margin</th> <th>Level</th> <th>Factor</th> <th>Loss Factor</th> <th></th> </tr> <tr> <th>MHz</th> <th>dBuV/m</th> <th>dBuV/m</th> <th>dB</th> <th>dBuV</th> <th>dB/m</th> <th>dB</th> <th>cm</th> </tr> </thead> <tbody> <tr> <td>1</td> <td>5624.70</td> <td>73.35</td> <td>88.20</td> <td>-14.85</td> <td>60.12</td> <td>36.07</td> <td>9.81</td> <td>32.65</td> <td>400</td> <td>53</td> <td>PEAK</td> </tr> </tbody> </table>	Limit	Read	Ant	Cable	Preamp	APos	TPos	Remark	Freq	Level	Line	Margin	Level	Factor	Loss Factor		MHz	dBuV/m	dBuV/m	dB	dBuV	dB/m	dB	cm	1	5624.70	73.35	88.20	-14.85	60.12	36.07	9.81	32.65	400	53	PEAK	 <p style="text-align: right;">Date: 2024-08-23</p> <table border="1"> <thead> <tr> <th>Limit</th> <th>Read</th> <th>Ant</th> <th>Cable</th> <th>Preamp</th> <th>APos</th> <th>TPos</th> <th>Remark</th> </tr> <tr> <th>Freq</th> <th>Level</th> <th>Line</th> <th>Margin</th> <th>Level</th> <th>Factor</th> <th>Loss Factor</th> <th></th> </tr> <tr> <th>MHz</th> <th>dBuV/m</th> <th>dBuV/m</th> <th>dB</th> <th>dBuV</th> <th>dB/m</th> <th>dB</th> <th>cm</th> </tr> </thead> <tbody> <tr> <td>1</td> <td>6105.00</td> <td>92.15</td> <td>-----</td> <td>-----</td> <td>77.76</td> <td>36.65</td> <td>10.64</td> <td>32.90</td> <td>400</td> <td>53</td> <td>PEAK</td> </tr> </tbody> </table>	Limit	Read	Ant	Cable	Preamp	APos	TPos	Remark	Freq	Level	Line	Margin	Level	Factor	Loss Factor		MHz	dBuV/m	dBuV/m	dB	dBuV	dB/m	dB	cm	1	6105.00	92.15	-----	-----	77.76	36.65	10.64	32.90	400	53	PEAK
	Limit	Read	Ant	Cable	Preamp	APos	TPos	Remark																																																																		
Freq	Level	Line	Margin	Level	Factor	Loss Factor																																																																				
MHz	dBuV/m	dBuV/m	dB	dBuV	dB/m	dB	cm																																																																			
1	5624.70	73.35	88.20	-14.85	60.12	36.07	9.81	32.65	400	53	PEAK																																																															
Limit	Read	Ant	Cable	Preamp	APos	TPos	Remark																																																																			
Freq	Level	Line	Margin	Level	Factor	Loss Factor																																																																				
MHz	dBuV/m	dBuV/m	dB	dBuV	dB/m	dB	cm																																																																			
1	6105.00	92.15	-----	-----	77.76	36.65	10.64	32.90	400	53	PEAK																																																															
Avg	 <p style="text-align: right;">Date: 2024-08-23</p> <table border="1"> <thead> <tr> <th>Limit</th> <th>Read</th> <th>Ant</th> <th>Cable</th> <th>Preamp</th> <th>APos</th> <th>TPos</th> <th>Remark</th> </tr> <tr> <th>Freq</th> <th>Level</th> <th>Line</th> <th>Margin</th> <th>Level</th> <th>Factor</th> <th>Loss Factor</th> <th></th> </tr> <tr> <th>MHz</th> <th>dBuV/m</th> <th>dBuV/m</th> <th>dB</th> <th>dBuV</th> <th>dB/m</th> <th>dB</th> <th>cm</th> </tr> </thead> <tbody> <tr> <td>1</td> <td>5624.70</td> <td>54.95</td> <td>68.20</td> <td>-13.25</td> <td>41.72</td> <td>36.07</td> <td>9.81</td> <td>32.65</td> <td>400</td> <td>53</td> <td>AVERAGE</td> </tr> </tbody> </table>	Limit	Read	Ant	Cable	Preamp	APos	TPos	Remark	Freq	Level	Line	Margin	Level	Factor	Loss Factor		MHz	dBuV/m	dBuV/m	dB	dBuV	dB/m	dB	cm	1	5624.70	54.95	68.20	-13.25	41.72	36.07	9.81	32.65	400	53	AVERAGE	 <p style="text-align: right;">Date: 2024-08-23</p> <table border="1"> <thead> <tr> <th>Limit</th> <th>Read</th> <th>Ant</th> <th>Cable</th> <th>Preamp</th> <th>APos</th> <th>TPos</th> <th>Remark</th> </tr> <tr> <th>Freq</th> <th>Level</th> <th>Line</th> <th>Margin</th> <th>Level</th> <th>Factor</th> <th>Loss Factor</th> <th></th> </tr> <tr> <th>MHz</th> <th>dBuV/m</th> <th>dBuV/m</th> <th>dB</th> <th>dBuV</th> <th>dB/m</th> <th>dB</th> <th>cm</th> </tr> </thead> <tbody> <tr> <td>1</td> <td>6105.00</td> <td>83.27</td> <td>-----</td> <td>-----</td> <td>68.88</td> <td>36.64</td> <td>10.63</td> <td>32.88</td> <td>400</td> <td>53</td> <td>AVERAGE</td> </tr> </tbody> </table>	Limit	Read	Ant	Cable	Preamp	APos	TPos	Remark	Freq	Level	Line	Margin	Level	Factor	Loss Factor		MHz	dBuV/m	dBuV/m	dB	dBuV	dB/m	dB	cm	1	6105.00	83.27	-----	-----	68.88	36.64	10.63	32.88	400	53	AVERAGE
Limit	Read	Ant	Cable	Preamp	APos	TPos	Remark																																																																			
Freq	Level	Line	Margin	Level	Factor	Loss Factor																																																																				
MHz	dBuV/m	dBuV/m	dB	dBuV	dB/m	dB	cm																																																																			
1	5624.70	54.95	68.20	-13.25	41.72	36.07	9.81	32.65	400	53	AVERAGE																																																															
Limit	Read	Ant	Cable	Preamp	APos	TPos	Remark																																																																			
Freq	Level	Line	Margin	Level	Factor	Loss Factor																																																																				
MHz	dBuV/m	dBuV/m	dB	dBuV	dB/m	dB	cm																																																																			
1	6105.00	83.27	-----	-----	68.88	36.64	10.63	32.88	400	53	AVERAGE																																																															



		84																																																																										
Mode	Band Edge																																																																											
	U-NII-5_6.525-6.875_802.11be EHT320_CH31_Puncturing 80M+40M_6105MHz																																																																											
ANT	CDD 0+1																																																																											
Pol.	Vertical	Fundamental																																																																										
Peak	<p style="text-align: right;">Date: 2024-08-23</p> <table border="1"> <thead> <tr> <th>Limit</th> <th>Read</th> <th>Ant</th> <th>Cable</th> <th>Preamp</th> <th>APos</th> <th>TPos</th> <th>Remark</th> </tr> <tr> <th>Freq</th> <th>Level</th> <th>Line</th> <th>Margin</th> <th>Level</th> <th>Factor</th> <th>Loss</th> <th>Factor</th> </tr> <tr> <th>MHz</th> <th>dBuV/m</th> <th>dBuV/m</th> <th>dB</th> <th>dBuV</th> <th>dB/m</th> <th>dB</th> <th>cm</th> <th>deg</th> </tr> </thead> <tbody> <tr> <td>1</td> <td>5623.93</td> <td>73.88</td> <td>88.20</td> <td>-14.32</td> <td>60.65</td> <td>36.07</td> <td>9.81</td> <td>32.65</td> <td>301</td> <td>173</td> <td>PEAK</td> </tr> </tbody> </table>	Limit	Read	Ant	Cable	Preamp	APos	TPos	Remark	Freq	Level	Line	Margin	Level	Factor	Loss	Factor	MHz	dBuV/m	dBuV/m	dB	dBuV	dB/m	dB	cm	deg	1	5623.93	73.88	88.20	-14.32	60.65	36.07	9.81	32.65	301	173	PEAK	<p style="text-align: right;">Date: 2024-08-23</p> <table border="1"> <thead> <tr> <th>Limit</th> <th>Read</th> <th>Ant</th> <th>Cable</th> <th>Preamp</th> <th>APos</th> <th>TPos</th> <th>Remark</th> </tr> <tr> <th>Freq</th> <th>Level</th> <th>Line</th> <th>Margin</th> <th>Level</th> <th>Factor</th> <th>Loss</th> <th>Factor</th> </tr> <tr> <th>MHz</th> <th>dBuV/m</th> <th>dBuV/m</th> <th>dB</th> <th>dBuV</th> <th>dB/m</th> <th>dB</th> <th>cm</th> <th>deg</th> </tr> </thead> <tbody> <tr> <td>1</td> <td>6105.00</td> <td>95.10</td> <td>-----</td> <td>-----</td> <td>80.71</td> <td>36.62</td> <td>10.61</td> <td>32.84</td> <td>301</td> <td>173</td> <td>PEAK</td> </tr> </tbody> </table>	Limit	Read	Ant	Cable	Preamp	APos	TPos	Remark	Freq	Level	Line	Margin	Level	Factor	Loss	Factor	MHz	dBuV/m	dBuV/m	dB	dBuV	dB/m	dB	cm	deg	1	6105.00	95.10	-----	-----	80.71	36.62	10.61	32.84	301	173	PEAK
	Limit	Read	Ant	Cable	Preamp	APos	TPos	Remark																																																																				
Freq	Level	Line	Margin	Level	Factor	Loss	Factor																																																																					
MHz	dBuV/m	dBuV/m	dB	dBuV	dB/m	dB	cm	deg																																																																				
1	5623.93	73.88	88.20	-14.32	60.65	36.07	9.81	32.65	301	173	PEAK																																																																	
Limit	Read	Ant	Cable	Preamp	APos	TPos	Remark																																																																					
Freq	Level	Line	Margin	Level	Factor	Loss	Factor																																																																					
MHz	dBuV/m	dBuV/m	dB	dBuV	dB/m	dB	cm	deg																																																																				
1	6105.00	95.10	-----	-----	80.71	36.62	10.61	32.84	301	173	PEAK																																																																	
Avg	<p style="text-align: right;">Date: 2024-08-23</p> <table border="1"> <thead> <tr> <th>Limit</th> <th>Read</th> <th>Ant</th> <th>Cable</th> <th>Preamp</th> <th>APos</th> <th>TPos</th> <th>Remark</th> </tr> <tr> <th>Freq</th> <th>Level</th> <th>Line</th> <th>Margin</th> <th>Level</th> <th>Factor</th> <th>Loss</th> <th>Factor</th> </tr> <tr> <th>MHz</th> <th>dBuV/m</th> <th>dBuV/m</th> <th>dB</th> <th>dBuV</th> <th>dB/m</th> <th>dB</th> <th>cm</th> <th>deg</th> </tr> </thead> <tbody> <tr> <td>1</td> <td>5624.70</td> <td>59.47</td> <td>68.20</td> <td>-8.73</td> <td>46.24</td> <td>36.07</td> <td>9.81</td> <td>32.65</td> <td>301</td> <td>173</td> <td>AVERAGE</td> </tr> </tbody> </table>	Limit	Read	Ant	Cable	Preamp	APos	TPos	Remark	Freq	Level	Line	Margin	Level	Factor	Loss	Factor	MHz	dBuV/m	dBuV/m	dB	dBuV	dB/m	dB	cm	deg	1	5624.70	59.47	68.20	-8.73	46.24	36.07	9.81	32.65	301	173	AVERAGE	<p style="text-align: right;">Date: 2024-08-23</p> <table border="1"> <thead> <tr> <th>Limit</th> <th>Read</th> <th>Ant</th> <th>Cable</th> <th>Preamp</th> <th>APos</th> <th>TPos</th> <th>Remark</th> </tr> <tr> <th>Freq</th> <th>Level</th> <th>Line</th> <th>Margin</th> <th>Level</th> <th>Factor</th> <th>Loss</th> <th>Factor</th> </tr> <tr> <th>MHz</th> <th>dBuV/m</th> <th>dBuV/m</th> <th>dB</th> <th>dBuV</th> <th>dB/m</th> <th>dB</th> <th>cm</th> <th>deg</th> </tr> </thead> <tbody> <tr> <td>1</td> <td>6105.00</td> <td>85.60</td> <td>-----</td> <td>-----</td> <td>71.21</td> <td>36.62</td> <td>10.61</td> <td>32.84</td> <td>301</td> <td>173</td> <td>AVERAGE</td> </tr> </tbody> </table>	Limit	Read	Ant	Cable	Preamp	APos	TPos	Remark	Freq	Level	Line	Margin	Level	Factor	Loss	Factor	MHz	dBuV/m	dBuV/m	dB	dBuV	dB/m	dB	cm	deg	1	6105.00	85.60	-----	-----	71.21	36.62	10.61	32.84	301	173	AVERAGE
Limit	Read	Ant	Cable	Preamp	APos	TPos	Remark																																																																					
Freq	Level	Line	Margin	Level	Factor	Loss	Factor																																																																					
MHz	dBuV/m	dBuV/m	dB	dBuV	dB/m	dB	cm	deg																																																																				
1	5624.70	59.47	68.20	-8.73	46.24	36.07	9.81	32.65	301	173	AVERAGE																																																																	
Limit	Read	Ant	Cable	Preamp	APos	TPos	Remark																																																																					
Freq	Level	Line	Margin	Level	Factor	Loss	Factor																																																																					
MHz	dBuV/m	dBuV/m	dB	dBuV	dB/m	dB	cm	deg																																																																				
1	6105.00	85.60	-----	-----	71.21	36.62	10.61	32.84	301	173	AVERAGE																																																																	

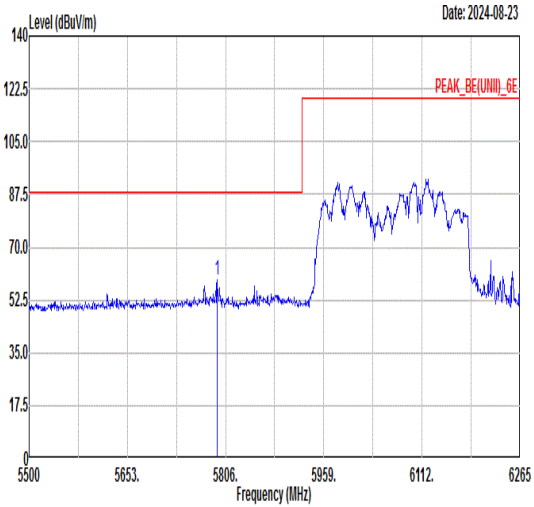
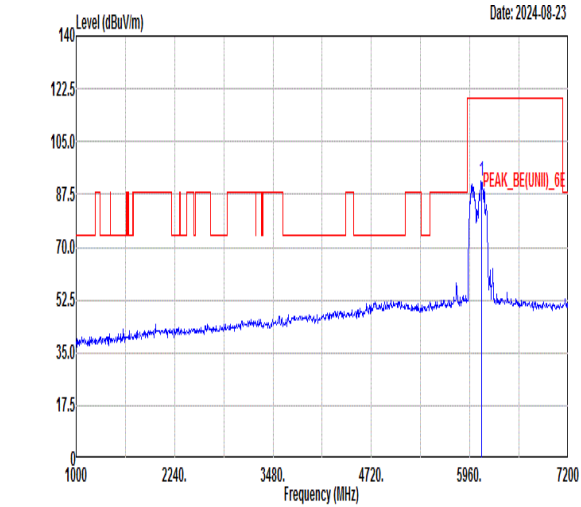
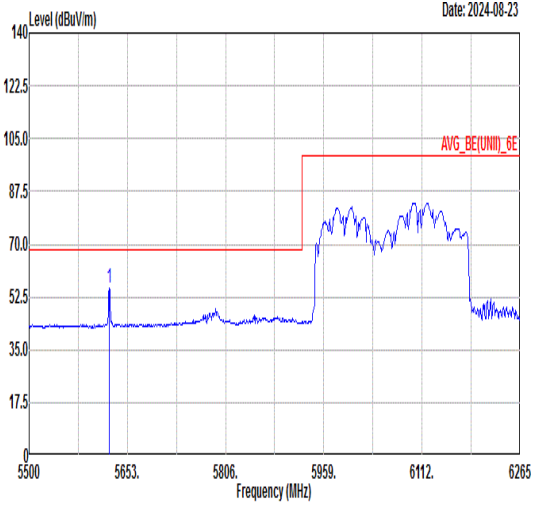
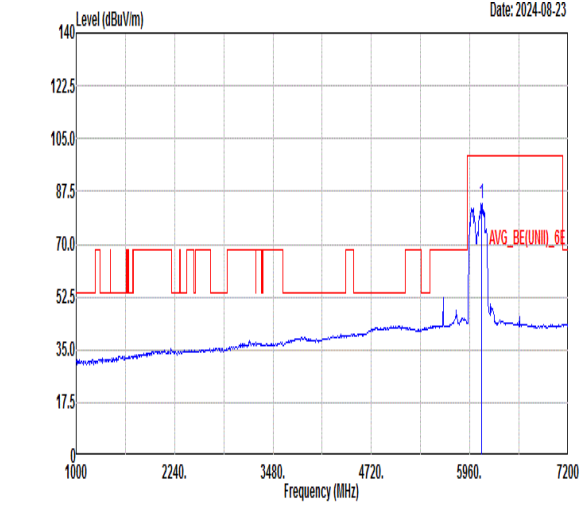


Mode	85																																																																																											
	Band Edge																																																																																											
	U-NII-8_6.875-7.125_802.11be EHT320_CH191_Puncturing 80M+40M_6905MHz																																																																																											
ANT	CDD 0+1																																																																																											
Pol.	Horizontal	Fundamental																																																																																										
Peak	 <p>Date: 2024-08-23</p> <table border="1"> <thead> <tr> <th>Limit</th> <th>Margin</th> <th>Read</th> <th>Ant</th> <th>Cable</th> <th>Preamp</th> <th>Apos</th> <th>TPos</th> <th>Remark</th> </tr> <tr> <th>Freq</th> <th>Level</th> <th>Line</th> <th>(dB)</th> <th>Level</th> <th>Factor</th> <th>Loss</th> <th>Factor</th> <th></th> </tr> <tr> <th>MHz</th> <th>dBuV/m</th> <th>dBuV/m</th> <th>dBuV</th> <th>dB/m</th> <th>dB</th> <th>dB</th> <th>cm</th> <th>deg</th> </tr> </thead> <tbody> <tr> <td>1</td> <td>7220.53</td> <td>53.13</td> <td>88.20</td> <td>-35.07</td> <td>39.65</td> <td>36.91</td> <td>10.18</td> <td>33.61</td> <td>300</td> <td>26</td> <td>PEAK</td> </tr> <tr> <td>2</td> <td>7343.35</td> <td>52.56</td> <td>74.00</td> <td>-21.44</td> <td>39.08</td> <td>36.86</td> <td>10.18</td> <td>33.56</td> <td>300</td> <td>26</td> <td>PEAK</td> </tr> </tbody> </table>	Limit	Margin	Read	Ant	Cable	Preamp	Apos	TPos	Remark	Freq	Level	Line	(dB)	Level	Factor	Loss	Factor		MHz	dBuV/m	dBuV/m	dBuV	dB/m	dB	dB	cm	deg	1	7220.53	53.13	88.20	-35.07	39.65	36.91	10.18	33.61	300	26	PEAK	2	7343.35	52.56	74.00	-21.44	39.08	36.86	10.18	33.56	300	26	PEAK	 <p>Date: 2024-08-23</p> <table border="1"> <thead> <tr> <th>Limit</th> <th>Margin</th> <th>Read</th> <th>Ant</th> <th>Cable</th> <th>Preamp</th> <th>Apos</th> <th>TPos</th> <th>Remark</th> </tr> <tr> <th>Freq</th> <th>Level</th> <th>Line</th> <th>(dB)</th> <th>Level</th> <th>Factor</th> <th>Loss</th> <th>Factor</th> <th></th> </tr> <tr> <th>MHz</th> <th>dBuV/m</th> <th>dBuV/m</th> <th>dBuV</th> <th>dB/m</th> <th>dB</th> <th>dB</th> <th>cm</th> <th>deg</th> </tr> </thead> <tbody> <tr> <td>1</td> <td>6905.00</td> <td>95.92</td> <td>-----</td> <td>-----</td> <td>82.30</td> <td>36.95</td> <td>10.25</td> <td>33.58</td> <td>300</td> <td>26</td> <td>PEAK</td> </tr> </tbody> </table>	Limit	Margin	Read	Ant	Cable	Preamp	Apos	TPos	Remark	Freq	Level	Line	(dB)	Level	Factor	Loss	Factor		MHz	dBuV/m	dBuV/m	dBuV	dB/m	dB	dB	cm	deg	1	6905.00	95.92	-----	-----	82.30	36.95	10.25	33.58	300	26	PEAK
	Limit	Margin	Read	Ant	Cable	Preamp	Apos	TPos	Remark																																																																																			
Freq	Level	Line	(dB)	Level	Factor	Loss	Factor																																																																																					
MHz	dBuV/m	dBuV/m	dBuV	dB/m	dB	dB	cm	deg																																																																																				
1	7220.53	53.13	88.20	-35.07	39.65	36.91	10.18	33.61	300	26	PEAK																																																																																	
2	7343.35	52.56	74.00	-21.44	39.08	36.86	10.18	33.56	300	26	PEAK																																																																																	
Limit	Margin	Read	Ant	Cable	Preamp	Apos	TPos	Remark																																																																																				
Freq	Level	Line	(dB)	Level	Factor	Loss	Factor																																																																																					
MHz	dBuV/m	dBuV/m	dBuV	dB/m	dB	dB	cm	deg																																																																																				
1	6905.00	95.92	-----	-----	82.30	36.95	10.25	33.58	300	26	PEAK																																																																																	
Avg	 <p>Date: 2024-08-23</p> <table border="1"> <thead> <tr> <th>Limit</th> <th>Margin</th> <th>Read</th> <th>Ant</th> <th>Cable</th> <th>Preamp</th> <th>Apos</th> <th>TPos</th> <th>Remark</th> </tr> <tr> <th>Freq</th> <th>Level</th> <th>Line</th> <th>(dB)</th> <th>Level</th> <th>Factor</th> <th>Loss</th> <th>Factor</th> <th></th> </tr> <tr> <th>MHz</th> <th>dBuV/m</th> <th>dBuV/m</th> <th>dBuV</th> <th>dB/m</th> <th>dB</th> <th>dB</th> <th>cm</th> <th>deg</th> </tr> </thead> <tbody> <tr> <td>1</td> <td>7181.21</td> <td>44.56</td> <td>68.20</td> <td>-23.64</td> <td>31.08</td> <td>36.93</td> <td>10.18</td> <td>33.63</td> <td>300</td> <td>26</td> <td>AVERAGE</td> </tr> <tr> <td>2</td> <td>7256.23</td> <td>44.26</td> <td>54.00</td> <td>-9.74</td> <td>30.78</td> <td>36.90</td> <td>10.18</td> <td>33.60</td> <td>300</td> <td>26</td> <td>AVERAGE</td> </tr> </tbody> </table>	Limit	Margin	Read	Ant	Cable	Preamp	Apos	TPos	Remark	Freq	Level	Line	(dB)	Level	Factor	Loss	Factor		MHz	dBuV/m	dBuV/m	dBuV	dB/m	dB	dB	cm	deg	1	7181.21	44.56	68.20	-23.64	31.08	36.93	10.18	33.63	300	26	AVERAGE	2	7256.23	44.26	54.00	-9.74	30.78	36.90	10.18	33.60	300	26	AVERAGE	 <p>Date: 2024-08-23</p> <table border="1"> <thead> <tr> <th>Limit</th> <th>Margin</th> <th>Read</th> <th>Ant</th> <th>Cable</th> <th>Preamp</th> <th>Apos</th> <th>TPos</th> <th>Remark</th> </tr> <tr> <th>Freq</th> <th>Level</th> <th>Line</th> <th>(dB)</th> <th>Level</th> <th>Factor</th> <th>Loss</th> <th>Factor</th> <th></th> </tr> <tr> <th>MHz</th> <th>dBuV/m</th> <th>dBuV/m</th> <th>dBuV</th> <th>dB/m</th> <th>dB</th> <th>dB</th> <th>cm</th> <th>deg</th> </tr> </thead> <tbody> <tr> <td>1</td> <td>6905.00</td> <td>85.79</td> <td>-----</td> <td>-----</td> <td>72.17</td> <td>36.95</td> <td>10.25</td> <td>33.58</td> <td>300</td> <td>26</td> <td>AVERAGE</td> </tr> </tbody> </table>	Limit	Margin	Read	Ant	Cable	Preamp	Apos	TPos	Remark	Freq	Level	Line	(dB)	Level	Factor	Loss	Factor		MHz	dBuV/m	dBuV/m	dBuV	dB/m	dB	dB	cm	deg	1	6905.00	85.79	-----	-----	72.17	36.95	10.25	33.58	300	26	AVERAGE
Limit	Margin	Read	Ant	Cable	Preamp	Apos	TPos	Remark																																																																																				
Freq	Level	Line	(dB)	Level	Factor	Loss	Factor																																																																																					
MHz	dBuV/m	dBuV/m	dBuV	dB/m	dB	dB	cm	deg																																																																																				
1	7181.21	44.56	68.20	-23.64	31.08	36.93	10.18	33.63	300	26	AVERAGE																																																																																	
2	7256.23	44.26	54.00	-9.74	30.78	36.90	10.18	33.60	300	26	AVERAGE																																																																																	
Limit	Margin	Read	Ant	Cable	Preamp	Apos	TPos	Remark																																																																																				
Freq	Level	Line	(dB)	Level	Factor	Loss	Factor																																																																																					
MHz	dBuV/m	dBuV/m	dBuV	dB/m	dB	dB	cm	deg																																																																																				
1	6905.00	85.79	-----	-----	72.17	36.95	10.25	33.58	300	26	AVERAGE																																																																																	

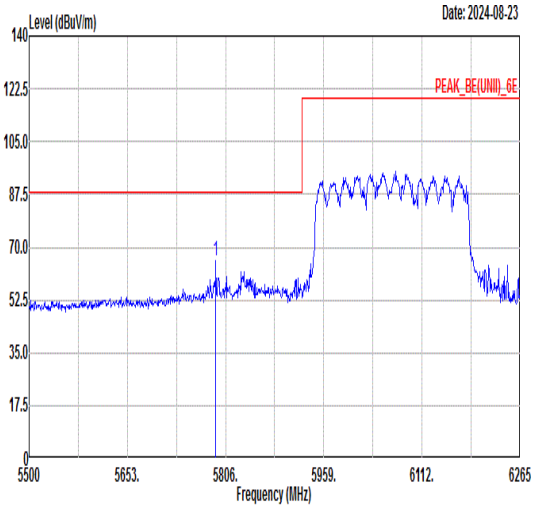
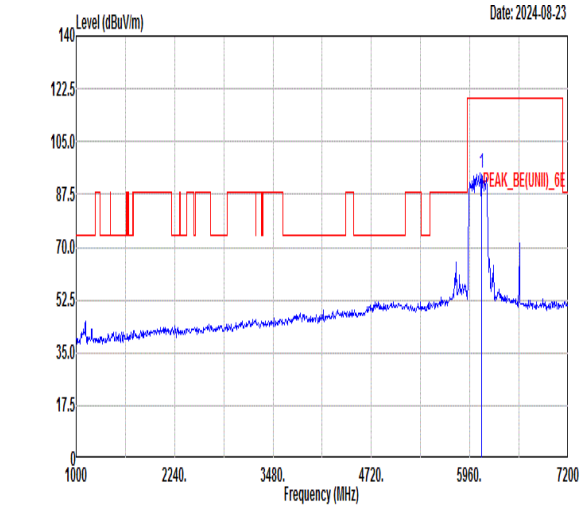
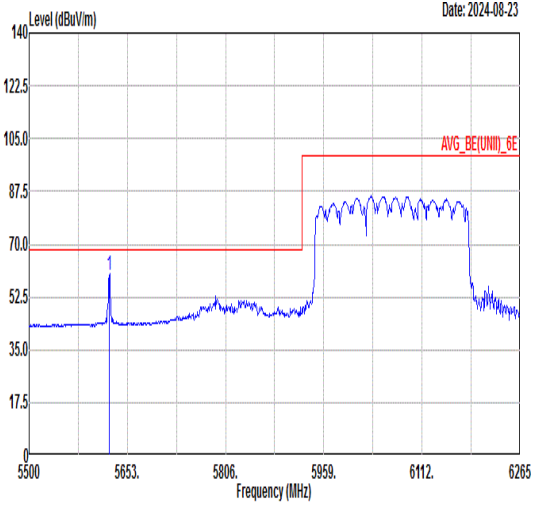
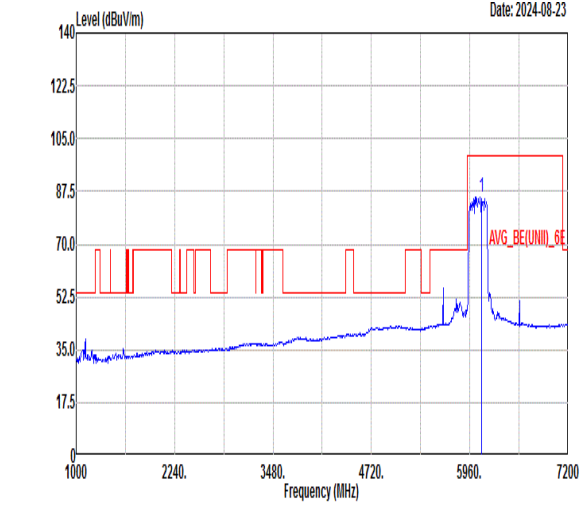


Mode	85																																																																																													
	Band Edge																																																																																													
	U-NII-8_6.875-7.125_802.11be EHT320_CH191_Puncturing 80M+40M_6905MHz																																																																																													
ANT	CDD 0+1																																																																																													
Pol.	Vertical	Fundamental																																																																																												
Peak	<p>Date: 2024-08-23</p> <table border="1"> <thead> <tr> <th>Limit</th> <th>Margin</th> <th>Read</th> <th>Ant</th> <th>Cable</th> <th>Preamp</th> <th>APos</th> <th>TPos</th> <th>Remark</th> </tr> <tr> <th>Freq</th> <th>Level</th> <th>Line</th> <th>(dB)</th> <th>Level</th> <th>Factor</th> <th>Loss</th> <th>Factor</th> <th></th> </tr> <tr> <th>MHz</th> <th>dBuV/m</th> <th>dBuV/m</th> <th>dB</th> <th>dBuV</th> <th>dB/m</th> <th>dB</th> <th>dB</th> <th>cm</th> <th>deg</th> </tr> </thead> <tbody> <tr> <td>1</td> <td>7141.88</td> <td>53.28</td> <td>88.20</td> <td>-34.92</td> <td>39.79</td> <td>36.94</td> <td>10.19</td> <td>33.64</td> <td>304</td> <td>360</td> <td>PEAK</td> </tr> <tr> <td>2</td> <td>7299.18</td> <td>53.22</td> <td>74.00</td> <td>-20.78</td> <td>39.74</td> <td>36.88</td> <td>10.18</td> <td>33.58</td> <td>304</td> <td>360</td> <td>PEAK</td> </tr> </tbody> </table>	Limit	Margin	Read	Ant	Cable	Preamp	APos	TPos	Remark	Freq	Level	Line	(dB)	Level	Factor	Loss	Factor		MHz	dBuV/m	dBuV/m	dB	dBuV	dB/m	dB	dB	cm	deg	1	7141.88	53.28	88.20	-34.92	39.79	36.94	10.19	33.64	304	360	PEAK	2	7299.18	53.22	74.00	-20.78	39.74	36.88	10.18	33.58	304	360	PEAK	<p>Date: 2024-08-23</p> <table border="1"> <thead> <tr> <th>Limit</th> <th>Margin</th> <th>Read</th> <th>Ant</th> <th>Cable</th> <th>Preamp</th> <th>APos</th> <th>TPos</th> <th>Remark</th> </tr> <tr> <th>Freq</th> <th>Level</th> <th>Line</th> <th>(dB)</th> <th>Level</th> <th>Factor</th> <th>Loss</th> <th>Factor</th> <th></th> </tr> <tr> <th>MHz</th> <th>dBuV/m</th> <th>dBuV/m</th> <th>dB</th> <th>dBuV</th> <th>dB/m</th> <th>dB</th> <th>dB</th> <th>cm</th> <th>deg</th> </tr> </thead> <tbody> <tr> <td>1</td> <td>6905.00</td> <td>94.83</td> <td>-----</td> <td>-----</td> <td>81.20</td> <td>36.95</td> <td>10.25</td> <td>33.57</td> <td>304</td> <td>360</td> <td>PEAK</td> </tr> </tbody> </table>	Limit	Margin	Read	Ant	Cable	Preamp	APos	TPos	Remark	Freq	Level	Line	(dB)	Level	Factor	Loss	Factor		MHz	dBuV/m	dBuV/m	dB	dBuV	dB/m	dB	dB	cm	deg	1	6905.00	94.83	-----	-----	81.20	36.95	10.25	33.57	304	360	PEAK
	Limit	Margin	Read	Ant	Cable	Preamp	APos	TPos	Remark																																																																																					
Freq	Level	Line	(dB)	Level	Factor	Loss	Factor																																																																																							
MHz	dBuV/m	dBuV/m	dB	dBuV	dB/m	dB	dB	cm	deg																																																																																					
1	7141.88	53.28	88.20	-34.92	39.79	36.94	10.19	33.64	304	360	PEAK																																																																																			
2	7299.18	53.22	74.00	-20.78	39.74	36.88	10.18	33.58	304	360	PEAK																																																																																			
Limit	Margin	Read	Ant	Cable	Preamp	APos	TPos	Remark																																																																																						
Freq	Level	Line	(dB)	Level	Factor	Loss	Factor																																																																																							
MHz	dBuV/m	dBuV/m	dB	dBuV	dB/m	dB	dB	cm	deg																																																																																					
1	6905.00	94.83	-----	-----	81.20	36.95	10.25	33.57	304	360	PEAK																																																																																			
Avg	<p>Date: 2024-08-23</p> <table border="1"> <thead> <tr> <th>Limit</th> <th>Margin</th> <th>Read</th> <th>Ant</th> <th>Cable</th> <th>Preamp</th> <th>APos</th> <th>TPos</th> <th>Remark</th> </tr> <tr> <th>Freq</th> <th>Level</th> <th>Line</th> <th>(dB)</th> <th>Level</th> <th>Factor</th> <th>Loss</th> <th>Factor</th> <th></th> </tr> <tr> <th>MHz</th> <th>dBuV/m</th> <th>dBuV/m</th> <th>dB</th> <th>dBuV</th> <th>dB/m</th> <th>dB</th> <th>dB</th> <th>cm</th> <th>deg</th> </tr> </thead> <tbody> <tr> <td>1</td> <td>7161.24</td> <td>44.40</td> <td>68.20</td> <td>-23.80</td> <td>30.91</td> <td>36.94</td> <td>10.19</td> <td>33.64</td> <td>304</td> <td>360</td> <td>AVERAGE</td> </tr> <tr> <td>2</td> <td>7320.96</td> <td>44.23</td> <td>54.00</td> <td>-9.77</td> <td>30.75</td> <td>36.87</td> <td>10.18</td> <td>33.57</td> <td>304</td> <td>360</td> <td>AVERAGE</td> </tr> </tbody> </table>	Limit	Margin	Read	Ant	Cable	Preamp	APos	TPos	Remark	Freq	Level	Line	(dB)	Level	Factor	Loss	Factor		MHz	dBuV/m	dBuV/m	dB	dBuV	dB/m	dB	dB	cm	deg	1	7161.24	44.40	68.20	-23.80	30.91	36.94	10.19	33.64	304	360	AVERAGE	2	7320.96	44.23	54.00	-9.77	30.75	36.87	10.18	33.57	304	360	AVERAGE	<p>Date: 2024-08-23</p> <table border="1"> <thead> <tr> <th>Limit</th> <th>Margin</th> <th>Read</th> <th>Ant</th> <th>Cable</th> <th>Preamp</th> <th>APos</th> <th>TPos</th> <th>Remark</th> </tr> <tr> <th>Freq</th> <th>Level</th> <th>Line</th> <th>(dB)</th> <th>Level</th> <th>Factor</th> <th>Loss</th> <th>Factor</th> <th></th> </tr> <tr> <th>MHz</th> <th>dBuV/m</th> <th>dBuV/m</th> <th>dB</th> <th>dBuV</th> <th>dB/m</th> <th>dB</th> <th>dB</th> <th>cm</th> <th>deg</th> </tr> </thead> <tbody> <tr> <td>1</td> <td>6905.00</td> <td>85.05</td> <td>-----</td> <td>-----</td> <td>71.42</td> <td>36.95</td> <td>10.25</td> <td>33.57</td> <td>304</td> <td>360</td> <td>AVERAGE</td> </tr> </tbody> </table>	Limit	Margin	Read	Ant	Cable	Preamp	APos	TPos	Remark	Freq	Level	Line	(dB)	Level	Factor	Loss	Factor		MHz	dBuV/m	dBuV/m	dB	dBuV	dB/m	dB	dB	cm	deg	1	6905.00	85.05	-----	-----	71.42	36.95	10.25	33.57	304	360	AVERAGE
Limit	Margin	Read	Ant	Cable	Preamp	APos	TPos	Remark																																																																																						
Freq	Level	Line	(dB)	Level	Factor	Loss	Factor																																																																																							
MHz	dBuV/m	dBuV/m	dB	dBuV	dB/m	dB	dB	cm	deg																																																																																					
1	7161.24	44.40	68.20	-23.80	30.91	36.94	10.19	33.64	304	360	AVERAGE																																																																																			
2	7320.96	44.23	54.00	-9.77	30.75	36.87	10.18	33.57	304	360	AVERAGE																																																																																			
Limit	Margin	Read	Ant	Cable	Preamp	APos	TPos	Remark																																																																																						
Freq	Level	Line	(dB)	Level	Factor	Loss	Factor																																																																																							
MHz	dBuV/m	dBuV/m	dB	dBuV	dB/m	dB	dB	cm	deg																																																																																					
1	6905.00	85.05	-----	-----	71.42	36.95	10.25	33.57	304	360	AVERAGE																																																																																			

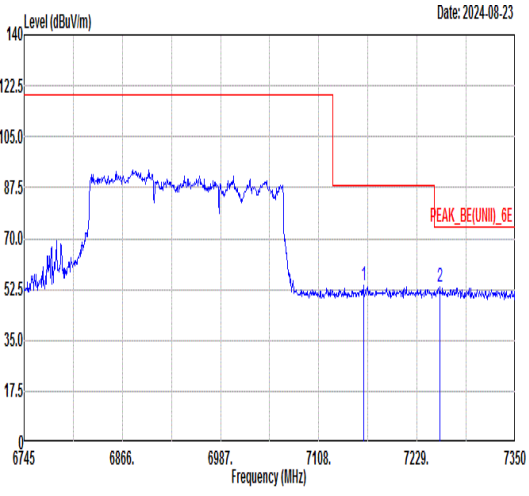
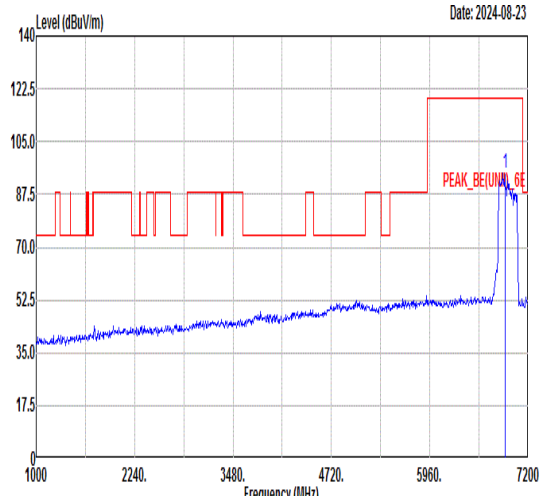
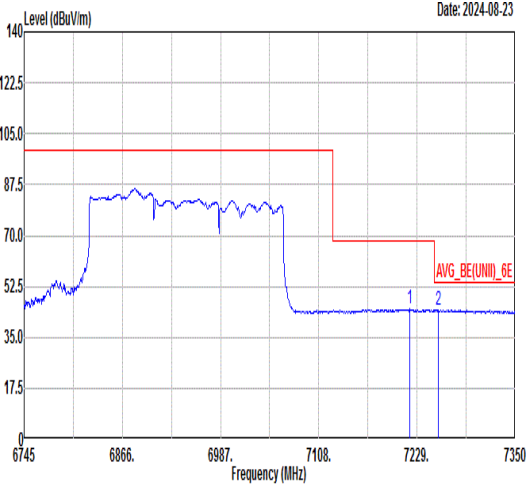
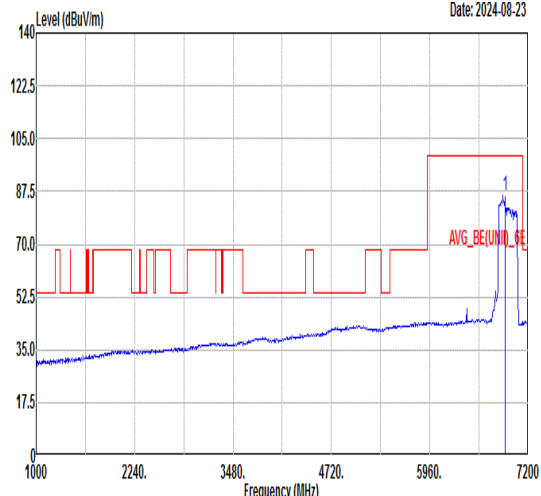


86																																					
Mode	Band Edge																																				
	U-NII-5_6.525-6.875_802.11be EHT320_CH31_Puncturing 80M_6105MHz																																				
ANT	CDD 0+1																																				
Pol.	Horizontal																																				
Peak	 <p style="text-align: right;">Date: 2024-08-23</p> <table border="1"> <thead> <tr> <th>Limit</th> <th>Read</th> <th>Ant</th> <th>Cable</th> <th>Preamp</th> <th>APos</th> <th>TPos</th> <th>Remark</th> </tr> <tr> <th>Freq</th> <th>Level</th> <th>Line</th> <th>Margin</th> <th>Level</th> <th>Factor</th> <th>Loss</th> <th>Factor</th> </tr> <tr> <th>MHz</th> <th>dBuV/m</th> <th>dBuV/m</th> <th>dB</th> <th>dBuV</th> <th>dB/m</th> <th>dB</th> <th>cm</th> </tr> </thead> <tbody> <tr> <td>1</td> <td>5793.00</td> <td>59.03</td> <td>88.20</td> <td>-29.17</td> <td>45.28</td> <td>36.31</td> <td>10.16</td> <td>32.72</td> <td>400</td> <td>126</td> <td>PEAK</td> </tr> </tbody> </table>	Limit	Read	Ant	Cable	Preamp	APos	TPos	Remark	Freq	Level	Line	Margin	Level	Factor	Loss	Factor	MHz	dBuV/m	dBuV/m	dB	dBuV	dB/m	dB	cm	1	5793.00	59.03	88.20	-29.17	45.28	36.31	10.16	32.72	400	126	PEAK
	Limit	Read	Ant	Cable	Preamp	APos	TPos	Remark																													
Freq	Level	Line	Margin	Level	Factor	Loss	Factor																														
MHz	dBuV/m	dBuV/m	dB	dBuV	dB/m	dB	cm																														
1	5793.00	59.03	88.20	-29.17	45.28	36.31	10.16	32.72	400	126	PEAK																										
 <p style="text-align: right;">Date: 2024-08-23</p> <table border="1"> <thead> <tr> <th>Limit</th> <th>Read</th> <th>Ant</th> <th>Cable</th> <th>Preamp</th> <th>APos</th> <th>TPos</th> <th>Remark</th> </tr> <tr> <th>Freq</th> <th>Level</th> <th>Line</th> <th>Margin</th> <th>Level</th> <th>Factor</th> <th>Loss</th> <th>Factor</th> </tr> <tr> <th>MHz</th> <th>dBuV/m</th> <th>dBuV/m</th> <th>dB</th> <th>dBuV</th> <th>dB/m</th> <th>dB</th> <th>cm</th> </tr> </thead> <tbody> <tr> <td>1</td> <td>6105.00</td> <td>92.09</td> <td>-----</td> <td>-----</td> <td>77.71</td> <td>36.64</td> <td>10.62</td> <td>32.88</td> <td>400</td> <td>126</td> <td>PEAK</td> </tr> </tbody> </table>	Limit	Read	Ant	Cable	Preamp	APos	TPos	Remark	Freq	Level	Line	Margin	Level	Factor	Loss	Factor	MHz	dBuV/m	dBuV/m	dB	dBuV	dB/m	dB	cm	1	6105.00	92.09	-----	-----	77.71	36.64	10.62	32.88	400	126	PEAK	
Limit	Read	Ant	Cable	Preamp	APos	TPos	Remark																														
Freq	Level	Line	Margin	Level	Factor	Loss	Factor																														
MHz	dBuV/m	dBuV/m	dB	dBuV	dB/m	dB	cm																														
1	6105.00	92.09	-----	-----	77.71	36.64	10.62	32.88	400	126	PEAK																										
Avg	 <p style="text-align: right;">Date: 2024-08-23</p> <table border="1"> <thead> <tr> <th>Limit</th> <th>Read</th> <th>Ant</th> <th>Cable</th> <th>Preamp</th> <th>APos</th> <th>TPos</th> <th>Remark</th> </tr> <tr> <th>Freq</th> <th>Level</th> <th>Line</th> <th>Margin</th> <th>Level</th> <th>Factor</th> <th>Loss</th> <th>Factor</th> </tr> <tr> <th>MHz</th> <th>dBuV/m</th> <th>dBuV/m</th> <th>dB</th> <th>dBuV</th> <th>dB/m</th> <th>dB</th> <th>cm</th> </tr> </thead> <tbody> <tr> <td>1</td> <td>5624.70</td> <td>55.38</td> <td>68.20</td> <td>-12.82</td> <td>42.15</td> <td>36.07</td> <td>9.81</td> <td>32.65</td> <td>400</td> <td>126</td> <td>AVERAGE</td> </tr> </tbody> </table>	Limit	Read	Ant	Cable	Preamp	APos	TPos	Remark	Freq	Level	Line	Margin	Level	Factor	Loss	Factor	MHz	dBuV/m	dBuV/m	dB	dBuV	dB/m	dB	cm	1	5624.70	55.38	68.20	-12.82	42.15	36.07	9.81	32.65	400	126	AVERAGE
	Limit	Read	Ant	Cable	Preamp	APos	TPos	Remark																													
Freq	Level	Line	Margin	Level	Factor	Loss	Factor																														
MHz	dBuV/m	dBuV/m	dB	dBuV	dB/m	dB	cm																														
1	5624.70	55.38	68.20	-12.82	42.15	36.07	9.81	32.65	400	126	AVERAGE																										
 <p style="text-align: right;">Date: 2024-08-23</p> <table border="1"> <thead> <tr> <th>Limit</th> <th>Read</th> <th>Ant</th> <th>Cable</th> <th>Preamp</th> <th>APos</th> <th>TPos</th> <th>Remark</th> </tr> <tr> <th>Freq</th> <th>Level</th> <th>Line</th> <th>Margin</th> <th>Level</th> <th>Factor</th> <th>Loss</th> <th>Factor</th> </tr> <tr> <th>MHz</th> <th>dBuV/m</th> <th>dBuV/m</th> <th>dB</th> <th>dBuV</th> <th>dB/m</th> <th>dB</th> <th>cm</th> </tr> </thead> <tbody> <tr> <td>1</td> <td>6105.00</td> <td>83.69</td> <td>-----</td> <td>-----</td> <td>69.30</td> <td>36.64</td> <td>10.63</td> <td>32.88</td> <td>400</td> <td>126</td> <td>AVERAGE</td> </tr> </tbody> </table>	Limit	Read	Ant	Cable	Preamp	APos	TPos	Remark	Freq	Level	Line	Margin	Level	Factor	Loss	Factor	MHz	dBuV/m	dBuV/m	dB	dBuV	dB/m	dB	cm	1	6105.00	83.69	-----	-----	69.30	36.64	10.63	32.88	400	126	AVERAGE	
Limit	Read	Ant	Cable	Preamp	APos	TPos	Remark																														
Freq	Level	Line	Margin	Level	Factor	Loss	Factor																														
MHz	dBuV/m	dBuV/m	dB	dBuV	dB/m	dB	cm																														
1	6105.00	83.69	-----	-----	69.30	36.64	10.63	32.88	400	126	AVERAGE																										



		86																																																																																								
Mode		Band Edge																																																																																								
		U-NII-5_6.525-6.875_802.11be EHT320_CH31_Puncturing 80M_6105MHz																																																																																								
ANT		CDD 0+1																																																																																								
Pol.		Vertical	Fundamental																																																																																							
Peak	 <p style="text-align: right;">Date: 2024-08-23</p> <table border="1"> <thead> <tr> <th>Limit</th> <th>Read</th> <th>Ant</th> <th>Cable</th> <th>Preamp</th> <th>APos</th> <th>TPos</th> <th>Remark</th> </tr> <tr> <th>Freq</th> <th>Level</th> <th>Line</th> <th>Margin</th> <th>Level</th> <th>Factor</th> <th>Loss</th> <th>Factor</th> </tr> <tr> <th>MHz</th> <th>dBuV/m</th> <th>dBuV/m</th> <th>dB</th> <th>dBuV</th> <th>dB/m</th> <th>dB</th> <th>cm</th> </tr> <tr> <th>deg</th> <th colspan="7"></th> </tr> </thead> <tbody> <tr> <td>1</td> <td>5790.70</td> <td>65.37</td> <td>88.20</td> <td>-22.83</td> <td>51.62</td> <td>36.31</td> <td>10.16</td> <td>32.72</td> <td>300</td> <td>172</td> <td>PEAK</td> </tr> </tbody> </table>	Limit	Read	Ant	Cable	Preamp	APos	TPos	Remark	Freq	Level	Line	Margin	Level	Factor	Loss	Factor	MHz	dBuV/m	dBuV/m	dB	dBuV	dB/m	dB	cm	deg								1	5790.70	65.37	88.20	-22.83	51.62	36.31	10.16	32.72	300	172	PEAK	 <p style="text-align: right;">Date: 2024-08-23</p> <table border="1"> <thead> <tr> <th>Limit</th> <th>Read</th> <th>Ant</th> <th>Cable</th> <th>Preamp</th> <th>APos</th> <th>TPos</th> <th>Remark</th> </tr> <tr> <th>Freq</th> <th>Level</th> <th>Line</th> <th>Margin</th> <th>Level</th> <th>Factor</th> <th>Loss</th> <th>Factor</th> </tr> <tr> <th>MHz</th> <th>dBuV/m</th> <th>dBuV/m</th> <th>dB</th> <th>dBuV</th> <th>dB/m</th> <th>dB</th> <th>cm</th> </tr> <tr> <th>deg</th> <th colspan="7"></th> </tr> </thead> <tbody> <tr> <td>1</td> <td>6105.00</td> <td>94.45</td> <td>-----</td> <td>-----</td> <td>80.06</td> <td>36.64</td> <td>10.62</td> <td>32.87</td> <td>300</td> <td>172</td> <td>PEAK</td> </tr> </tbody> </table>	Limit	Read	Ant	Cable	Preamp	APos	TPos	Remark	Freq	Level	Line	Margin	Level	Factor	Loss	Factor	MHz	dBuV/m	dBuV/m	dB	dBuV	dB/m	dB	cm	deg								1	6105.00	94.45	-----	-----	80.06	36.64	10.62	32.87	300	172	PEAK
	Limit	Read	Ant	Cable	Preamp	APos	TPos	Remark																																																																																		
Freq	Level	Line	Margin	Level	Factor	Loss	Factor																																																																																			
MHz	dBuV/m	dBuV/m	dB	dBuV	dB/m	dB	cm																																																																																			
deg																																																																																										
1	5790.70	65.37	88.20	-22.83	51.62	36.31	10.16	32.72	300	172	PEAK																																																																															
Limit	Read	Ant	Cable	Preamp	APos	TPos	Remark																																																																																			
Freq	Level	Line	Margin	Level	Factor	Loss	Factor																																																																																			
MHz	dBuV/m	dBuV/m	dB	dBuV	dB/m	dB	cm																																																																																			
deg																																																																																										
1	6105.00	94.45	-----	-----	80.06	36.64	10.62	32.87	300	172	PEAK																																																																															
Avg	 <p style="text-align: right;">Date: 2024-08-23</p> <table border="1"> <thead> <tr> <th>Limit</th> <th>Read</th> <th>Ant</th> <th>Cable</th> <th>Preamp</th> <th>APos</th> <th>TPos</th> <th>Remark</th> </tr> <tr> <th>Freq</th> <th>Level</th> <th>Line</th> <th>Margin</th> <th>Level</th> <th>Factor</th> <th>Loss</th> <th>Factor</th> </tr> <tr> <th>MHz</th> <th>dBuV/m</th> <th>dBuV/m</th> <th>dB</th> <th>dBuV</th> <th>dB/m</th> <th>dB</th> <th>cm</th> </tr> <tr> <th>deg</th> <th colspan="7"></th> </tr> </thead> <tbody> <tr> <td>1</td> <td>5624.70</td> <td>59.85</td> <td>68.20</td> <td>-8.35</td> <td>46.62</td> <td>36.07</td> <td>9.81</td> <td>32.65</td> <td>300</td> <td>172</td> <td>AVERAGE</td> </tr> </tbody> </table>	Limit	Read	Ant	Cable	Preamp	APos	TPos	Remark	Freq	Level	Line	Margin	Level	Factor	Loss	Factor	MHz	dBuV/m	dBuV/m	dB	dBuV	dB/m	dB	cm	deg								1	5624.70	59.85	68.20	-8.35	46.62	36.07	9.81	32.65	300	172	AVERAGE	 <p style="text-align: right;">Date: 2024-08-23</p> <table border="1"> <thead> <tr> <th>Limit</th> <th>Read</th> <th>Ant</th> <th>Cable</th> <th>Preamp</th> <th>APos</th> <th>TPos</th> <th>Remark</th> </tr> <tr> <th>Freq</th> <th>Level</th> <th>Line</th> <th>Margin</th> <th>Level</th> <th>Factor</th> <th>Loss</th> <th>Factor</th> </tr> <tr> <th>MHz</th> <th>dBuV/m</th> <th>dBuV/m</th> <th>dB</th> <th>dBuV</th> <th>dB/m</th> <th>dB</th> <th>cm</th> </tr> <tr> <th>deg</th> <th colspan="7"></th> </tr> </thead> <tbody> <tr> <td>1</td> <td>6105.00</td> <td>85.76</td> <td>-----</td> <td>-----</td> <td>71.38</td> <td>36.61</td> <td>10.60</td> <td>32.83</td> <td>300</td> <td>172</td> <td>AVERAGE</td> </tr> </tbody> </table>	Limit	Read	Ant	Cable	Preamp	APos	TPos	Remark	Freq	Level	Line	Margin	Level	Factor	Loss	Factor	MHz	dBuV/m	dBuV/m	dB	dBuV	dB/m	dB	cm	deg								1	6105.00	85.76	-----	-----	71.38	36.61	10.60	32.83	300	172	AVERAGE
Limit	Read	Ant	Cable	Preamp	APos	TPos	Remark																																																																																			
Freq	Level	Line	Margin	Level	Factor	Loss	Factor																																																																																			
MHz	dBuV/m	dBuV/m	dB	dBuV	dB/m	dB	cm																																																																																			
deg																																																																																										
1	5624.70	59.85	68.20	-8.35	46.62	36.07	9.81	32.65	300	172	AVERAGE																																																																															
Limit	Read	Ant	Cable	Preamp	APos	TPos	Remark																																																																																			
Freq	Level	Line	Margin	Level	Factor	Loss	Factor																																																																																			
MHz	dBuV/m	dBuV/m	dB	dBuV	dB/m	dB	cm																																																																																			
deg																																																																																										
1	6105.00	85.76	-----	-----	71.38	36.61	10.60	32.83	300	172	AVERAGE																																																																															

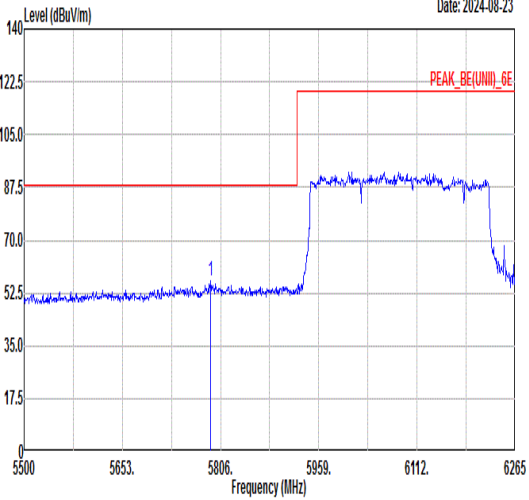
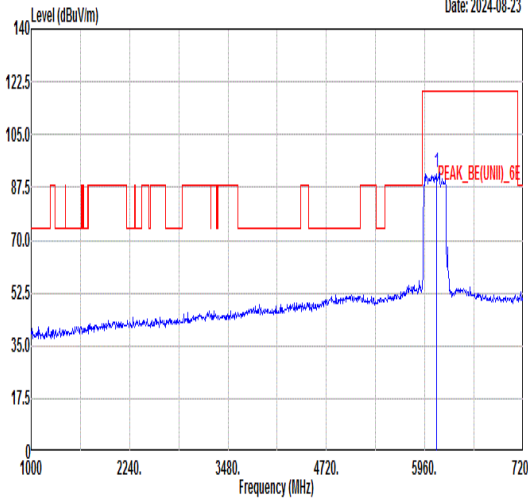
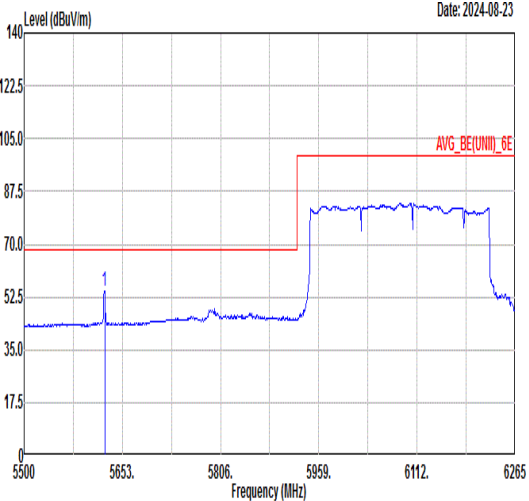
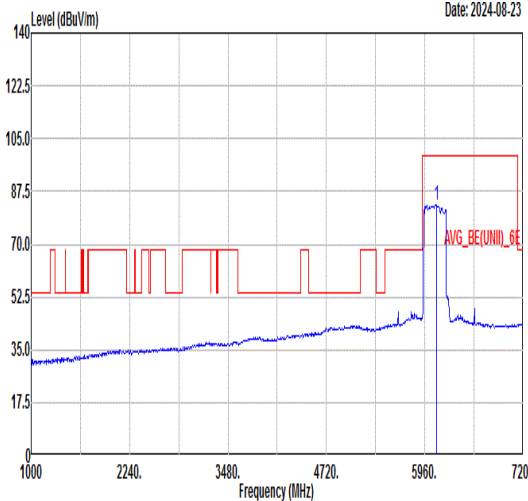


		87																																																																																										
Mode	Band Edge																																																																																											
	U-NII-8_6.875-7.125_802.11be EHT320_CH191_Puncturing 80M_6905MHz																																																																																											
ANT	CDD 0+1																																																																																											
Pol.	Horizontal	Fundamental																																																																																										
Peak	 <p style="text-align: right;">Date: 2024-08-23</p> <table border="1"> <thead> <tr> <th>Limit</th> <th>Margin</th> <th>Read</th> <th>Ant</th> <th>Cable</th> <th>Preamp</th> <th>APos</th> <th>TPos</th> <th></th> </tr> <tr> <th>Freq</th> <th>Level</th> <th>Line</th> <th>Level</th> <th>Factor</th> <th>Loss Factor</th> <th></th> <th></th> <th>Remark</th> </tr> <tr> <th>MHz</th> <th>dBuV/m</th> <th>dBuV/m</th> <th>dBuV</th> <th>dB/m</th> <th>dB</th> <th>dB</th> <th>cm</th> <th>deg</th> </tr> </thead> <tbody> <tr> <td>1</td> <td>7163.06</td> <td>53.67</td> <td>88.20</td> <td>-34.53</td> <td>40.18</td> <td>36.93</td> <td>10.19</td> <td>33.63</td> <td>300</td> <td>18</td> <td>PEAK</td> </tr> <tr> <td>2</td> <td>7257.44</td> <td>53.52</td> <td>74.00</td> <td>-20.48</td> <td>40.04</td> <td>36.90</td> <td>10.18</td> <td>33.60</td> <td>300</td> <td>18</td> <td>PEAK</td> </tr> </tbody> </table>	Limit	Margin	Read	Ant	Cable	Preamp	APos	TPos		Freq	Level	Line	Level	Factor	Loss Factor			Remark	MHz	dBuV/m	dBuV/m	dBuV	dB/m	dB	dB	cm	deg	1	7163.06	53.67	88.20	-34.53	40.18	36.93	10.19	33.63	300	18	PEAK	2	7257.44	53.52	74.00	-20.48	40.04	36.90	10.18	33.60	300	18	PEAK	 <p style="text-align: right;">Date: 2024-08-23</p> <table border="1"> <thead> <tr> <th>Limit</th> <th>Margin</th> <th>Read</th> <th>Ant</th> <th>Cable</th> <th>Preamp</th> <th>APos</th> <th>TPos</th> <th></th> </tr> <tr> <th>Freq</th> <th>Level</th> <th>Line</th> <th>Level</th> <th>Factor</th> <th>Loss Factor</th> <th></th> <th></th> <th>Remark</th> </tr> <tr> <th>MHz</th> <th>dBuV/m</th> <th>dBuV/m</th> <th>dBuV</th> <th>dB/m</th> <th>dB</th> <th>dB</th> <th>cm</th> <th>deg</th> </tr> </thead> <tbody> <tr> <td>1</td> <td>6905.00</td> <td>94.31</td> <td>-----</td> <td>-----</td> <td>80.69</td> <td>36.95</td> <td>10.25</td> <td>33.58</td> <td>300</td> <td>18</td> <td>PEAK</td> </tr> </tbody> </table>	Limit	Margin	Read	Ant	Cable	Preamp	APos	TPos		Freq	Level	Line	Level	Factor	Loss Factor			Remark	MHz	dBuV/m	dBuV/m	dBuV	dB/m	dB	dB	cm	deg	1	6905.00	94.31	-----	-----	80.69	36.95	10.25	33.58	300	18	PEAK
	Limit	Margin	Read	Ant	Cable	Preamp	APos	TPos																																																																																				
Freq	Level	Line	Level	Factor	Loss Factor			Remark																																																																																				
MHz	dBuV/m	dBuV/m	dBuV	dB/m	dB	dB	cm	deg																																																																																				
1	7163.06	53.67	88.20	-34.53	40.18	36.93	10.19	33.63	300	18	PEAK																																																																																	
2	7257.44	53.52	74.00	-20.48	40.04	36.90	10.18	33.60	300	18	PEAK																																																																																	
Limit	Margin	Read	Ant	Cable	Preamp	APos	TPos																																																																																					
Freq	Level	Line	Level	Factor	Loss Factor			Remark																																																																																				
MHz	dBuV/m	dBuV/m	dBuV	dB/m	dB	dB	cm	deg																																																																																				
1	6905.00	94.31	-----	-----	80.69	36.95	10.25	33.58	300	18	PEAK																																																																																	
Avg	 <p style="text-align: right;">Date: 2024-08-23</p> <table border="1"> <thead> <tr> <th>Limit</th> <th>Margin</th> <th>Read</th> <th>Ant</th> <th>Cable</th> <th>Preamp</th> <th>APos</th> <th>TPos</th> <th></th> </tr> <tr> <th>Freq</th> <th>Level</th> <th>Line</th> <th>Level</th> <th>Factor</th> <th>Loss Factor</th> <th></th> <th></th> <th>Remark</th> </tr> <tr> <th>MHz</th> <th>dBuV/m</th> <th>dBuV/m</th> <th>dBuV</th> <th>dB/m</th> <th>dB</th> <th>dB</th> <th>cm</th> <th>deg</th> </tr> </thead> <tbody> <tr> <td>1</td> <td>7219.93</td> <td>44.85</td> <td>68.20</td> <td>-23.35</td> <td>31.37</td> <td>36.91</td> <td>10.18</td> <td>33.61</td> <td>300</td> <td>18</td> <td>AVERAGE</td> </tr> <tr> <td>2</td> <td>7255.62</td> <td>44.50</td> <td>54.00</td> <td>-9.50</td> <td>31.02</td> <td>36.90</td> <td>10.18</td> <td>33.60</td> <td>300</td> <td>18</td> <td>AVERAGE</td> </tr> </tbody> </table>	Limit	Margin	Read	Ant	Cable	Preamp	APos	TPos		Freq	Level	Line	Level	Factor	Loss Factor			Remark	MHz	dBuV/m	dBuV/m	dBuV	dB/m	dB	dB	cm	deg	1	7219.93	44.85	68.20	-23.35	31.37	36.91	10.18	33.61	300	18	AVERAGE	2	7255.62	44.50	54.00	-9.50	31.02	36.90	10.18	33.60	300	18	AVERAGE	 <p style="text-align: right;">Date: 2024-08-23</p> <table border="1"> <thead> <tr> <th>Limit</th> <th>Margin</th> <th>Read</th> <th>Ant</th> <th>Cable</th> <th>Preamp</th> <th>APos</th> <th>TPos</th> <th></th> </tr> <tr> <th>Freq</th> <th>Level</th> <th>Line</th> <th>Level</th> <th>Factor</th> <th>Loss Factor</th> <th></th> <th></th> <th>Remark</th> </tr> <tr> <th>MHz</th> <th>dBuV/m</th> <th>dBuV/m</th> <th>dBuV</th> <th>dB/m</th> <th>dB</th> <th>dB</th> <th>cm</th> <th>deg</th> </tr> </thead> <tbody> <tr> <td>1</td> <td>6905.00</td> <td>85.89</td> <td>-----</td> <td>-----</td> <td>72.27</td> <td>36.95</td> <td>10.25</td> <td>33.58</td> <td>300</td> <td>18</td> <td>AVERAGE</td> </tr> </tbody> </table>	Limit	Margin	Read	Ant	Cable	Preamp	APos	TPos		Freq	Level	Line	Level	Factor	Loss Factor			Remark	MHz	dBuV/m	dBuV/m	dBuV	dB/m	dB	dB	cm	deg	1	6905.00	85.89	-----	-----	72.27	36.95	10.25	33.58	300	18	AVERAGE
Limit	Margin	Read	Ant	Cable	Preamp	APos	TPos																																																																																					
Freq	Level	Line	Level	Factor	Loss Factor			Remark																																																																																				
MHz	dBuV/m	dBuV/m	dBuV	dB/m	dB	dB	cm	deg																																																																																				
1	7219.93	44.85	68.20	-23.35	31.37	36.91	10.18	33.61	300	18	AVERAGE																																																																																	
2	7255.62	44.50	54.00	-9.50	31.02	36.90	10.18	33.60	300	18	AVERAGE																																																																																	
Limit	Margin	Read	Ant	Cable	Preamp	APos	TPos																																																																																					
Freq	Level	Line	Level	Factor	Loss Factor			Remark																																																																																				
MHz	dBuV/m	dBuV/m	dBuV	dB/m	dB	dB	cm	deg																																																																																				
1	6905.00	85.89	-----	-----	72.27	36.95	10.25	33.58	300	18	AVERAGE																																																																																	

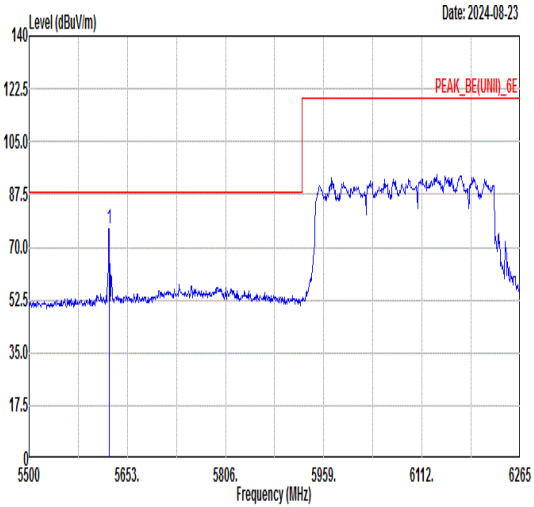
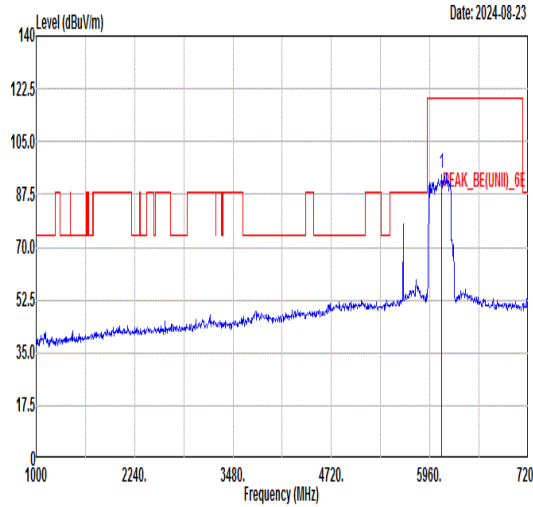
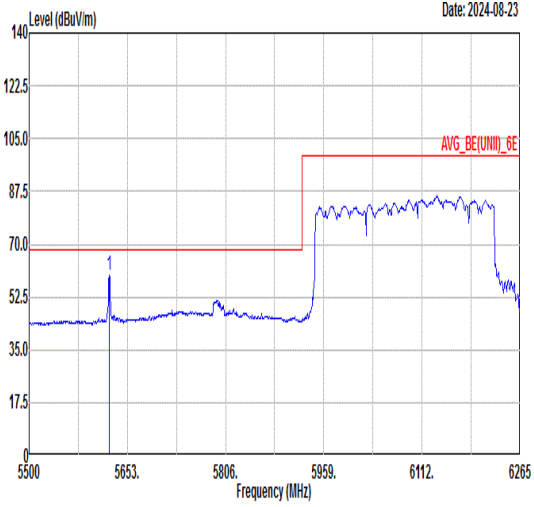
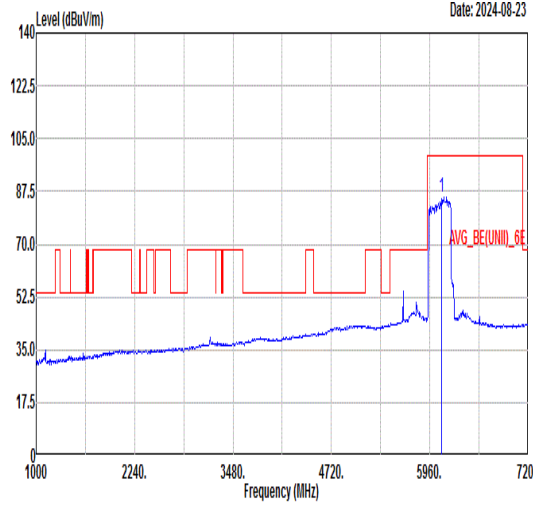


		87																																																																																							
Mode	Band Edge																																																																																								
	U-NII-8_6.875-7.125_802.11be EHT320_CH191_Puncturing 80M_6905MHz																																																																																								
ANT	CDD 0+1																																																																																								
Pol.	Vertical	Fundamental																																																																																							
Peak	<table border="1"> <thead> <tr> <th>Limit</th> <th>Margin</th> <th>Read</th> <th>Ant</th> <th>Cable</th> <th>Preamp</th> <th>Apos</th> <th>Tpos</th> <th></th> </tr> <tr> <th>Freq</th> <th>Level</th> <th>Line</th> <th>(dB)</th> <th>Level</th> <th>Factor</th> <th>Loss</th> <th>Factor</th> <th>Remark</th> </tr> <tr> <th>MHz</th> <th>dBuV/m</th> <th>dBuV/m</th> <th>dBuV</th> <th>dB/m</th> <th>dB</th> <th>dB</th> <th>cm</th> <th>deg</th> </tr> </thead> <tbody> <tr> <td>1</td> <td>7192.70</td> <td>57.35</td> <td>88.20</td> <td>-30.85</td> <td>43.87</td> <td>36.92</td> <td>10.18</td> <td>33.62</td> <td>200</td> <td>134 PEAK</td> </tr> <tr> <td>2</td> <td>7288.29</td> <td>52.75</td> <td>74.00</td> <td>-21.25</td> <td>39.27</td> <td>36.88</td> <td>10.18</td> <td>33.58</td> <td>200</td> <td>134 PEAK</td> </tr> </tbody> </table>	Limit	Margin	Read	Ant	Cable	Preamp	Apos	Tpos		Freq	Level	Line	(dB)	Level	Factor	Loss	Factor	Remark	MHz	dBuV/m	dBuV/m	dBuV	dB/m	dB	dB	cm	deg	1	7192.70	57.35	88.20	-30.85	43.87	36.92	10.18	33.62	200	134 PEAK	2	7288.29	52.75	74.00	-21.25	39.27	36.88	10.18	33.58	200	134 PEAK	<table border="1"> <thead> <tr> <th>Limit</th> <th>Margin</th> <th>Read</th> <th>Ant</th> <th>Cable</th> <th>Preamp</th> <th>Apos</th> <th>Tpos</th> <th></th> </tr> <tr> <th>Freq</th> <th>Level</th> <th>Line</th> <th>(dB)</th> <th>Level</th> <th>Factor</th> <th>Loss</th> <th>Factor</th> <th>Remark</th> </tr> <tr> <th>MHz</th> <th>dBuV/m</th> <th>dBuV/m</th> <th>dBuV</th> <th>dB/m</th> <th>dB</th> <th>dB</th> <th>cm</th> <th>deg</th> </tr> </thead> <tbody> <tr> <td>1</td> <td>6905.00</td> <td>91.66</td> <td>-----</td> <td>-----</td> <td>78.00</td> <td>36.93</td> <td>10.26</td> <td>33.53</td> <td>200</td> <td>134 PEAK</td> </tr> </tbody> </table>	Limit	Margin	Read	Ant	Cable	Preamp	Apos	Tpos		Freq	Level	Line	(dB)	Level	Factor	Loss	Factor	Remark	MHz	dBuV/m	dBuV/m	dBuV	dB/m	dB	dB	cm	deg	1	6905.00	91.66	-----	-----	78.00	36.93	10.26	33.53	200	134 PEAK
	Limit	Margin	Read	Ant	Cable	Preamp	Apos	Tpos																																																																																	
Freq	Level	Line	(dB)	Level	Factor	Loss	Factor	Remark																																																																																	
MHz	dBuV/m	dBuV/m	dBuV	dB/m	dB	dB	cm	deg																																																																																	
1	7192.70	57.35	88.20	-30.85	43.87	36.92	10.18	33.62	200	134 PEAK																																																																															
2	7288.29	52.75	74.00	-21.25	39.27	36.88	10.18	33.58	200	134 PEAK																																																																															
Limit	Margin	Read	Ant	Cable	Preamp	Apos	Tpos																																																																																		
Freq	Level	Line	(dB)	Level	Factor	Loss	Factor	Remark																																																																																	
MHz	dBuV/m	dBuV/m	dBuV	dB/m	dB	dB	cm	deg																																																																																	
1	6905.00	91.66	-----	-----	78.00	36.93	10.26	33.53	200	134 PEAK																																																																															
Avg	<table border="1"> <thead> <tr> <th>Limit</th> <th>Margin</th> <th>Read</th> <th>Ant</th> <th>Cable</th> <th>Preamp</th> <th>Apos</th> <th>Tpos</th> <th></th> </tr> <tr> <th>Freq</th> <th>Level</th> <th>Line</th> <th>(dB)</th> <th>Level</th> <th>Factor</th> <th>Loss</th> <th>Factor</th> <th>Remark</th> </tr> <tr> <th>MHz</th> <th>dBuV/m</th> <th>dBuV/m</th> <th>dBuV</th> <th>dB/m</th> <th>dB</th> <th>dB</th> <th>cm</th> <th>deg</th> </tr> </thead> <tbody> <tr> <td>1</td> <td>7193.91</td> <td>47.10</td> <td>68.20</td> <td>-21.10</td> <td>33.62</td> <td>36.92</td> <td>10.18</td> <td>33.62</td> <td>200</td> <td>134 AVERAGE</td> </tr> <tr> <td>2</td> <td>7302.81</td> <td>44.15</td> <td>54.00</td> <td>-9.85</td> <td>30.67</td> <td>36.88</td> <td>10.18</td> <td>33.58</td> <td>200</td> <td>134 AVERAGE</td> </tr> </tbody> </table>	Limit	Margin	Read	Ant	Cable	Preamp	Apos	Tpos		Freq	Level	Line	(dB)	Level	Factor	Loss	Factor	Remark	MHz	dBuV/m	dBuV/m	dBuV	dB/m	dB	dB	cm	deg	1	7193.91	47.10	68.20	-21.10	33.62	36.92	10.18	33.62	200	134 AVERAGE	2	7302.81	44.15	54.00	-9.85	30.67	36.88	10.18	33.58	200	134 AVERAGE	<table border="1"> <thead> <tr> <th>Limit</th> <th>Margin</th> <th>Read</th> <th>Ant</th> <th>Cable</th> <th>Preamp</th> <th>Apos</th> <th>Tpos</th> <th></th> </tr> <tr> <th>Freq</th> <th>Level</th> <th>Line</th> <th>(dB)</th> <th>Level</th> <th>Factor</th> <th>Loss</th> <th>Factor</th> <th>Remark</th> </tr> <tr> <th>MHz</th> <th>dBuV/m</th> <th>dBuV/m</th> <th>dBuV</th> <th>dB/m</th> <th>dB</th> <th>dB</th> <th>cm</th> <th>deg</th> </tr> </thead> <tbody> <tr> <td>1</td> <td>6905.00</td> <td>83.15</td> <td>-----</td> <td>-----</td> <td>69.54</td> <td>36.96</td> <td>10.24</td> <td>33.59</td> <td>200</td> <td>134 AVERAGE</td> </tr> </tbody> </table>	Limit	Margin	Read	Ant	Cable	Preamp	Apos	Tpos		Freq	Level	Line	(dB)	Level	Factor	Loss	Factor	Remark	MHz	dBuV/m	dBuV/m	dBuV	dB/m	dB	dB	cm	deg	1	6905.00	83.15	-----	-----	69.54	36.96	10.24	33.59	200	134 AVERAGE
Limit	Margin	Read	Ant	Cable	Preamp	Apos	Tpos																																																																																		
Freq	Level	Line	(dB)	Level	Factor	Loss	Factor	Remark																																																																																	
MHz	dBuV/m	dBuV/m	dBuV	dB/m	dB	dB	cm	deg																																																																																	
1	7193.91	47.10	68.20	-21.10	33.62	36.92	10.18	33.62	200	134 AVERAGE																																																																															
2	7302.81	44.15	54.00	-9.85	30.67	36.88	10.18	33.58	200	134 AVERAGE																																																																															
Limit	Margin	Read	Ant	Cable	Preamp	Apos	Tpos																																																																																		
Freq	Level	Line	(dB)	Level	Factor	Loss	Factor	Remark																																																																																	
MHz	dBuV/m	dBuV/m	dBuV	dB/m	dB	dB	cm	deg																																																																																	
1	6905.00	83.15	-----	-----	69.54	36.96	10.24	33.59	200	134 AVERAGE																																																																															

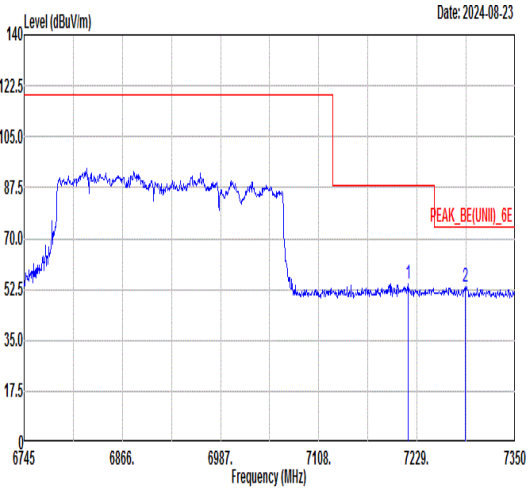
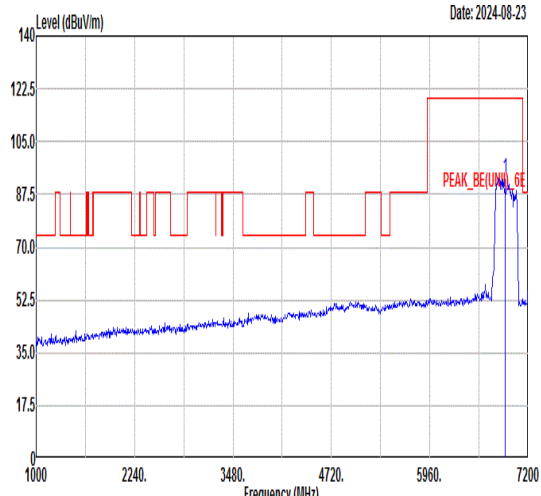
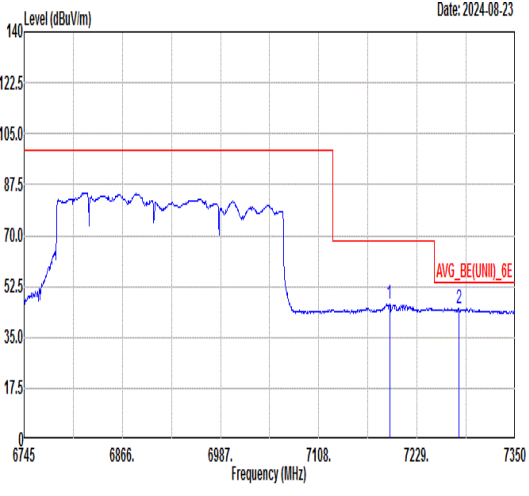
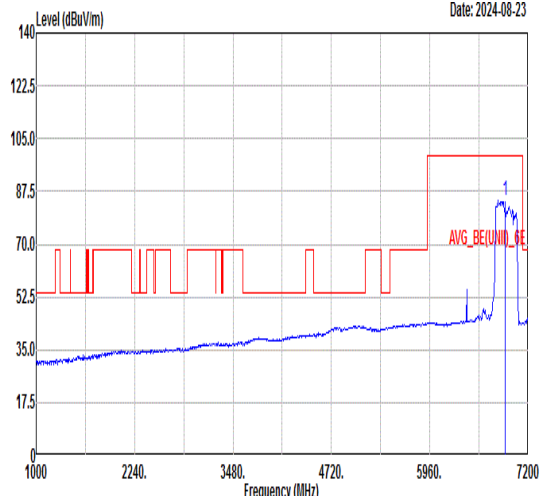


		88																																																																														
Mode	Band Edge																																																																															
	U-NII-5_6.525-6.875_802.11be EHT320_CH31_Puncturing 40M_6105MHz																																																																															
ANT	CDD 0+1																																																																															
Pol.	Horizontal	Fundamental																																																																														
Peak	 <p>Level (dBuV/m) vs Frequency (MHz). Date: 2024-08-23. Peak at 5790.70 MHz.</p> <table border="1"> <thead> <tr> <th>Limit</th> <th>Margin</th> <th>Read</th> <th>Ant</th> <th>Cable</th> <th>Preamp</th> <th>APos</th> <th>TPos</th> <th>Remark</th> </tr> <tr> <th>Freq</th> <th>Level</th> <th>Line</th> <th>(dB)</th> <th>Level</th> <th>Factor</th> <th>Loss</th> <th>Factor</th> <th></th> </tr> <tr> <th>MHz</th> <th>dBuV/m</th> <th>dBuV/m</th> <th>dB</th> <th>dBuV</th> <th>dB/m</th> <th>dB</th> <th>dB</th> <th>cm</th> <th>deg</th> </tr> </thead> <tbody> <tr> <td>1</td> <td>5790.70</td> <td>56.61</td> <td>88.20</td> <td>-31.59</td> <td>42.86</td> <td>36.31</td> <td>10.16</td> <td>32.72</td> <td>248</td> <td>0 PEAK</td> </tr> </tbody> </table>	Limit	Margin	Read	Ant	Cable	Preamp	APos	TPos	Remark	Freq	Level	Line	(dB)	Level	Factor	Loss	Factor		MHz	dBuV/m	dBuV/m	dB	dBuV	dB/m	dB	dB	cm	deg	1	5790.70	56.61	88.20	-31.59	42.86	36.31	10.16	32.72	248	0 PEAK	 <p>Level (dBuV/m) vs Frequency (MHz). Date: 2024-08-23. Peak at 6105.00 MHz.</p> <table border="1"> <thead> <tr> <th>Limit</th> <th>Margin</th> <th>Read</th> <th>Ant</th> <th>Cable</th> <th>Preamp</th> <th>APos</th> <th>TPos</th> <th>Remark</th> </tr> <tr> <th>Freq</th> <th>Level</th> <th>Line</th> <th>(dB)</th> <th>Level</th> <th>Factor</th> <th>Loss</th> <th>Factor</th> <th></th> </tr> <tr> <th>MHz</th> <th>dBuV/m</th> <th>dBuV/m</th> <th>dB</th> <th>dBuV</th> <th>dB/m</th> <th>dB</th> <th>dB</th> <th>cm</th> <th>deg</th> </tr> </thead> <tbody> <tr> <td>1</td> <td>6105.00</td> <td>92.25</td> <td>-----</td> <td>-----</td> <td>77.87</td> <td>36.66</td> <td>10.64</td> <td>32.92</td> <td>248</td> <td>0 PEAK</td> </tr> </tbody> </table>	Limit	Margin	Read	Ant	Cable	Preamp	APos	TPos	Remark	Freq	Level	Line	(dB)	Level	Factor	Loss	Factor		MHz	dBuV/m	dBuV/m	dB	dBuV	dB/m	dB	dB	cm	deg	1	6105.00	92.25	-----	-----	77.87	36.66	10.64	32.92	248	0 PEAK
	Limit	Margin	Read	Ant	Cable	Preamp	APos	TPos	Remark																																																																							
Freq	Level	Line	(dB)	Level	Factor	Loss	Factor																																																																									
MHz	dBuV/m	dBuV/m	dB	dBuV	dB/m	dB	dB	cm	deg																																																																							
1	5790.70	56.61	88.20	-31.59	42.86	36.31	10.16	32.72	248	0 PEAK																																																																						
Limit	Margin	Read	Ant	Cable	Preamp	APos	TPos	Remark																																																																								
Freq	Level	Line	(dB)	Level	Factor	Loss	Factor																																																																									
MHz	dBuV/m	dBuV/m	dB	dBuV	dB/m	dB	dB	cm	deg																																																																							
1	6105.00	92.25	-----	-----	77.87	36.66	10.64	32.92	248	0 PEAK																																																																						
Avg	 <p>Level (dBuV/m) vs Frequency (MHz). Date: 2024-08-23. Avg at 5625.46 MHz.</p> <table border="1"> <thead> <tr> <th>Limit</th> <th>Margin</th> <th>Read</th> <th>Ant</th> <th>Cable</th> <th>Preamp</th> <th>APos</th> <th>TPos</th> <th>Remark</th> </tr> <tr> <th>Freq</th> <th>Level</th> <th>Line</th> <th>(dB)</th> <th>Level</th> <th>Factor</th> <th>Loss</th> <th>Factor</th> <th></th> </tr> <tr> <th>MHz</th> <th>dBuV/m</th> <th>dBuV/m</th> <th>dB</th> <th>dBuV</th> <th>dB/m</th> <th>dB</th> <th>dB</th> <th>cm</th> <th>deg</th> </tr> </thead> <tbody> <tr> <td>1</td> <td>5625.46</td> <td>54.37</td> <td>68.20</td> <td>-13.83</td> <td>41.13</td> <td>36.08</td> <td>9.81</td> <td>32.65</td> <td>248</td> <td>0 AVERAGE</td> </tr> </tbody> </table>	Limit	Margin	Read	Ant	Cable	Preamp	APos	TPos	Remark	Freq	Level	Line	(dB)	Level	Factor	Loss	Factor		MHz	dBuV/m	dBuV/m	dB	dBuV	dB/m	dB	dB	cm	deg	1	5625.46	54.37	68.20	-13.83	41.13	36.08	9.81	32.65	248	0 AVERAGE	 <p>Level (dBuV/m) vs Frequency (MHz). Date: 2024-08-23. Avg at 6105.00 MHz.</p> <table border="1"> <thead> <tr> <th>Limit</th> <th>Margin</th> <th>Read</th> <th>Ant</th> <th>Cable</th> <th>Preamp</th> <th>APos</th> <th>TPos</th> <th>Remark</th> </tr> <tr> <th>Freq</th> <th>Level</th> <th>Line</th> <th>(dB)</th> <th>Level</th> <th>Factor</th> <th>Loss</th> <th>Factor</th> <th></th> </tr> <tr> <th>MHz</th> <th>dBuV/m</th> <th>dBuV/m</th> <th>dB</th> <th>dBuV</th> <th>dB/m</th> <th>dB</th> <th>dB</th> <th>cm</th> <th>deg</th> </tr> </thead> <tbody> <tr> <td>1</td> <td>6105.00</td> <td>83.17</td> <td>-----</td> <td>-----</td> <td>68.78</td> <td>36.64</td> <td>10.63</td> <td>32.88</td> <td>248</td> <td>0 AVERAGE</td> </tr> </tbody> </table>	Limit	Margin	Read	Ant	Cable	Preamp	APos	TPos	Remark	Freq	Level	Line	(dB)	Level	Factor	Loss	Factor		MHz	dBuV/m	dBuV/m	dB	dBuV	dB/m	dB	dB	cm	deg	1	6105.00	83.17	-----	-----	68.78	36.64	10.63	32.88	248	0 AVERAGE
Limit	Margin	Read	Ant	Cable	Preamp	APos	TPos	Remark																																																																								
Freq	Level	Line	(dB)	Level	Factor	Loss	Factor																																																																									
MHz	dBuV/m	dBuV/m	dB	dBuV	dB/m	dB	dB	cm	deg																																																																							
1	5625.46	54.37	68.20	-13.83	41.13	36.08	9.81	32.65	248	0 AVERAGE																																																																						
Limit	Margin	Read	Ant	Cable	Preamp	APos	TPos	Remark																																																																								
Freq	Level	Line	(dB)	Level	Factor	Loss	Factor																																																																									
MHz	dBuV/m	dBuV/m	dB	dBuV	dB/m	dB	dB	cm	deg																																																																							
1	6105.00	83.17	-----	-----	68.78	36.64	10.63	32.88	248	0 AVERAGE																																																																						



		88																																																																																
Mode	Band Edge																																																																																	
	U-NII-5_6.525-6.875_802.11be EHT320_CH31_Puncturing 40M_6105MHz																																																																																	
ANT	CDD 0+1																																																																																	
Pol.	Vertical	Fundamental																																																																																
Peak	 <p>Date: 2024-08-23</p> <table border="1"> <thead> <tr> <th>Limit</th> <th>Margin</th> <th>Read</th> <th>Ant</th> <th>Cable</th> <th>Preamp</th> <th>APos</th> <th>TPos</th> <th>Remark</th> </tr> <tr> <th>Freq</th> <th>Level</th> <th>Line</th> <th>(dB)</th> <th>Level</th> <th>Factor</th> <th>Loss</th> <th>Factor</th> <th></th> </tr> <tr> <th>MHz</th> <th>dBuV/m</th> <th>dBuV/m</th> <th></th> <th>dBuV</th> <th>dB/m</th> <th>dB</th> <th>dB</th> <th>cm</th> <th>deg</th> </tr> </thead> <tbody> <tr> <td>1</td> <td>5624.70</td> <td>76.14</td> <td>88.20</td> <td>-12.06</td> <td>62.91</td> <td>36.07</td> <td>9.81</td> <td>32.65</td> <td>100</td> <td>199</td> <td>PEAK</td> </tr> </tbody> </table>	Limit	Margin	Read	Ant	Cable	Preamp	APos	TPos	Remark	Freq	Level	Line	(dB)	Level	Factor	Loss	Factor		MHz	dBuV/m	dBuV/m		dBuV	dB/m	dB	dB	cm	deg	1	5624.70	76.14	88.20	-12.06	62.91	36.07	9.81	32.65	100	199	PEAK	 <p>Date: 2024-08-23</p> <table border="1"> <thead> <tr> <th>Limit</th> <th>Margin</th> <th>Read</th> <th>Ant</th> <th>Cable</th> <th>Preamp</th> <th>APos</th> <th>TPos</th> <th>Remark</th> </tr> <tr> <th>Freq</th> <th>Level</th> <th>Line</th> <th>(dB)</th> <th>Level</th> <th>Factor</th> <th>Loss</th> <th>Factor</th> <th></th> </tr> <tr> <th>MHz</th> <th>dBuV/m</th> <th>dBuV/m</th> <th></th> <th>dBuV</th> <th>dB/m</th> <th>dB</th> <th>dB</th> <th>cm</th> <th>deg</th> </tr> </thead> <tbody> <tr> <td>1</td> <td>6105.00</td> <td>94.46</td> <td>-----</td> <td>-----</td> <td>80.08</td> <td>36.67</td> <td>10.65</td> <td>32.94</td> <td>100</td> <td>199</td> <td>PEAK</td> </tr> </tbody> </table>	Limit	Margin	Read	Ant	Cable	Preamp	APos	TPos	Remark	Freq	Level	Line	(dB)	Level	Factor	Loss	Factor		MHz	dBuV/m	dBuV/m		dBuV	dB/m	dB	dB	cm	deg	1	6105.00	94.46	-----	-----	80.08	36.67	10.65	32.94	100	199	PEAK
	Limit	Margin	Read	Ant	Cable	Preamp	APos	TPos	Remark																																																																									
Freq	Level	Line	(dB)	Level	Factor	Loss	Factor																																																																											
MHz	dBuV/m	dBuV/m		dBuV	dB/m	dB	dB	cm	deg																																																																									
1	5624.70	76.14	88.20	-12.06	62.91	36.07	9.81	32.65	100	199	PEAK																																																																							
Limit	Margin	Read	Ant	Cable	Preamp	APos	TPos	Remark																																																																										
Freq	Level	Line	(dB)	Level	Factor	Loss	Factor																																																																											
MHz	dBuV/m	dBuV/m		dBuV	dB/m	dB	dB	cm	deg																																																																									
1	6105.00	94.46	-----	-----	80.08	36.67	10.65	32.94	100	199	PEAK																																																																							
Avg	 <p>Date: 2024-08-23</p> <table border="1"> <thead> <tr> <th>Limit</th> <th>Margin</th> <th>Read</th> <th>Ant</th> <th>Cable</th> <th>Preamp</th> <th>APos</th> <th>TPos</th> <th>Remark</th> </tr> <tr> <th>Freq</th> <th>Level</th> <th>Line</th> <th>(dB)</th> <th>Level</th> <th>Factor</th> <th>Loss</th> <th>Factor</th> <th></th> </tr> <tr> <th>MHz</th> <th>dBuV/m</th> <th>dBuV/m</th> <th></th> <th>dBuV</th> <th>dB/m</th> <th>dB</th> <th>dB</th> <th>cm</th> <th>deg</th> </tr> </thead> <tbody> <tr> <td>1</td> <td>5624.70</td> <td>59.75</td> <td>68.20</td> <td>-8.45</td> <td>46.52</td> <td>36.07</td> <td>9.81</td> <td>32.65</td> <td>100</td> <td>199</td> <td>AVERAGE</td> </tr> </tbody> </table>	Limit	Margin	Read	Ant	Cable	Preamp	APos	TPos	Remark	Freq	Level	Line	(dB)	Level	Factor	Loss	Factor		MHz	dBuV/m	dBuV/m		dBuV	dB/m	dB	dB	cm	deg	1	5624.70	59.75	68.20	-8.45	46.52	36.07	9.81	32.65	100	199	AVERAGE	 <p>Date: 2024-08-23</p> <table border="1"> <thead> <tr> <th>Limit</th> <th>Margin</th> <th>Read</th> <th>Ant</th> <th>Cable</th> <th>Preamp</th> <th>APos</th> <th>TPos</th> <th>Remark</th> </tr> <tr> <th>Freq</th> <th>Level</th> <th>Line</th> <th>(dB)</th> <th>Level</th> <th>Factor</th> <th>Loss</th> <th>Factor</th> <th></th> </tr> <tr> <th>MHz</th> <th>dBuV/m</th> <th>dBuV/m</th> <th></th> <th>dBuV</th> <th>dB/m</th> <th>dB</th> <th>dB</th> <th>cm</th> <th>deg</th> </tr> </thead> <tbody> <tr> <td>1</td> <td>6105.00</td> <td>85.48</td> <td>-----</td> <td>-----</td> <td>71.10</td> <td>36.65</td> <td>10.64</td> <td>32.91</td> <td>100</td> <td>199</td> <td>AVERAGE</td> </tr> </tbody> </table>	Limit	Margin	Read	Ant	Cable	Preamp	APos	TPos	Remark	Freq	Level	Line	(dB)	Level	Factor	Loss	Factor		MHz	dBuV/m	dBuV/m		dBuV	dB/m	dB	dB	cm	deg	1	6105.00	85.48	-----	-----	71.10	36.65	10.64	32.91	100	199	AVERAGE
	Limit	Margin	Read	Ant	Cable	Preamp	APos	TPos	Remark																																																																									
Freq	Level	Line	(dB)	Level	Factor	Loss	Factor																																																																											
MHz	dBuV/m	dBuV/m		dBuV	dB/m	dB	dB	cm	deg																																																																									
1	5624.70	59.75	68.20	-8.45	46.52	36.07	9.81	32.65	100	199	AVERAGE																																																																							
Limit	Margin	Read	Ant	Cable	Preamp	APos	TPos	Remark																																																																										
Freq	Level	Line	(dB)	Level	Factor	Loss	Factor																																																																											
MHz	dBuV/m	dBuV/m		dBuV	dB/m	dB	dB	cm	deg																																																																									
1	6105.00	85.48	-----	-----	71.10	36.65	10.64	32.91	100	199	AVERAGE																																																																							



		89																																																																																										
Mode	Band Edge																																																																																											
	U-NII-8_6.875-7.125_802.11be EHT320_CH191_Puncturing 40M_6905MHz																																																																																											
ANT	CDD 0+1																																																																																											
Pol.	Horizontal	Fundamental																																																																																										
Peak	 <p>Date: 2024-08-23</p> <table border="1"> <thead> <tr> <th>Limit</th> <th>Margin</th> <th>Read</th> <th>Ant</th> <th>Cable</th> <th>Preamp</th> <th>Apos</th> <th>TPos</th> <th>Remark</th> </tr> <tr> <th>Freq</th> <th>Level</th> <th>Line</th> <th>(dB)</th> <th>Level</th> <th>Factor</th> <th>Loss Factor</th> <th></th> <th></th> </tr> <tr> <th>MHz</th> <th>dBuV/m</th> <th>dBuV/m</th> <th>dBuV</th> <th>dB/m</th> <th>dB</th> <th>dB</th> <th>cm</th> <th>deg</th> </tr> </thead> <tbody> <tr> <td>1</td> <td>7218.11</td> <td>54.63</td> <td>88.20</td> <td>-33.57</td> <td>41.15</td> <td>36.91</td> <td>10.18</td> <td>33.61</td> <td>328</td> <td>33</td> <td>PEAK</td> </tr> <tr> <td>2</td> <td>7288.29</td> <td>53.37</td> <td>74.00</td> <td>-20.63</td> <td>39.89</td> <td>36.88</td> <td>10.18</td> <td>33.58</td> <td>328</td> <td>33</td> <td>PEAK</td> </tr> </tbody> </table>	Limit	Margin	Read	Ant	Cable	Preamp	Apos	TPos	Remark	Freq	Level	Line	(dB)	Level	Factor	Loss Factor			MHz	dBuV/m	dBuV/m	dBuV	dB/m	dB	dB	cm	deg	1	7218.11	54.63	88.20	-33.57	41.15	36.91	10.18	33.61	328	33	PEAK	2	7288.29	53.37	74.00	-20.63	39.89	36.88	10.18	33.58	328	33	PEAK	 <p>Date: 2024-08-23</p> <table border="1"> <thead> <tr> <th>Limit</th> <th>Margin</th> <th>Read</th> <th>Ant</th> <th>Cable</th> <th>Preamp</th> <th>Apos</th> <th>TPos</th> <th>Remark</th> </tr> <tr> <th>Freq</th> <th>Level</th> <th>Line</th> <th>(dB)</th> <th>Level</th> <th>Factor</th> <th>Loss Factor</th> <th></th> <th></th> </tr> <tr> <th>MHz</th> <th>dBuV/m</th> <th>dBuV/m</th> <th>dBuV</th> <th>dB/m</th> <th>dB</th> <th>dB</th> <th>cm</th> <th>deg</th> </tr> </thead> <tbody> <tr> <td>1</td> <td>6905.00</td> <td>92.79</td> <td>-----</td> <td>-----</td> <td>79.12</td> <td>36.93</td> <td>10.26</td> <td>33.52</td> <td>328</td> <td>33</td> <td>PEAK</td> </tr> </tbody> </table>	Limit	Margin	Read	Ant	Cable	Preamp	Apos	TPos	Remark	Freq	Level	Line	(dB)	Level	Factor	Loss Factor			MHz	dBuV/m	dBuV/m	dBuV	dB/m	dB	dB	cm	deg	1	6905.00	92.79	-----	-----	79.12	36.93	10.26	33.52	328	33	PEAK
	Limit	Margin	Read	Ant	Cable	Preamp	Apos	TPos	Remark																																																																																			
Freq	Level	Line	(dB)	Level	Factor	Loss Factor																																																																																						
MHz	dBuV/m	dBuV/m	dBuV	dB/m	dB	dB	cm	deg																																																																																				
1	7218.11	54.63	88.20	-33.57	41.15	36.91	10.18	33.61	328	33	PEAK																																																																																	
2	7288.29	53.37	74.00	-20.63	39.89	36.88	10.18	33.58	328	33	PEAK																																																																																	
Limit	Margin	Read	Ant	Cable	Preamp	Apos	TPos	Remark																																																																																				
Freq	Level	Line	(dB)	Level	Factor	Loss Factor																																																																																						
MHz	dBuV/m	dBuV/m	dBuV	dB/m	dB	dB	cm	deg																																																																																				
1	6905.00	92.79	-----	-----	79.12	36.93	10.26	33.52	328	33	PEAK																																																																																	
Avg	 <p>Date: 2024-08-23</p> <table border="1"> <thead> <tr> <th>Limit</th> <th>Margin</th> <th>Read</th> <th>Ant</th> <th>Cable</th> <th>Preamp</th> <th>Apos</th> <th>TPos</th> <th>Remark</th> </tr> <tr> <th>Freq</th> <th>Level</th> <th>Line</th> <th>(dB)</th> <th>Level</th> <th>Factor</th> <th>Loss Factor</th> <th></th> <th></th> </tr> <tr> <th>MHz</th> <th>dBuV/m</th> <th>dBuV/m</th> <th>dBuV</th> <th>dB/m</th> <th>dB</th> <th>dB</th> <th>cm</th> <th>deg</th> </tr> </thead> <tbody> <tr> <td>1</td> <td>7195.12</td> <td>46.49</td> <td>68.20</td> <td>-21.71</td> <td>33.01</td> <td>36.92</td> <td>10.18</td> <td>33.62</td> <td>328</td> <td>33</td> <td>AVERAGE</td> </tr> <tr> <td>2</td> <td>7280.43</td> <td>45.00</td> <td>54.00</td> <td>-9.00</td> <td>31.52</td> <td>36.89</td> <td>10.18</td> <td>33.59</td> <td>328</td> <td>33</td> <td>AVERAGE</td> </tr> </tbody> </table>	Limit	Margin	Read	Ant	Cable	Preamp	Apos	TPos	Remark	Freq	Level	Line	(dB)	Level	Factor	Loss Factor			MHz	dBuV/m	dBuV/m	dBuV	dB/m	dB	dB	cm	deg	1	7195.12	46.49	68.20	-21.71	33.01	36.92	10.18	33.62	328	33	AVERAGE	2	7280.43	45.00	54.00	-9.00	31.52	36.89	10.18	33.59	328	33	AVERAGE	 <p>Date: 2024-08-23</p> <table border="1"> <thead> <tr> <th>Limit</th> <th>Margin</th> <th>Read</th> <th>Ant</th> <th>Cable</th> <th>Preamp</th> <th>Apos</th> <th>TPos</th> <th>Remark</th> </tr> <tr> <th>Freq</th> <th>Level</th> <th>Line</th> <th>(dB)</th> <th>Level</th> <th>Factor</th> <th>Loss Factor</th> <th></th> <th></th> </tr> <tr> <th>MHz</th> <th>dBuV/m</th> <th>dBuV/m</th> <th>dBuV</th> <th>dB/m</th> <th>dB</th> <th>dB</th> <th>cm</th> <th>deg</th> </tr> </thead> <tbody> <tr> <td>1</td> <td>6905.00</td> <td>84.71</td> <td>-----</td> <td>-----</td> <td>71.04</td> <td>36.93</td> <td>10.26</td> <td>33.52</td> <td>328</td> <td>33</td> <td>AVERAGE</td> </tr> </tbody> </table>	Limit	Margin	Read	Ant	Cable	Preamp	Apos	TPos	Remark	Freq	Level	Line	(dB)	Level	Factor	Loss Factor			MHz	dBuV/m	dBuV/m	dBuV	dB/m	dB	dB	cm	deg	1	6905.00	84.71	-----	-----	71.04	36.93	10.26	33.52	328	33	AVERAGE
Limit	Margin	Read	Ant	Cable	Preamp	Apos	TPos	Remark																																																																																				
Freq	Level	Line	(dB)	Level	Factor	Loss Factor																																																																																						
MHz	dBuV/m	dBuV/m	dBuV	dB/m	dB	dB	cm	deg																																																																																				
1	7195.12	46.49	68.20	-21.71	33.01	36.92	10.18	33.62	328	33	AVERAGE																																																																																	
2	7280.43	45.00	54.00	-9.00	31.52	36.89	10.18	33.59	328	33	AVERAGE																																																																																	
Limit	Margin	Read	Ant	Cable	Preamp	Apos	TPos	Remark																																																																																				
Freq	Level	Line	(dB)	Level	Factor	Loss Factor																																																																																						
MHz	dBuV/m	dBuV/m	dBuV	dB/m	dB	dB	cm	deg																																																																																				
1	6905.00	84.71	-----	-----	71.04	36.93	10.26	33.52	328	33	AVERAGE																																																																																	



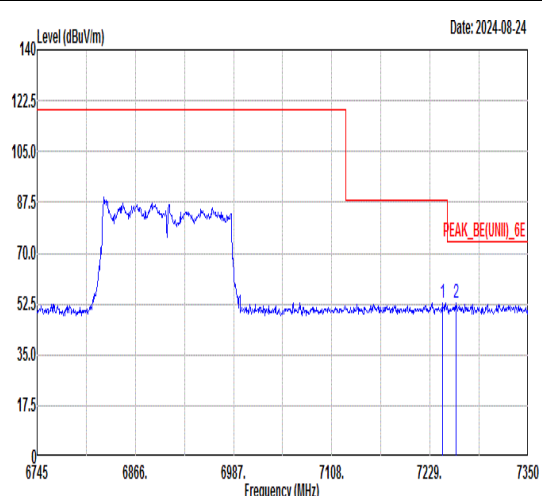
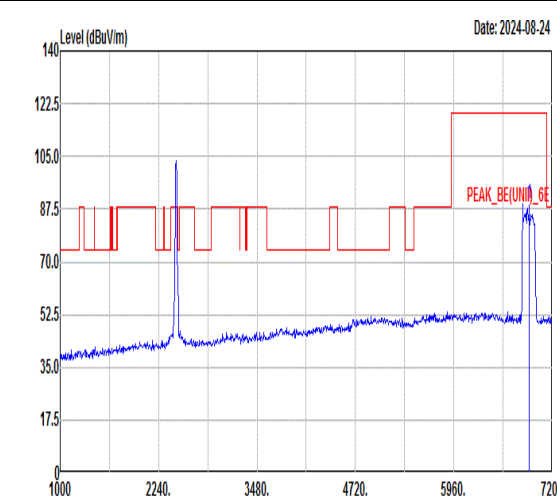
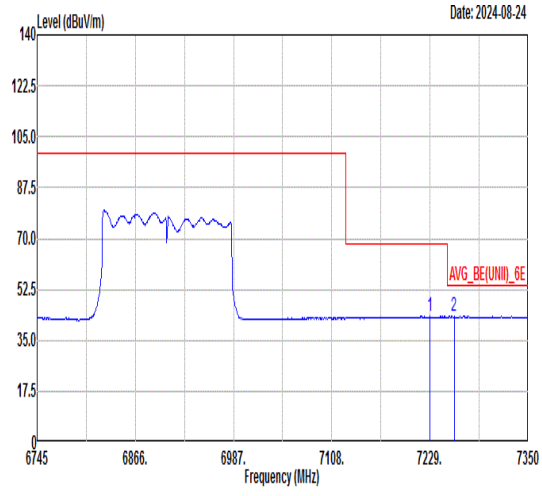
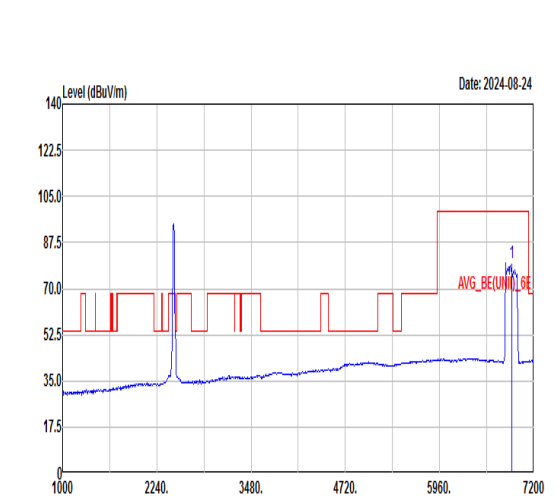
		89																																																																																												
Mode	Band Edge																																																																																													
	U-NII-8_6.875-7.125_802.11be EHT320_CH191_Puncturing 40M_6905MHz																																																																																													
ANT	CDD 0+1																																																																																													
Pol.	Vertical	Fundamental																																																																																												
Peak	<p style="text-align: right;">Date: 2024-08-24</p> <table border="1"> <thead> <tr> <th>Limit</th> <th>Margin</th> <th>Read</th> <th>Ant</th> <th>Cable</th> <th>Preamp</th> <th>APos</th> <th>TPos</th> <th>Remark</th> </tr> <tr> <th>Freq</th> <th>Level</th> <th>Line</th> <th>(dB)</th> <th>Level</th> <th>Factor</th> <th>Loss</th> <th>Factor</th> <th></th> </tr> <tr> <th>MHz</th> <th>dBuV/m</th> <th>dBuV/m</th> <th>dB</th> <th>dBuV</th> <th>dB/m</th> <th>dB</th> <th>dB</th> <th>cm</th> <th>deg</th> </tr> </thead> <tbody> <tr> <td>1</td> <td>7199.36</td> <td>54.63</td> <td>88.20</td> <td>-33.57</td> <td>41.15</td> <td>36.92</td> <td>10.18</td> <td>33.62</td> <td>186</td> <td>360</td> <td>PEAK</td> </tr> <tr> <td>2</td> <td>7274.98</td> <td>53.14</td> <td>74.00</td> <td>-20.86</td> <td>39.66</td> <td>36.89</td> <td>10.18</td> <td>33.59</td> <td>186</td> <td>360</td> <td>PEAK</td> </tr> </tbody> </table>	Limit	Margin	Read	Ant	Cable	Preamp	APos	TPos	Remark	Freq	Level	Line	(dB)	Level	Factor	Loss	Factor		MHz	dBuV/m	dBuV/m	dB	dBuV	dB/m	dB	dB	cm	deg	1	7199.36	54.63	88.20	-33.57	41.15	36.92	10.18	33.62	186	360	PEAK	2	7274.98	53.14	74.00	-20.86	39.66	36.89	10.18	33.59	186	360	PEAK	<p style="text-align: right;">Date: 2024-08-24</p> <table border="1"> <thead> <tr> <th>Limit</th> <th>Margin</th> <th>Read</th> <th>Ant</th> <th>Cable</th> <th>Preamp</th> <th>APos</th> <th>TPos</th> <th>Remark</th> </tr> <tr> <th>Freq</th> <th>Level</th> <th>Line</th> <th>(dB)</th> <th>Level</th> <th>Factor</th> <th>Loss</th> <th>Factor</th> <th></th> </tr> <tr> <th>MHz</th> <th>dBuV/m</th> <th>dBuV/m</th> <th>dB</th> <th>dBuV</th> <th>dB/m</th> <th>dB</th> <th>dB</th> <th>cm</th> <th>deg</th> </tr> </thead> <tbody> <tr> <td>1</td> <td>6905.00</td> <td>93.66</td> <td>-----</td> <td>-----</td> <td>79.98</td> <td>36.92</td> <td>10.27</td> <td>33.51</td> <td>186</td> <td>360</td> <td>PEAK</td> </tr> </tbody> </table>	Limit	Margin	Read	Ant	Cable	Preamp	APos	TPos	Remark	Freq	Level	Line	(dB)	Level	Factor	Loss	Factor		MHz	dBuV/m	dBuV/m	dB	dBuV	dB/m	dB	dB	cm	deg	1	6905.00	93.66	-----	-----	79.98	36.92	10.27	33.51	186	360	PEAK
	Limit	Margin	Read	Ant	Cable	Preamp	APos	TPos	Remark																																																																																					
Freq	Level	Line	(dB)	Level	Factor	Loss	Factor																																																																																							
MHz	dBuV/m	dBuV/m	dB	dBuV	dB/m	dB	dB	cm	deg																																																																																					
1	7199.36	54.63	88.20	-33.57	41.15	36.92	10.18	33.62	186	360	PEAK																																																																																			
2	7274.98	53.14	74.00	-20.86	39.66	36.89	10.18	33.59	186	360	PEAK																																																																																			
Limit	Margin	Read	Ant	Cable	Preamp	APos	TPos	Remark																																																																																						
Freq	Level	Line	(dB)	Level	Factor	Loss	Factor																																																																																							
MHz	dBuV/m	dBuV/m	dB	dBuV	dB/m	dB	dB	cm	deg																																																																																					
1	6905.00	93.66	-----	-----	79.98	36.92	10.27	33.51	186	360	PEAK																																																																																			
Avg	<p style="text-align: right;">Date: 2024-08-24</p> <table border="1"> <thead> <tr> <th>Limit</th> <th>Margin</th> <th>Read</th> <th>Ant</th> <th>Cable</th> <th>Preamp</th> <th>APos</th> <th>TPos</th> <th>Remark</th> </tr> <tr> <th>Freq</th> <th>Level</th> <th>Line</th> <th>(dB)</th> <th>Level</th> <th>Factor</th> <th>Loss</th> <th>Factor</th> <th></th> </tr> <tr> <th>MHz</th> <th>dBuV/m</th> <th>dBuV/m</th> <th>dB</th> <th>dBuV</th> <th>dB/m</th> <th>dB</th> <th>dB</th> <th>cm</th> <th>deg</th> </tr> </thead> <tbody> <tr> <td>1</td> <td>7199.36</td> <td>46.64</td> <td>68.20</td> <td>-21.56</td> <td>33.16</td> <td>36.92</td> <td>10.18</td> <td>33.62</td> <td>186</td> <td>360</td> <td>AVERAGE</td> </tr> <tr> <td>2</td> <td>7299.18</td> <td>44.71</td> <td>54.00</td> <td>-9.29</td> <td>31.23</td> <td>36.88</td> <td>10.18</td> <td>33.58</td> <td>186</td> <td>360</td> <td>AVERAGE</td> </tr> </tbody> </table>	Limit	Margin	Read	Ant	Cable	Preamp	APos	TPos	Remark	Freq	Level	Line	(dB)	Level	Factor	Loss	Factor		MHz	dBuV/m	dBuV/m	dB	dBuV	dB/m	dB	dB	cm	deg	1	7199.36	46.64	68.20	-21.56	33.16	36.92	10.18	33.62	186	360	AVERAGE	2	7299.18	44.71	54.00	-9.29	31.23	36.88	10.18	33.58	186	360	AVERAGE	<p style="text-align: right;">Date: 2024-08-24</p> <table border="1"> <thead> <tr> <th>Limit</th> <th>Margin</th> <th>Read</th> <th>Ant</th> <th>Cable</th> <th>Preamp</th> <th>APos</th> <th>TPos</th> <th>Remark</th> </tr> <tr> <th>Freq</th> <th>Level</th> <th>Line</th> <th>(dB)</th> <th>Level</th> <th>Factor</th> <th>Loss</th> <th>Factor</th> <th></th> </tr> <tr> <th>MHz</th> <th>dBuV/m</th> <th>dBuV/m</th> <th>dB</th> <th>dBuV</th> <th>dB/m</th> <th>dB</th> <th>dB</th> <th>cm</th> <th>deg</th> </tr> </thead> <tbody> <tr> <td>1</td> <td>6905.00</td> <td>86.09</td> <td>-----</td> <td>-----</td> <td>72.43</td> <td>36.93</td> <td>10.26</td> <td>33.53</td> <td>186</td> <td>360</td> <td>AVERAGE</td> </tr> </tbody> </table>	Limit	Margin	Read	Ant	Cable	Preamp	APos	TPos	Remark	Freq	Level	Line	(dB)	Level	Factor	Loss	Factor		MHz	dBuV/m	dBuV/m	dB	dBuV	dB/m	dB	dB	cm	deg	1	6905.00	86.09	-----	-----	72.43	36.93	10.26	33.53	186	360	AVERAGE
Limit	Margin	Read	Ant	Cable	Preamp	APos	TPos	Remark																																																																																						
Freq	Level	Line	(dB)	Level	Factor	Loss	Factor																																																																																							
MHz	dBuV/m	dBuV/m	dB	dBuV	dB/m	dB	dB	cm	deg																																																																																					
1	7199.36	46.64	68.20	-21.56	33.16	36.92	10.18	33.62	186	360	AVERAGE																																																																																			
2	7299.18	44.71	54.00	-9.29	31.23	36.88	10.18	33.58	186	360	AVERAGE																																																																																			
Limit	Margin	Read	Ant	Cable	Preamp	APos	TPos	Remark																																																																																						
Freq	Level	Line	(dB)	Level	Factor	Loss	Factor																																																																																							
MHz	dBuV/m	dBuV/m	dB	dBuV	dB/m	dB	dB	cm	deg																																																																																					
1	6905.00	86.09	-----	-----	72.43	36.93	10.26	33.53	186	360	AVERAGE																																																																																			



Mode	90																																																																																																																																																																									
	LF																																																																																																																																																																									
	U-NII-8_6.875-7.125_802.11be EHT320_CH191__6905MHz																																																																																																																																																																									
ANT	CDD 0+1																																																																																																																																																																									
Pol.	Horizontal	Vertical																																																																																																																																																																								
QP/ Peak	<p>Date: 2024-08-25</p> <table border="1"> <thead> <tr> <th>Peak</th> <th>Freq (MHz)</th> <th>Level (dBuV/m)</th> <th>Limit (dBuV/m)</th> <th>Margin (dB)</th> <th>Read Level (dBuV)</th> <th>Ant Factor (dB/m)</th> <th>Cable Loss (dB)</th> <th>Preamp Factor (dB)</th> <th>APos (cm)</th> <th>TPos (deg)</th> <th>Remark</th> </tr> </thead> <tbody> <tr><td>1</td><td>30.00</td><td>24.84</td><td>40.00</td><td>-15.16</td><td>30.71</td><td>25.20</td><td>0.53</td><td>31.60</td><td>---</td><td>---</td><td>Peak</td></tr> <tr><td>2</td><td>83.35</td><td>22.56</td><td>40.00</td><td>-17.44</td><td>39.65</td><td>13.80</td><td>0.91</td><td>31.80</td><td>---</td><td>---</td><td>Peak</td></tr> <tr><td>3</td><td>200.72</td><td>24.80</td><td>43.50</td><td>-18.70</td><td>40.03</td><td>14.94</td><td>1.43</td><td>31.60</td><td>---</td><td>---</td><td>Peak</td></tr> <tr><td>4</td><td>345.25</td><td>25.67</td><td>46.00</td><td>-20.33</td><td>34.82</td><td>20.30</td><td>1.96</td><td>31.41</td><td>---</td><td>---</td><td>Peak</td></tr> <tr><td>5</td><td>480.08</td><td>26.79</td><td>46.00</td><td>-19.21</td><td>32.35</td><td>23.60</td><td>2.28</td><td>31.44</td><td>---</td><td>---</td><td>Peak</td></tr> <tr><td>6</td><td>831.22</td><td>31.64</td><td>46.00</td><td>-14.36</td><td>31.37</td><td>28.36</td><td>3.01</td><td>31.10</td><td>---</td><td>---</td><td>Peak</td></tr> </tbody> </table>	Peak	Freq (MHz)	Level (dBuV/m)	Limit (dBuV/m)	Margin (dB)	Read Level (dBuV)	Ant Factor (dB/m)	Cable Loss (dB)	Preamp Factor (dB)	APos (cm)	TPos (deg)	Remark	1	30.00	24.84	40.00	-15.16	30.71	25.20	0.53	31.60	---	---	Peak	2	83.35	22.56	40.00	-17.44	39.65	13.80	0.91	31.80	---	---	Peak	3	200.72	24.80	43.50	-18.70	40.03	14.94	1.43	31.60	---	---	Peak	4	345.25	25.67	46.00	-20.33	34.82	20.30	1.96	31.41	---	---	Peak	5	480.08	26.79	46.00	-19.21	32.35	23.60	2.28	31.44	---	---	Peak	6	831.22	31.64	46.00	-14.36	31.37	28.36	3.01	31.10	---	---	Peak	<p>Date: 2024-08-25</p> <table border="1"> <thead> <tr> <th>Peak</th> <th>Freq (MHz)</th> <th>Level (dBuV/m)</th> <th>Limit (dBuV/m)</th> <th>Margin (dB)</th> <th>Read Level (dBuV)</th> <th>Ant Factor (dB/m)</th> <th>Cable Loss (dB)</th> <th>Preamp Factor (dB)</th> <th>APos (cm)</th> <th>TPos (deg)</th> <th>Remark</th> </tr> </thead> <tbody> <tr><td>1</td><td>30.00</td><td>28.49</td><td>40.00</td><td>-11.51</td><td>34.36</td><td>25.20</td><td>0.53</td><td>31.60</td><td>---</td><td>---</td><td>Peak</td></tr> <tr><td>2</td><td>84.32</td><td>28.73</td><td>40.00</td><td>-11.27</td><td>45.62</td><td>14.00</td><td>0.91</td><td>31.80</td><td>---</td><td>---</td><td>Peak</td></tr> <tr><td>3</td><td>143.49</td><td>22.65</td><td>43.50</td><td>-20.85</td><td>35.75</td><td>17.40</td><td>1.23</td><td>31.73</td><td>---</td><td>---</td><td>Peak</td></tr> <tr><td>4</td><td>262.80</td><td>22.80</td><td>46.00</td><td>-23.20</td><td>33.50</td><td>19.18</td><td>1.69</td><td>31.57</td><td>---</td><td>---</td><td>Peak</td></tr> <tr><td>5</td><td>562.53</td><td>27.56</td><td>46.00</td><td>-18.44</td><td>29.75</td><td>26.50</td><td>2.48</td><td>31.17</td><td>---</td><td>---</td><td>Peak</td></tr> <tr><td>6</td><td>715.79</td><td>30.16</td><td>46.00</td><td>-15.84</td><td>31.63</td><td>26.94</td><td>2.79</td><td>31.20</td><td>---</td><td>---</td><td>Peak</td></tr> </tbody> </table>	Peak	Freq (MHz)	Level (dBuV/m)	Limit (dBuV/m)	Margin (dB)	Read Level (dBuV)	Ant Factor (dB/m)	Cable Loss (dB)	Preamp Factor (dB)	APos (cm)	TPos (deg)	Remark	1	30.00	28.49	40.00	-11.51	34.36	25.20	0.53	31.60	---	---	Peak	2	84.32	28.73	40.00	-11.27	45.62	14.00	0.91	31.80	---	---	Peak	3	143.49	22.65	43.50	-20.85	35.75	17.40	1.23	31.73	---	---	Peak	4	262.80	22.80	46.00	-23.20	33.50	19.18	1.69	31.57	---	---	Peak	5	562.53	27.56	46.00	-18.44	29.75	26.50	2.48	31.17	---	---	Peak	6	715.79	30.16	46.00	-15.84	31.63	26.94	2.79	31.20	---	---	Peak
	Peak	Freq (MHz)	Level (dBuV/m)	Limit (dBuV/m)	Margin (dB)	Read Level (dBuV)	Ant Factor (dB/m)	Cable Loss (dB)	Preamp Factor (dB)	APos (cm)	TPos (deg)	Remark																																																																																																																																																														
1	30.00	24.84	40.00	-15.16	30.71	25.20	0.53	31.60	---	---	Peak																																																																																																																																																															
2	83.35	22.56	40.00	-17.44	39.65	13.80	0.91	31.80	---	---	Peak																																																																																																																																																															
3	200.72	24.80	43.50	-18.70	40.03	14.94	1.43	31.60	---	---	Peak																																																																																																																																																															
4	345.25	25.67	46.00	-20.33	34.82	20.30	1.96	31.41	---	---	Peak																																																																																																																																																															
5	480.08	26.79	46.00	-19.21	32.35	23.60	2.28	31.44	---	---	Peak																																																																																																																																																															
6	831.22	31.64	46.00	-14.36	31.37	28.36	3.01	31.10	---	---	Peak																																																																																																																																																															
Peak	Freq (MHz)	Level (dBuV/m)	Limit (dBuV/m)	Margin (dB)	Read Level (dBuV)	Ant Factor (dB/m)	Cable Loss (dB)	Preamp Factor (dB)	APos (cm)	TPos (deg)	Remark																																																																																																																																																															
1	30.00	28.49	40.00	-11.51	34.36	25.20	0.53	31.60	---	---	Peak																																																																																																																																																															
2	84.32	28.73	40.00	-11.27	45.62	14.00	0.91	31.80	---	---	Peak																																																																																																																																																															
3	143.49	22.65	43.50	-20.85	35.75	17.40	1.23	31.73	---	---	Peak																																																																																																																																																															
4	262.80	22.80	46.00	-23.20	33.50	19.18	1.69	31.57	---	---	Peak																																																																																																																																																															
5	562.53	27.56	46.00	-18.44	29.75	26.50	2.48	31.17	---	---	Peak																																																																																																																																																															
6	715.79	30.16	46.00	-15.84	31.63	26.94	2.79	31.20	---	---	Peak																																																																																																																																																															



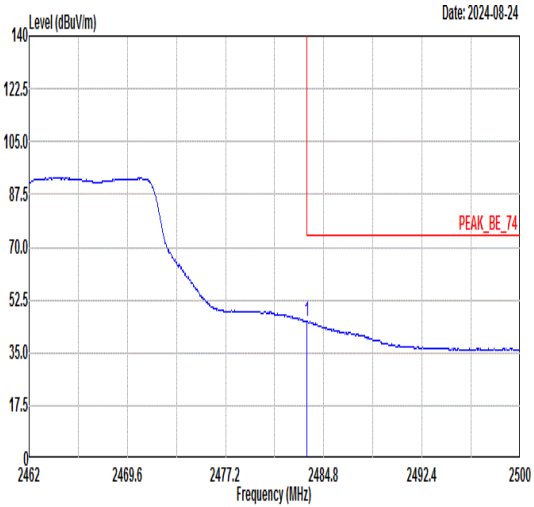
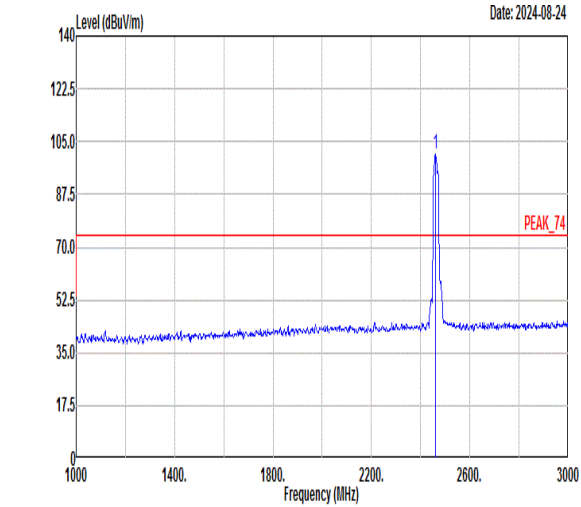
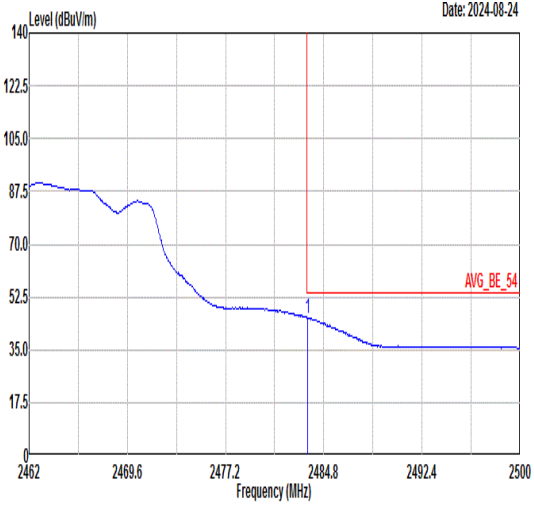
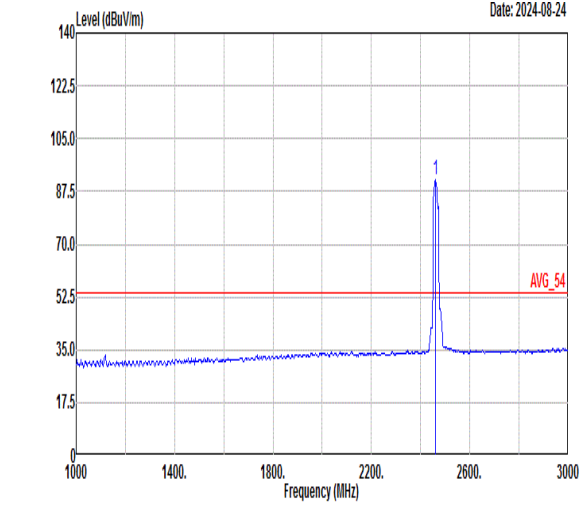
<Simultaneous transmission>

Mode	91																																																																																							
	Band Edge																																																																																							
	U-NII-8_6.875-7.125_802.11be EHT320_CH191_Full RU_6905MHz+802.11be EHT20_Ch11 2462 MHz																																																																																							
ANT	CDD 0+1/ CDD 0+2																																																																																							
Pol.	Horizontal	Fundamental																																																																																						
Peak	 <p>Date: 2024-08-24</p> <table border="1"> <thead> <tr> <th>Limit</th> <th>Read</th> <th>Ant</th> <th>Cable</th> <th>Preamp</th> <th>APos</th> <th>TPos</th> <th>Remark</th> </tr> <tr> <th>Freq</th> <th>Level</th> <th>Line</th> <th>Margin</th> <th>Level</th> <th>Factor</th> <th>Loss Factor</th> <th></th> </tr> <tr> <th>MHz</th> <th>dBuV/m</th> <th>dBuV/m</th> <th>dB</th> <th>dBuV</th> <th>dB/m</th> <th>dB</th> <th>cm</th> <th>deg</th> </tr> </thead> <tbody> <tr> <td>1</td> <td>7244.13</td> <td>53.05</td> <td>88.20</td> <td>-35.15</td> <td>39.57</td> <td>36.90</td> <td>10.18</td> <td>33.60</td> <td>100</td> <td>83</td> <td>PEAK</td> </tr> <tr> <td>2</td> <td>7261.07</td> <td>52.69</td> <td>74.00</td> <td>-21.31</td> <td>39.21</td> <td>36.90</td> <td>10.18</td> <td>33.60</td> <td>100</td> <td>83</td> <td>PEAK</td> </tr> </tbody> </table>	Limit	Read	Ant	Cable	Preamp	APos	TPos	Remark	Freq	Level	Line	Margin	Level	Factor	Loss Factor		MHz	dBuV/m	dBuV/m	dB	dBuV	dB/m	dB	cm	deg	1	7244.13	53.05	88.20	-35.15	39.57	36.90	10.18	33.60	100	83	PEAK	2	7261.07	52.69	74.00	-21.31	39.21	36.90	10.18	33.60	100	83	PEAK	 <p>Date: 2024-08-24</p> <table border="1"> <thead> <tr> <th>Limit</th> <th>Read</th> <th>Ant</th> <th>Cable</th> <th>Preamp</th> <th>APos</th> <th>TPos</th> <th>Remark</th> </tr> <tr> <th>Freq</th> <th>Level</th> <th>Line</th> <th>Margin</th> <th>Level</th> <th>Factor</th> <th>Loss Factor</th> <th></th> </tr> <tr> <th>MHz</th> <th>dBuV/m</th> <th>dBuV/m</th> <th>dB</th> <th>dBuV</th> <th>dB/m</th> <th>dB</th> <th>cm</th> <th>deg</th> </tr> </thead> <tbody> <tr> <td>1</td> <td>6905.00</td> <td>89.41</td> <td>-----</td> <td>-----</td> <td>75.81</td> <td>36.96</td> <td>10.24</td> <td>33.60</td> <td>100</td> <td>83</td> <td>PEAK</td> </tr> </tbody> </table>	Limit	Read	Ant	Cable	Preamp	APos	TPos	Remark	Freq	Level	Line	Margin	Level	Factor	Loss Factor		MHz	dBuV/m	dBuV/m	dB	dBuV	dB/m	dB	cm	deg	1	6905.00	89.41	-----	-----	75.81	36.96	10.24	33.60	100	83	PEAK
	Limit	Read	Ant	Cable	Preamp	APos	TPos	Remark																																																																																
Freq	Level	Line	Margin	Level	Factor	Loss Factor																																																																																		
MHz	dBuV/m	dBuV/m	dB	dBuV	dB/m	dB	cm	deg																																																																																
1	7244.13	53.05	88.20	-35.15	39.57	36.90	10.18	33.60	100	83	PEAK																																																																													
2	7261.07	52.69	74.00	-21.31	39.21	36.90	10.18	33.60	100	83	PEAK																																																																													
Limit	Read	Ant	Cable	Preamp	APos	TPos	Remark																																																																																	
Freq	Level	Line	Margin	Level	Factor	Loss Factor																																																																																		
MHz	dBuV/m	dBuV/m	dB	dBuV	dB/m	dB	cm	deg																																																																																
1	6905.00	89.41	-----	-----	75.81	36.96	10.24	33.60	100	83	PEAK																																																																													
Avg	 <p>Date: 2024-08-24</p> <table border="1"> <thead> <tr> <th>Limit</th> <th>Read</th> <th>Ant</th> <th>Cable</th> <th>Preamp</th> <th>APos</th> <th>TPos</th> <th>Remark</th> </tr> <tr> <th>Freq</th> <th>Level</th> <th>Line</th> <th>Margin</th> <th>Level</th> <th>Factor</th> <th>Loss Factor</th> <th></th> </tr> <tr> <th>MHz</th> <th>dBuV/m</th> <th>dBuV/m</th> <th>dB</th> <th>dBuV</th> <th>dB/m</th> <th>dB</th> <th>cm</th> <th>deg</th> </tr> </thead> <tbody> <tr> <td>1</td> <td>7229.00</td> <td>43.12</td> <td>68.20</td> <td>-25.08</td> <td>29.64</td> <td>36.91</td> <td>10.18</td> <td>33.61</td> <td>100</td> <td>83</td> <td>AVERAGE</td> </tr> <tr> <td>2</td> <td>7258.65</td> <td>43.20</td> <td>54.00</td> <td>-10.80</td> <td>29.72</td> <td>36.90</td> <td>10.18</td> <td>33.60</td> <td>100</td> <td>83</td> <td>AVERAGE</td> </tr> </tbody> </table>	Limit	Read	Ant	Cable	Preamp	APos	TPos	Remark	Freq	Level	Line	Margin	Level	Factor	Loss Factor		MHz	dBuV/m	dBuV/m	dB	dBuV	dB/m	dB	cm	deg	1	7229.00	43.12	68.20	-25.08	29.64	36.91	10.18	33.61	100	83	AVERAGE	2	7258.65	43.20	54.00	-10.80	29.72	36.90	10.18	33.60	100	83	AVERAGE	 <p>Date: 2024-08-24</p> <table border="1"> <thead> <tr> <th>Limit</th> <th>Read</th> <th>Ant</th> <th>Cable</th> <th>Preamp</th> <th>APos</th> <th>TPos</th> <th>Remark</th> </tr> <tr> <th>Freq</th> <th>Level</th> <th>Line</th> <th>Margin</th> <th>Level</th> <th>Factor</th> <th>Loss Factor</th> <th></th> </tr> <tr> <th>MHz</th> <th>dBuV/m</th> <th>dBuV/m</th> <th>dB</th> <th>dBuV</th> <th>dB/m</th> <th>dB</th> <th>cm</th> <th>deg</th> </tr> </thead> <tbody> <tr> <td>1</td> <td>6905.00</td> <td>79.59</td> <td>99.20</td> <td>-19.61</td> <td>65.93</td> <td>36.93</td> <td>10.26</td> <td>33.53</td> <td>100</td> <td>83</td> <td>Average</td> </tr> </tbody> </table>	Limit	Read	Ant	Cable	Preamp	APos	TPos	Remark	Freq	Level	Line	Margin	Level	Factor	Loss Factor		MHz	dBuV/m	dBuV/m	dB	dBuV	dB/m	dB	cm	deg	1	6905.00	79.59	99.20	-19.61	65.93	36.93	10.26	33.53	100	83	Average
Limit	Read	Ant	Cable	Preamp	APos	TPos	Remark																																																																																	
Freq	Level	Line	Margin	Level	Factor	Loss Factor																																																																																		
MHz	dBuV/m	dBuV/m	dB	dBuV	dB/m	dB	cm	deg																																																																																
1	7229.00	43.12	68.20	-25.08	29.64	36.91	10.18	33.61	100	83	AVERAGE																																																																													
2	7258.65	43.20	54.00	-10.80	29.72	36.90	10.18	33.60	100	83	AVERAGE																																																																													
Limit	Read	Ant	Cable	Preamp	APos	TPos	Remark																																																																																	
Freq	Level	Line	Margin	Level	Factor	Loss Factor																																																																																		
MHz	dBuV/m	dBuV/m	dB	dBuV	dB/m	dB	cm	deg																																																																																
1	6905.00	79.59	99.20	-19.61	65.93	36.93	10.26	33.53	100	83	Average																																																																													

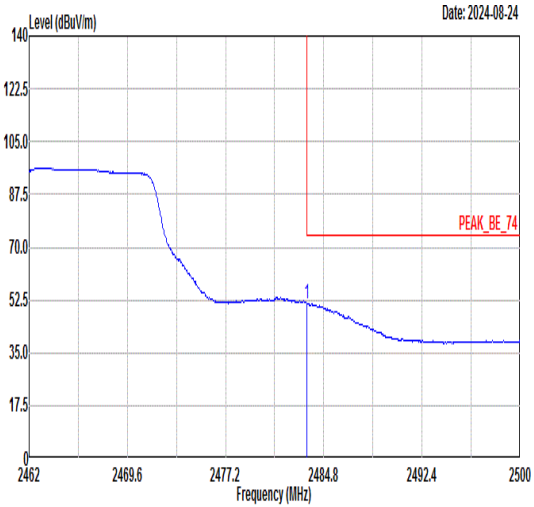
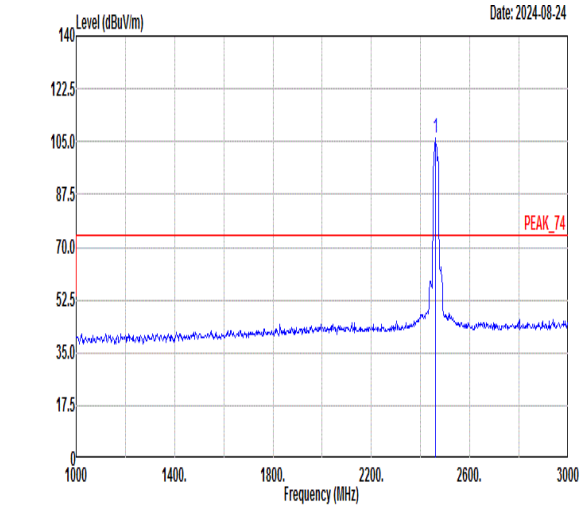
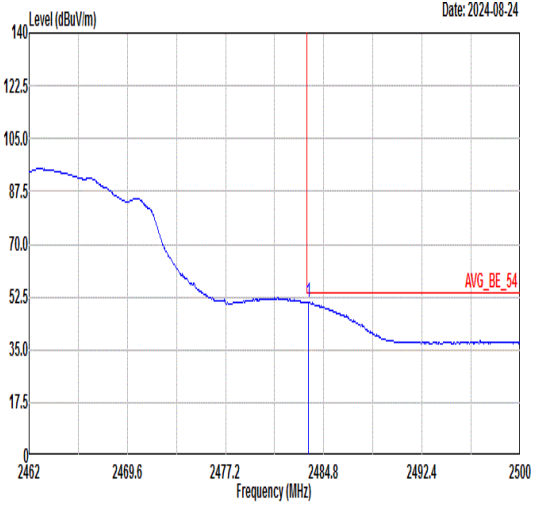
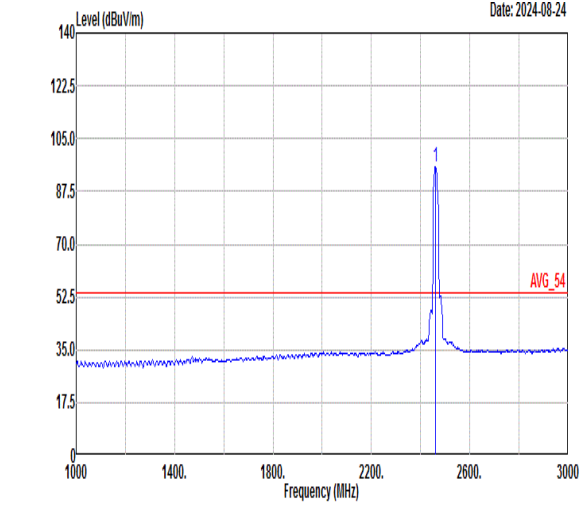


		91																																																																																												
Mode	Band Edge																																																																																													
	U-NII-8_6.875-7.125_802.11be EHT320_CH191_Full RU_6905MHz+802.11be EHT20_Ch11 2462 MHz																																																																																													
ANT	CDD 0+1/ CDD 0+2																																																																																													
Pol.	Vertical	Fundamental																																																																																												
Peak	<p style="text-align: right;">Date: 2024-08-24</p> <table border="1"> <thead> <tr> <th>Limit</th> <th>Read</th> <th>Ant</th> <th>Cable</th> <th>Preamp</th> <th>APos</th> <th>TPos</th> <th colspan="2"></th> </tr> <tr> <th>Freq</th> <th>Level</th> <th>Line</th> <th>Margin</th> <th>Level</th> <th>Factor</th> <th>Loss Factor</th> <th>Remark</th> <th></th> </tr> <tr> <th>MHz</th> <th>dBuV/m</th> <th>dBuV/m</th> <th>dB</th> <th>dBuV</th> <th>dB/m</th> <th>dB</th> <th>dB</th> <th>cm</th> <th>deg</th> </tr> </thead> <tbody> <tr> <td>1</td> <td>7224.77</td> <td>52.87</td> <td>88.20</td> <td>-35.33</td> <td>39.39</td> <td>36.91</td> <td>10.18</td> <td>33.61</td> <td>105</td> <td>140</td> <td>PEAK</td> </tr> <tr> <td>2</td> <td>7288.29</td> <td>52.89</td> <td>74.00</td> <td>-21.11</td> <td>39.41</td> <td>36.88</td> <td>10.18</td> <td>33.58</td> <td>105</td> <td>140</td> <td>PEAK</td> </tr> </tbody> </table>	Limit	Read	Ant	Cable	Preamp	APos	TPos			Freq	Level	Line	Margin	Level	Factor	Loss Factor	Remark		MHz	dBuV/m	dBuV/m	dB	dBuV	dB/m	dB	dB	cm	deg	1	7224.77	52.87	88.20	-35.33	39.39	36.91	10.18	33.61	105	140	PEAK	2	7288.29	52.89	74.00	-21.11	39.41	36.88	10.18	33.58	105	140	PEAK	<p style="text-align: right;">Date: 2024-08-24</p> <table border="1"> <thead> <tr> <th>Limit</th> <th>Read</th> <th>Ant</th> <th>Cable</th> <th>Preamp</th> <th>APos</th> <th>TPos</th> <th colspan="2"></th> </tr> <tr> <th>Freq</th> <th>Level</th> <th>Line</th> <th>Margin</th> <th>Level</th> <th>Factor</th> <th>Loss Factor</th> <th>Remark</th> <th></th> </tr> <tr> <th>MHz</th> <th>dBuV/m</th> <th>dBuV/m</th> <th>dB</th> <th>dBuV</th> <th>dB/m</th> <th>dB</th> <th>dB</th> <th>cm</th> <th>deg</th> </tr> </thead> <tbody> <tr> <td>1</td> <td>6905.00</td> <td>94.84</td> <td>-----</td> <td>-----</td> <td>81.18</td> <td>36.93</td> <td>10.26</td> <td>33.53</td> <td>105</td> <td>140</td> <td>PEAK</td> </tr> </tbody> </table>	Limit	Read	Ant	Cable	Preamp	APos	TPos			Freq	Level	Line	Margin	Level	Factor	Loss Factor	Remark		MHz	dBuV/m	dBuV/m	dB	dBuV	dB/m	dB	dB	cm	deg	1	6905.00	94.84	-----	-----	81.18	36.93	10.26	33.53	105	140	PEAK
	Limit	Read	Ant	Cable	Preamp	APos	TPos																																																																																							
Freq	Level	Line	Margin	Level	Factor	Loss Factor	Remark																																																																																							
MHz	dBuV/m	dBuV/m	dB	dBuV	dB/m	dB	dB	cm	deg																																																																																					
1	7224.77	52.87	88.20	-35.33	39.39	36.91	10.18	33.61	105	140	PEAK																																																																																			
2	7288.29	52.89	74.00	-21.11	39.41	36.88	10.18	33.58	105	140	PEAK																																																																																			
Limit	Read	Ant	Cable	Preamp	APos	TPos																																																																																								
Freq	Level	Line	Margin	Level	Factor	Loss Factor	Remark																																																																																							
MHz	dBuV/m	dBuV/m	dB	dBuV	dB/m	dB	dB	cm	deg																																																																																					
1	6905.00	94.84	-----	-----	81.18	36.93	10.26	33.53	105	140	PEAK																																																																																			
Avg	<p style="text-align: right;">Date: 2024-08-24</p> <table border="1"> <thead> <tr> <th>Limit</th> <th>Read</th> <th>Ant</th> <th>Cable</th> <th>Preamp</th> <th>APos</th> <th>TPos</th> <th colspan="2"></th> </tr> <tr> <th>Freq</th> <th>Level</th> <th>Line</th> <th>Margin</th> <th>Level</th> <th>Factor</th> <th>Loss Factor</th> <th>Remark</th> <th></th> </tr> <tr> <th>MHz</th> <th>dBuV/m</th> <th>dBuV/m</th> <th>dB</th> <th>dBuV</th> <th>dB/m</th> <th>dB</th> <th>dB</th> <th>cm</th> <th>deg</th> </tr> </thead> <tbody> <tr> <td>1</td> <td>7225.37</td> <td>43.43</td> <td>68.20</td> <td>-24.77</td> <td>29.95</td> <td>36.91</td> <td>10.18</td> <td>33.61</td> <td>105</td> <td>140</td> <td>AVERAGE</td> </tr> <tr> <td>2</td> <td>7328.22</td> <td>43.44</td> <td>54.00</td> <td>-10.56</td> <td>29.96</td> <td>36.87</td> <td>10.18</td> <td>33.57</td> <td>105</td> <td>140</td> <td>AVERAGE</td> </tr> </tbody> </table>	Limit	Read	Ant	Cable	Preamp	APos	TPos			Freq	Level	Line	Margin	Level	Factor	Loss Factor	Remark		MHz	dBuV/m	dBuV/m	dB	dBuV	dB/m	dB	dB	cm	deg	1	7225.37	43.43	68.20	-24.77	29.95	36.91	10.18	33.61	105	140	AVERAGE	2	7328.22	43.44	54.00	-10.56	29.96	36.87	10.18	33.57	105	140	AVERAGE	<p style="text-align: right;">Date: 2024-08-24</p> <table border="1"> <thead> <tr> <th>Limit</th> <th>Read</th> <th>Ant</th> <th>Cable</th> <th>Preamp</th> <th>APos</th> <th>TPos</th> <th colspan="2"></th> </tr> <tr> <th>Freq</th> <th>Level</th> <th>Line</th> <th>Margin</th> <th>Level</th> <th>Factor</th> <th>Loss Factor</th> <th>Remark</th> <th></th> </tr> <tr> <th>MHz</th> <th>dBuV/m</th> <th>dBuV/m</th> <th>dB</th> <th>dBuV</th> <th>dB/m</th> <th>dB</th> <th>dB</th> <th>cm</th> <th>deg</th> </tr> </thead> <tbody> <tr> <td>1</td> <td>6905.00</td> <td>85.66</td> <td>-----</td> <td>-----</td> <td>72.05</td> <td>36.96</td> <td>10.24</td> <td>33.59</td> <td>105</td> <td>140</td> <td>AVERAGE</td> </tr> </tbody> </table>	Limit	Read	Ant	Cable	Preamp	APos	TPos			Freq	Level	Line	Margin	Level	Factor	Loss Factor	Remark		MHz	dBuV/m	dBuV/m	dB	dBuV	dB/m	dB	dB	cm	deg	1	6905.00	85.66	-----	-----	72.05	36.96	10.24	33.59	105	140	AVERAGE
Limit	Read	Ant	Cable	Preamp	APos	TPos																																																																																								
Freq	Level	Line	Margin	Level	Factor	Loss Factor	Remark																																																																																							
MHz	dBuV/m	dBuV/m	dB	dBuV	dB/m	dB	dB	cm	deg																																																																																					
1	7225.37	43.43	68.20	-24.77	29.95	36.91	10.18	33.61	105	140	AVERAGE																																																																																			
2	7328.22	43.44	54.00	-10.56	29.96	36.87	10.18	33.57	105	140	AVERAGE																																																																																			
Limit	Read	Ant	Cable	Preamp	APos	TPos																																																																																								
Freq	Level	Line	Margin	Level	Factor	Loss Factor	Remark																																																																																							
MHz	dBuV/m	dBuV/m	dB	dBuV	dB/m	dB	dB	cm	deg																																																																																					
1	6905.00	85.66	-----	-----	72.05	36.96	10.24	33.59	105	140	AVERAGE																																																																																			



		91																																																																								
Mode	Band Edge																																																																									
	U-NII-8_6.875-7.125_802.11be EHT320_Ch191_Full RU_6905MHz+802.11be EHT20_Ch11 2462 MHz																																																																									
ANT	CDD 0+1/ CDD 0+2																																																																									
Pol.	Horizontal	Fundamental																																																																								
Peak	 <p style="text-align: right;">Date: 2024-08-24</p> <table border="1"> <thead> <tr> <th>Limit</th> <th>Read</th> <th>Ant</th> <th>Cable</th> <th>Preamp</th> <th>APos</th> <th>TPos</th> <th>Remark</th> </tr> <tr> <th>Freq</th> <th>Level</th> <th>Line</th> <th>Margin</th> <th>Level</th> <th>Factor</th> <th>Loss Factor</th> <th></th> </tr> <tr> <th>MHz</th> <th>dBuV/m</th> <th>dBuV/m</th> <th>dB</th> <th>dBuV</th> <th>dB/m</th> <th>dB</th> <th>cm</th> </tr> </thead> <tbody> <tr> <td>1</td> <td>2483.51</td> <td>45.32</td> <td>74.00</td> <td>-28.68</td> <td>42.75</td> <td>30.70</td> <td>5.46</td> <td>33.59</td> <td>300</td> <td>238</td> <td>PEAK</td> </tr> </tbody> </table>	Limit	Read	Ant	Cable	Preamp	APos	TPos	Remark	Freq	Level	Line	Margin	Level	Factor	Loss Factor		MHz	dBuV/m	dBuV/m	dB	dBuV	dB/m	dB	cm	1	2483.51	45.32	74.00	-28.68	42.75	30.70	5.46	33.59	300	238	PEAK	 <p style="text-align: right;">Date: 2024-08-24</p> <table border="1"> <thead> <tr> <th>Limit</th> <th>Read</th> <th>Ant</th> <th>Cable</th> <th>Preamp</th> <th>APos</th> <th>TPos</th> <th>Remark</th> </tr> <tr> <th>Freq</th> <th>Level</th> <th>Line</th> <th>Margin</th> <th>Level</th> <th>Factor</th> <th>Loss Factor</th> <th></th> </tr> <tr> <th>MHz</th> <th>dBuV/m</th> <th>dBuV/m</th> <th>dB</th> <th>dBuV</th> <th>dB/m</th> <th>dB</th> <th>cm</th> </tr> </thead> <tbody> <tr> <td>1</td> <td>2462.00</td> <td>100.75</td> <td>-----</td> <td>-----</td> <td>98.19</td> <td>30.71</td> <td>5.43</td> <td>33.58</td> <td>300</td> <td>238</td> <td>PEAK</td> </tr> </tbody> </table>	Limit	Read	Ant	Cable	Preamp	APos	TPos	Remark	Freq	Level	Line	Margin	Level	Factor	Loss Factor		MHz	dBuV/m	dBuV/m	dB	dBuV	dB/m	dB	cm	1	2462.00	100.75	-----	-----	98.19	30.71	5.43	33.58	300	238	PEAK
	Limit	Read	Ant	Cable	Preamp	APos	TPos	Remark																																																																		
Freq	Level	Line	Margin	Level	Factor	Loss Factor																																																																				
MHz	dBuV/m	dBuV/m	dB	dBuV	dB/m	dB	cm																																																																			
1	2483.51	45.32	74.00	-28.68	42.75	30.70	5.46	33.59	300	238	PEAK																																																															
Limit	Read	Ant	Cable	Preamp	APos	TPos	Remark																																																																			
Freq	Level	Line	Margin	Level	Factor	Loss Factor																																																																				
MHz	dBuV/m	dBuV/m	dB	dBuV	dB/m	dB	cm																																																																			
1	2462.00	100.75	-----	-----	98.19	30.71	5.43	33.58	300	238	PEAK																																																															
Avg	 <p style="text-align: right;">Date: 2024-08-24</p> <table border="1"> <thead> <tr> <th>Limit</th> <th>Read</th> <th>Ant</th> <th>Cable</th> <th>Preamp</th> <th>APos</th> <th>TPos</th> <th>Remark</th> </tr> <tr> <th>Freq</th> <th>Level</th> <th>Line</th> <th>Margin</th> <th>Level</th> <th>Factor</th> <th>Loss Factor</th> <th></th> </tr> <tr> <th>MHz</th> <th>dBuV/m</th> <th>dBuV/m</th> <th>dB</th> <th>dBuV</th> <th>dB/m</th> <th>dB</th> <th>cm</th> </tr> </thead> <tbody> <tr> <td>1</td> <td>2483.55</td> <td>45.70</td> <td>54.00</td> <td>-8.30</td> <td>43.13</td> <td>30.70</td> <td>5.46</td> <td>33.59</td> <td>300</td> <td>238</td> <td>AVERAGE</td> </tr> </tbody> </table>	Limit	Read	Ant	Cable	Preamp	APos	TPos	Remark	Freq	Level	Line	Margin	Level	Factor	Loss Factor		MHz	dBuV/m	dBuV/m	dB	dBuV	dB/m	dB	cm	1	2483.55	45.70	54.00	-8.30	43.13	30.70	5.46	33.59	300	238	AVERAGE	 <p style="text-align: right;">Date: 2024-08-24</p> <table border="1"> <thead> <tr> <th>Limit</th> <th>Read</th> <th>Ant</th> <th>Cable</th> <th>Preamp</th> <th>APos</th> <th>TPos</th> <th>Remark</th> </tr> <tr> <th>Freq</th> <th>Level</th> <th>Line</th> <th>Margin</th> <th>Level</th> <th>Factor</th> <th>Loss Factor</th> <th></th> </tr> <tr> <th>MHz</th> <th>dBuV/m</th> <th>dBuV/m</th> <th>dB</th> <th>dBuV</th> <th>dB/m</th> <th>dB</th> <th>cm</th> </tr> </thead> <tbody> <tr> <td>1</td> <td>2462.00</td> <td>91.48</td> <td>-----</td> <td>-----</td> <td>88.92</td> <td>30.71</td> <td>5.43</td> <td>33.58</td> <td>300</td> <td>238</td> <td>AVERAGE</td> </tr> </tbody> </table>	Limit	Read	Ant	Cable	Preamp	APos	TPos	Remark	Freq	Level	Line	Margin	Level	Factor	Loss Factor		MHz	dBuV/m	dBuV/m	dB	dBuV	dB/m	dB	cm	1	2462.00	91.48	-----	-----	88.92	30.71	5.43	33.58	300	238	AVERAGE
Limit	Read	Ant	Cable	Preamp	APos	TPos	Remark																																																																			
Freq	Level	Line	Margin	Level	Factor	Loss Factor																																																																				
MHz	dBuV/m	dBuV/m	dB	dBuV	dB/m	dB	cm																																																																			
1	2483.55	45.70	54.00	-8.30	43.13	30.70	5.46	33.59	300	238	AVERAGE																																																															
Limit	Read	Ant	Cable	Preamp	APos	TPos	Remark																																																																			
Freq	Level	Line	Margin	Level	Factor	Loss Factor																																																																				
MHz	dBuV/m	dBuV/m	dB	dBuV	dB/m	dB	cm																																																																			
1	2462.00	91.48	-----	-----	88.92	30.71	5.43	33.58	300	238	AVERAGE																																																															



91																																					
Mode	Band Edge																																				
	U-NII-8_6.875-7.125_802.11be EHT320_Ch191_Full RU_6905MHz+802.11be EHT20_Ch11 2462 MHz																																				
ANT	CDD 0+1/ CDD 0+2																																				
Pol.	Vertical																																				
Peak	 <p style="text-align: right;">Date: 2024-08-24</p> <table border="1"> <thead> <tr> <th>Limit</th> <th>Read</th> <th>Ant</th> <th>Cable</th> <th>Preamp</th> <th>APos</th> <th>TPos</th> <th>Remark</th> </tr> <tr> <th>Freq</th> <th>Level</th> <th>Line</th> <th>Margin</th> <th>Level</th> <th>Factor</th> <th>Loss Factor</th> <th></th> </tr> <tr> <th>MHz</th> <th>dBuV/m</th> <th>dBuV/m</th> <th>dB</th> <th>dBuV</th> <th>dB/m</th> <th>dB</th> <th>cm</th> </tr> </thead> <tbody> <tr> <td>1</td> <td>2483.51</td> <td>51.45</td> <td>74.00</td> <td>-22.55</td> <td>48.88</td> <td>30.70</td> <td>5.46</td> <td>33.59</td> <td>105</td> <td>97</td> <td>PEAK</td> </tr> </tbody> </table>	Limit	Read	Ant	Cable	Preamp	APos	TPos	Remark	Freq	Level	Line	Margin	Level	Factor	Loss Factor		MHz	dBuV/m	dBuV/m	dB	dBuV	dB/m	dB	cm	1	2483.51	51.45	74.00	-22.55	48.88	30.70	5.46	33.59	105	97	PEAK
	Limit	Read	Ant	Cable	Preamp	APos	TPos	Remark																													
Freq	Level	Line	Margin	Level	Factor	Loss Factor																															
MHz	dBuV/m	dBuV/m	dB	dBuV	dB/m	dB	cm																														
1	2483.51	51.45	74.00	-22.55	48.88	30.70	5.46	33.59	105	97	PEAK																										
 <p style="text-align: right;">Date: 2024-08-24</p> <table border="1"> <thead> <tr> <th>Limit</th> <th>Read</th> <th>Ant</th> <th>Cable</th> <th>Preamp</th> <th>APos</th> <th>TPos</th> <th>Remark</th> </tr> <tr> <th>Freq</th> <th>Level</th> <th>Line</th> <th>Margin</th> <th>Level</th> <th>Factor</th> <th>Loss Factor</th> <th></th> </tr> <tr> <th>MHz</th> <th>dBuV/m</th> <th>dBuV/m</th> <th>dB</th> <th>dBuV</th> <th>dB/m</th> <th>dB</th> <th>cm</th> </tr> </thead> <tbody> <tr> <td>1</td> <td>2462.00</td> <td>106.26</td> <td>-----</td> <td>-----</td> <td>103.70</td> <td>30.71</td> <td>5.43</td> <td>33.58</td> <td>105</td> <td>97</td> <td>PEAK</td> </tr> </tbody> </table>	Limit	Read	Ant	Cable	Preamp	APos	TPos	Remark	Freq	Level	Line	Margin	Level	Factor	Loss Factor		MHz	dBuV/m	dBuV/m	dB	dBuV	dB/m	dB	cm	1	2462.00	106.26	-----	-----	103.70	30.71	5.43	33.58	105	97	PEAK	
Limit	Read	Ant	Cable	Preamp	APos	TPos	Remark																														
Freq	Level	Line	Margin	Level	Factor	Loss Factor																															
MHz	dBuV/m	dBuV/m	dB	dBuV	dB/m	dB	cm																														
1	2462.00	106.26	-----	-----	103.70	30.71	5.43	33.58	105	97	PEAK																										
Avg	 <p style="text-align: right;">Date: 2024-08-24</p> <table border="1"> <thead> <tr> <th>Limit</th> <th>Read</th> <th>Ant</th> <th>Cable</th> <th>Preamp</th> <th>APos</th> <th>TPos</th> <th>Remark</th> </tr> <tr> <th>Freq</th> <th>Level</th> <th>Line</th> <th>Margin</th> <th>Level</th> <th>Factor</th> <th>Loss Factor</th> <th></th> </tr> <tr> <th>MHz</th> <th>dBuV/m</th> <th>dBuV/m</th> <th>dB</th> <th>dBuV</th> <th>dB/m</th> <th>dB</th> <th>cm</th> </tr> </thead> <tbody> <tr> <td>1</td> <td>2483.58</td> <td>50.76</td> <td>54.00</td> <td>-3.24</td> <td>48.19</td> <td>30.70</td> <td>5.46</td> <td>33.59</td> <td>105</td> <td>97</td> <td>AVERAGE</td> </tr> </tbody> </table>	Limit	Read	Ant	Cable	Preamp	APos	TPos	Remark	Freq	Level	Line	Margin	Level	Factor	Loss Factor		MHz	dBuV/m	dBuV/m	dB	dBuV	dB/m	dB	cm	1	2483.58	50.76	54.00	-3.24	48.19	30.70	5.46	33.59	105	97	AVERAGE
	Limit	Read	Ant	Cable	Preamp	APos	TPos	Remark																													
Freq	Level	Line	Margin	Level	Factor	Loss Factor																															
MHz	dBuV/m	dBuV/m	dB	dBuV	dB/m	dB	cm																														
1	2483.58	50.76	54.00	-3.24	48.19	30.70	5.46	33.59	105	97	AVERAGE																										
 <p style="text-align: right;">Date: 2024-08-24</p> <table border="1"> <thead> <tr> <th>Limit</th> <th>Read</th> <th>Ant</th> <th>Cable</th> <th>Preamp</th> <th>APos</th> <th>TPos</th> <th>Remark</th> </tr> <tr> <th>Freq</th> <th>Level</th> <th>Line</th> <th>Margin</th> <th>Level</th> <th>Factor</th> <th>Loss Factor</th> <th></th> </tr> <tr> <th>MHz</th> <th>dBuV/m</th> <th>dBuV/m</th> <th>dB</th> <th>dBuV</th> <th>dB/m</th> <th>dB</th> <th>cm</th> </tr> </thead> <tbody> <tr> <td>1</td> <td>2462.00</td> <td>95.83</td> <td>-----</td> <td>-----</td> <td>93.27</td> <td>30.71</td> <td>5.43</td> <td>33.58</td> <td>105</td> <td>97</td> <td>AVERAGE</td> </tr> </tbody> </table>	Limit	Read	Ant	Cable	Preamp	APos	TPos	Remark	Freq	Level	Line	Margin	Level	Factor	Loss Factor		MHz	dBuV/m	dBuV/m	dB	dBuV	dB/m	dB	cm	1	2462.00	95.83	-----	-----	93.27	30.71	5.43	33.58	105	97	AVERAGE	
Limit	Read	Ant	Cable	Preamp	APos	TPos	Remark																														
Freq	Level	Line	Margin	Level	Factor	Loss Factor																															
MHz	dBuV/m	dBuV/m	dB	dBuV	dB/m	dB	cm																														
1	2462.00	95.83	-----	-----	93.27	30.71	5.43	33.58	105	97	AVERAGE																										



Mode	91																																																																																																																																
	Harmonic																																																																																																																																
	U-NII-8_6.875-7.125_802.11be EHT320_CH191_Full RU_6905MHz+802.11be EHT20_Ch11 2462 MHz																																																																																																																																
ANT	CDD 0+1/ CDD 0+2																																																																																																																																
Pol.	Horizontal	Vertical																																																																																																																															
Peak Avg	<p>Date: 2024-08-25</p>	<p>Date: 2024-08-25</p>																																																																																																																															
	<table border="1"> <thead> <tr> <th></th> <th>Limit</th> <th>Read</th> <th>Ant</th> <th>Cable</th> <th>Preamp</th> <th>APos</th> <th>TPos</th> <th></th> </tr> <tr> <th>Freq</th> <th>Level</th> <th>Line</th> <th>Margin</th> <th>Level</th> <th>Factor</th> <th>Loss</th> <th>Factor</th> <th>Remark</th> </tr> <tr> <th>MHz</th> <th>dBuV/m</th> <th>dBuV/m</th> <th>dB</th> <th>dBuV</th> <th>dB/m</th> <th>dB</th> <th>dB</th> <th>cm</th> <th>deg</th> </tr> </thead> <tbody> <tr> <td>1</td> <td>4956.00</td> <td>44.33</td> <td>74.00</td> <td>-29.67</td> <td>52.10</td> <td>36.09</td> <td>8.48</td> <td>52.34</td> <td>---</td> <td>---</td> <td>Peak</td> </tr> <tr> <td>2</td> <td>7434.00</td> <td>46.14</td> <td>74.00</td> <td>-27.86</td> <td>51.44</td> <td>36.83</td> <td>10.17</td> <td>52.30</td> <td>---</td> <td>---</td> <td>Peak</td> </tr> <tr> <td>3</td> <td>13810.00</td> <td>48.96</td> <td>88.20</td> <td>-39.24</td> <td>46.80</td> <td>40.31</td> <td>13.81</td> <td>51.96</td> <td>---</td> <td>---</td> <td>Peak</td> </tr> </tbody> </table>		Limit	Read	Ant	Cable	Preamp	APos	TPos		Freq	Level	Line	Margin	Level	Factor	Loss	Factor	Remark	MHz	dBuV/m	dBuV/m	dB	dBuV	dB/m	dB	dB	cm	deg	1	4956.00	44.33	74.00	-29.67	52.10	36.09	8.48	52.34	---	---	Peak	2	7434.00	46.14	74.00	-27.86	51.44	36.83	10.17	52.30	---	---	Peak	3	13810.00	48.96	88.20	-39.24	46.80	40.31	13.81	51.96	---	---	Peak	<table border="1"> <thead> <tr> <th></th> <th>Limit</th> <th>Read</th> <th>Ant</th> <th>Cable</th> <th>Preamp</th> <th>APos</th> <th>TPos</th> <th></th> </tr> <tr> <th>Freq</th> <th>Level</th> <th>Line</th> <th>Margin</th> <th>Level</th> <th>Factor</th> <th>Loss</th> <th>Factor</th> <th>Remark</th> </tr> <tr> <th>MHz</th> <th>dBuV/m</th> <th>dBuV/m</th> <th>dB</th> <th>dBuV</th> <th>dB/m</th> <th>dB</th> <th>dB</th> <th>cm</th> <th>deg</th> </tr> </thead> <tbody> <tr> <td>1</td> <td>4956.00</td> <td>44.08</td> <td>74.00</td> <td>-29.92</td> <td>51.85</td> <td>36.09</td> <td>8.48</td> <td>52.34</td> <td>---</td> <td>---</td> <td>Peak</td> </tr> <tr> <td>2</td> <td>7434.00</td> <td>46.32</td> <td>74.00</td> <td>-27.68</td> <td>51.62</td> <td>36.83</td> <td>10.17</td> <td>52.30</td> <td>---</td> <td>---</td> <td>Peak</td> </tr> <tr> <td>3</td> <td>13810.00</td> <td>48.60</td> <td>88.20</td> <td>-39.60</td> <td>46.44</td> <td>40.31</td> <td>13.81</td> <td>51.96</td> <td>---</td> <td>---</td> <td>Peak</td> </tr> </tbody> </table>		Limit	Read	Ant	Cable	Preamp	APos	TPos		Freq	Level	Line	Margin	Level	Factor	Loss	Factor	Remark	MHz	dBuV/m	dBuV/m	dB	dBuV	dB/m	dB	dB	cm	deg	1	4956.00	44.08	74.00	-29.92	51.85	36.09	8.48	52.34	---	---	Peak	2	7434.00	46.32	74.00	-27.68	51.62	36.83	10.17	52.30	---	---	Peak	3	13810.00	48.60	88.20	-39.60	46.44	40.31	13.81	51.96	---	---
	Limit	Read	Ant	Cable	Preamp	APos	TPos																																																																																																																										
Freq	Level	Line	Margin	Level	Factor	Loss	Factor	Remark																																																																																																																									
MHz	dBuV/m	dBuV/m	dB	dBuV	dB/m	dB	dB	cm	deg																																																																																																																								
1	4956.00	44.33	74.00	-29.67	52.10	36.09	8.48	52.34	---	---	Peak																																																																																																																						
2	7434.00	46.14	74.00	-27.86	51.44	36.83	10.17	52.30	---	---	Peak																																																																																																																						
3	13810.00	48.96	88.20	-39.24	46.80	40.31	13.81	51.96	---	---	Peak																																																																																																																						
	Limit	Read	Ant	Cable	Preamp	APos	TPos																																																																																																																										
Freq	Level	Line	Margin	Level	Factor	Loss	Factor	Remark																																																																																																																									
MHz	dBuV/m	dBuV/m	dB	dBuV	dB/m	dB	dB	cm	deg																																																																																																																								
1	4956.00	44.08	74.00	-29.92	51.85	36.09	8.48	52.34	---	---	Peak																																																																																																																						
2	7434.00	46.32	74.00	-27.68	51.62	36.83	10.17	52.30	---	---	Peak																																																																																																																						
3	13810.00	48.60	88.20	-39.60	46.44	40.31	13.81	51.96	---	---	Peak																																																																																																																						

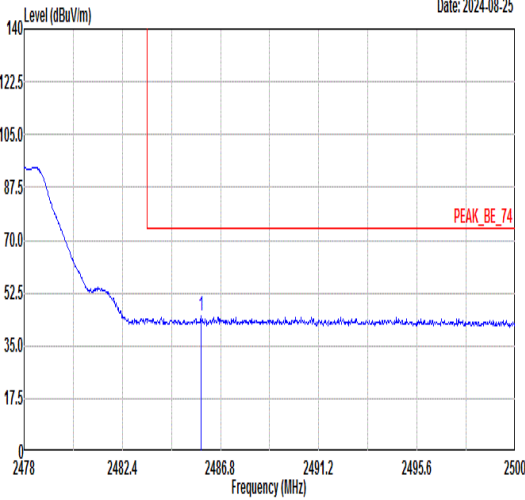
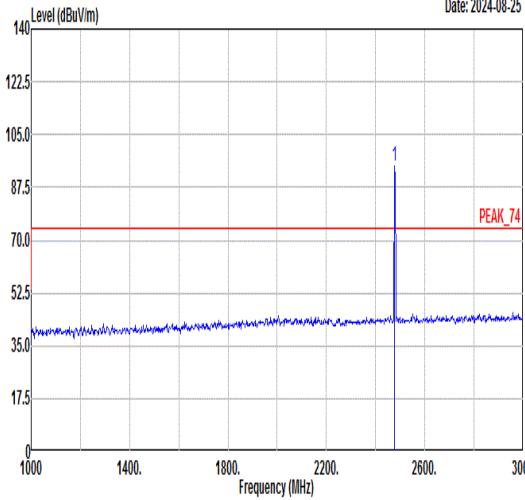
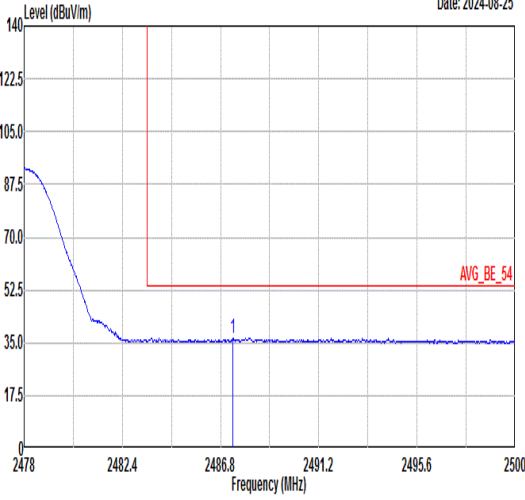
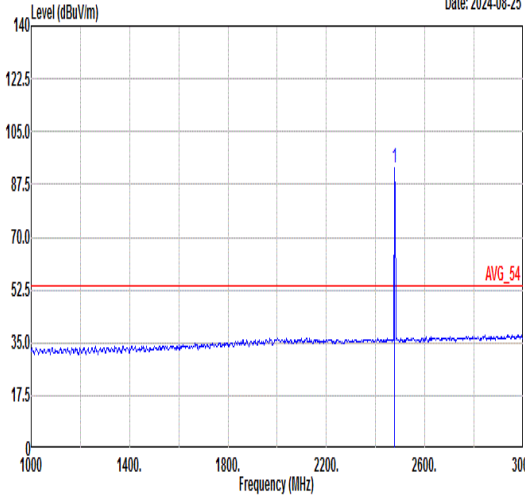


		92																																																																																							
Mode	Band Edge																																																																																								
	U-NII-8_6.875-7.125_802.11be EHT320_CH191_Full RU_6905MHz+ Bluetooth-LE_GSKF_Ch38_2478 MHz																																																																																								
ANT	CDD 0+1/2/																																																																																								
Pol.	Horizontal	Fundamental																																																																																							
Peak	<p style="text-align: right;">Date: 2024-08-25</p> <table border="1"> <thead> <tr> <th>Limit</th> <th>Margin</th> <th>Read</th> <th>Ant</th> <th>Cable</th> <th>Preamp</th> <th>Apos</th> <th>TPos</th> <th>Remark</th> </tr> <tr> <th>Freq</th> <th>Level</th> <th>Line</th> <th>Level</th> <th>Factor</th> <th>Loss Factor</th> <th></th> <th></th> <th></th> </tr> <tr> <th>MHz</th> <th>dBuV/m</th> <th>dBuV/m</th> <th>dBuV</th> <th>dB/m</th> <th>dB</th> <th>dB</th> <th>cm</th> <th>deg</th> </tr> </thead> <tbody> <tr> <td>1</td> <td>7214.48</td> <td>56.48</td> <td>88.20</td> <td>-31.72</td> <td>43.00</td> <td>36.91</td> <td>10.18</td> <td>33.61</td> <td>178</td> <td>34 PEAK</td> </tr> <tr> <td>2</td> <td>7261.67</td> <td>54.94</td> <td>74.00</td> <td>-19.06</td> <td>41.46</td> <td>36.90</td> <td>10.18</td> <td>33.60</td> <td>178</td> <td>34 PEAK</td> </tr> </tbody> </table>	Limit	Margin	Read	Ant	Cable	Preamp	Apos	TPos	Remark	Freq	Level	Line	Level	Factor	Loss Factor				MHz	dBuV/m	dBuV/m	dBuV	dB/m	dB	dB	cm	deg	1	7214.48	56.48	88.20	-31.72	43.00	36.91	10.18	33.61	178	34 PEAK	2	7261.67	54.94	74.00	-19.06	41.46	36.90	10.18	33.60	178	34 PEAK	<p style="text-align: right;">Date: 2024-08-25</p> <table border="1"> <thead> <tr> <th>Limit</th> <th>Margin</th> <th>Read</th> <th>Ant</th> <th>Cable</th> <th>Preamp</th> <th>Apos</th> <th>TPos</th> <th>Remark</th> </tr> <tr> <th>Freq</th> <th>Level</th> <th>Line</th> <th>Level</th> <th>Factor</th> <th>Loss Factor</th> <th></th> <th></th> <th></th> </tr> <tr> <th>MHz</th> <th>dBuV/m</th> <th>dBuV/m</th> <th>dBuV</th> <th>dB/m</th> <th>dB</th> <th>dB</th> <th>cm</th> <th>deg</th> </tr> </thead> <tbody> <tr> <td>1</td> <td>6905.00</td> <td>93.97</td> <td>-----</td> <td>-----</td> <td>80.00</td> <td>36.90</td> <td>10.52</td> <td>33.45</td> <td>178</td> <td>34 PEAK</td> </tr> </tbody> </table>	Limit	Margin	Read	Ant	Cable	Preamp	Apos	TPos	Remark	Freq	Level	Line	Level	Factor	Loss Factor				MHz	dBuV/m	dBuV/m	dBuV	dB/m	dB	dB	cm	deg	1	6905.00	93.97	-----	-----	80.00	36.90	10.52	33.45	178	34 PEAK
	Limit	Margin	Read	Ant	Cable	Preamp	Apos	TPos	Remark																																																																																
Freq	Level	Line	Level	Factor	Loss Factor																																																																																				
MHz	dBuV/m	dBuV/m	dBuV	dB/m	dB	dB	cm	deg																																																																																	
1	7214.48	56.48	88.20	-31.72	43.00	36.91	10.18	33.61	178	34 PEAK																																																																															
2	7261.67	54.94	74.00	-19.06	41.46	36.90	10.18	33.60	178	34 PEAK																																																																															
Limit	Margin	Read	Ant	Cable	Preamp	Apos	TPos	Remark																																																																																	
Freq	Level	Line	Level	Factor	Loss Factor																																																																																				
MHz	dBuV/m	dBuV/m	dBuV	dB/m	dB	dB	cm	deg																																																																																	
1	6905.00	93.97	-----	-----	80.00	36.90	10.52	33.45	178	34 PEAK																																																																															
Avg	<p style="text-align: right;">Date: 2024-08-25</p> <table border="1"> <thead> <tr> <th>Limit</th> <th>Margin</th> <th>Read</th> <th>Ant</th> <th>Cable</th> <th>Preamp</th> <th>Apos</th> <th>TPos</th> <th>Remark</th> </tr> <tr> <th>Freq</th> <th>Level</th> <th>Line</th> <th>Level</th> <th>Factor</th> <th>Loss Factor</th> <th></th> <th></th> <th></th> </tr> <tr> <th>MHz</th> <th>dBuV/m</th> <th>dBuV/m</th> <th>dBuV</th> <th>dB/m</th> <th>dB</th> <th>dB</th> <th>cm</th> <th>deg</th> </tr> </thead> <tbody> <tr> <td>1</td> <td>7216.30</td> <td>46.68</td> <td>68.20</td> <td>-21.52</td> <td>33.20</td> <td>36.91</td> <td>10.18</td> <td>33.61</td> <td>178</td> <td>34 AVERAGE</td> </tr> <tr> <td>2</td> <td>7268.33</td> <td>45.57</td> <td>54.00</td> <td>-8.43</td> <td>32.09</td> <td>36.89</td> <td>10.18</td> <td>33.59</td> <td>178</td> <td>34 AVERAGE</td> </tr> </tbody> </table>	Limit	Margin	Read	Ant	Cable	Preamp	Apos	TPos	Remark	Freq	Level	Line	Level	Factor	Loss Factor				MHz	dBuV/m	dBuV/m	dBuV	dB/m	dB	dB	cm	deg	1	7216.30	46.68	68.20	-21.52	33.20	36.91	10.18	33.61	178	34 AVERAGE	2	7268.33	45.57	54.00	-8.43	32.09	36.89	10.18	33.59	178	34 AVERAGE	<p style="text-align: right;">Date: 2024-08-25</p> <table border="1"> <thead> <tr> <th>Limit</th> <th>Margin</th> <th>Read</th> <th>Ant</th> <th>Cable</th> <th>Preamp</th> <th>Apos</th> <th>TPos</th> <th>Remark</th> </tr> <tr> <th>Freq</th> <th>Level</th> <th>Line</th> <th>Level</th> <th>Factor</th> <th>Loss Factor</th> <th></th> <th></th> <th></th> </tr> <tr> <th>MHz</th> <th>dBuV/m</th> <th>dBuV/m</th> <th>dBuV</th> <th>dB/m</th> <th>dB</th> <th>dB</th> <th>cm</th> <th>deg</th> </tr> </thead> <tbody> <tr> <td>1</td> <td>6905.00</td> <td>88.73</td> <td>-----</td> <td>-----</td> <td>86.17</td> <td>30.70</td> <td>5.45</td> <td>33.59</td> <td>178</td> <td>34 AVERAGE</td> </tr> </tbody> </table>	Limit	Margin	Read	Ant	Cable	Preamp	Apos	TPos	Remark	Freq	Level	Line	Level	Factor	Loss Factor				MHz	dBuV/m	dBuV/m	dBuV	dB/m	dB	dB	cm	deg	1	6905.00	88.73	-----	-----	86.17	30.70	5.45	33.59	178	34 AVERAGE
Limit	Margin	Read	Ant	Cable	Preamp	Apos	TPos	Remark																																																																																	
Freq	Level	Line	Level	Factor	Loss Factor																																																																																				
MHz	dBuV/m	dBuV/m	dBuV	dB/m	dB	dB	cm	deg																																																																																	
1	7216.30	46.68	68.20	-21.52	33.20	36.91	10.18	33.61	178	34 AVERAGE																																																																															
2	7268.33	45.57	54.00	-8.43	32.09	36.89	10.18	33.59	178	34 AVERAGE																																																																															
Limit	Margin	Read	Ant	Cable	Preamp	Apos	TPos	Remark																																																																																	
Freq	Level	Line	Level	Factor	Loss Factor																																																																																				
MHz	dBuV/m	dBuV/m	dBuV	dB/m	dB	dB	cm	deg																																																																																	
1	6905.00	88.73	-----	-----	86.17	30.70	5.45	33.59	178	34 AVERAGE																																																																															



		92																																																																																							
Mode	Band Edge																																																																																								
	U-NII-8_6.875-7.125_802.11be EHT320_CH191_Full RU_6905MHz+ Bluetooth-LE_GSKF_Ch38_2478 MHz																																																																																								
ANT	CDD 0+1/2																																																																																								
Pol.	Vertical	Fundamental																																																																																							
Peak	<p style="text-align: right;">Date: 2024-08-25</p> <table border="1"> <thead> <tr> <th>Limit</th> <th>Margin</th> <th>Read</th> <th>Ant</th> <th>Cable</th> <th>Preamp</th> <th>Apos</th> <th>TPos</th> <th>Remark</th> </tr> <tr> <th>Freq</th> <th>Level</th> <th>Line</th> <th>Level</th> <th>Factor</th> <th>Loss Factor</th> <th></th> <th></th> <th></th> </tr> <tr> <th>MHz</th> <th>dBuV/m</th> <th>dBuV/m</th> <th>dBuV</th> <th>dB/m</th> <th>dB</th> <th>dB</th> <th>cm</th> <th>deg</th> </tr> </thead> <tbody> <tr> <td>1</td> <td>7219.32</td> <td>56.09</td> <td>88.20</td> <td>-32.11</td> <td>42.61</td> <td>36.91</td> <td>10.18</td> <td>33.61</td> <td>252</td> <td>0 PEAK</td> </tr> <tr> <td>2</td> <td>7255.62</td> <td>54.03</td> <td>74.00</td> <td>-19.97</td> <td>40.55</td> <td>36.90</td> <td>10.18</td> <td>33.60</td> <td>252</td> <td>0 PEAK</td> </tr> </tbody> </table>	Limit	Margin	Read	Ant	Cable	Preamp	Apos	TPos	Remark	Freq	Level	Line	Level	Factor	Loss Factor				MHz	dBuV/m	dBuV/m	dBuV	dB/m	dB	dB	cm	deg	1	7219.32	56.09	88.20	-32.11	42.61	36.91	10.18	33.61	252	0 PEAK	2	7255.62	54.03	74.00	-19.97	40.55	36.90	10.18	33.60	252	0 PEAK	<p style="text-align: right;">Date: 2024-08-25</p> <table border="1"> <thead> <tr> <th>Limit</th> <th>Margin</th> <th>Read</th> <th>Ant</th> <th>Cable</th> <th>Preamp</th> <th>Apos</th> <th>TPos</th> <th>Remark</th> </tr> <tr> <th>Freq</th> <th>Level</th> <th>Line</th> <th>Level</th> <th>Factor</th> <th>Loss Factor</th> <th></th> <th></th> <th></th> </tr> <tr> <th>MHz</th> <th>dBuV/m</th> <th>dBuV/m</th> <th>dBuV</th> <th>dB/m</th> <th>dB</th> <th>dB</th> <th>cm</th> <th>deg</th> </tr> </thead> <tbody> <tr> <td>1</td> <td>6905.00</td> <td>95.55</td> <td>-----</td> <td>-----</td> <td>82.00</td> <td>36.98</td> <td>10.23</td> <td>33.66</td> <td>252</td> <td>0 PEAK</td> </tr> </tbody> </table>	Limit	Margin	Read	Ant	Cable	Preamp	Apos	TPos	Remark	Freq	Level	Line	Level	Factor	Loss Factor				MHz	dBuV/m	dBuV/m	dBuV	dB/m	dB	dB	cm	deg	1	6905.00	95.55	-----	-----	82.00	36.98	10.23	33.66	252	0 PEAK
	Limit	Margin	Read	Ant	Cable	Preamp	Apos	TPos	Remark																																																																																
Freq	Level	Line	Level	Factor	Loss Factor																																																																																				
MHz	dBuV/m	dBuV/m	dBuV	dB/m	dB	dB	cm	deg																																																																																	
1	7219.32	56.09	88.20	-32.11	42.61	36.91	10.18	33.61	252	0 PEAK																																																																															
2	7255.62	54.03	74.00	-19.97	40.55	36.90	10.18	33.60	252	0 PEAK																																																																															
Limit	Margin	Read	Ant	Cable	Preamp	Apos	TPos	Remark																																																																																	
Freq	Level	Line	Level	Factor	Loss Factor																																																																																				
MHz	dBuV/m	dBuV/m	dBuV	dB/m	dB	dB	cm	deg																																																																																	
1	6905.00	95.55	-----	-----	82.00	36.98	10.23	33.66	252	0 PEAK																																																																															
Avg	<p style="text-align: right;">Date: 2024-08-25</p> <table border="1"> <thead> <tr> <th>Limit</th> <th>Margin</th> <th>Read</th> <th>Ant</th> <th>Cable</th> <th>Preamp</th> <th>Apos</th> <th>TPos</th> <th>Remark</th> </tr> <tr> <th>Freq</th> <th>Level</th> <th>Line</th> <th>Level</th> <th>Factor</th> <th>Loss Factor</th> <th></th> <th></th> <th></th> </tr> <tr> <th>MHz</th> <th>dBuV/m</th> <th>dBuV/m</th> <th>dBuV</th> <th>dB/m</th> <th>dB</th> <th>dB</th> <th>cm</th> <th>deg</th> </tr> </thead> <tbody> <tr> <td>1</td> <td>7218.72</td> <td>47.00</td> <td>68.20</td> <td>-21.20</td> <td>33.52</td> <td>36.91</td> <td>10.18</td> <td>33.61</td> <td>252</td> <td>0 AVERAGE</td> </tr> <tr> <td>2</td> <td>7256.83</td> <td>45.26</td> <td>54.00</td> <td>-8.74</td> <td>31.78</td> <td>36.90</td> <td>10.18</td> <td>33.60</td> <td>252</td> <td>0 AVERAGE</td> </tr> </tbody> </table>	Limit	Margin	Read	Ant	Cable	Preamp	Apos	TPos	Remark	Freq	Level	Line	Level	Factor	Loss Factor				MHz	dBuV/m	dBuV/m	dBuV	dB/m	dB	dB	cm	deg	1	7218.72	47.00	68.20	-21.20	33.52	36.91	10.18	33.61	252	0 AVERAGE	2	7256.83	45.26	54.00	-8.74	31.78	36.90	10.18	33.60	252	0 AVERAGE	<p style="text-align: right;">Date: 2024-08-25</p> <table border="1"> <thead> <tr> <th>Limit</th> <th>Margin</th> <th>Read</th> <th>Ant</th> <th>Cable</th> <th>Preamp</th> <th>Apos</th> <th>TPos</th> <th>Remark</th> </tr> <tr> <th>Freq</th> <th>Level</th> <th>Line</th> <th>Level</th> <th>Factor</th> <th>Loss Factor</th> <th></th> <th></th> <th></th> </tr> <tr> <th>MHz</th> <th>dBuV/m</th> <th>dBuV/m</th> <th>dBuV</th> <th>dB/m</th> <th>dB</th> <th>dB</th> <th>cm</th> <th>deg</th> </tr> </thead> <tbody> <tr> <td>1</td> <td>6905.00</td> <td>89.30</td> <td>-----</td> <td>-----</td> <td>86.74</td> <td>30.70</td> <td>5.45</td> <td>33.59</td> <td>252</td> <td>0 AVERAGE</td> </tr> </tbody> </table>	Limit	Margin	Read	Ant	Cable	Preamp	Apos	TPos	Remark	Freq	Level	Line	Level	Factor	Loss Factor				MHz	dBuV/m	dBuV/m	dBuV	dB/m	dB	dB	cm	deg	1	6905.00	89.30	-----	-----	86.74	30.70	5.45	33.59	252	0 AVERAGE
Limit	Margin	Read	Ant	Cable	Preamp	Apos	TPos	Remark																																																																																	
Freq	Level	Line	Level	Factor	Loss Factor																																																																																				
MHz	dBuV/m	dBuV/m	dBuV	dB/m	dB	dB	cm	deg																																																																																	
1	7218.72	47.00	68.20	-21.20	33.52	36.91	10.18	33.61	252	0 AVERAGE																																																																															
2	7256.83	45.26	54.00	-8.74	31.78	36.90	10.18	33.60	252	0 AVERAGE																																																																															
Limit	Margin	Read	Ant	Cable	Preamp	Apos	TPos	Remark																																																																																	
Freq	Level	Line	Level	Factor	Loss Factor																																																																																				
MHz	dBuV/m	dBuV/m	dBuV	dB/m	dB	dB	cm	deg																																																																																	
1	6905.00	89.30	-----	-----	86.74	30.70	5.45	33.59	252	0 AVERAGE																																																																															



		92																																																																														
Mode	Band Edge																																																																															
	U-NII-8_6.875-7.125_802.11be EHT320_CH191_Full RU_6905MHz+ Bluetooth-LE_GSKF_Ch38_2478 MHz																																																																															
ANT	CDD 0+1/2																																																																															
Pol.	Horizontal	Fundamental																																																																														
Peak	 <p>Date: 2024-08-25</p> <table border="1"> <thead> <tr> <th>Limit</th> <th>Margin</th> <th>Read</th> <th>Ant</th> <th>Cable</th> <th>Preamp</th> <th>APos</th> <th>TPos</th> <th></th> </tr> <tr> <th>Freq</th> <th>Level</th> <th>Line</th> <th>Level</th> <th>Factor</th> <th>Loss Factor</th> <th></th> <th></th> <th>Remark</th> </tr> <tr> <th>MHz</th> <th>dBuV/m</th> <th>dBuV/m</th> <th>dBuV</th> <th>dB/m</th> <th>dB</th> <th>dB</th> <th>cm</th> <th>deg</th> </tr> </thead> <tbody> <tr> <td>1</td> <td>2485.92</td> <td>44.69</td> <td>74.00</td> <td>-29.31</td> <td>42.12</td> <td>30.70</td> <td>5.46</td> <td>33.59</td> <td>300</td> <td>282</td> <td>PEAK</td> </tr> </tbody> </table>	Limit	Margin	Read	Ant	Cable	Preamp	APos	TPos		Freq	Level	Line	Level	Factor	Loss Factor			Remark	MHz	dBuV/m	dBuV/m	dBuV	dB/m	dB	dB	cm	deg	1	2485.92	44.69	74.00	-29.31	42.12	30.70	5.46	33.59	300	282	PEAK	 <p>Date: 2024-08-25</p> <table border="1"> <thead> <tr> <th>Limit</th> <th>Margin</th> <th>Read</th> <th>Ant</th> <th>Cable</th> <th>Preamp</th> <th>APos</th> <th>TPos</th> <th></th> </tr> <tr> <th>Freq</th> <th>Level</th> <th>Line</th> <th>Level</th> <th>Factor</th> <th>Loss Factor</th> <th></th> <th></th> <th>Remark</th> </tr> <tr> <th>MHz</th> <th>dBuV/m</th> <th>dBuV/m</th> <th>dBuV</th> <th>dB/m</th> <th>dB</th> <th>dB</th> <th>cm</th> <th>deg</th> </tr> </thead> <tbody> <tr> <td>1</td> <td>2478.00</td> <td>94.38</td> <td>-----</td> <td>-----</td> <td>91.82</td> <td>30.70</td> <td>5.45</td> <td>33.59</td> <td>300</td> <td>282</td> <td>PEAK</td> </tr> </tbody> </table>	Limit	Margin	Read	Ant	Cable	Preamp	APos	TPos		Freq	Level	Line	Level	Factor	Loss Factor			Remark	MHz	dBuV/m	dBuV/m	dBuV	dB/m	dB	dB	cm	deg	1	2478.00	94.38	-----	-----	91.82	30.70	5.45	33.59	300	282	PEAK
	Limit	Margin	Read	Ant	Cable	Preamp	APos	TPos																																																																								
Freq	Level	Line	Level	Factor	Loss Factor			Remark																																																																								
MHz	dBuV/m	dBuV/m	dBuV	dB/m	dB	dB	cm	deg																																																																								
1	2485.92	44.69	74.00	-29.31	42.12	30.70	5.46	33.59	300	282	PEAK																																																																					
Limit	Margin	Read	Ant	Cable	Preamp	APos	TPos																																																																									
Freq	Level	Line	Level	Factor	Loss Factor			Remark																																																																								
MHz	dBuV/m	dBuV/m	dBuV	dB/m	dB	dB	cm	deg																																																																								
1	2478.00	94.38	-----	-----	91.82	30.70	5.45	33.59	300	282	PEAK																																																																					
Avg	 <p>Date: 2024-08-25</p> <table border="1"> <thead> <tr> <th>Limit</th> <th>Margin</th> <th>Read</th> <th>Ant</th> <th>Cable</th> <th>Preamp</th> <th>APos</th> <th>TPos</th> <th></th> </tr> <tr> <th>Freq</th> <th>Level</th> <th>Line</th> <th>Level</th> <th>Factor</th> <th>Loss Factor</th> <th></th> <th></th> <th>Remark</th> </tr> <tr> <th>MHz</th> <th>dBuV/m</th> <th>dBuV/m</th> <th>dBuV</th> <th>dB/m</th> <th>dB</th> <th>dB</th> <th>cm</th> <th>deg</th> </tr> </thead> <tbody> <tr> <td>1</td> <td>2487.35</td> <td>36.62</td> <td>54.00</td> <td>-17.38</td> <td>34.05</td> <td>30.70</td> <td>5.46</td> <td>33.59</td> <td>300</td> <td>282</td> <td>AVERAGE</td> </tr> </tbody> </table>	Limit	Margin	Read	Ant	Cable	Preamp	APos	TPos		Freq	Level	Line	Level	Factor	Loss Factor			Remark	MHz	dBuV/m	dBuV/m	dBuV	dB/m	dB	dB	cm	deg	1	2487.35	36.62	54.00	-17.38	34.05	30.70	5.46	33.59	300	282	AVERAGE	 <p>Date: 2024-08-25</p> <table border="1"> <thead> <tr> <th>Limit</th> <th>Margin</th> <th>Read</th> <th>Ant</th> <th>Cable</th> <th>Preamp</th> <th>APos</th> <th>TPos</th> <th></th> </tr> <tr> <th>Freq</th> <th>Level</th> <th>Line</th> <th>Level</th> <th>Factor</th> <th>Loss Factor</th> <th></th> <th></th> <th>Remark</th> </tr> <tr> <th>MHz</th> <th>dBuV/m</th> <th>dBuV/m</th> <th>dBuV</th> <th>dB/m</th> <th>dB</th> <th>dB</th> <th>cm</th> <th>deg</th> </tr> </thead> <tbody> <tr> <td>1</td> <td>2478.00</td> <td>93.01</td> <td>-----</td> <td>-----</td> <td>90.45</td> <td>30.70</td> <td>5.45</td> <td>33.59</td> <td>300</td> <td>282</td> <td>AVERAGE</td> </tr> </tbody> </table>	Limit	Margin	Read	Ant	Cable	Preamp	APos	TPos		Freq	Level	Line	Level	Factor	Loss Factor			Remark	MHz	dBuV/m	dBuV/m	dBuV	dB/m	dB	dB	cm	deg	1	2478.00	93.01	-----	-----	90.45	30.70	5.45	33.59	300	282	AVERAGE
Limit	Margin	Read	Ant	Cable	Preamp	APos	TPos																																																																									
Freq	Level	Line	Level	Factor	Loss Factor			Remark																																																																								
MHz	dBuV/m	dBuV/m	dBuV	dB/m	dB	dB	cm	deg																																																																								
1	2487.35	36.62	54.00	-17.38	34.05	30.70	5.46	33.59	300	282	AVERAGE																																																																					
Limit	Margin	Read	Ant	Cable	Preamp	APos	TPos																																																																									
Freq	Level	Line	Level	Factor	Loss Factor			Remark																																																																								
MHz	dBuV/m	dBuV/m	dBuV	dB/m	dB	dB	cm	deg																																																																								
1	2478.00	93.01	-----	-----	90.45	30.70	5.45	33.59	300	282	AVERAGE																																																																					



		92																																																																														
Mode	Band Edge																																																																															
	U-NII-8_6.875-7.125_802.11be EHT320_CH191_Full RU_6905MHz+ Bluetooth-LE_GSKF_Ch38_2478 MHz																																																																															
ANT	CDD 0+1/2																																																																															
Pol.	Vertical	Fundamental																																																																														
Peak	<p style="text-align: right;">Date: 2024-08-25</p> <table border="1"> <thead> <tr> <th>Limit</th> <th>Margin</th> <th>Read</th> <th>Ant</th> <th>Cable</th> <th>Preamp</th> <th>APos</th> <th>TPos</th> <th>Remark</th> </tr> <tr> <th>Freq</th> <th>Level</th> <th>Line</th> <th>(dB)</th> <th>Level</th> <th>Factor</th> <th>Loss</th> <th>Factor</th> <th></th> </tr> <tr> <th>MHz</th> <th>dBuV/m</th> <th>dBuV/m</th> <th>dB</th> <th>dB/m</th> <th>dB</th> <th>dB</th> <th>cm</th> <th>deg</th> </tr> </thead> <tbody> <tr> <td>1</td> <td>2489.66</td> <td>44.73</td> <td>74.00</td> <td>-29.27</td> <td>42.15</td> <td>30.70</td> <td>5.47</td> <td>33.59</td> <td>396</td> <td>360</td> <td>PEAK</td> </tr> </tbody> </table>	Limit	Margin	Read	Ant	Cable	Preamp	APos	TPos	Remark	Freq	Level	Line	(dB)	Level	Factor	Loss	Factor		MHz	dBuV/m	dBuV/m	dB	dB/m	dB	dB	cm	deg	1	2489.66	44.73	74.00	-29.27	42.15	30.70	5.47	33.59	396	360	PEAK	<p style="text-align: right;">Date: 2024-08-25</p> <table border="1"> <thead> <tr> <th>Limit</th> <th>Margin</th> <th>Read</th> <th>Ant</th> <th>Cable</th> <th>Preamp</th> <th>APos</th> <th>TPos</th> <th>Remark</th> </tr> <tr> <th>Freq</th> <th>Level</th> <th>Line</th> <th>(dB)</th> <th>Level</th> <th>Factor</th> <th>Loss</th> <th>Factor</th> <th></th> </tr> <tr> <th>MHz</th> <th>dBuV/m</th> <th>dBuV/m</th> <th>dB</th> <th>dB/m</th> <th>dB</th> <th>dB</th> <th>cm</th> <th>deg</th> </tr> </thead> <tbody> <tr> <td>1</td> <td>2478.00</td> <td>86.64</td> <td>-----</td> <td>-----</td> <td>84.08</td> <td>30.70</td> <td>5.45</td> <td>33.59</td> <td>396</td> <td>360</td> <td>PEAK</td> </tr> </tbody> </table>	Limit	Margin	Read	Ant	Cable	Preamp	APos	TPos	Remark	Freq	Level	Line	(dB)	Level	Factor	Loss	Factor		MHz	dBuV/m	dBuV/m	dB	dB/m	dB	dB	cm	deg	1	2478.00	86.64	-----	-----	84.08	30.70	5.45	33.59	396	360	PEAK
	Limit	Margin	Read	Ant	Cable	Preamp	APos	TPos	Remark																																																																							
Freq	Level	Line	(dB)	Level	Factor	Loss	Factor																																																																									
MHz	dBuV/m	dBuV/m	dB	dB/m	dB	dB	cm	deg																																																																								
1	2489.66	44.73	74.00	-29.27	42.15	30.70	5.47	33.59	396	360	PEAK																																																																					
Limit	Margin	Read	Ant	Cable	Preamp	APos	TPos	Remark																																																																								
Freq	Level	Line	(dB)	Level	Factor	Loss	Factor																																																																									
MHz	dBuV/m	dBuV/m	dB	dB/m	dB	dB	cm	deg																																																																								
1	2478.00	86.64	-----	-----	84.08	30.70	5.45	33.59	396	360	PEAK																																																																					
Avg	<p style="text-align: right;">Date: 2024-08-25</p> <table border="1"> <thead> <tr> <th>Limit</th> <th>Margin</th> <th>Read</th> <th>Ant</th> <th>Cable</th> <th>Preamp</th> <th>APos</th> <th>TPos</th> <th>Remark</th> </tr> <tr> <th>Freq</th> <th>Level</th> <th>Line</th> <th>(dB)</th> <th>Level</th> <th>Factor</th> <th>Loss</th> <th>Factor</th> <th></th> </tr> <tr> <th>MHz</th> <th>dBuV/m</th> <th>dBuV/m</th> <th>dB</th> <th>dB/m</th> <th>dB</th> <th>dB</th> <th>cm</th> <th>deg</th> </tr> </thead> <tbody> <tr> <td>1</td> <td>2491.75</td> <td>36.54</td> <td>54.00</td> <td>-17.46</td> <td>33.97</td> <td>30.70</td> <td>5.47</td> <td>33.60</td> <td>396</td> <td>360</td> <td>AVERAGE</td> </tr> </tbody> </table>	Limit	Margin	Read	Ant	Cable	Preamp	APos	TPos	Remark	Freq	Level	Line	(dB)	Level	Factor	Loss	Factor		MHz	dBuV/m	dBuV/m	dB	dB/m	dB	dB	cm	deg	1	2491.75	36.54	54.00	-17.46	33.97	30.70	5.47	33.60	396	360	AVERAGE	<p style="text-align: right;">Date: 2024-08-25</p> <table border="1"> <thead> <tr> <th>Limit</th> <th>Margin</th> <th>Read</th> <th>Ant</th> <th>Cable</th> <th>Preamp</th> <th>APos</th> <th>TPos</th> <th>Remark</th> </tr> <tr> <th>Freq</th> <th>Level</th> <th>Line</th> <th>(dB)</th> <th>Level</th> <th>Factor</th> <th>Loss</th> <th>Factor</th> <th></th> </tr> <tr> <th>MHz</th> <th>dBuV/m</th> <th>dBuV/m</th> <th>dB</th> <th>dB/m</th> <th>dB</th> <th>dB</th> <th>cm</th> <th>deg</th> </tr> </thead> <tbody> <tr> <td>1</td> <td>2478.00</td> <td>85.17</td> <td>-----</td> <td>-----</td> <td>82.61</td> <td>30.70</td> <td>5.45</td> <td>33.59</td> <td>396</td> <td>360</td> <td>AVERAGE</td> </tr> </tbody> </table>	Limit	Margin	Read	Ant	Cable	Preamp	APos	TPos	Remark	Freq	Level	Line	(dB)	Level	Factor	Loss	Factor		MHz	dBuV/m	dBuV/m	dB	dB/m	dB	dB	cm	deg	1	2478.00	85.17	-----	-----	82.61	30.70	5.45	33.59	396	360	AVERAGE
Limit	Margin	Read	Ant	Cable	Preamp	APos	TPos	Remark																																																																								
Freq	Level	Line	(dB)	Level	Factor	Loss	Factor																																																																									
MHz	dBuV/m	dBuV/m	dB	dB/m	dB	dB	cm	deg																																																																								
1	2491.75	36.54	54.00	-17.46	33.97	30.70	5.47	33.60	396	360	AVERAGE																																																																					
Limit	Margin	Read	Ant	Cable	Preamp	APos	TPos	Remark																																																																								
Freq	Level	Line	(dB)	Level	Factor	Loss	Factor																																																																									
MHz	dBuV/m	dBuV/m	dB	dB/m	dB	dB	cm	deg																																																																								
1	2478.00	85.17	-----	-----	82.61	30.70	5.45	33.59	396	360	AVERAGE																																																																					



Mode	92																																																																																																																								
	Harmonic																																																																																																																								
	U-NII-8_6.875-7.125_802.11be EHT320_CH191_Full RU_6905MHz+ Bluetooth-LE_GSKF_Ch38_2478 MHz																																																																																																																								
ANT	CDD 0+1/2																																																																																																																								
Pol.	Horizontal	Vertical																																																																																																																							
Peak Avg	<p>Date: 2024-08-25</p>	<p>Date: 2024-08-25</p>																																																																																																																							
	<table border="1"> <thead> <tr> <th>Limit</th> <th>Read</th> <th>Ant</th> <th>Cable</th> <th>Preamp</th> <th>APos</th> <th>TPos</th> <th>Remark</th> </tr> <tr> <th>Freq</th> <th>Level</th> <th>Line</th> <th>Margin</th> <th>Level</th> <th>Factor</th> <th>Loss</th> <th>Factor</th> </tr> <tr> <th>MHz</th> <th>dBuV/m</th> <th>dBuV/m</th> <th>dB</th> <th>dBuV</th> <th>dB/m</th> <th>dB</th> <th>dB</th> </tr> </thead> <tbody> <tr> <td>1</td> <td>4924.00</td> <td>43.33</td> <td>74.00</td> <td>-30.67</td> <td>51.18</td> <td>36.02</td> <td>8.57</td> <td>52.44</td> <td>---</td> <td>---</td> <td>Peak</td> </tr> <tr> <td>2</td> <td>7386.00</td> <td>47.93</td> <td>74.00</td> <td>-26.07</td> <td>53.20</td> <td>36.85</td> <td>10.18</td> <td>52.30</td> <td>---</td> <td>---</td> <td>Peak</td> </tr> <tr> <td>3</td> <td>13810.00</td> <td>48.96</td> <td>74.00</td> <td>-25.04</td> <td>46.80</td> <td>40.31</td> <td>13.81</td> <td>51.96</td> <td>---</td> <td>---</td> <td>Peak</td> </tr> </tbody> </table>	Limit	Read	Ant	Cable	Preamp	APos	TPos	Remark	Freq	Level	Line	Margin	Level	Factor	Loss	Factor	MHz	dBuV/m	dBuV/m	dB	dBuV	dB/m	dB	dB	1	4924.00	43.33	74.00	-30.67	51.18	36.02	8.57	52.44	---	---	Peak	2	7386.00	47.93	74.00	-26.07	53.20	36.85	10.18	52.30	---	---	Peak	3	13810.00	48.96	74.00	-25.04	46.80	40.31	13.81	51.96	---	---	Peak	<table border="1"> <thead> <tr> <th>Limit</th> <th>Read</th> <th>Ant</th> <th>Cable</th> <th>Preamp</th> <th>APos</th> <th>TPos</th> <th>Remark</th> </tr> <tr> <th>Freq</th> <th>Level</th> <th>Line</th> <th>Margin</th> <th>Level</th> <th>Factor</th> <th>Loss</th> <th>Factor</th> </tr> <tr> <th>MHz</th> <th>dBuV/m</th> <th>dBuV/m</th> <th>dB</th> <th>dBuV</th> <th>dB/m</th> <th>dB</th> <th>dB</th> </tr> </thead> <tbody> <tr> <td>1</td> <td>4924.00</td> <td>43.46</td> <td>74.00</td> <td>-30.54</td> <td>51.31</td> <td>36.02</td> <td>8.57</td> <td>52.44</td> <td>---</td> <td>---</td> <td>Peak</td> </tr> <tr> <td>2</td> <td>7386.00</td> <td>47.48</td> <td>74.00</td> <td>-26.52</td> <td>52.75</td> <td>36.85</td> <td>10.18</td> <td>52.30</td> <td>---</td> <td>---</td> <td>Peak</td> </tr> <tr> <td>3</td> <td>13810.00</td> <td>48.60</td> <td>74.00</td> <td>-25.40</td> <td>46.44</td> <td>40.31</td> <td>13.81</td> <td>51.96</td> <td>---</td> <td>---</td> <td>Peak</td> </tr> </tbody> </table>	Limit	Read	Ant	Cable	Preamp	APos	TPos	Remark	Freq	Level	Line	Margin	Level	Factor	Loss	Factor	MHz	dBuV/m	dBuV/m	dB	dBuV	dB/m	dB	dB	1	4924.00	43.46	74.00	-30.54	51.31	36.02	8.57	52.44	---	---	Peak	2	7386.00	47.48	74.00	-26.52	52.75	36.85	10.18	52.30	---	---	Peak	3	13810.00	48.60	74.00	-25.40	46.44	40.31	13.81	51.96	---	---
Limit	Read	Ant	Cable	Preamp	APos	TPos	Remark																																																																																																																		
Freq	Level	Line	Margin	Level	Factor	Loss	Factor																																																																																																																		
MHz	dBuV/m	dBuV/m	dB	dBuV	dB/m	dB	dB																																																																																																																		
1	4924.00	43.33	74.00	-30.67	51.18	36.02	8.57	52.44	---	---	Peak																																																																																																														
2	7386.00	47.93	74.00	-26.07	53.20	36.85	10.18	52.30	---	---	Peak																																																																																																														
3	13810.00	48.96	74.00	-25.04	46.80	40.31	13.81	51.96	---	---	Peak																																																																																																														
Limit	Read	Ant	Cable	Preamp	APos	TPos	Remark																																																																																																																		
Freq	Level	Line	Margin	Level	Factor	Loss	Factor																																																																																																																		
MHz	dBuV/m	dBuV/m	dB	dBuV	dB/m	dB	dB																																																																																																																		
1	4924.00	43.46	74.00	-30.54	51.31	36.02	8.57	52.44	---	---	Peak																																																																																																														
2	7386.00	47.48	74.00	-26.52	52.75	36.85	10.18	52.30	---	---	Peak																																																																																																														
3	13810.00	48.60	74.00	-25.40	46.44	40.31	13.81	51.96	---	---	Peak																																																																																																														

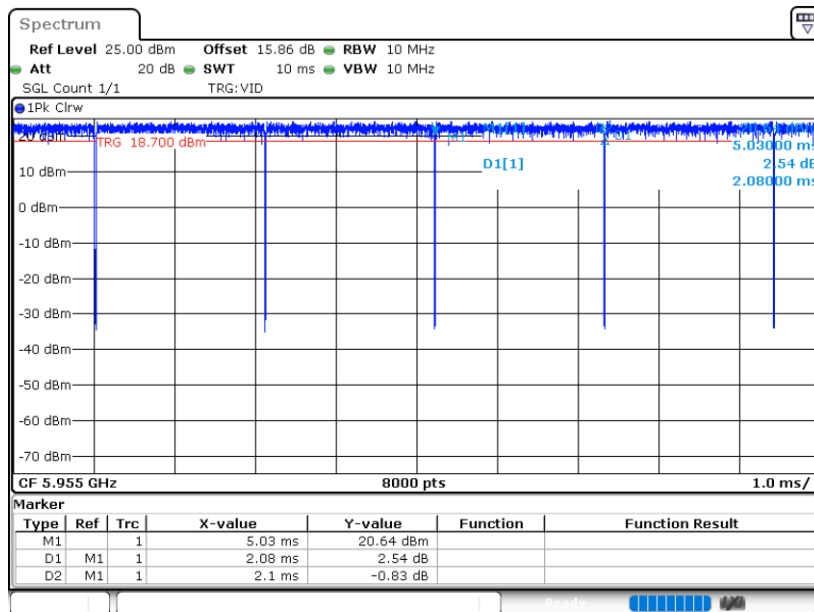
Note: the highest signal over limit is WLAN 6G co-location fundamental signal.



Appendix D. Duty Cycle Plots

Band	Duty Cycle(%)	T(ms)	1/T(kHz)	VBW Setting
802.11a	99.05	-	-	10Hz
802.11be EHT20	99.82	-	-	10Hz
802.11be EHT40	99.63	-	-	10Hz
802.11be EHT80	99.82	-	-	10Hz
802.11be EHT160	99.63	-	-	10Hz
802.11be EHT320	99.63	-	-	10Hz
802.11be EHT320 Large RU 996*3	95.45	0.420	2.381	3KHz
802.11be EHT80 Large RU 484+242	97.59	0.810	1.235	3KHz
802.11be EHT160 Large RU 996+484	97.47	0.770	1.299	3KHz
802.11be EHT320 Large RU 996*2+484	96.08	0.490	2.041	3KHz
802.11be EHT320 Large RU 996*3+484	94.87	0.360	2.778	3KHz

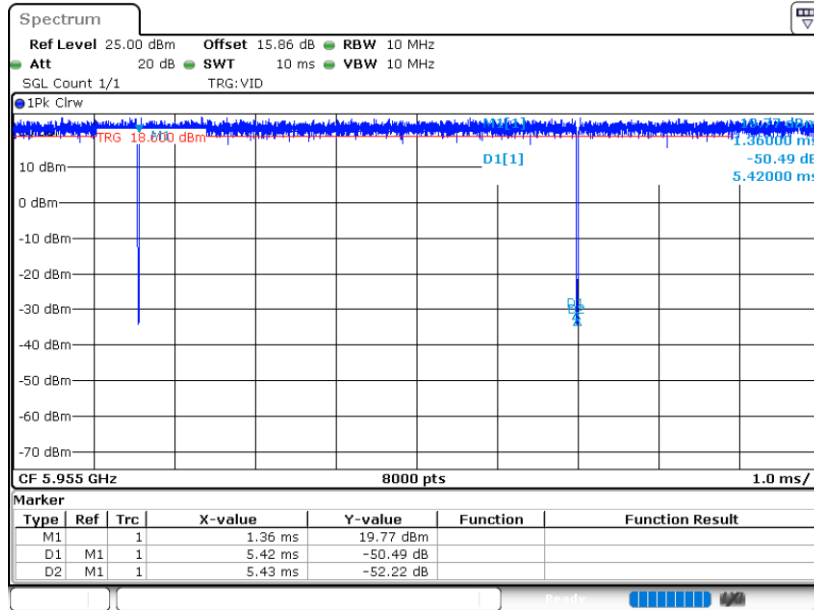
802.11a



Date: 17.AUG.2024 14:24:06

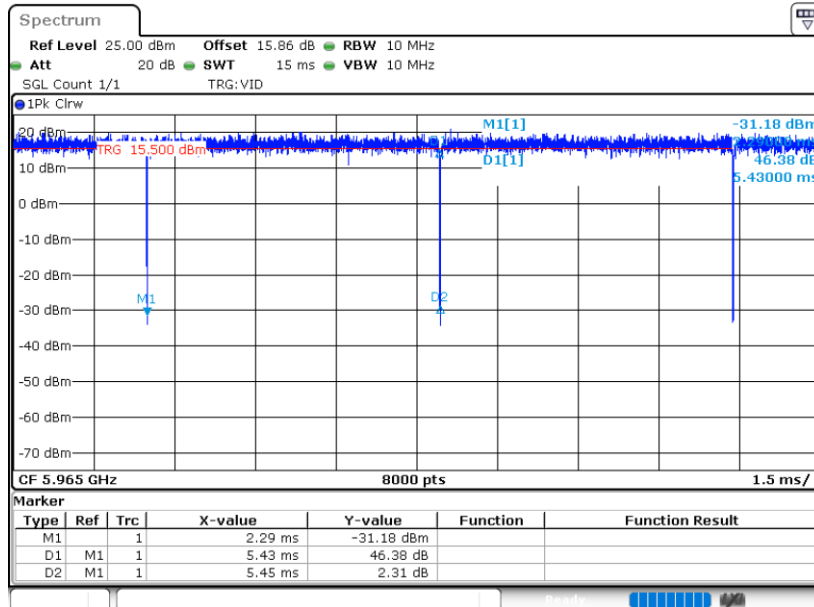


802.11be EHT20



Date: 17.AUG.2024 14:52:58

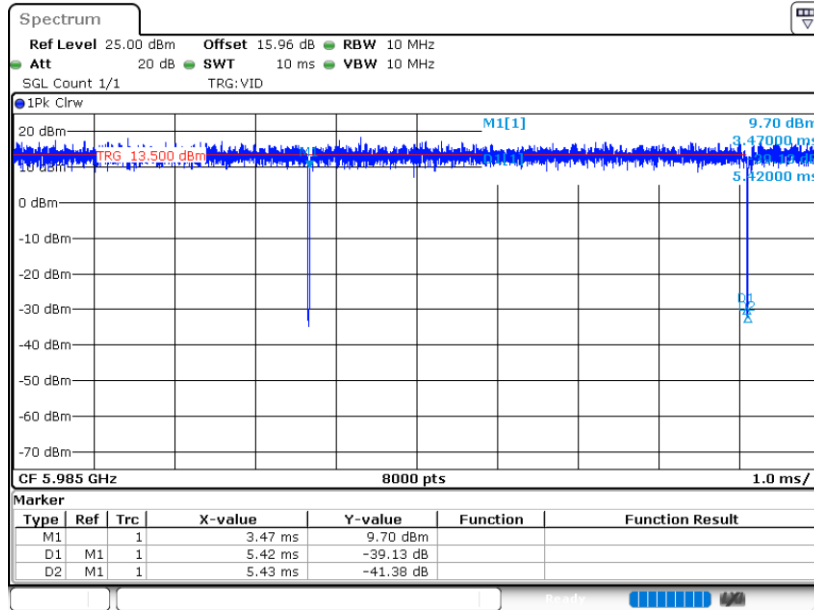
802.11be EHT40



Date: 17.AUG.2024 15:19:03

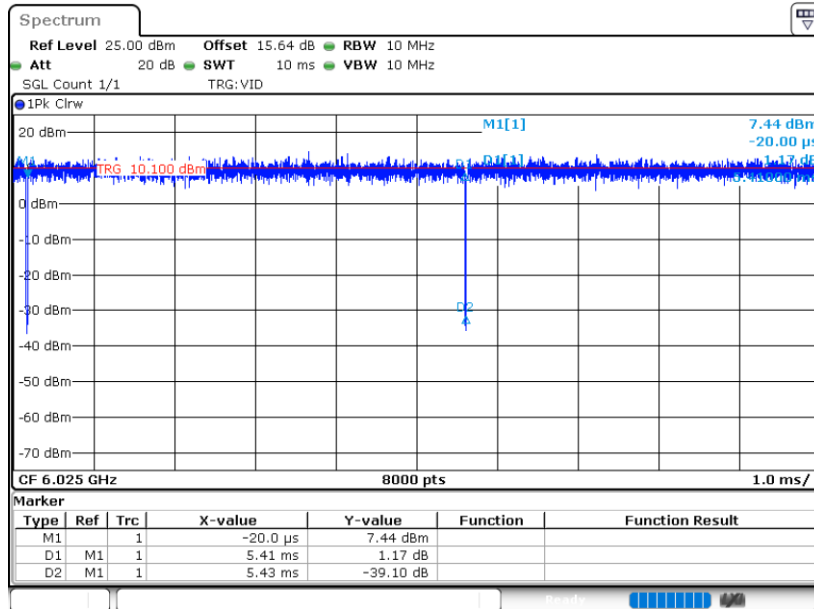


802.11be EHT80



Date: 17.AUG.2024 15:41:14

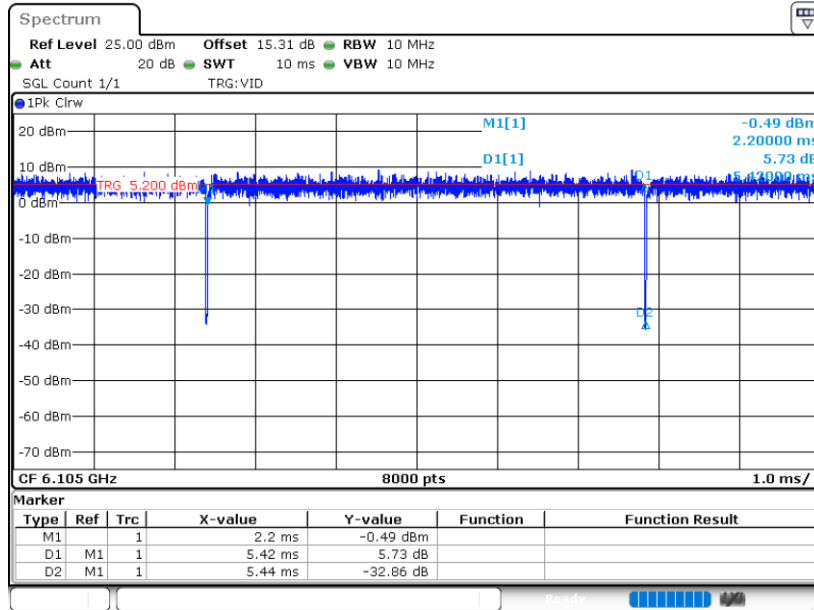
802.11be EHT160



Date: 17.AUG.2024 16:02:53

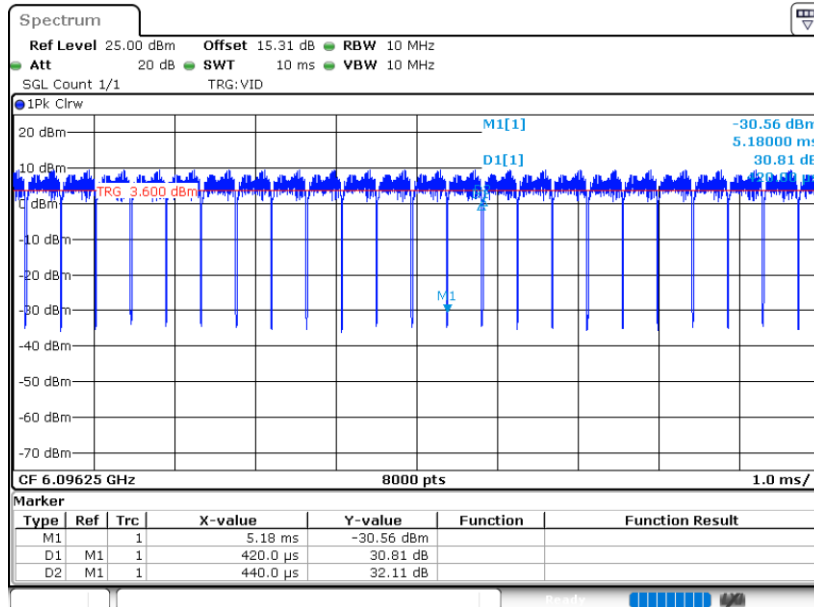


802.11be EHT320



Date: 17.AUG.2024 16:19:04

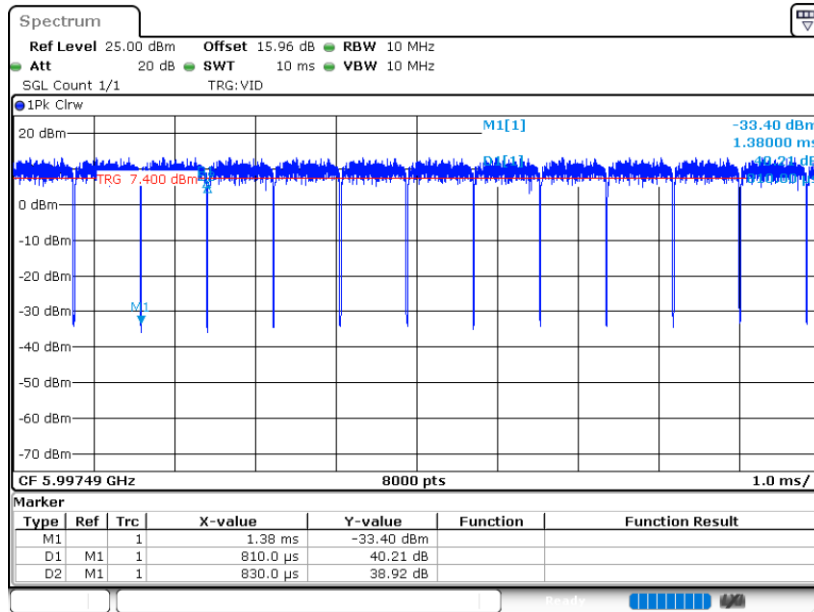
802.11be EHT320 Large RU 996*3



Date: 22.AUG.2024 11:06:11

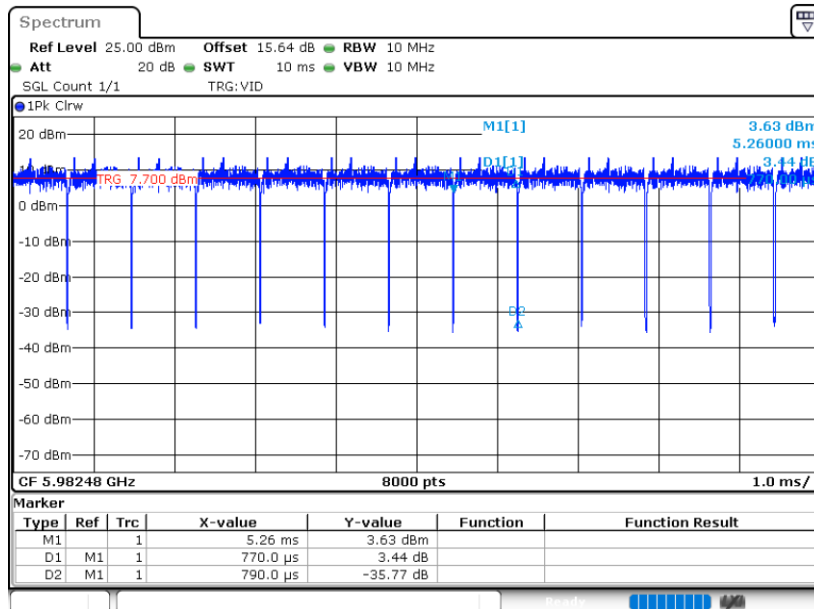


802.11be EHT80 Large RU 484+242



Date: 22.AUG.2024 01:50:12

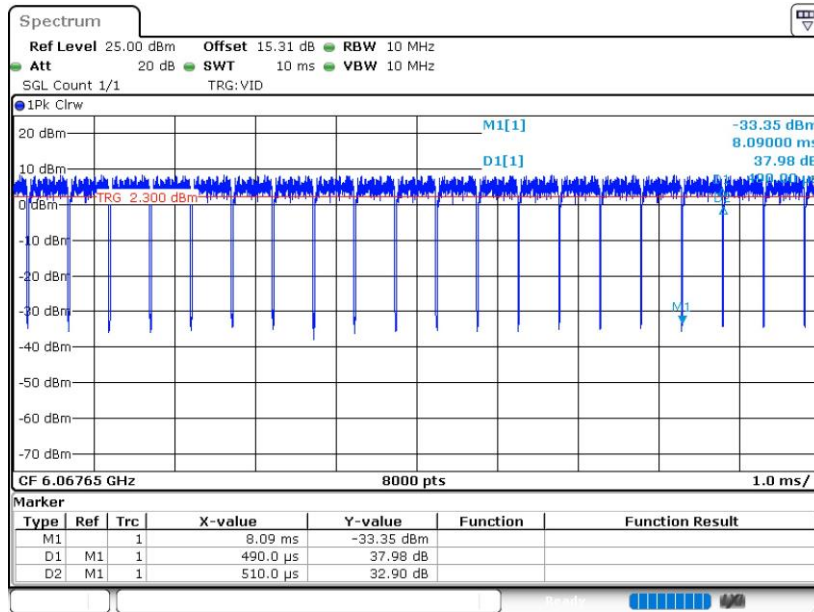
802.11be EHT160 Large RU 996+484



Date: 22.AUG.2024 02:10:46

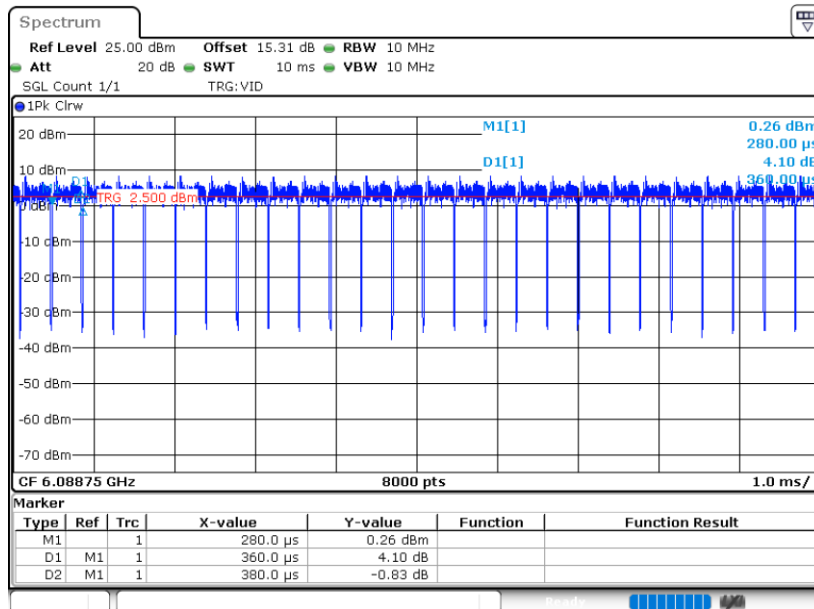


802.11be EHT320 Large RU 996*2+484



Date: 22.AUG.2024 10:42:03

802.11be EHT320 Large RU 996*3+484



Date: 23.AUG.2024 09:32:18