

2 HxGN MineProtect OAS-LV – Model 202 Internal Photos

Figure 8 OAS-LV 202 Top Cover Removed




Figure 9 OAS-LV 202 Top Cover View




Figure 10 897602 PCBA, Carrier Board CPU AT&T PCB Top View




Figure 11 897602 PCBA, Carrier Board CPU AT&T PCB Bottom View with CPU/WiFi Modules




Figure 12 897602 PCBA, Carrier Board CPU AT&T PCB Bottom View




Figure 13 917172 PCBA, Camera Board Sub-Assembly PCB Top View




Figure 14 917172 PCBA, Camera Board Sub-Assembly PCB Top View with lenses





Figure 15 917172 PCBA, Camera Board Sub-Assembly PCB Bottom View



3 HxGN MineProtect OAS-LV – Model Peripheral

Figure 16 Top View LTE Antenna



Figure 17 Bottom View LTE Antenna



Figure 18 Top View Wi-Fi Antenna

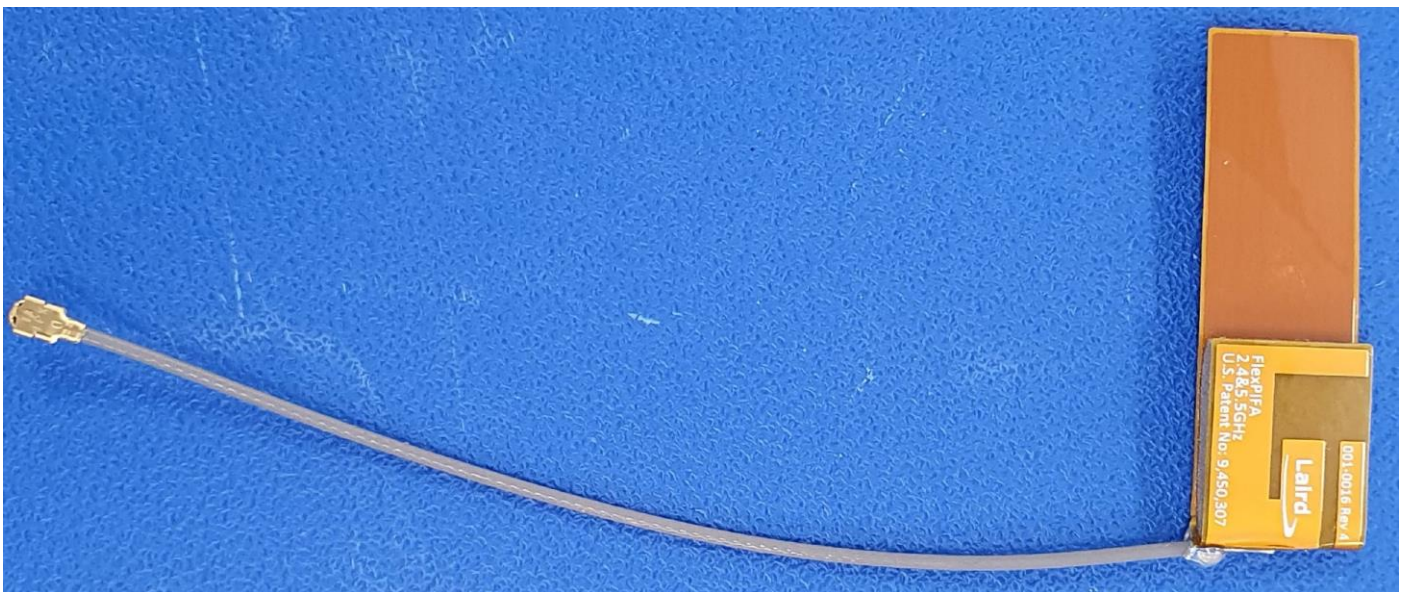


Figure 19 Bottom View Wi-Fi Antenna



Figure 20 Top View GPS Antenna



Figure 21 Bottom View GPS Antenna



Figure 22 Top View Speakers




Figure 23 Bottom View Speakers



Figure 24 Top View CPU with the Sterling-LWB5




Figure 25 Bottom View CPU

