


SETUP PHOTOGRAPHS


This document contains 6 photographs

Photograph No.1

Setup for spurious emission field strength measurements in the anechoic chamber below 30 MHz



Photograph No.2
Setup for carrier, spurious emission field strength measurements in the anechoic chamber
in 30 – 1000 MHz range




Photograph No.3
Setup for spurious emission field strength measurements in the anechoic chamber
above 1000 MHz range



Photograph No.4
Setup for transmitter shut down test



Photograph No.5
Setup for occupied bandwidth measurements



Photograph No.6
Setup for conducted emission measurements on AC power lines

