



FCC SAR TEST REPORT

Application No.: KSEM2107001119CR(SZCR2106021815AT)
Applicant: Poynt, LLC
Address of Applicant: 3032 Bunker Hill Lane Santa Clara California 95054 United States
Manufacturer: Beijing Wiseasy Technology CO.,Ltd.
Address of Manufacturer: 7thFloor, Block B, Wangxin Mansion,No.28 Xiaoyun Road,Chaoyang District,100027,Beijing,China.
Factory: BYD Precision Manufacture Co., Ltd.
Address of Factory: Baolong Industrial Park, 3001 Baohe Rd., Longgang District, Shenzhen, P.R.C
Product Name: Poynt Smart Terminal V3.0
Model No.(EUT): PST3
Trade mark: POYNT
FCC ID: 2AFD7-PST3
Standard(s) : FCC 47CFR §2.1093
Date of Receipt: 2021-07-16
Date of Test: 2021-08-07 to 2021-08-14
Date of Issue: 2021-08-27

Test Result:	Pass*
---------------------	--------------

* In the configuration tested, the EUT complied with the standards specified above.

Eric Lin

Laboratory Manager

The manufacturer should ensure that all products in series production are in conformity with the product sample detailed in this report.

If the product in this report is used in any configuration other than that detailed in the report, the manufacturer must ensure the new system complies with all relevant standards. Any mention of SGS International Electrical Approvals or testing done by SGS International Electrical Approvals in connection with, distribution or use of the product described in this report must be approved by SGS International Electrical Approvals in writing.



Unless otherwise agreed in writing, this document is issued by the Company subject to its General Conditions of Service printed overleaf, available on request or accessible at <http://www.sgs.com/en/Terms-and-Conditions.aspx> and, for electronic format documents, subject to Terms and Conditions for Electronic Documents at <http://www.sgs.com/en/Terms-and-Conditions/Terms-e-Document.aspx>. Attention is drawn to the limitation of liability, indemnification and jurisdiction issues defined therein. Any holder of this document is advised that information contained hereon reflects the Company's findings at the time of its intervention only and within the limits of Client's instructions, if any. The Company's sole responsibility is to its Client and this document does not exonerate parties to a transaction from exercising all their rights and obligations under the transaction documents. This document cannot be reproduced except in full, without prior written approval of the Company. Any unauthorized alteration, forgery or falsification of the content or appearance of this document is unlawful and offenders may be prosecuted to the fullest extent of the law. Unless otherwise stated the results shown in this test report refer only to the sample(s) tested and such sample(s) are retained for 30 days only.
Attention: To check the authenticity of testing / inspection report & certificate, please contact us at telephone: (86-755) 8307 1443, or email: CN.Doccheck@sgs.com

No.10, Weiye Road, Innovation Park, Kunshan, Jiangsu, China 215300
中国·江苏·昆山市留学院创业园伟业路10号 邮编 215300

t(86-512)57355888 f(86-512)57370818 www.sgsgroup.com.cn
t(86-512)57355888 f(86-512)57370818 sgs.china@sgs.com

REVISION HISTORY

Revision Record			
Version	Description	Date	Remark
00	Original	2021-08-27	/

Authorized for issue by:				
		Richard Kong		
		Richard.Kong/ Project Engineer		
		Eric Lin		
		Eric.Lin/Reviewer		



Unless otherwise agreed in writing, this document is issued by the Company subject to its General Conditions of Service printed overleaf, available on request or accessible at <http://www.sgs.com/en/Terms-and-Conditions.aspx> and, for electronic format documents, subject to Terms and Conditions for Electronic Documents at <http://www.sgs.com/en/Terms-and-Conditions/Terms-e-Documents.aspx>. Attention is drawn to the limitation of liability, indemnification and jurisdiction issues defined therein. Any holder of this document is advised that information contained hereon reflects the Company's findings at the time of its intervention only and within the limits of Client's instructions, if any. The Company's sole responsibility is to its Client and this document does not exonerate parties to a transaction from exercising all their rights and obligations under the transaction documents. This document cannot be reproduced except in full, without prior written approval of the Company. Any unauthorized alteration, forgery or falsification of the content or appearance of this document is unlawful and offenders may be prosecuted to the fullest extent of the law. Unless otherwise stated the results shown in this test report refer only to the sample(s) tested and such sample(s) are retained for 30 days only.

Attention: To check the authenticity of testing /inspection report & certificate, please contact us at telephone: (86-755) 8307 1443, or email: CN.Doccheck@sgs.com

No.10, Weiye Road, Innovation Park, Kunshan, Jiangsu, China 215300

中国·江苏·昆山市留学院创业园伟业路10号 邮编 215300

t(86-512)57355888 f(86-512)57370818 www.sgsgroup.com.cn

t(86-512)57355888 f(86-512)57370818 sgs.china@sgs.com

TEST SUMMARY

Frequency Band	Maximum Reported SAR(W/kg)	Maximum Reported SAR(W/kg)
	Body	Extremity
WCDMA Band II	1.17	3.19
WCDMA Band IV	1.08	2.98
WCDMA Band V	0.24	0.91
LTE Band 2	1.18	3.56
LTE Band 4	1.01	2.98
LTE Band 5	0.29	1.16
LTE Band 7	1.12	2.89
LTE Band 12	0.26	0.97
LTE Band 13	0.28	1.01
LTE Band 14	0.31	1.11
LTE Band 17	0.24	0.89
LTE Band 25	1.18	3.41
LTE Band 26	0.32	1.00
LTE Band 41	0.74	1.81
WI-FI (2.4GHz)	0.11	0.29
WI-FI (5GHz)	0.04	0.07
Bluetooth*	0.149	0.119
SAR Limited(W/kg)	1.6	4
Maximum Simultaneous Transmission SAR (W/kg)		Maximum Simultaneous Transmission SAR (W/kg)
Scenario	Body	Extremity
Sum SAR	1.33	3.674
SPLSR	N/A	NA
SPLSR Limited	0.04	0.1

Note: The Bluetooth SAR value is an Estimated.



Unless otherwise agreed in writing, this document is issued by the Company subject to its General Conditions of Service printed overleaf, available on request or accessible at <http://www.sgs.com/en/Terms-and-Conditions.aspx> and, for electronic format documents, subject to Terms and Conditions for Electronic Documents at <http://www.sgs.com/en/Terms-and-Conditions/Terms-e-Document.aspx>. Attention is drawn to the limitation of liability, indemnification and jurisdiction issues defined therein. Any holder of this document is advised that information contained hereon reflects the Company's findings at the time of its intervention only and within the limits of Client's instructions, if any. The Company's sole responsibility is to its Client and this document does not exonerate parties to a transaction from exercising all their rights and obligations under the transaction documents. This document cannot be reproduced except in full, without prior written approval of the Company. Any unauthorized alteration, forgery or falsification of the content or appearance of this document is unlawful and offenders may be prosecuted to the fullest extent of the law. Unless otherwise stated the results shown in this test report refer only to the sample(s) tested and such sample(s) are retained for 30 days only.

Attention: To check the authenticity of testing /inspection report & certificate, please contact us at telephone: (86-755) 8307 1443, or email: CN.Doccheck@sgs.com

No.10, Weiye Road, Innovation Park, Kunshan, Jiangsu, China 215300

中国·江苏·昆山市留学院创业园伟业路10号 邮编 215300

t(86-512)57355888 f(86-512)57370818 www.sgsgroup.com.cn

t(86-512)57355888 f(86-512)57370818 sgs.china@sgs.com

CONTENTS

1	GENERAL INFORMATION	6
1.1	GENERAL DESCRIPTION OF EUT	6
1.1.1	DUT Antenna Locations(Unit:mm)	7
1.2	TEST SPECIFICATION	8
1.3	RF EXPOSURE LIMITS	9
1.4	TEST LOCATION	10
1.5	TEST FACILITY	10
2	LABORATORY ENVIRONMENT	11
3	SAR MEASUREMENTS SYSTEM CONFIGURATION	12
3.1	THE SAR MEASUREMENT SYSTEM	12
3.2	ISOTROPIC E-FIELD PROBE EX3DV4	14
3.3	DATA ACQUISITION ELECTRONICS (DAE)	15
3.4	SAM TWIN PHANTOM	15
3.5	ELI PHANTOM	16
3.6	DEVICE HOLDER FOR TRANSMITTERS	17
3.7	MEASUREMENT PROCEDURE	18
3.7.1	Scanning procedure	18
3.7.2	Data Storage	20
3.7.3	Data Evaluation by SEMCAD	20
4	SAR MEASUREMENT VARIABILITY AND UNCERTAINTY	22
4.1	SAR MEASUREMENT VARIABILITY	22
4.2	SAR MEASUREMENT UNCERTAINTY	23
5	DESCRIPTION OF TEST POSITION	24
5.1.1	Extremity exposure conditions	24
6	SAR SYSTEM VERIFICATION PROCEDURE	25
6.1	TISSUE SIMULATE LIQUID	25
6.1.1	Recipes for Tissue Simulate Liquid	25
6.1.2	Test Liquids Confirmation	26
6.1.3	Measurement for Tissue Simulate Liquid	27
6.2	SAR SYSTEM CHECK	28
6.2.1	Justification for Extended SAR Dipole Calibrations	29
6.2.2	Summary System Check Result(s)	30
6.2.3	Detailed System Check Results	30
7	TEST CONFIGURATION	31
7.1	3G SAR TEST REDUCTION PROCEDURE	31
7.2	OPERATION CONFIGURATIONS	31
7.2.1	WCDMA Test Configuration	31
7.2.2	Wi-Fi Test Configuration	35
7.2.3	Bluetooth Test Configuration	41
7.2.4	LTE Test Configuration	42

Unless otherwise agreed in writing, this document is issued by the Company subject to its General Conditions of Service printed overleaf, available on request or accessible at <http://www.sgs.com/en/Terms-and-Conditions.aspx> and, for electronic format documents, subject to Terms and Conditions for Electronic Documents at <http://www.sgs.com/en/Terms-and-Conditions/Terms-e-Documents.aspx>. Attention is drawn to the limitation of liability, indemnification and jurisdiction issues defined therein. Any holder of this document is advised that information contained hereon reflects the Company's findings at the time of its intervention only and within the limits of Client's instructions, if any. The Company's sole responsibility is to its Client and this document does not exonerate parties to a transaction from exercising all their rights and obligations under the transaction documents. This document cannot be reproduced except in full, without prior written approval of the Company. Any unauthorized alteration, forgery or falsification of the content or appearance of this document is unlawful and offenders may be prosecuted to the fullest extent of the law. Unless otherwise stated the results shown in this test report refer only to the sample(s) tested and such sample(s) are retained for 30 days only.

Attention: To check the authenticity of testing /inspection report & certificate, please contact us at telephone: (86-755) 8307 1443, or email: CN.Doccheck@sgs.com

No.10, Weiye Road, Innovation Park, Kunshan, Jiangsu, China 215300

中国·江苏·昆山市留学院创业园伟业路10号 邮编 215300

t(86-512)57355888 f(86-512)57370818 www.sgsgroup.com.cn

t(86-512)57355888 f(86-512)57370818 sgs.china@sgs.com



8	TEST RESULT	44
8.1	MEASUREMENT OF RF CONDUCTED POWER	44
8.1.1	Conducted Power Of WCDMA	44
8.1.2	Conducted Power Of LTE	45
8.1.3	Conducted Power Of Wi-Fi and BT	63
8.2	STAND-ALONE SAR TEST EVALUATION	67
8.3	MEASUREMENT OF SAR DATA	69
8.3.1	SAR Result Of WCDMA Band II	69
8.3.2	SAR Result Of WCDMA Band IV	70
8.3.3	SAR Result Of WCDMA Band V	71
8.3.4	SAR Result Of LTE Band 2	72
8.3.5	SAR Result Of LTE Band 4	73
8.3.6	SAR Result Of LTE Band 5	74
8.3.7	SAR Result Of LTE Band 7	75
8.3.8	SAR Result Of LTE Band 12	76
8.3.9	SAR Result Of LTE Band 13	77
8.3.10	SAR Result Of LTE Band 14	78
8.3.11	SAR Result Of LTE Band 17	79
8.3.12	SAR Result Of LTE Band 25	80
8.3.13	SAR Result Of LTE Band 26	81
8.3.14	SAR Result Of LTE Band 41	82
8.3.15	SAR Result Of 2.4GHz Wi-Fi	83
8.3.16	SAR Result Of 5GHz Wi-Fi	84
8.3.17	Repeat SAR Measurement	87
8.4	MULTIPLE TRANSMITTER EVALUATION	88
8.4.1	Simultaneous SAR SAR test evaluation	88
8.4.2	Estimated SAR	89
9	EQUIPMENT LIST	96
10	CALIBRATION CERTIFICATE	97
11	PHOTOGRAPHS	97
	APPENDIX A: DETAILED SYSTEM CHECK RESULTS	98
	APPENDIX B: DETAILED TEST RESULTS	107
	APPENDIX C: CALIBRATION CERTIFICATE	129
	APPENDIX D: PHOTOGRAPHS	129



Unless otherwise agreed in writing, this document is issued by the Company subject to its General Conditions of Service printed overleaf, available on request or accessible at <http://www.sgs.com/en/Terms-and-Conditions.aspx> and, for electronic format documents, subject to Terms and Conditions for Electronic Documents at <http://www.sgs.com/en/Terms-and-Conditions/Terms-e-Documents.aspx>. Attention is drawn to the limitation of liability, indemnification and jurisdiction issues defined therein. Any holder of this document is advised that information contained hereon reflects the Company's findings at the time of its intervention only and within the limits of Client's instructions, if any. The Company's sole responsibility is to its Client and this document does not exonerate parties to a transaction from exercising all their rights and obligations under the transaction documents. This document cannot be reproduced except in full, without prior written approval of the Company. Any unauthorized alteration, forgery or falsification of the content or appearance of this document is unlawful and offenders may be prosecuted to the fullest extent of the law. Unless otherwise stated the results shown in this test report refer only to the sample(s) tested and such sample(s) are retained for 30 days only.

Attention: To check the authenticity of testing / inspection report & certificate, please contact us at telephone: (86-755) 8307 1443, or email: CN.Doccheck@sgs.com

No.10, Weiye Road, Innovation Park, Kunshan, Jiangsu, China 215300

中国·江苏·昆山市留学院创业园伟业路10号 邮编 215300

t(86-512)57355888 f(86-512)57370818 www.sgsgroup.com.cn

t(86-512)57355888 f(86-512)57370818 sgs.china@sgs.com

1 General Information

1.1 General Description of EUT

Device Type :	portable device		
Exposure Category:	uncontrolled environment / general population		
Product Phase:	production unit		
SN:	ST3SL20XMW000014		
Hardware Version:	P2		
Software Version:	user-pst3-1		
Antenna Type:	FPC		
Device Operating Configurations :			
Modulation Mode:	WCDMA: QPSK; LTE: QPSK,16QAM; Wi-Fi: CCK, DSSS, OFDM; BT: GFSK, π /4DQPSK,8DPSK		
Antenna Gain:	2.5dBi for BT/BLE(Provided by the manufacturer) 2.0dBi for 2.4/5G WiFi -1dBi for 3/4G		
Device Class:	B		
HSDPA UE Category :	14	HSUPA UE Category :	6
Power Class:	3, tested with power control “all 1”(WCDMA Band II/IV/V) 3, tested with power control Max Power(LTE Band 2/4/5/7/12/13/14/17/25/26/41)		
Frequency Bands:	Band	Tx (MHz)	Rx (MHz)
	WCDMA Band II	1850~1910	1930~1990
	WCDMA Band IV	1710~1755	2110~2155
	WCDMA Band V	824~849	869~894
	LTE Band 2	1850~1910	1930~1990
	LTE Band 4	1710~1755	2110~2155
	LTE Band 5	824~849	869~894
	LTE Band 7	2500-2570	2620- 2690
	LTE Band 12	699~716	729~746
	LTE Band 13	777~787	746~756
	LTE Band 14	788~798	758~768
	LTE Band 17	704~716	734~746
	LTE Band 25	1850-1915	1930-1995
	LTE Band 26	814-849	859-894
	LTE Band 41	2496-2690	2496-2690
	Wi-Fi2.4G	2412~2462	2412~2462
	Bluetooth	2402~2480	2402~2480
	Wi-Fi(U-NII-1)	5150~5250	5150~5250
	Wi-Fi(U-NII-2A)	5250~5350	5250~5350
	Wi-Fi(U-NII-2C)	5470~5725	5470~5725
	Wi-Fi(U-NII-3)	5725~5850	5725~5850
Battery1 Information:	Manufacturer:Huizhou Desay Battery Co., Ltd.		
	Model: 2532002		
	Rated Capacity: 3.7V 5900mAh, 21.83Wh		

Note:

- The antenna gain value is provided by the customer. The test lab will not be responsible for wrong test result due to incorrect information about antenna gain values.
- The Body SAR and extremity SAR are measured with the maximum LTE power and sensor off;



Unless otherwise agreed in writing, this document is issued by the Company subject to its General Conditions of Service printed overleaf, available on request or accessible at <http://www.sgs.com/en/Terms-and-Conditions.aspx> and, for electronic format documents, subject to Terms and Conditions for Electronic Documents at <http://www.sgs.com/en/Terms-and-Conditions/Terms-e-Documents.aspx>. Attention is drawn to the limitation of liability, indemnification and jurisdiction issues defined therein. Any holder of this document is advised that information contained hereon reflects the Company's findings at the time of its intervention only and within the limits of Client's instructions, if any. The Company's sole responsibility is to its Client and this document does not exonerate parties to a transaction from exercising all their rights and obligations under the transaction documents. This document cannot be reproduced except in full, without prior written approval of the Company. Any unauthorized alteration, forgery or falsification of the content or appearance of this document is unlawful and offenders may be prosecuted to the fullest extent of the law. Unless otherwise stated the results shown in this test report refer only to the sample(s) tested and such sample(s) are retained for 30 days only.

Attention: To check the authenticity of testing /inspection report & certificate, please contact us at telephone: (86-755) 8307 1443, or email: CN.Doccheck@sgs.com

No.10, Weiye Road, Innovation Park, Kunshan, Jiangsu, China 215300

中国·江苏·昆山市留学院创业园伟业路10号 邮编 215300

t(86-512)57355888 f(86-512)57370818 www.sgsgroup.com.cn

t(86-512)57355888 f(86-512)57370818 sgs.china@sgs.com

1.1.1 DUT Antenna Locations(Unit:mm)



Unless otherwise agreed in writing, this document is issued by the Company subject to its General Conditions of Service printed overleaf, available on request or accessible at <http://www.sgs.com/en/Terms-and-Conditions.aspx> and, for electronic format documents, subject to Terms and Conditions for Electronic Documents at <http://www.sgs.com/en/Terms-and-Conditions/Terms-e-Documents.aspx>. Attention is drawn to the limitation of liability, indemnification and jurisdiction issues defined therein. Any holder of this document is advised that information contained hereon reflects the Company's findings at the time of its intervention only and within the limits of Client's instructions, if any. The Company's sole responsibility is to its Client and this document does not exonerate parties to a transaction from exercising all their rights and obligations under the transaction documents. This document cannot be reproduced except in full, without prior written approval of the Company. Any unauthorized alteration, forgery or falsification of the content or appearance of this document is unlawful and offenders may be prosecuted to the fullest extent of the law. Unless otherwise stated the results shown in this test report refer only to the sample(s) tested and such sample(s) are retained for 30 days only.

Attention: To check the authenticity of testing /inspection report & certificate, please contact us at telephone: (86-755) 8307 1443, or email: CN.Doccheck@sgs.com

No.10, Weiye Road, Innovation Park, Kunshan, Jiangsu, China 215300

中国·江苏·昆山市留学生创业园伟业路10号 邮编 215300

t(86-512)57355888 f(86-512)57370818 www.sgsgroup.com.cn

t(86-512)57355888 f(86-512)57370818 sgs.china@sgs.com

1.2 Test Specification

Identity	Document Title
FCC 47CFR §2.1093	Radio frequency Radiation Exposure Evaluation: Portable Devices
IEEE Std C95.1 – 2019	IEEE Standard for Safety Levels with Respect to Human Exposure to Electric, Magnetic, and Electromagnetic Fields, 0 Hz to 300 GHz
IEEE 1528-2013	Recommended Practice for Determining the Peak Spatial-Average Specific Absorption Rate (SAR) in the Human Head from Wireless Communications Devices: Measurement Techniques
KDB 941225 D01 3G SAR Procedures v03r01	3G SAR Measurement Procedures
KDB 248227 D01 802.11 Wi-Fi SAR v02r02	SAR GUIDANCE FOR IEEE 802.11 (Wi-Fi) TRANSMITTERS
KDB 941225 D05 SAR for LTE Devices v02r05	SAR EVALUATION CONSIDERATIONS FOR LTE DEVICES
KDB447498 D01 General RF Exposure Guidance v06	Mobile and Portable Devices RF Exposure Procedures and Equipment Authorization Policies
KDB 865664 D01 SAR Measurement 100 MHz to 6 GHz v01r04	SAR Measurement Requirements for 100 MHz to 6 GHz
KDB 865664 D02 RF Exposure Reporting v01r02	RF Exposure Compliance Reporting and Documentation Considerations



Unless otherwise agreed in writing, this document is issued by the Company subject to its General Conditions of Service printed overleaf, available on request or accessible at <http://www.sgs.com/en/Terms-and-Conditions.aspx> and, for electronic format documents, subject to Terms and Conditions for Electronic Documents at <http://www.sgs.com/en/Terms-and-Conditions/Terms-e-Documents.aspx>. Attention is drawn to the limitation of liability, indemnification and jurisdiction issues defined therein. Any holder of this document is advised that information contained hereon reflects the Company's findings at the time of its intervention only and within the limits of Client's instructions, if any. The Company's sole responsibility is to its Client and this document does not exonerate parties to a transaction from exercising all their rights and obligations under the transaction documents. This document cannot be reproduced except in full, without prior written approval of the Company. Any unauthorized alteration, forgery or falsification of the content or appearance of this document is unlawful and offenders may be prosecuted to the fullest extent of the law. Unless otherwise stated the results shown in this test report refer only to the sample(s) tested and such sample(s) are retained for 30 days only.

Attention: To check the authenticity of testing / inspection report & certificate, please contact us at telephone: (86-755) 8307 1443, or email: CN.Doccheck@sgs.com

No.10, Weiye Road, Innovation Park, Kunshan, Jiangsu, China 215300

中国·江苏·昆山市留学生创业园伟业路10号 邮编 215300

t(86-512)57355888 f(86-512)57370818 www.sgsgroup.com.cn

t(86-512)57355888 f(86-512)57370818 sgs.china@sgs.com

1.3 RF exposure limits

Human Exposure	Uncontrolled Environment General Population	Controlled Environment Occupational
Spatial Peak SAR* (Brain*Trunk)	1.60 W/kg	8.00 W/kg
Spatial Average SAR** (Whole Body)	0.08 W/kg	0.40 W/kg
Spatial Peak SAR*** (Hands/Feet/Ankle/Wrist)	4.00 W/kg	20.00 W/kg

Notes:

* The Spatial Peak value of the SAR averaged over any 1 gram of tissue (defined as a tissue volume in the shape of a cube) and over the appropriate averaging time

** The Spatial Average value of the SAR averaged over the whole body.

*** The Spatial Peak value of the SAR averaged over any 10 grams of tissue (defined as a tissue volume in the shape of a cube) and over the appropriate averaging time.

Uncontrolled Environments are defined as locations where there is the exposure of individuals who have no knowledge or control of their exposure.

Controlled Environments are defined as locations where there is exposure that may be incurred by persons who are aware of the potential for exposure, (i.e. as a result of employment or occupation.)



Unless otherwise agreed in writing, this document is issued by the Company subject to its General Conditions of Service printed overleaf, available on request or accessible at <http://www.sgs.com/en/Terms-and-Conditions.aspx> and, for electronic format documents, subject to Terms and Conditions for Electronic Documents at <http://www.sgs.com/en/Terms-and-Conditions/Terms-e-Documents.aspx>. Attention is drawn to the limitation of liability, indemnification and jurisdiction issues defined therein. Any holder of this document is advised that information contained hereon reflects the Company's findings at the time of its intervention only and within the limits of Client's instructions, if any. The Company's sole responsibility is to its Client and this document does not exonerate parties to a transaction from exercising all their rights and obligations under the transaction documents. This document cannot be reproduced except in full, without prior written approval of the Company. Any unauthorized alteration, forgery or falsification of the content or appearance of this document is unlawful and offenders may be prosecuted to the fullest extent of the law. Unless otherwise stated the results shown in this test report refer only to the sample(s) tested and such sample(s) are retained for 30 days only.

Attention: To check the authenticity of testing / inspection report & certificate, please contact us at telephone: (86-755) 8307 1443, or email: CN.Doccheck@sgs.com

No.10, Weiye Road, Innovation Park, Kunshan, Jiangsu, China 215300

中国·江苏·昆山市留学院创业园伟业路10号 邮编 215300

t(86-512)57355888 f(86-512)57370818 www.sgsgroup.com.cn

t(86-512)57355888 f(86-512)57370818 sgs.china@sgs.com

1.4 Test Location

Company: Compliance Certification Services (Kunshan) Inc.
 Address: No.10 Weiye Rd., Innovation park, Eco&Tec, Development Zone, Kunshan City, Jiangsu, China
 Post code: 215300
 Telephone: 86-512-57355888
 Fax: 86-512-57370818

1.5 Test Facility

The test facility is recognized, certified, or accredited by the following organizations:

- **CNAS (No. CNAS L4354)**

CNAS has accredited Compliance Certification Services (Kunshan) Inc. to ISO/IEC 17025:2017 General Requirements for the Competence of Testing and Calibration Laboratories (CNAS-CL01 Accreditation Criteria for the Competence of Testing and Calibration Laboratories) for the competence in the field of testing.

- **A2LA (Certificate No. 2541.01)**

Compliance Certification Services (Kunshan) Inc. is accredited by the American Association for Laboratory Accreditation (A2LA). Certificate No. 2541.01.

- **FCC –Designation Number: CN1172**

Compliance Certification Services Inc. has been recognized as an accredited testing laboratory.

Designation Number: CN1172.

- **ISED (CAB identifier: CN0072)**

Compliance Certification Services (Kunshan) Inc. has been recognized by Innovation, Science and Economic Development Canada (ISED) as an accredited testing laboratory

CAB Identifier: CN0072.

- **VCCI (Member No.: 1938)**

The 3m and 10m Semi-anechoic chamber and Shielded Room of Compliance Certification Services (Kunshan) Inc. has been registered in accordance with the Regulations for Voluntary Control Measures with Registration No.: R-20134, R-11600, C-11707, T-11499, G-10216 respectively.



Unless otherwise agreed in writing, this document is issued by the Company subject to its General Conditions of Service printed overleaf, available on request or accessible at <http://www.sgs.com/en/Terms-and-Conditions.aspx> and, for electronic format documents, subject to Terms and Conditions for Electronic Documents at <http://www.sgs.com/en/Terms-and-Conditions/Terms-e-Documents.aspx>. Attention is drawn to the limitation of liability, indemnification and jurisdiction issues defined therein. Any holder of this document is advised that information contained hereon reflects the Company's findings at the time of its intervention only and within the limits of Client's instructions, if any. The Company's sole responsibility is to its Client and this document does not exonerate parties to a transaction from exercising all their rights and obligations under the transaction documents. This document cannot be reproduced except in full, without prior written approval of the Company. Any unauthorized alteration, forgery or falsification of the content or appearance of this document is unlawful and offenders may be prosecuted to the fullest extent of the law. Unless otherwise stated the results shown in this test report refer only to the sample(s) tested and such sample(s) are retained for 30 days only.

Attention: To check the authenticity of testing / inspection report and certificate, please contact us at telephone: (86-755) 8307 1443, or email: CN.Doccheck@sgs.com

No.10, Weiye Road, Innovation Park, Kunshan, Jiangsu, China 215300

中国·江苏·昆山市留学院创业园伟业路10号 邮编 215300

t(86-512)57355888 f(86-512)57370818 www.sgsgroup.com.cn

t(86-512)57355888 f(86-512)57370818 sgs.china@sgs.com

2 Laboratory Environment

Temperature	Min. = 18°C, Max. = 25 °C
Relative humidity	Min. = 30%, Max. = 70%
Ground system resistance	< 0.5 Ω
Ambient noise is checked and found very low and in compliance with requirement of standards.	
Reflection of surrounding objects is minimized and in compliance with requirement of standards.	

Table 2: The Ambient Conditions



Unless otherwise agreed in writing, this document is issued by the Company subject to its General Conditions of Service printed overleaf, available on request or accessible at <http://www.sgs.com/en/Terms-and-Conditions.aspx> and, for electronic format documents, subject to Terms and Conditions for Electronic Documents at <http://www.sgs.com/en/Terms-and-Conditions/Terms-e-Documents.aspx>. Attention is drawn to the limitation of liability, indemnification and jurisdiction issues defined therein. Any holder of this document is advised that information contained hereon reflects the Company's findings at the time of its intervention only and within the limits of Client's instructions, if any. The Company's sole responsibility is to its Client and this document does not exonerate parties to a transaction from exercising all their rights and obligations under the transaction documents. This document cannot be reproduced except in full, without prior written approval of the Company. Any unauthorized alteration, forgery or falsification of the content or appearance of this document is unlawful and offenders may be prosecuted to the fullest extent of the law. Unless otherwise stated the results shown in this test report refer only to the sample(s) tested and such sample(s) are retained for 30 days only.

Attention: To check the authenticity of testing / inspection report & certificate, please contact us at telephone: (86-755) 8307 1443, or email: CN.Doccheck@sgs.com

No.10, Weiye Road, Innovation Park, Kunshan, Jiangsu, China 215300

中国·江苏·昆山市留学院创业园伟业路10号 邮编 215300

t(86-512)57355888 f(86-512)57370818 www.sgsgroup.com.cn

t(86-512)57355888 f(86-512)57370818 sgs.china@sgs.com

3 SAR Measurements System Configuration

3.1 The SAR Measurement System

This SAR Measurement System uses a Computer-controlled 3-D stepper motor system (SPEAG DASY5 professional system). A E-field probe is used to determine the internal electric fields. The SAR can be obtained from the equation $SAR = \sigma (|E|^2) / \rho$ where σ and ρ are the conductivity and mass density of the tissue-Simulate.

The DASY5 system for performing compliance tests consists of the following items:

A standard high precision 6-axis robot (Stabile RX family) with controller, teach pendant and software .An arm extension for accommodation the data acquisition electronics (DAE).

A dosimetric probe, i.e., an isotropic E-field probe optimized and calibrated for usage in tissue simulating liquid. The probe is equipped with an optical surface detector system.

A data acquisition electronics (DAE) which performs the signal amplification, signal multiplexing, AD-conversion, offset measurements, mechanical surface detection, collision detection, etc. The unit is battery powered with standard or rechargeable batteries. The signal is optically transmitted to the EOC.

The Electro-optical converter (EOC) performs the conversion between optical and electrical of the signals for the digital communication to DAE and for the analog signal from the optical surface detection. The EOC is connected to the measurement server.



Unless otherwise agreed in writing, this document is issued by the Company subject to its General Conditions of Service printed overleaf, available on request or accessible at <http://www.sgs.com/en/Terms-and-Conditions.aspx> and, for electronic format documents, subject to Terms and Conditions for Electronic Documents at <http://www.sgs.com/en/Terms-and-Conditions/Terms-e-Documents.aspx>. Attention is drawn to the limitation of liability, indemnification and jurisdiction issues defined therein. Any holder of this document is advised that information contained hereon reflects the Company's findings at the time of its intervention only and within the limits of Client's instructions, if any. The Company's sole responsibility is to its Client and this document does not exonerate parties to a transaction from exercising all their rights and obligations under the transaction documents. This document cannot be reproduced except in full, without prior written approval of the Company. Any unauthorized alteration, forgery or falsification of the content or appearance of this document is unlawful and offenders may be prosecuted to the fullest extent of the law. Unless otherwise stated the results shown in this test report refer only to the sample(s) tested and such sample(s) are retained for 30 days only.

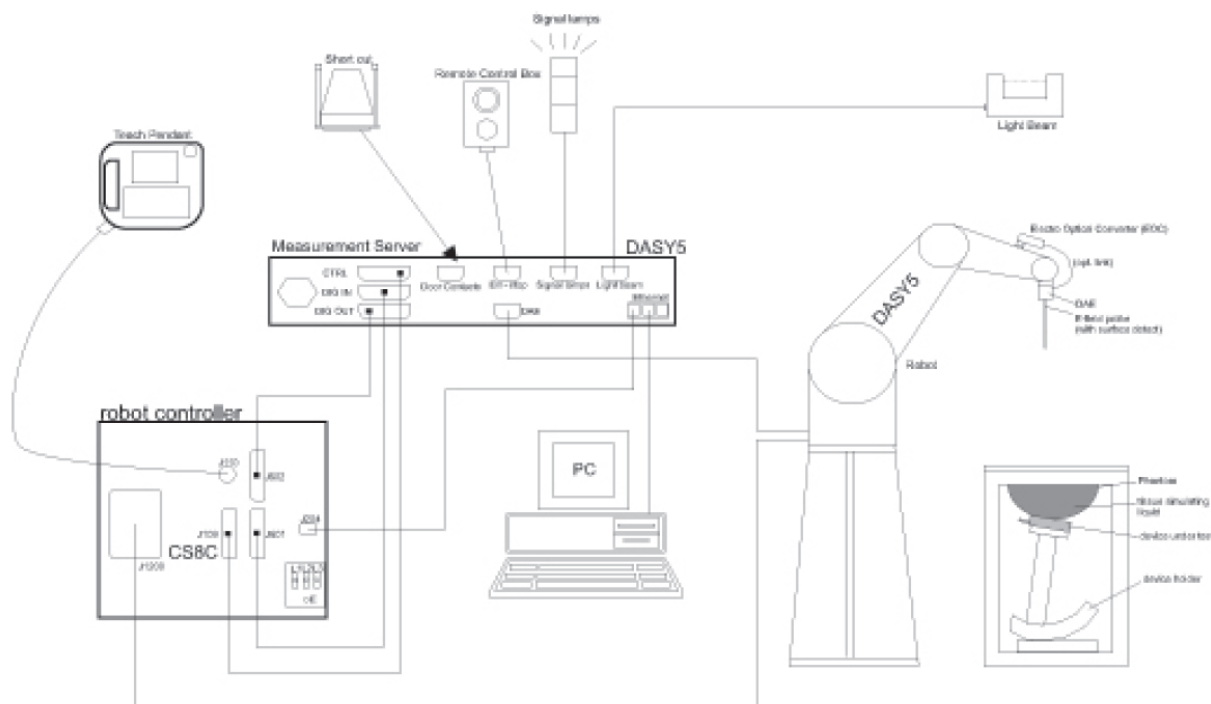
Attention: To check the authenticity of testing / inspection report & certificate, please contact us at telephone: (86-755) 8307 1443, or email: CN.Doccheck@sgs.com

No.10, Weiye Road, Innovation Park, Kunshan, Jiangsu, China 215300

中国·江苏·昆山市留学院创业园伟业路10号 邮编 215300

t(86-512)57355888 f(86-512)57370818 www.sgsgroup.com.cn

t(86-512)57355888 f(86-512)57370818 sgs.china@sgs.com



F-1. SAR Measurement System Configuration

- The function of the measurement server is to perform the time critical tasks such as signal filtering, control of the robot operation and fast movement interrupts.
- A probe alignment unit which improves the (absolute) accuracy of the probe positioning.
- A computer operating Windows 7.
- DASY5 software.
- Remote control with teach pendant and additional circuitry for robot safety such as warning lamps, etc.
- The SAM twin phantom enabling testing left-hand, right-hand and Body Worn usage.
- The device holder for handheld mobile phones.
- Tissue simulating liquid mixed according to the given recipes.
- Validation dipole kits allowing to validate the proper functioning of the system.



Unless otherwise agreed in writing, this document is issued by the Company subject to its General Conditions of Service printed overleaf, available on request or accessible at <http://www.sgs.com/en/Terms-and-Conditions.aspx> and, for electronic format documents, subject to Terms and Conditions for Electronic Documents at <http://www.sgs.com/en/Terms-and-Conditions/Terms-e-Documents.aspx>. Attention is drawn to the limitation of liability, indemnification and jurisdiction issues defined therein. Any holder of this document is advised that information contained hereon reflects the Company's findings at the time of its intervention only and within the limits of Client's instructions, if any. The Company's sole responsibility is to its Client and this document does not exonerate parties to a transaction from exercising all their rights and obligations under the transaction documents. This document cannot be reproduced except in full, without prior written approval of the Company. Any unauthorized alteration, forgery or falsification of the content or appearance of this document is unlawful and offenders may be prosecuted to the fullest extent of the law. Unless otherwise stated the results shown in this test report refer only to the sample(s) tested and such sample(s) are retained for 30 days only.

Attention: To check the authenticity of testing / inspection report and certificate, please contact us at telephone: (86-755) 8307 1443, or email: CN.Doccheck@sgs.com


No.10, Weiye Road, Innovation Park, Kunshan, Jiangsu, China 215300

中国·江苏·昆山市留学院创业园伟业路10号 邮编 215300

t(86-512)57355888 f(86-512)57370818 www.sgsgroup.com.cn

t(86-512)57355888 f(86-512)57370818 sgs.china@sgs.com

3.2 Isotropic E-field Probe EX3DV4

	Symmetrical design with triangular core Built-in shielding against static charges PEEK enclosure material (resistant to organic solvents, e.g., DGBE)
Calibration	ISO/IEC 17025 calibration service available.
Frequency	10 MHz to > 6 GHz Linearity: ± 0.2 dB (30 MHz to 6 GHz)
Directivity	± 0.3 dB in TSL (rotation around probe axis) ± 0.5 dB in TSL (rotation normal to probe axis)
Dynamic Range	10 μ W/g to > 100 mW/g Linearity: ± 0.2 dB (noise: typically < 1 μ W/g)
Dimensions	Overall length: 337 mm (Tip: 20 mm) Tip diameter: 2.5 mm (Body: 12 mm) Typical distance from probe tip to dipole centers: 1 mm
Application	High precision dosimetric measurements in any exposure scenario (e.g., very strong gradient fields); the only probe that enables compliance testing for frequencies up to 6 GHz with precision of better 30%.
Compatibility	DASY3, DASY4, DASY52 SAR and higher, EASY4/MRI



Unless otherwise agreed in writing, this document is issued by the Company subject to its General Conditions of Service printed overleaf, available on request or accessible at <http://www.sgs.com/en/Terms-and-Conditions.aspx> and, for electronic format documents, subject to Terms and Conditions for Electronic Documents at <http://www.sgs.com/en/Terms-and-Conditions/Terms-e-Documents.aspx>. Attention is drawn to the limitation of liability, indemnification and jurisdiction issues defined therein. Any holder of this document is advised that information contained hereon reflects the Company's findings at the time of its intervention only and within the limits of Client's instructions, if any. The Company's sole responsibility is to its Client and this document does not exonerate parties to a transaction from exercising all their rights and obligations under the transaction documents. This document cannot be reproduced except in full, without prior written approval of the Company. Any unauthorized alteration, forgery or falsification of the content or appearance of this document is unlawful and offenders may be prosecuted to the fullest extent of the law. Unless otherwise stated the results shown in this test report refer only to the sample(s) tested and such sample(s) are retained for 30 days only.

Attention: To check the authenticity of testing / inspection report & certificate, please contact us at telephone: (86-755) 8307 1443, or email: CN.Doccheck@sgs.com

No.10, Weiye Road, Innovation Park, Kunshan, Jiangsu, China 215300


中国·江苏·昆山市留学院创业园伟业路10号 邮编 215300

t(86-512)57355888 f(86-512)57370818 www.sgsgroup.com.cn

t(86-512)57355888 f(86-512)57370818 sgs.china@sgs.com


3.3 Data Acquisition Electronics (DAE)

Model	DAE4
Construction	Signal amplifier, multiplexer, A/D converter and control logic. Serial optical link for communication with DASY4/5 embedded system (fully remote controlled). Two step probe touch detector for mechanical surface detection and emergency robot stop.
Measurement Range	-100 to +300 mV (16 bit resolution and two range settings: 4mV,400mV)
Input Offset Voltage	< 5 μ V (with auto zero)
Input Bias Current	< 50 f A
Dimensions	60 x 60 x 68 mm



3.4 SAM Twin Phantom

Material	Vynylester, glass fiber reinforced (VE-GF)
Liquid Compatibility	Compatible with all SPEAG tissue simulating liquids (incl. DGBE type)
Shell Thickness	2 \pm 0.2 mm (6 \pm 0.2 mm at ear point)
Dimensions (incl. Wooden Support)	Length: 1000 mm Width: 500 mm Height: adjustable feet
Filling Volume	approx. 25 liters
Wooden Support	SPEAG standard phantom table



The shell corresponds to the specifications of the Specific Anthropomorphic Mannequin (SAM) phantom defined in IEEE 1528 and IEC 62209-1. It enables the dosimetric evaluation of left and right hand phone usage as well as body mounted usage at the flat phantom region. A cover prevents evaporation of the liquid. Reference markings on the phantom allow the complete setup of all predefined phantom positions and measurement grids by teaching three points with the robot.

Twin SAM V5.0 has the same shell geometry and is manufactured from the same material as Twin SAM V4.0, but has reinforced top structure.



Unless otherwise agreed in writing, this document is issued by the Company subject to its General Conditions of Service printed overleaf, available on request or accessible at <http://www.sgs.com/en/Terms-and-Conditions.aspx> and, for electronic format documents, subject to Terms and Conditions for Electronic Documents at <http://www.sgs.com/en/Terms-and-Conditions/Terms-e-Document.aspx>. Attention is drawn to the limitation of liability, indemnification and jurisdiction issues defined therein. Any holder of this document is advised that information contained hereon reflects the Company's findings at the time of its intervention only and within the limits of Client's instructions, if any. The Company's sole responsibility is to its Client and this document does not exonerate parties to a transaction from exercising all their rights and obligations under the transaction documents. This document cannot be reproduced except in full, without prior written approval of the Company. Any unauthorized alteration, forgery or falsification of the content or appearance of this document is unlawful and offenders may be prosecuted to the fullest extent of the law. Unless otherwise stated the results shown in this test report refer only to the sample(s) tested and such sample(s) are retained for 30 days only.

Attention: To check the authenticity of testing / inspection report & certificate, please contact us at telephone: (86-755) 8307 1443, or email: CN.Doccheck@sgs.com


No.10, Weiye Road, Innovation Park, Kunshan, Jiangsu, China 215300

中国·江苏·昆山市留学院创业园伟业路10号 邮编 215300

t(86-512)57355888 f(86-512)57370818 www.sgsgroup.com.cn

t(86-512)57355888 f(86-512)57370818 sgs.china@sgs.com

3.5 ELI Phantom

Material	Vinylester, glass fiber reinforced (VE-GF)	
Liquid Compatibility	Compatible with all SPEAG tissue simulating liquids (incl. DGBE type)	
Shell Thickness	2.0 ± 0.2 mm (bottom plate)	
Dimensions	Major axis: 600 mm Minor axis: 400 mm	
Filling Volume	approx. 30 liters	
Wooden Support	SPEAG standard phantom table	

Phantom for compliance testing of handheld and body-mounted wireless devices in the frequency range of 30 MHz to 6 GHz. ELI is fully compatible with the IEC 62209-2 standard and all known tissue simulating liquids. ELI has been optimized regarding its performance and can be integrated into our standard phantom tables. A cover prevents evaporation of the liquid. Reference markings on the phantom allow installation of the complete setup, including all predefined phantom positions and measurement grids, by teaching three points. The phantom is compatible with all SPEAG dosimetric probes and dipoles.

ELI V5.0 has the same shell geometry and is manufactured from the same material as ELI4, but has reinforced top structure.



Unless otherwise agreed in writing, this document is issued by the Company subject to its General Conditions of Service printed overleaf, available on request or accessible at <http://www.sgs.com/en/Terms-and-Conditions.aspx> and, for electronic format documents, subject to Terms and Conditions for Electronic Documents at <http://www.sgs.com/en/Terms-and-Conditions/Terms-e-Documents.aspx>. Attention is drawn to the limitation of liability, indemnification and jurisdiction issues defined therein. Any holder of this document is advised that information contained hereon reflects the Company's findings at the time of its intervention only and within the limits of Client's instructions, if any. The Company's sole responsibility is to its Client and this document does not exonerate parties to a transaction from exercising all their rights and obligations under the transaction documents. This document cannot be reproduced except in full, without prior written approval of the Company. Any unauthorized alteration, forgery or falsification of the content or appearance of this document is unlawful and offenders may be prosecuted to the fullest extent of the law. Unless otherwise stated the results shown in this test report refer only to the sample(s) tested and such sample(s) are retained for 30 days only.

Attention: To check the authenticity of testing / inspection report & certificate, please contact us at telephone: (86-755) 8307 1443, or email: CN.Doccheck@sgs.com

No.10, Weiye Road, Innovation Park, Kunshan, Jiangsu, China 215300

中国·江苏·昆山市留学院创业园伟业路10号 邮编 215300

t(86-512)57355888 f(86-512)57370818 www.sgsgroup.com.cn

t(86-512)57355888 f(86-512)57370818 sgs.china@sgs.com

3.6 Device Holder for Transmitters



F-2. Device Holder for Transmitters

- The DASY device holder is designed to cope with different positions given in the standard. It has two scales for the device rotation (with respect to the body axis) and the device inclination (with respect to the line between the ear reference points). The rotation centres for both scales are the ear reference point (ERP). Thus the device needs no repositioning when changing the angles.
- The DASY device holder has been made out of low-loss POM material having the following dielectric parameters: relative permittivity $\epsilon=3$ and loss tangent $\delta=0.02$. The amount of dielectric material has been reduced in the closest vicinity of the device, since measurements have suggested that the influence of the clamp on the test results could thus be lowered.



Unless otherwise agreed in writing, this document is issued by the Company subject to its General Conditions of Service printed overleaf, available on request or accessible at <http://www.sgs.com/en/Terms-and-Conditions.aspx> and, for electronic format documents, subject to Terms and Conditions for Electronic Documents at <http://www.sgs.com/en/Terms-and-Conditions/Terms-e-Documents.aspx>. Attention is drawn to the limitation of liability, indemnification and jurisdiction issues defined therein. Any holder of this document is advised that information contained hereon reflects the Company's findings at the time of its intervention only and within the limits of Client's instructions, if any. The Company's sole responsibility is to its Client and this document does not exonerate parties to a transaction from exercising all their rights and obligations under the transaction documents. This document cannot be reproduced except in full, without prior written approval of the Company. Any unauthorized alteration, forgery or falsification of the content or appearance of this document is unlawful and offenders may be prosecuted to the fullest extent of the law. Unless otherwise stated the results shown in this test report refer only to the sample(s) tested and such sample(s) are retained for 30 days only.

Attention: To check the authenticity of testing / inspection report & certificate, please contact us at telephone: (86-755) 8307 1443, or email: CN.Doccheck@sgs.com

No.10, Weiye Road, Innovation Park, Kunshan, Jiangsu, China 215300

中国·江苏·昆山市留学院创业园伟业路10号 邮编 215300

t(86-512)57355888 f(86-512)57370818 www.sgsgroup.com.cn

t(86-512)57355888 f(86-512)57370818 sgs.china@sgs.com

3.7 Measurement procedure

3.7.1 Scanning procedure

Step 1: Power reference measurement

The “reference” and “drift” measurements are located at the beginning and end of the batch process. They measure the field drift at one single point in the liquid over the complete procedure.

Step 2: Area scan

The SAR distribution at the exposed side of the head was measured at a distance of 4mm from the inner surface of the shell. The area covered the entire dimension of the head and the horizontal grid spacing was 15mm*15mm or 12mm*12mm or 10mm*10mm. Based on the area scan data, the area of the maximum absorption was determined by spline interpolation.

Step 3: Zoom scan

Around this point, a volume of 30mm*30mm*30mm (fine resolution volume scan, zoom scan) was assessed by measuring 5x5x7 points ($\leq 2\text{GHz}$) and 7x7x7 points ($\geq 2\text{GHz}$). On this basis of this data set, the spatial peak SAR value was evaluated with the following procedure:

The data at the surface was extrapolated, since the centre of the dipoles is 2.0mm away from the tip of the probe and the distance between the surface and the lowest measuring point is 1.2mm. (This can be variable. Refer to the probe specification). The extrapolation was based on a least square algorithm. A polynomial of the fourth order was calculated through the points in z-axes. This polynomial was then used to evaluate the points between the surface and the probe tip. The maximum interpolated value was searched with a straight-forward algorithm. Around this maximum the SAR values averaged over the spatial volumes (1g or 10g) were computed using the 3D-Spline interpolation algorithm. The volume was integrated with the trapezoidal algorithm. One thousand points were interpolated to calculate the average. All neighbouring volumes were evaluated until no neighboring volume with a higher average value was found.

The area and zoom scan resolutions specified in the table below must be applied to the SAR measurements. Probe boundary effect error compensation is required for measurements with the probe tip closer than half a probe tip diameter to the phantom surface. Both the probe tip diameter and sensor offset distance must satisfy measurement protocols; to ensure probe boundary effect errors are minimized and the higher fields closest to the phantom surface can be correctly measured and extrapolated to the phantom surface for computing 1-g SAR. Tolerances of the post-processing algorithms must be verified by the test laboratory for the scan resolutions used in the SAR measurements, according to the reference distribution functions specified in IEEE Std. 1528-2013.



Unless otherwise agreed in writing, this document is issued by the Company subject to its General Conditions of Service printed overleaf, available on request or accessible at <http://www.sgs.com/en/Terms-and-Conditions.aspx> and, for electronic format documents, subject to Terms and Conditions for Electronic Documents at <http://www.sgs.com/en/Terms-and-Conditions/Terms-e-Document.aspx>. Attention is drawn to the limitation of liability, indemnification and jurisdiction issues defined therein. Any holder of this document is advised that information contained hereon reflects the Company's findings at the time of its intervention only and within the limits of Client's instructions, if any. The Company's sole responsibility is to its Client and this document does not exonerate parties to a transaction from exercising all their rights and obligations under the transaction documents. This document cannot be reproduced except in full, without prior written approval of the Company. Any unauthorized alteration, forgery or falsification of the content or appearance of this document is unlawful and offenders may be prosecuted to the fullest extent of the law. Unless otherwise stated the results shown in this test report refer only to the sample(s) tested and such sample(s) are retained for 30 days only.

Attention: To check the authenticity of testing / inspection report & certificate, please contact us at telephone: (86-755) 8307 1443, or email: CN.Doccheck@sgs.com

No.10, Weiye Road, Innovation Park, Kunshan, Jiangsu, China 215300

中国·江苏·昆山市留学院创业园伟业路10号 邮编 215300

t(86-512)57355888 f(86-512)57370818 www.sgsgroup.com.cn

t(86-512)57355888 f(86-512)57370818 sgs.china@sgs.com

			≤ 3 GHz	> 3 GHz
Maximum distance from closest measurement point (geometric center of probe sensors) to phantom surface			5 ± 1 mm	$\frac{1}{2} \cdot \delta \cdot \ln(2) \pm 0.5$ mm
Maximum probe angle from probe axis to phantom surface normal at the measurement location			$30^\circ \pm 1^\circ$	$20^\circ \pm 1^\circ$
Maximum area scan spatial resolution: Δx_{Area} , Δy_{Area}			≤ 2 GHz: ≤ 15 mm 2 – 3 GHz: ≤ 12 mm	3 – 4 GHz: ≤ 12 mm 4 – 6 GHz: ≤ 10 mm
			When the x or y dimension of the test device, in the measurement plane orientation, is smaller than the above, the measurement resolution must be \leq the corresponding x or y dimension of the test device with at least one measurement point on the test device.	
Maximum zoom scan spatial resolution: Δx_{Zoom} , Δy_{Zoom}			≤ 2 GHz: ≤ 8 mm 2 – 3 GHz: ≤ 5 mm*	3 – 4 GHz: ≤ 5 mm* 4 – 6 GHz: ≤ 4 mm*
Maximum zoom scan spatial resolution, normal to phantom surface	uniform grid: $\Delta z_{Zoom}(n)$		≤ 5 mm	3 – 4 GHz: ≤ 4 mm 4 – 5 GHz: ≤ 3 mm 5 – 6 GHz: ≤ 2 mm
	graded grid	$\Delta z_{Zoom}(1)$: between 1 st two points closest to phantom surface	≤ 4 mm	3 – 4 GHz: ≤ 3 mm 4 – 5 GHz: ≤ 2.5 mm 5 – 6 GHz: ≤ 2 mm
		$\Delta z_{Zoom}(n>1)$: between subsequent points	$\leq 1.5 \cdot \Delta z_{Zoom}(n-1)$	
Minimum zoom scan volume	x, y, z		≥ 30 mm	3 – 4 GHz: ≥ 28 mm 4 – 5 GHz: ≥ 25 mm 5 – 6 GHz: ≥ 22 mm
Note: δ is the penetration depth of a plane-wave at normal incidence to the tissue medium; see draft standard IEEE P1528-2011 for details.				
* When zoom scan is required and the <u>reported</u> SAR from the <u>area scan based 1-g SAR estimation</u> procedures of KDB 447498 is ≤ 1.4 W/kg, ≤ 8 mm, ≤ 7 mm and ≤ 5 mm zoom scan resolution may be applied, respectively, for 2 GHz to 3 GHz, 3 GHz to 4 GHz and 4 GHz to 6 GHz.				

Step 4: Power reference measurement (drift)

The Power Drift Measurement job measures the field at the same location as the most recent power reference measurement job within the same procedure, and with the same settings. The indicated drift is mainly the variation of the DUT's output power and should vary max. $\pm 5\%$



Unless otherwise agreed in writing, this document is issued by the Company subject to its General Conditions of Service printed overleaf, available on request or accessible at <http://www.sgs.com/en/Terms-and-Conditions.aspx> and, for electronic format documents, subject to Terms and Conditions for Electronic Documents at <http://www.sgs.com/en/Terms-and-Conditions/Terms-e-Documents.aspx>. Attention is drawn to the limitation of liability, indemnification and jurisdiction issues defined therein. Any holder of this document is advised that information contained hereon reflects the Company's findings at the time of its intervention only and within the limits of Client's instructions, if any. The Company's sole responsibility is to its Client and this document does not exonerate parties to a transaction from exercising all their rights and obligations under the transaction documents. This document cannot be reproduced except in full, without prior written approval of the Company. Any unauthorized alteration, forgery or falsification of the content or appearance of this document is unlawful and offenders may be prosecuted to the fullest extent of the law. Unless otherwise stated the results shown in this test report refer only to the sample(s) tested and such sample(s) are retained for 30 days only.

Attention: To check the authenticity of testing / inspection report & certificate, please contact us at telephone: (86-755) 8307 1443, or email: CN.Doccheck@sgs.com

No.10, Weiye Road, Innovation Park, Kunshan, Jiangsu, China 215300

中国·江苏·昆山市留学院创业园伟业路10号 邮编 215300

t(86-512)57355888 f(86-512)57370818 www.sgs.com

t(86-512)57355888 f(86-512)57370818 sgs.china@sgs.com

3.7.2 Data Storage

The DASY software stores the acquired data from the data acquisition electronics as raw data (in microvolt readings from the probe sensors), together with all necessary software parameters for the data evaluation (probe calibration data, liquid parameters and device frequency and modulation data) in measurement files with the extension “.DAE3”. The software evaluates the desired unit and format for output each time the data is visualized or exported. This allows verification of the complete software setup even after the measurement and allows correction of incorrect parameter settings. For example, if a measurement has been performed with a wrong crest factor parameter in the device setup, the parameter can be corrected afterwards and the data can be re-evaluated. The measured data can be visualized or exported in different units or formats, depending on the selected probe type ([V/m], [A/m], [°C], [m W/g], [m W/cm²], [dBrel], etc.). Some of these units are not available in certain situations or show meaningless results, e.g., a SAR output in a lossless media will always be zero. Raw data can also be exported to perform the evaluation with other software packages.

3.7.3 Data Evaluation by SEMCAD

The SEMCAD software automatically executes the following procedures to calculate the field units from the microvolt readings at the probe connector. The parameters used in the evaluation are stored in the configuration modules of the software:

Probe parameters:	- Sensitivity	Normi, ai0, ai1, ai2
- Conversion factor	ConvFi	
- Diode compression point	Dcpi	
Device parameters:	- Frequency	f
- Crest factor	cf	
Media parameters:	- Conductivity	ε
- Density	ρ	

These parameters must be set correctly in the software. They can be found in the component documents or they can be imported into the software from the configuration files issued for the DASY components. In the direct measuring mode of the multimeter option, the parameters of the actual system setup are used. In the scan visualization and export modes, the parameters stored in the corresponding document files are used.

The first step of the evaluation is a linearization of the filtered input signal to account for the compression characteristics of the detector diode. The compensation depends on the input signal, the diode type and the DC-transmission factor from the diode to the evaluation electronics.

If the exciting field is pulsed, the crest factor of the signal must be known to correctly compensate for peak power. The formula for each channel can be given as:

$$V_i = U_i + U_i^2 \cdot cf / dcpi$$

With V_i = compensated signal of channel i (i = x, y, z)

U_i = input signal of channel i (i = x, y, z)

cf = crest factor of exciting field (DASY parameter)

dcpi = diode compression point (DASY parameter)



Unless otherwise agreed in writing, this document is issued by the Company subject to its General Conditions of Service printed overleaf, available on request or accessible at <http://www.sgs.com/en/Terms-and-Conditions.aspx> and, for electronic format documents, subject to Terms and Conditions for Electronic Documents at <http://www.sgs.com/en/Terms-and-Conditions/Terms-e-Documents.aspx>. Attention is drawn to the limitation of liability, indemnification and jurisdiction issues defined therein. Any holder of this document is advised that information contained hereon reflects the Company's findings at the time of its intervention only and within the limits of Client's instructions, if any. The Company's sole responsibility is to its Client and this document does not exonerate parties to a transaction from exercising all their rights and obligations under the transaction documents. This document cannot be reproduced except in full, without prior written approval of the Company. Any unauthorized alteration, forgery or falsification of the content or appearance of this document is unlawful and offenders may be prosecuted to the fullest extent of the law. Unless otherwise stated the results shown in this test report refer only to the sample(s) tested and such sample(s) are retained for 30 days only.

Attention: To check the authenticity of testing / inspection report & certificate, please contact us at telephone: (86-755) 8307 1443, or email: CN.Doccheck@sgs.com

No.10, Weiye Road, Innovation Park, Kunshan, Jiangsu, China 215300

中国·江苏·昆山市留学生创业园伟业路10号 邮编 215300

t(86-512)57355888 f(86-512)57370818 www.sgsgroup.com.cn

t(86-512)57355888 f(86-512)57370818 sgs.china@sgs.com

From the compensated input signals the primary field data for each channel can be evaluated:

E-field probes:

$$E_i = (V_i / \text{Norm}_i \cdot \text{ConvF})^{1/2}$$

H-field probes:

$$H_i = (V_i)^{1/2} \cdot (a_{i0} + a_{i1}f + a_{i2}f^2) / f$$

With V_i = compensated signal of channel i ($i = x, y, z$)

Norm_i = sensor sensitivity of channel i ($i = x, y, z$)

[mV/(V/m)²] for E-field Probes

ConvF = sensitivity enhancement in solution

a_{ij} = sensor sensitivity factors for H-field probes

f = carrier frequency [GHz]

E_i = electric field strength of channel i in V/m

H_i = magnetic field strength of channel i in A/m

The RSS value of the field components gives the total field strength (Hermitian magnitude):

$$E_{\text{tot}} = (E_x^2 + E_y^2 + E_z^2)^{1/2}$$

The primary field data are used to calculate the derived field units.

$$\text{SAR} = (E_{\text{tot}}^2 \cdot \sigma) / (\epsilon \cdot 1000)$$

With SAR = local specific absorption rate in mW/g

E_{tot} = total field strength in V/m

σ = conductivity in [mho/m] or [Siemens/m]

ϵ = equivalent tissue density in g/cm³

Note that the density is normally set to 1 (or 1.06), to account for actual brain density rather than the density of the simulation liquid. The power flow density is calculated assuming the excitation field to be a free space field.

$$P_{\text{pwe}} = E_{\text{tot}}^2 / 3770 \quad \text{or} \quad P_{\text{pwe}} = H_{\text{tot}}^2 \cdot 37.7$$

with P_{pwe} = equivalent power density of a plane wave in mW/cm²

E_{tot} = total electric field strength in V/m

H_{tot} = total magnetic field strength in A/m



Unless otherwise agreed in writing, this document is issued by the Company subject to its General Conditions of Service printed overleaf, available on request or accessible at <http://www.sgs.com/en/Terms-and-Conditions.aspx> and, for electronic format documents, subject to Terms and Conditions for Electronic Documents at <http://www.sgs.com/en/Terms-and-Conditions/Terms-e-Documents.aspx>. Attention is drawn to the limitation of liability, indemnification and jurisdiction issues defined therein. Any holder of this document is advised that information contained hereon reflects the Company's findings at the time of its intervention only and within the limits of Client's instructions, if any. The Company's sole responsibility is to its Client and this document does not exonerate parties to a transaction from exercising all their rights and obligations under the transaction documents. This document cannot be reproduced except in full, without prior written approval of the Company. Any unauthorized alteration, forgery or falsification of the content or appearance of this document is unlawful and offenders may be prosecuted to the fullest extent of the law. Unless otherwise stated the results shown in this test report refer only to the sample(s) tested and such sample(s) are retained for 30 days only.

Attention: To check the authenticity of testing / inspection report & certificate, please contact us at telephone: (86-755) 8307 1443, or email: CN.Doccheck@sgs.com

No.10, Weiye Road, Innovation Park, Kunshan, Jiangsu, China 215300

中国·江苏·昆山市留学生创业园伟业路10号 邮编 215300

t(86-512)57355888 f(86-512)57370818 www.sgsgroup.com.cn

t(86-512)57355888 f(86-512)57370818 sgs.china@sgs.com

4 SAR measurement variability and uncertainty

4.1 SAR measurement variability

Per KDB865664 D01 SAR measurement 100 MHz to 6 GHz v01r04, SAR measurement variability must be assessed for each frequency band, which is determined by the SAR probe calibration point and tissue-equivalent medium used for the device measurements. The additional measurements are repeated after the completion of all measurements requiring the same head or body tissue-equivalent medium in a frequency band. The test device should be returned to ambient conditions (normal room temperature) with the battery fully charged before it is re-mounted on the device holder for the repeated measurement(s) to minimize any unexpected variations in the repeated results.

1) Repeated measurement is not required when the original highest measured SAR is < 0.80 W/kg; steps 2) through 4) do not apply.

2) When the original highest measured SAR is ≥ 0.80 W/kg, repeat that measurement once.

3) Perform a second repeated measurement only if the ratio of largest to smallest SAR for the original and first repeated measurements is > 1.20 or when the original or repeated measurement is ≥ 1.45 W/kg ($\sim 10\%$ from the 1-g SAR limit).

4) Perform a third repeated measurement only if the original, first or second repeated measurement is ≥ 1.5 W/kg and the ratio of largest to smallest SAR for the original, first and second repeated measurements is > 1.20 .

The same procedures should be adapted for measurements according to extremity and occupational exposure limits by applying a factor of 2.5 for extremity exposure and a factor of 5 for occupational exposure to the corresponding SAR thresholds.

Unless otherwise agreed in writing, this document is issued by the Company subject to its General Conditions of Service printed overleaf, available on request or accessible at <http://www.sgs.com/en/Terms-and-Conditions.aspx> and, for electronic format documents, subject to Terms and Conditions for Electronic Documents at <http://www.sgs.com/en/Terms-and-Conditions/Terms-e-Documents.aspx>. Attention is drawn to the limitation of liability, indemnification and jurisdiction issues defined therein. Any holder of this document is advised that information contained hereon reflects the Company's findings at the time of its intervention only and within the limits of Client's instructions, if any. The Company's sole responsibility is to its Client and this document does not exonerate parties to a transaction from exercising all their rights and obligations under the transaction documents. This document cannot be reproduced except in full, without prior written approval of the Company. Any unauthorized alteration, forgery or falsification of the content or appearance of this document is unlawful and offenders may be prosecuted to the fullest extent of the law. Unless otherwise stated the results shown in this test report refer only to the sample(s) tested and such sample(s) are retained for 30 days only.

Attention: To check the authenticity of testing / inspection report & certificate, please contact us at telephone: (86-755) 8307 1443, or email: CN.Doccheck@sgs.com

No.10, Weiye Road, Innovation Park, Kunshan, Jiangsu, China 215300

中国·江苏·昆山市留学生创业园伟业路10号 邮编 215300

t(86-512)57355888 f(86-512)57370818 www.sgsgroup.com.cn

t(86-512)57355888 f(86-512)57370818 sgs.china@sgs.com



4.2 SAR measurement uncertainty

Per KDB865664 D01 SAR Measurement 100 MHz to 6 GHz, when the highest measured 1-g SAR within a frequency band is < 1.5 W/kg, the extensive SAR measurement uncertainty analysis described in IEEE Std 1528-2013 is not required in SAR reports submitted for equipment approval. The equivalent ratio (1.5/1.6) is applied to extremity and occupational exposure conditions.



Unless otherwise agreed in writing, this document is issued by the Company subject to its General Conditions of Service printed overleaf, available on request or accessible at <http://www.sgs.com/en/Terms-and-Conditions.aspx> and, for electronic format documents, subject to Terms and Conditions for Electronic Documents at <http://www.sgs.com/en/Terms-and-Conditions/Terms-e-Documents.aspx>. Attention is drawn to the limitation of liability, indemnification and jurisdiction issues defined therein. Any holder of this document is advised that information contained hereon reflects the Company's findings at the time of its intervention only and within the limits of Client's instructions, if any. The Company's sole responsibility is to its Client and this document does not exonerate parties to a transaction from exercising all their rights and obligations under the transaction documents. This document cannot be reproduced except in full, without prior written approval of the Company. Any unauthorized alteration, forgery or falsification of the content or appearance of this document is unlawful and offenders may be prosecuted to the fullest extent of the law. Unless otherwise stated the results shown in this test report refer only to the sample(s) tested and such sample(s) are retained for 30 days only.

Attention: To check the authenticity of testing / inspection report & certificate, please contact us at telephone: (86-755) 8307 1443, or email: CN.Doccheck@sgs.com

No.10, Weiye Road, Innovation Park, Kunshan, Jiangsu, China 215300

中国·江苏·昆山市留学院创业园伟业路10号 邮编 215300

t(86-512)57355888 f(86-512)57370818 www.sgsgroup.com.cn

t(86-512)57355888 f(86-512)57370818 sgs.china@sgs.com

5 Description of Test Position

5.1.1 Extremity exposure conditions

Devices that are designed or intended for use on extremities, or mainly operated in extremity only exposure conditions, i.e., hands, wrists, feet and ankles, may require extremity SAR evaluation. When the device also operates in close proximity to the user's body, SAR compliance for the body is also required. The 1-g body and 10-g extremity SAR Test Exclusion Thresholds in 8.2 should be applied to determine SAR test requirements. When extremity SAR testing is required, a flat phantom must be used if the exposure condition is more conservative than the actual use conditions; otherwise, a KDB inquiry is required to determine the phantom and test requirements. Body SAR compliance is also tested with a flat phantom. For devices with irregular shapes or form factors that do not conform to a flat phantom, and/or unusual operating configurations and exposure conditions, a KDB inquiry is also required to determine the appropriate SAR measurement procedures. Unless it is specified differently in the published RF exposure KDB procedures, when simultaneous transmission applies to extremity exposure, the simultaneous transmission SAR test exclusion provisions should be applied. When simultaneous transmission SAR measurement is required, the enlarged zoom scan and volume scan post-processing procedures in KDB Publication 865664 D01 should be applied.

SAR can test the sides near the antenna, the surface of the device should be tested for SAR compliance with the device touching the phantom. The SAR Exclusion Threshold in KDB 447498 D01 can be applied to determine SAR test exclusion for adjacent edge configurations. The closest distance from the antenna to an adjacent device surface is used to determine if SAR testing is required for the adjacent surfaces, with the adjacent surface positioned against the phantom and the surface containing the antenna positioned perpendicular to the phantom.

Test Distance for SAR Evaluation

For 10g Extremity SAR the EUT is set directly against the phantom and the test distance is 0mm.

Unless otherwise agreed in writing, this document is issued by the Company subject to its General Conditions of Service printed overleaf, available on request or accessible at <http://www.sgs.com/en/Terms-and-Conditions.aspx> and, for electronic format documents, subject to Terms and Conditions for Electronic Documents at <http://www.sgs.com/en/Terms-and-Conditions/Terms-e-Documents.aspx>. Attention is drawn to the limitation of liability, indemnification and jurisdiction issues defined therein. Any holder of this document is advised that information contained hereon reflects the Company's findings at the time of its intervention only and within the limits of Client's instructions, if any. The Company's sole responsibility is to its Client and this document does not exonerate parties to a transaction from exercising all their rights and obligations under the transaction documents. This document cannot be reproduced except in full, without prior written approval of the Company. Any unauthorized alteration, forgery or falsification of the content or appearance of this document is unlawful and offenders may be prosecuted to the fullest extent of the law. Unless otherwise stated the results shown in this test report refer only to the sample(s) tested and such sample(s) are retained for 30 days only.

Attention: To check the authenticity of testing / inspection report & certificate, please contact us at telephone: (86-755) 8307 1443, or email: CN.Doccheck@sgs.com

No.10, Weiye Road, Innovation Park, Kunshan, Jiangsu, China 215300

中国·江苏·昆山市留学院创业园伟业路10号 邮编 215300

t(86-512)57355888 f(86-512)57370818 www.sgsgroup.com.cn

t(86-512)57355888 f(86-512)57370818 sgs.china@sgs.com



6 SAR System Verification Procedure

6.1 Tissue Simulate Liquid

6.1.1 Recipes for Tissue Simulate Liquid

The following tables give the recipes for tissue simulating liquids to be used in different frequency bands:

Ingredients (% by weight)	Frequency (MHz)									
	450		835		915		1900		2450	
Tissue Type	Head	Body	Head	Body	Head	Body	Head	Body	Head	Body
Water	38.56	51.16	41.45	52.4	41.05	56.0	54.9	40.4	62.7	73.2
Salt (NaCl)	3.95	1.49	1.45	1.4	1.35	0.76	0.18	0.5	0.5	0.04
Sugar	56.32	46.78	56.0	45.0	56.5	41.76	0.0	58.0	0.0	0.0
HEC	0.98	0.52	1.0	1.0	1.0	1.21	0.0	1.0	0.0	0.0
Bactericide	0.19	0.05	0.1	0.1	0.1	0.27	0.0	0.1	0.0	0.0
Triton X-100	0.0	0.0	0.0	0.0	0.0	0.0	0.0	0.0	36.8	0.0
DGBE	0.0	0.0	0.0	0.0	0.0	0.0	44.92	0.0	0.0	26.7
Dielectric Constant	43.42	58.0	42.54	56.1	42.0	56.8	39.9	54.0	39.8	52.5
Conductivity (S/m)	0.85	0.83	0.91	0.95	1.0	1.07	1.42	1.45	1.88	1.78

HSL5GHz is composed of the following ingredients:

Water: 50-65%

Mineral oil: 10-30%

Emulsifiers: 8-25%

Sodium salt: 0-1.5%

MSL5GHz is composed of the following ingredients:

Water: 64-78%

Mineral oil: 11-18%

Emulsifiers: 9-15%

Sodium salt: 2-3%

Table 3: Recipe of Tissue Simulate Liquid



Unless otherwise agreed in writing, this document is issued by the Company subject to its General Conditions of Service printed overleaf, available on request or accessible at <http://www.sgs.com/en/Terms-and-Conditions.aspx> and, for electronic format documents, subject to Terms and Conditions for Electronic Documents at <http://www.sgs.com/en/Terms-and-Conditions/Terms-e-Document.aspx>. Attention is drawn to the limitation of liability, indemnification and jurisdiction issues defined therein. Any holder of this document is advised that information contained hereon reflects the Company's findings at the time of its intervention only and within the limits of Client's instructions, if any. The Company's sole responsibility is to its Client and this document does not exonerate parties to a transaction from exercising all their rights and obligations under the transaction documents. This document cannot be reproduced except in full, without prior written approval of the Company. Any unauthorized alteration, forgery or falsification of the content or appearance of this document is unlawful and offenders may be prosecuted to the fullest extent of the law. Unless otherwise stated the results shown in this test report refer only to the sample(s) tested and such sample(s) are retained for 30 days only.

Attention: To check the authenticity of testing / inspection report & certificate, please contact us at telephone: (86-755) 8307 1443, or email: CN.Doccheck@sgs.com

No.10, Weiye Road, Innovation Park, Kunshan, Jiangsu, China 215300

中国·江苏·昆山市留学生创业园伟业路10号 邮编 215300

t(86-512)57355888 f(86-512)57370818 www.sgsgroup.com.cn

t(86-512)57355888 f(86-512)57370818 sgs.china@sgs.com

6.1.2 Test Liquids Confirmation

Simulated tissue liquid parameter confirmation

The dielectric parameters were checked prior to assessment using the SPEAG DAK3.5 dielectric probe kit. The dielectric parameters measured are reported in each correspondent section.

IEEE SCC-34/SC-2 P1528 recommended tissue dielectric parameters

The head tissue dielectric parameters recommended by the IEEE SCC-34/SC-2 in P1528 have been incorporated in the following table. These head parameters are derived from planar layer models simulating the highest expected SAR for the dielectric properties and tissue thickness variations in a human head. Other head and body tissue parameters that have not been specified in P1528 are derived from the tissue dielectric parameters computed from the 4-Cole-Cole equations and extrapolated according to the head parameters specified in P1528

Target Frequency (MHz)	Head		Body	
	ϵ_r	σ (S/m)	ϵ_r	σ (S/m)
150	52.3	0.76	61.9	0.80
300	45.3	0.87	58.2	0.92
450	43.5	0.87	56.7	0.94
835	41.5	0.90	55.2	0.97
900	41.5	0.97	55.0	1.05
915	41.5	0.98	55.0	1.06
1450	40.5	1.20	54.0	1.30
1610	40.3	1.29	53.8	1.40
1800-2000	40.0	1.40	53.3	1.52
2450	39.2	1.80	52.7	1.95
3000	38.5	2.40	52.0	2.73
5800	35.3	5.27	48.2	6.00

(ϵ_r = relative permittivity, σ = conductivity and $\rho = 1000 \text{ kg/m}^3$)



Unless otherwise agreed in writing, this document is issued by the Company subject to its General Conditions of Service printed overleaf, available on request or accessible at <http://www.sgs.com/en/Terms-and-Conditions.aspx> and, for electronic format documents, subject to Terms and Conditions for Electronic Documents at <http://www.sgs.com/en/Terms-and-Conditions/Terms-e-Document.aspx>. Attention is drawn to the limitation of liability, indemnification and jurisdiction issues defined therein. Any holder of this document is advised that information contained hereon reflects the Company's findings at the time of its intervention only and within the limits of Client's instructions, if any. The Company's sole responsibility is to its Client and this document does not exonerate parties to a transaction from exercising all their rights and obligations under the transaction documents. This document cannot be reproduced except in full, without prior written approval of the Company. Any unauthorized alteration, forgery or falsification of the content or appearance of this document is unlawful and offenders may be prosecuted to the fullest extent of the law. Unless otherwise stated the results shown in this test report refer only to the sample(s) tested and such sample(s) are retained for 30 days only.

Attention: To check the authenticity of testing / inspection report & certificate, please contact us at telephone: (86-755) 8307 1443, or email: CN.Doccheck@sgs.com

No.10, Weiye Road, Innovation Park, Kunshan, Jiangsu, China 215300

中国·江苏·昆山市留学生创业园伟业路10号 邮编 215300

t(86-512)57355888 f(86-512)57370818 www.sgsgroup.com.cn

t(86-512)57355888 f(86-512)57370818 sgs.china@sgs.com

6.1.3 Measurement for Tissue Simulate Liquid

The dielectric properties for this Tissue Simulate Liquids were measured by using the Agilent Model 85070E Dielectric Probe in conjunction with Agilent E5071C Network Analyzer (300 KHz-8500 MHz). The Conductivity (σ) and Permittivity (ρ) are listed in bellow table. For the SAR measurement given in this report. The temperature variation of the Tissue Simulate Liquids was $22 \pm 2^\circ\text{C}$.

Tissue Type	Measured Frequency (MHz)	Conductivity (σ)	Permittivity (ϵ_r)	Conductivity Target (σ)	Permittivity Target (ϵ_r)	Delta (σ) (%)	Delta (ϵ_r) (%)	Limit (%)	Liquid Temp. ($^\circ\text{C}$)	Date
750 Head	750	0.898	41.66	0.89	41.90	0.90	-0.57	± 5	22.1	2021/08/07
835 Head	835	0.904	42.233	0.90	41.50	0.44	1.77	± 5	22.1	2021/08/09
1800 Head	1800	1.38	38.612	1.40	40.00	-1.43	-3.47	± 5	22.2	2021/08/10
1900 Head	1900	1.373	40.580	1.40	40.00	-1.93	1.45	± 5	22.3	2021/08/11
2450 Head	2450	1.79	39.739	1.80	39.20	-0.56	1.37	± 5	22	2021/08/12
2600 Head	2600	1.962	39.248	1.96	39.00	0.10	0.64	± 5	22.1	2021/08/13
5250 Head	5250	4.617	35.482	4.71	35.95	-1.97	-1.30	± 5	22.2	2021/08/14
5600 Head	5600	5.007	34.628	5.07	35.50	-1.24	-2.46	± 5	22.2	2021/08/14
5750 Head	5750	5.315	34.651	5.22	35.35	1.82	-1.98	± 5	22.2	2021/08/14

Table 4: Measurement result of Tissue electric parameters



Unless otherwise agreed in writing, this document is issued by the Company subject to its General Conditions of Service printed overleaf, available on request or accessible at <http://www.sgs.com/en/Terms-and-Conditions.aspx> and, for electronic format documents, subject to Terms and Conditions for Electronic Documents at <http://www.sgs.com/en/Terms-and-Conditions/Terms-e-Documents.aspx>. Attention is drawn to the limitation of liability, indemnification and jurisdiction issues defined therein. Any holder of this document is advised that information contained hereon reflects the Company's findings at the time of its intervention only and within the limits of Client's instructions, if any. The Company's sole responsibility is to its Client and this document does not exonerate parties to a transaction from exercising all their rights and obligations under the transaction documents. This document cannot be reproduced except in full, without prior written approval of the Company. Any unauthorized alteration, forgery or falsification of the content or appearance of this document is unlawful and offenders may be prosecuted to the fullest extent of the law. Unless otherwise stated the results shown in this test report refer only to the sample(s) tested and such sample(s) are retained for 30 days only.

Attention: To check the authenticity of testing / inspection report & certificate, please contact us at telephone: (86-755) 8307 1443, or email: CN.Doccheck@sgs.com

No.10, Weiye Road, Innovation Park, Kunshan, Jiangsu, China 215300

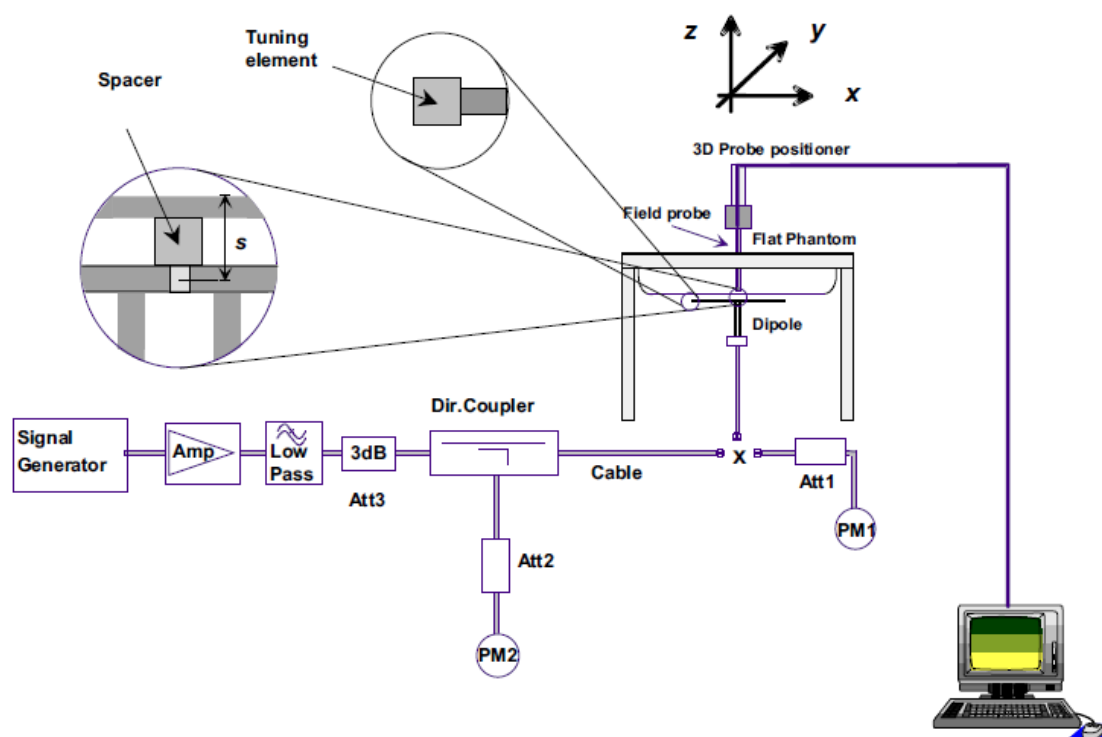
中国·江苏·昆山市留学院创业园伟业路10号 邮编 215300

t(86-512)57355888 f(86-512)57370818 www.sgsgroup.com.cn

t(86-512)57355888 f(86-512)57370818 sgs.china@sgs.com

6.2 SAR System Check

The microwave circuit arrangement for system check is sketched in bellow figure. The daily system accuracy verification occurs within the flat section of the SAM phantom. A SAR measurement was performed to see if the measured SAR was within $\pm 10\%$ from the target SAR values. The tests were conducted on the same days as the measurement of the EUT. The obtained results from the system accuracy verification are displayed in the following table. During the tests, the ambient temperature of the laboratory was in the range $22\pm 2^{\circ}\text{C}$, the relative humidity was in the range 60% and the liquid depth above the ear reference points was above 15 cm in all the cases. It is seen that the system is operating within its specification, as the results are within acceptable tolerance of the reference values.



F-3. the microwave circuit arrangement used for SAR system verification



Unless otherwise agreed in writing, this document is issued by the Company subject to its General Conditions of Service printed overleaf, available on request or accessible at <http://www.sgs.com/en/Terms-and-Conditions.aspx> and, for electronic format documents, subject to Terms and Conditions for Electronic Documents at <http://www.sgs.com/en/Terms-and-Conditions/Terms-e-Document.aspx>. Attention is drawn to the limitation of liability, indemnification and jurisdiction issues defined therein. Any holder of this document is advised that information contained hereon reflects the Company's findings at the time of its intervention only and within the limits of Client's instructions, if any. The Company's sole responsibility is to its Client and this document does not exonerate parties to a transaction from exercising all their rights and obligations under the transaction documents. This document cannot be reproduced except in full, without prior written approval of the Company. Any unauthorized alteration, forgery or falsification of the content or appearance of this document is unlawful and offenders may be prosecuted to the fullest extent of the law. Unless otherwise stated the results shown in this test report refer only to the sample(s) tested and such sample(s) are retained for 30 days only.

Attention: To check the authenticity of testing / inspection report & certificate, please contact us at telephone: (86-755) 8307 1443, or email: CN.Doccheck@sgs.com

No.10, Weiye Road, Innovation Park, Kunshan, Jiangsu, China 215300

中国·江苏·昆山市留学生创业园伟业路10号 邮编 215300

t(86-512)57355888 f(86-512)57370818 www.sgsgroup.com.cn

t(86-512)57355888 f(86-512)57370818 sgs.china@sgs.com



6.2.1 Justification for Extended SAR Dipole Calibrations

1) Referring to KDB865664 D01 requirements for dipole calibration, instead of the typical annual calibration recommended by measurement standards, longer calibration intervals of up to three years may be considered when it is demonstrated that the SAR target, impedance and return loss of a dipole have remain stable according to the following requirements. Each measured dipole is expected to evaluate with the following criteria at least on annual interval in Appendix C.

- a) There is no physical damage on the dipole;
- b) System check with specific dipole is within 10% of calibrated value;
- c) Return-loss is within 10% of calibrated measurement;
- d) Impedance is within 5Ω from the previous measurement.

2) Network analyzer probe calibration against air, distilled water and a shorting block performed before measuring liquid parameters.



Unless otherwise agreed in writing, this document is issued by the Company subject to its General Conditions of Service printed overleaf, available on request or accessible at <http://www.sgs.com/en/Terms-and-Conditions.aspx> and, for electronic format documents, subject to Terms and Conditions for Electronic Documents at <http://www.sgs.com/en/Terms-and-Conditions/Terms-e-Documents.aspx>. Attention is drawn to the limitation of liability, indemnification and jurisdiction issues defined therein. Any holder of this document is advised that information contained hereon reflects the Company's findings at the time of its intervention only and within the limits of Client's instructions, if any. The Company's sole responsibility is to its Client and this document does not exonerate parties to a transaction from exercising all their rights and obligations under the transaction documents. This document cannot be reproduced except in full, without prior written approval of the Company. Any unauthorized alteration, forgery or falsification of the content or appearance of this document is unlawful and offenders may be prosecuted to the fullest extent of the law. Unless otherwise stated the results shown in this test report refer only to the sample(s) tested and such sample(s) are retained for 30 days only.

Attention: To check the authenticity of testing / inspection report & certificate, please contact us at telephone: (86-755) 8307 1443, or email: CN.Doccheck@sgs.com

No.10, Weiye Road, Innovation Park, Kunshan, Jiangsu, China 215300

中国·江苏·昆山市留学生创业园伟业路10号 邮编 215300

t(86-512)57355888 f(86-512)57370818 www.sgsgroup.com.cn

t(86-512)57355888 f(86-512)57370818 sgs.china@sgs.com

6.2.2 Summary System Check Result(s)

Validation Kit		Measured SAR 250mW	Measured SAR 250mW	Measured SAR (normalized to 1w)	Measured SAR (normalized to 1w)	Target SAR (normalized to 1w) (±10%)	Target SAR (normalized to 1w) (±10%)	Liquid Temp. (°C)	Measured Date
		1g (W/kg)	10g (W/kg)	1g (W/kg)	10g (W/kg)	1-g(W/kg)	10-g(W/kg)		
D750V2	Head	2.02	1.33	8.08	5.32	8.23 (7.41~9.05)	5.41 (4.87~5.95)	22.1	2021/08/07
D835V2	Head	2.31	1.5	9.24	6	9.41 (8.47~10.35)	6.25 (5.63~6.88)	22.1	2021/08/09
D1800V2	Head	9.39	4.98	37.56	19.92	38.4 (34.56~42.24)	20.2 (18.18~22.22)	22.2	2021/08/10
D1900V2	Head	9.87	5.09	39.48	20.36	39.7 (35.73~43.67)	20.5 (18.45~22.55)	22.3	2021/08/11
D2450V2	Head	12.8	5.85	51.2	23.4	53 (47.70~58.30)	24.6 (22.14~27.60)	22	2021/08/12
D2600V2	Head	13.3	6.03	53.2	24.12	56.2 (50.58~61.82)	25 (22.50~27.50)	22.1	2021/08/13
Validation Kit		Measured SAR 100mW	Measured SAR 100mW	Measured SAR (normalized to 1w)	Measured SAR (normalized to 1w)	Target SAR (normalized to 1w) (±10%)	Target SAR (normalized to 1w) (±10%)	Liquid Temp. (°C)	Measured Date
		1g (W/kg)	10g (W/kg)	1g (W/kg)	10g (W/kg)	1-g(W/kg)	10-g(W/kg)		
D5GHzV2	Head(5.25GHz)	7.46	2.19	74.6	21.9	77.7 (69.93~85.47)	22.4 (20.16~24.64)	22.2	2021/08/14
	Head(5.6GHz)	7.68	2.26	76.8	22.6	81.2 (73.08~89.32)	23.5 (21.15~25.85)	22.2	2021/08/14
	Head(5.75GHz)	7.62	2.18	76.2	21.8	78.9 (71.01~86.79)	22.7 (20.43~24.97)	22.2	2021/08/14

Table 5: SAR System Check Result

6.2.3 Detailed System Check Results

Please see the Appendix A



Unless otherwise agreed in writing, this document is issued by the Company subject to its General Conditions of Service printed overleaf, available on request or accessible at <http://www.sgs.com/en/Terms-and-Conditions.aspx> and, for electronic format documents, subject to Terms and Conditions for Electronic Documents at <http://www.sgs.com/en/Terms-and-Conditions/Terms-e-Document.aspx>. Attention is drawn to the limitation of liability, indemnification and jurisdiction issues defined therein. Any holder of this document is advised that information contained hereon reflects the Company's findings at the time of its intervention only and within the limits of Client's instructions, if any. The Company's sole responsibility is to its Client and this document does not exonerate parties to a transaction from exercising all their rights and obligations under the transaction documents. This document cannot be reproduced except in full, without prior written approval of the Company. Any unauthorized alteration, forgery or falsification of the content or appearance of this document is unlawful and offenders may be prosecuted to the fullest extent of the law. Unless otherwise stated the results shown in this test report refer only to the sample(s) tested and such sample(s) are retained for 30 days only.

Attention: To check the authenticity of testing / inspection report & certificate, please contact us at telephone: (86-755) 8307 1443, or email: CN.Doccheck@sgs.com

No.10, Weiye Road, Innovation Park, Kunshan, Jiangsu, China 215300

中国·江苏·昆山市留学院创业园伟业路10号 邮编 215300

t(86-512)57355888 f(86-512)57370818 www.sgsgroup.com.cn

t(86-512)57355888 f(86-512)57370818 sgs.china@sgs.com

7 Test Configuration

7.1 3G SAR Test Reduction Procedure

According to KDB 941225D01, in the following procedures, the mode tested for SAR is referred to as the primary mode. The equivalent modes considered for SAR test reduction are denoted as secondary modes. Both primary and secondary modes must be in the same frequency band. When the maximum output power and tune-up tolerance specified for production units in a secondary mode is $\leq \frac{1}{4}$ dB higher than the primary mode or when the highest reported SAR of the primary mode is scaled by the ratio of specified maximum output power and tune-up tolerance of secondary to primary mode and the adjusted SAR is ≤ 1.2 W/kg, SAR measurement is not required for the secondary mode. This is referred to as the 3G SAR test reduction procedure in the following SAR test guidance, where the primary mode is identified in the applicable wireless mode test procedures and the secondary mode is wireless mode being considered for SAR test reduction by that procedure. When the 3G SAR test reduction procedure is not satisfied, it is identified as “otherwise” in the applicable procedures; SAR measurement is required for the secondary mode.

7.2 Operation Configurations

7.2.1 WCDMA Test Configuration

1) . Output Power Verification

Maximum output power is verified on the high, middle and low channels according to procedures described in section 5.2 of 3GPP TS 34.121, using the appropriate RMC or AMR with TPC (transmit power control) set to all “1’s” for WCDMA/HSDPA or by applying the required inner loop power control procedures to maintain maximum output power while HSUPA is active. Results for all applicable physical channel configurations (DPCCH, DPDCHn and spreading codes, HSDPA, HSPA) are required in the SAR report. All configurations that are not supported by the handset or cannot be measured due to technical or equipment limitations must be clearly identified.

2) . Head SAR

SAR for next to the ear head exposure is measured using a 12.2 kbps RMC with TPC bits configured to all “1’s”. The 3G SAR test reduction procedure is applied to AMR configurations with 12.2 kbps RMC as the primary mode. Otherwise, SAR is measured for 12.2 kbps AMR in 3.4 kbps SRB (signaling radio bearer) using the highest reported SAR configuration in 12.2 kbps RMC for head exposure

3) . Body SAR

SAR for body configurations is measured using a 12.2 kbps RMC with TPC bits configured to all “1’s”. The 3G SAR test reduction procedure is applied to other spreading codes and multiple DPDCHn configurations supported by the handset with 12.2 kbps RMC as the primary mode. Otherwise, SAR is measured using an applicable RMC configuration with the corresponding spreading code or DPDCHn, for the highest reported body-worn accessory exposure SAR configuration in 12.2 kbps RMC. When more than 2 DPDCHn are supported by the handset, it may be necessary to configure additional DPDCHn using FTM (Factory Test Mode) or other chipset based test approaches with parameters similar to those used in 384 kbps and 768 kbps RMC.

4) . HSDPA / HSUPA / DC-HSDPA

According to KDB 941225 D01v03, RMC 12.2kbps setting is used to evaluate SAR. If the maximum output power and tune-up tolerance specified for production units in HSDPA / HSUPA / DC-HSDPA is $\leq \frac{1}{4}$ dB higher than RMC 12.2Kbps or when the highest reported SAR of the RMC12.2Kbps is scaled by the ratio of specified



Unless otherwise agreed in writing, this document is issued by the Company subject to its General Conditions of Service printed overleaf, available on request or accessible at <http://www.sgs.com/en/Terms-and-Conditions.aspx> and, for electronic format documents, subject to Terms and Conditions for Electronic Documents at <http://www.sgs.com/en/Terms-and-Conditions/Terms-e-Documents.aspx>. Attention is drawn to the limitation of liability, indemnification and jurisdiction issues defined therein. Any holder of this document is advised that information contained hereon reflects the Company's findings at the time of its intervention only and within the limits of Client's instructions, if any. The Company's sole responsibility is to its Client and this document does not exonerate parties to a transaction from exercising all their rights and obligations under the transaction documents. This document cannot be reproduced except in full, without prior written approval of the Company. Any unauthorized alteration, forgery or falsification of the content or appearance of this document is unlawful and offenders may be prosecuted to the fullest extent of the law. Unless otherwise stated the results shown in this test report refer only to the sample(s) tested and such sample(s) are retained for 30 days only.
Attention: To check the authenticity of testing / inspection report & certificate, please contact us at telephone: (86-755) 8307 1443, or email: CN.Doccheck@sgs.com

No.10, Weiye Road, Innovation Park, Kunshan, Jiangsu, China 215300
中国·江苏·昆山市留学院创业园伟业路10号 邮编 215300

t(86-512)57355888 f(86-512)57370818 www.sgsgroup.com.cn
t(86-512)57355888 f(86-512)57370818 sgs.china@sgs.com

maximum output power and tune-up tolerance of HSDPA / HSUPA / DC-HSDPA to RMC12.2Kbps and the adjusted SAR is ≤ 1.2 W/kg, SAR measurement is not required for HSDPA / HSUPA / DC-HSDPA

a) HSDPA

HSDPA is configured according to the applicable UE category of a test device. The number of HS-DSCH/HS-PDSCHs, HARQ processes, minimum inter-TTI interval, transport block sizes and RV coding sequence are defined by the H-set. To maintain a consistent test configuration and stable transmission conditions, QPSK is used in the H-set for SAR testing. HS-DPCCH should be configured with a CQI feedback cycle of 4 ms and a CQI repetition factor of 2 to maintain a constant rate of active CQI slots. DPCCH and DPDCH gain factors(β_c , β_d), and HS-DPCCH power offset parameters (Δ_{ACK} , Δ_{NACK} , Δ_{CQI}) are set according to values indicated in the following table. The CQI value is determined by the UE category, transport block size, number of HS-PDSCHs and modulation used in the H-set.

Sub-test	β_c	Bd	β_d (SF)	β_c/β_d	β_{hs}	CM(dB)	MPR (dB)
1	2/15	15/15	64	2/15	4/15	0.0	0
2	12/15(3)	15/15(3)	64	12/15(3)	24/15	1.0	0
3	15/15	8/15	64	15/8	30/15	1.5	0.5
4	15/15	4/15	64	15/4	30/15	1.5	0.5

Note1: Δ_{ACK} , Δ_{NACK} and $\Delta_{CQI} = 8$ Ahs = $\beta_{hs}/\beta_c = 30/15$ $\beta_{hs} = 30/15 * \beta_c$

Note2: For the HS-DPCCH power mask requirement test in clause 5.2C, 5.7A, and the Error Vector Magnitude(EVM) with HS-DPCCH test in clause 5.13.1.A, and HSDPA EVM with phase discontinuity in clause 5.13.1AA, Δ_{ACK} and $\Delta_{NACK} = 8$ (Ahs=30/15) with $\beta_{hs} = 30/15 * \beta_c$, and $\Delta_{CQI} =$

7 (Ahs=24/15) with $\beta_{hs} = 24/15 * \beta_c$.

Note3: CM=1 for $\beta_c/\beta_d = 12/15$, $\beta_{hs}/\beta_c = 24/15$. For all other combinations of DPDCH, DPCCH and HS-DPCCH the MPR is based on the relative CM difference. This is applicable for only UEs that support HSDPA in release 6 and later releases.

The measurements were performed with a Fixed Reference Channel (FRC) and H-Set 1 QPSK.

Parameter	Value
Nominal average inf. bit rate	534 kbit/s
Inter-TTI Distance	3 TTI's
Number of HARQ Processes	2 Processes
Information Bit Payload	3202 Bits
MAC-d PDU size	336 Bits
Number Code Blocks	1 Block
Binary Channel Bits Per TTI	4800 Bits
Total Available SMLs in UE	19200 SMLs



Unless otherwise agreed in writing, this document is issued by the Company subject to its General Conditions of Service printed overleaf, available on request or accessible at <http://www.sgs.com/en/Terms-and-Conditions.aspx> and, for electronic format documents, subject to Terms and Conditions for Electronic Documents at <http://www.sgs.com/en/Terms-and-Conditions/Terms-e-Documents.aspx>. Attention is drawn to the limitation of liability, indemnification and jurisdiction issues defined therein. Any holder of this document is advised that information contained hereon reflects the Company's findings at the time of its intervention only and within the limits of Client's instructions, if any. The Company's sole responsibility is to its Client and this document does not exonerate parties to a transaction from exercising all their rights and obligations under the transaction documents. This document cannot be reproduced except in full, without prior written approval of the Company. Any unauthorized alteration, forgery or falsification of the content or appearance of this document is unlawful and offenders may be prosecuted to the fullest extent of the law. Unless otherwise stated the results shown in this test report refer only to the sample(s) tested and such sample(s) are retained for 30 days only.

Attention: To check the authenticity of testing / inspection report & certificate, please contact us at telephone: (86-755) 8307 1443, or email: CN.Doccheck@sgs.com

No.10, Weiye Road, Innovation Park, Kunshan, Jiangsu, China 215300

中国·江苏·昆山市留学生创业园伟业路10号 邮编 215300

t(86-512)57355888 f(86-512)57370818 www.sgsgroup.com.cn

t(86-512)57355888 f(86-512)57370818 sgs.china@sgs.com

Number of SMLs per HARQ Process	9600 SMLs
Coding Rate	0.67
Number of Physical Channel Codes	5

Table 6: settings of required H-Set 1 QPSK acc. to 3GPP 34.121

HS-DSCH Category	Maximum HS-DSCH Codes Received	Minimum Inter-TTI Interval	Maximum H S-DSCH Transport Block Bits/HS-DSCH TTI	Total Soft Channel Bits
1	5	3	7298	19200
2	5	3	7298	28800
3	5	2	7298	28800
4	5	2	7298	38400
5	5	1	7298	57600
6	5	1	7298	67200
7	10	1	14411	115200
8	10	1	14411	134400
9	15	1	25251	172800
10	15	1	27952	172800
11	5	2	3630	14400
12	5	1	3630	28800
13	15	1	34800	259200
14	15	1	42196	259200
15	15	1	23370	345600
16	15	1	27952	345600

Table 7: HSDPA UE category

b) HSUPA

Due to inner loop power control requirements in HSUPA, a commercial communication test set should be used for the output power and SAR tests. The 12.2 kbps RMC, FRC H-set 1 and E-DCH configurations for HSUPA should be configured according to the values indicated below as well as other applicable procedures described in the „WCDMA Handset“ and „Release 5 HSUPA Data Device“ sections of 3G device.

Unless otherwise agreed in writing, this document is issued by the Company subject to its General Conditions of Service printed overleaf, available on request or accessible at <http://www.sgs.com/en/Terms-and-Conditions.aspx> and, for electronic format documents, subject to Terms and Conditions for Electronic Documents at <http://www.sgs.com/en/Terms-and-Conditions/Terms-e-Documents.aspx>. Attention is drawn to the limitation of liability, indemnification and jurisdiction issues defined therein. Any holder of this document is advised that information contained hereon reflects the Company's findings at the time of its intervention only and within the limits of Client's instructions, if any. The Company's sole responsibility is to its Client and this document does not exonerate parties to a transaction from exercising all their rights and obligations under the transaction documents. This document cannot be reproduced except in full, without prior written approval of the Company. Any unauthorized alteration, forgery or falsification of the content or appearance of this document is unlawful and offenders may be prosecuted to the fullest extent of the law. Unless otherwise stated the results shown in this test report refer only to the sample(s) tested and such sample(s) are retained for 30 days only.

Attention: To check the authenticity of testing / inspection report and certificate, please contact us at telephone: (86-755) 8307 1443, or email: CN.Doccheck@sgs.com

No.10, Weiye Road, Innovation Park, Kunshan, Jiangsu, China 215300

中国·江苏·昆山市留学生创业园伟业路10号 邮编 215300

t(86-512)57355888 f(86-512)57370818 www.sgsgroup.com.cn

t(86-512)57355888 f(86-512)57370818 sgs.china@sgs.com



Sub-test ¹	β_c ²	β_d ²	β_d (SF) ³	β_c/β_d ⁴	β_{hs} ⁽¹⁾ ⁵	β_{ec} ⁶	β_{ed} ⁷	β_c (SF) ⁸	β_{ed} (code) ⁹	CM ⁽ 2) (dB) ¹⁰	MP R ¹¹ (dB) ¹²	AG ⁽⁴⁾ Inde x ¹³	E- TFC I ¹⁴
1 ¹⁵	11/15 ⁽³⁾ ¹⁶	15/15 ⁽³⁾ ¹⁷	64 ¹⁸	11/15 ⁽³⁾ ¹⁹	22/15 ²⁰	209/225 ²¹	1039/225 ²²	4 ²³	1 ²⁴	1.0 ²⁵	0.0 ²⁶	20 ²⁷	75 ²⁸
2 ²⁹	6/15 ³⁰	15/15 ³¹	64 ³²	6/15 ³³	12/15 ³⁴	12/15 ³⁵	94/75 ³⁶	4 ³⁷	1 ³⁸	3.0 ³⁹	2.0 ⁴⁰	12 ⁴¹	67 ⁴²
3 ⁴³	15/15 ⁴⁴	9/15 ⁴⁵	64 ⁴⁶	15/9 ⁴⁷	30/15 ⁴⁸	30/15 ⁴⁹	β_{ed1} :47/15 ⁵⁰ β_{ed2} :47/15 ⁵¹	4 ⁵²	2 ⁵³	2.0 ⁵⁴	1.0 ⁵⁵	15 ⁵⁶	92 ⁵⁷
4 ⁵⁸	2/15 ⁵⁹	15/15 ⁶⁰	64 ⁶¹	2/15 ⁶²	4/15 ⁶³	2/15 ⁶⁴	56/75 ⁶⁵	4 ⁶⁶	1 ⁶⁷	3.0 ⁶⁸	2.0 ⁶⁹	17 ⁷⁰	71 ⁷¹
5 ⁷²	15/15 ⁽⁴⁾ ⁷³	15/15 ⁽⁴⁾ ⁷⁴	64 ⁷⁵	15/15 ⁽⁴⁾ ⁷⁶	30/15 ⁷⁷	24/15 ⁷⁸	134/15 ⁷⁹	4 ⁸⁰	1 ⁸¹	1.0 ⁸²	0.0 ⁸³	21 ⁸⁴	81 ⁸⁵
Note 1: ΔACK , $\Delta NACK$ and $\Delta CQI=8$ $A_{hs} = \beta_{hs}/\beta_c = 30/15$ $\beta_{hs} = 30/15 * \beta_c$ Note 2: CM = 1 for $\beta_c/\beta_d = 12/15$, $\beta_{hs}/\beta_c = 24/15$. For all other combinations of DPDCH, DPCCH, HS-DPCCH, E-DPDCH and E-DPCCH the MPR is based on the relative CM difference ⁸⁶ Note 3 : For subtest 1 the β_c/β_d ratio of 11/15 for the TFC during the measurement period (TF1, TF0) is achieved by setting the signalled gain factors for the reference TFC (TF1, TF1) to $\beta_c = 10/15$ and $\beta_d = 15/15$ ⁸⁷ Note 4 : For subtest 5 the β_c/β_d ratio of 15/15 for the TFC during the measurement period (TF1, TF0) is achieved by setting the signalled gain factors for the reference TFC (TF1, TF1) to $\beta_c = 14/15$ and $\beta_d = 15/15$ ⁸⁸ Note 5 : Testing UE using E-DPDCH Physical Layer category 1 Sub-test 3 is not required according to TS 25.306 Table 5.1g ⁸⁹ Note 6: β_{ed} can not be set directly; it is set by Absolute Grant Value. ⁹⁰													

Table 8: Subtests for WCDMA Release 6 HSUPA

UE E-DCH Category	Maximum E-DCH Codes Transmitted	Number of HARQ Processes	E-DCH TTI(ms)	Minimum Spreading Factor	Maximum E-DCH Transport Block Bits	Max Rate (Mbps)
1	1	4	10	4	7110	0.7296
2	2	8	2	4	2798	1.4592
	2	4	10	4	14484	
3	2	4	10	4	14484	1.4592
4	2	8	2	2	5772	2.9185
	2	4	10	2	20000	2.00
5	2	4	10	2	20000	2.00
	2	4	10	2	20000	2.00
6 (No DPDCH)	4	8	10	2SF2&2SF	11484	5.76
	4	4	2	4	20000	2.00
7 (No DPDCH)	4	8	2	2SF2&2SF	22996	?
	4	4	10	4	20000	?
NOTE: When 4 codes are transmitted in parallel, two codes shall be transmitted with SF2 and two with SF4. UE categories 1 to 6 support QPSK only. UE category 7 supports QPSK and 16QAM. (TS25.306-7.3.0).						

Table 9: HSUPA UE category



Unless otherwise agreed in writing, this document is issued by the Company subject to its General Conditions of Service printed overleaf, available on request or accessible at <http://www.sgs.com/en/Terms-and-Conditions.aspx> and, for electronic format documents, subject to Terms and Conditions for Electronic Documents at <http://www.sgs.com/en/Terms-and-Conditions/Terms-e-Documents.aspx>. Attention is drawn to the limitation of liability, indemnification and jurisdiction issues defined therein. Any holder of this document is advised that information contained hereon reflects the Company's findings at the time of its intervention only and within the limits of Client's instructions, if any. The Company's sole responsibility is to its Client and this document does not exonerate parties to a transaction from exercising all their rights and obligations under the transaction documents. This document cannot be reproduced except in full, without prior written approval of the Company. Any unauthorized alteration, forgery or falsification of the content or appearance of this document is unlawful and offenders may be prosecuted to the fullest extent of the law. Unless otherwise stated the results shown in this test report refer only to the sample(s) tested and such sample(s) are retained for 30 days only.

Attention: To check the authenticity of testing / inspection report & certificate, please contact us at telephone: (86-755) 8307 1443, or email: CN.Doccheck@sgs.com

No.10, Weiye Road, Innovation Park, Kunshan, Jiangsu, China 215300

中国·江苏·昆山市留学生创业园伟业路10号 邮编 215300

t(86-512)57355888 f(86-512)57370818 www.sgs.com.cn

t(86-512)57355888 f(86-512)57370818 sgs.china@sgs.com

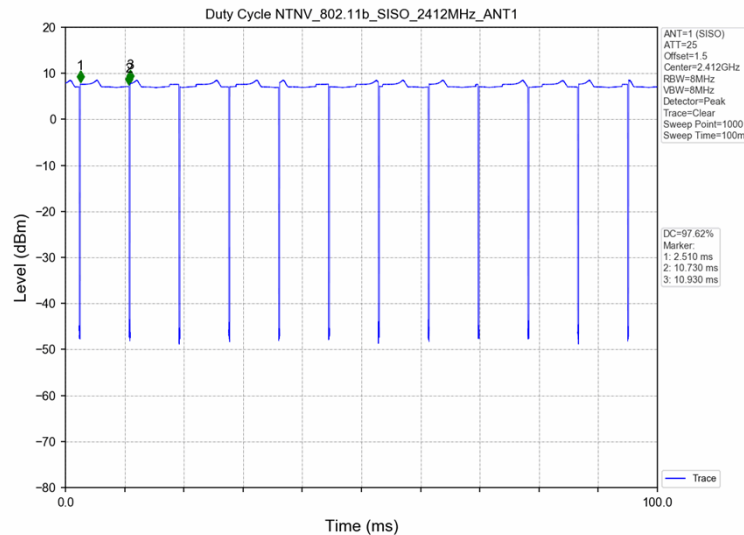
7.2.2 Wi-Fi Test Configuration

A Wi-Fi device must be configured to transmit continuously at the required data rate, channel bandwidth and signal modulation, using the highest transmission duty factor supported by the test mode tools for SAR measurement.

7.2.2.1 Duty cycle

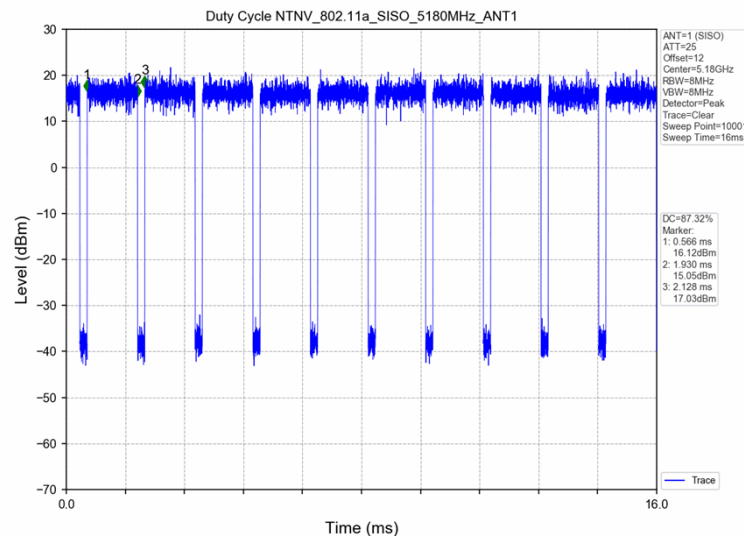
1) 2.4GHz Wi-Fi 802.11b:

WI-FI1 802.11b 1M: Duty cycle=97.62%



2) 5GHz Wi-Fi:

WI-FI1 802.11a 6M: Duty cycle=87.32%



Unless otherwise agreed in writing, this document is issued by the Company subject to its General Conditions of Service printed overleaf, available on request or accessible at <http://www.sgs.com/en/Terms-and-Conditions.aspx> and, for electronic format documents, subject to Terms and Conditions for Electronic Documents at <http://www.sgs.com/en/Terms-and-Conditions/Terms-e-Documents.aspx>. Attention is drawn to the limitation of liability, indemnification and jurisdiction issues defined therein. Any holder of this document is advised that information contained hereon reflects the Company's findings at the time of its intervention only and within the limits of Client's instructions, if any. The Company's sole responsibility is to its Client and this document does not exonerate parties to a transaction from exercising all their rights and obligations under the transaction documents. This document cannot be reproduced except in full, without prior written approval of the Company. Any unauthorized alteration, forgery or falsification of the content or appearance of this document is unlawful and offenders may be prosecuted to the fullest extent of the law. Unless otherwise stated the results shown in this test report refer only to the sample(s) tested and such sample(s) are retained for 30 days only.

Attention: To check the authenticity of testing /inspection report & certificate, please contact us at telephone: (86-755) 8307 1443, or email: CN.Doccheck@sgs.com

No.10, Weiye Road, Innovation Park, Kunshan, Jiangsu, China 215300

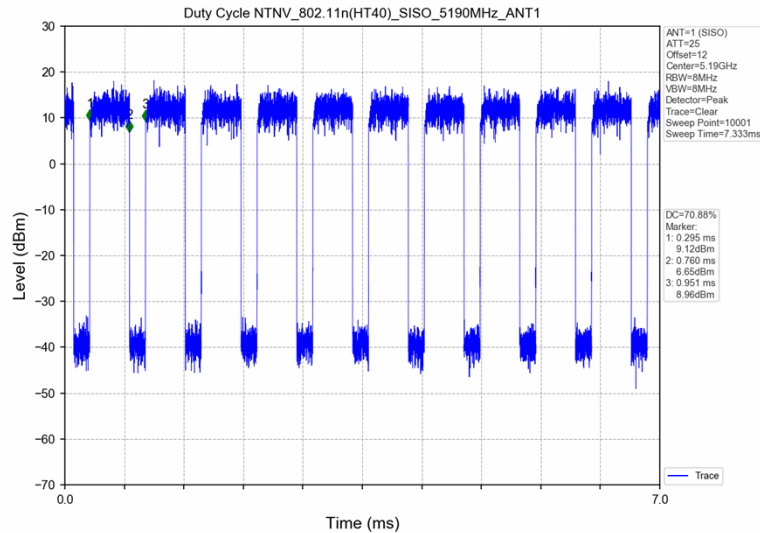
中国·江苏·昆山市留学生创业园伟业路10号 邮编 215300

t(86-512)57355888 f(86-512)57370818 www.sgsgroup.com.cn

t(86-512)57355888 f(86-512)57370818 sgs.china@sgs.com



WI-FI1 802.11n-HT40 MCS0: Duty cycle=70.88%



7.2.2.2 Initial Test Position SAR Test Reduction Procedure

DSSS and OFDM configurations are considered separately according to the required SAR procedures. SAR is measured in the initial test position using the 802.11 transmission mode configuration required by the DSSS procedure or initial test configuration and subsequent test configuration(s) according to the OFDM procedures. The initial test position procedure is described in the following:

- 1) .When the reported SAR of the initial test position is ≤ 0.4 W/kg, further SAR measurement is not required for the other (remaining) test positions in that exposure configuration and 802.11 transmission mode combinations within the frequency band or aggregated band. SAR is also not required for that exposure configuration in the subsequent test configuration(s).
- 2) .When the reported SAR of the initial test position is > 0.4 W/kg, SAR is repeated for the 802.11 transmission mode configuration tested in the initial test position using subsequent highest extrapolated or estimated 1-g SAR conditions determined by area scans or next closest/smallest test separation distance and maximum RF coupling test positions based on manufacturer justification, on the highest maximum output power channel, until the reported SAR is ≤ 0.8 W/kg or all required test positions (left, right, touch, tilt or subsequent surfaces and edges) are tested.
- 3) .For all positions/configurations tested using the initial test position and subsequent test positions, when the reported SAR is > 0.8 W/kg, SAR is measured for these test positions/configurations on the subsequent next highest measured output power channel(s) until the reported SAR is ≤ 1.2 W/kg or all required channels are tested. a) Additional power measurements may be required for this step, which should be limited to those necessary for identifying the subsequent highest output power channels.

7.2.2.3 Initial Test Configuration Procedures

An initial test configuration is determined for OFDM transmission modes according to the channel bandwidth, modulation and data rate combination(s) with the highest maximum output power specified for production units in each standalone and aggregated frequency band. SAR is measured using the highest measured maximum



Unless otherwise agreed in writing, this document is issued by the Company subject to its General Conditions of Service printed overleaf, available on request or accessible at <http://www.sgs.com/en/Terms-and-Conditions.aspx> and, for electronic format documents, subject to Terms and Conditions for Electronic Documents at <http://www.sgs.com/en/Terms-and-Conditions/Terms-e-Documents.aspx>. Attention is drawn to the limitation of liability, indemnification and jurisdiction issues defined therein. Any holder of this document is advised that information contained hereon reflects the Company's findings at the time of its intervention only and within the limits of Client's instructions, if any. The Company's sole responsibility is to its Client and this document does not exonerate parties to a transaction from exercising all their rights and obligations under the transaction documents. This document cannot be reproduced except in full, without prior written approval of the Company. Any unauthorized alteration, forgery or falsification of the content or appearance of this document is unlawful and offenders may be prosecuted to the fullest extent of the law. Unless otherwise stated the results shown in this test report refer only to the sample(s) tested and such sample(s) are retained for 30 days only.
Attention: To check the authenticity of testing /inspection report & certificate, please contact us at telephone: (86-755) 8307 1443, or email: CN.Doccheck@sgs.com

No.10, Weiye Road, Innovation Park, Kunshan, Jiangsu, China 215300
中国·江苏·昆山市留学院创业园伟业路10号 邮编 215300

t(86-512)57355888 f(86-512)57370818 www.sgsgroup.com.cn
t(86-512)57355888 f(86-512)57370818 sgs.china@sgs.com

output power channel. For configurations with the same specified or measured maximum output power, additional transmission mode and test channel selection procedures are required. SAR test reduction for subsequent highest output test channels is determined according to *reported* SAR of the initial test configuration.

For next to the ear, hotspot mode and UMC mini-tablet exposure configurations where multiple test positions are required, the initial test position procedure is applied to minimize the number of test positions required for SAR measurement using the initial test configuration transmission mode. For fixed exposure conditions that do not have multiple SAR test positions, SAR is measured in the transmission mode determined by the initial test configuration.

When the *reported* SAR of the initial test configuration is $> 0.8 \text{ W/kg}$, SAR measurement is required for subsequent next highest measured output power channel(s) in the initial test configuration until *reported* SAR is $\leq 1.2 \text{ W/kg}$ or all required channels are tested.

7.2.2.4 Subsequent Test Configuration Procedures

SAR measurement requirements for the remaining 802.11 transmission mode configurations that have not been tested in the initial test configuration are determined separately for each standalone and aggregated frequency band, in each exposure condition, according to the maximum output power specified for production units. The initial test position procedure is applied to next to the ear, UMPC mini-tablet and hotspot mode configurations. When the same maximum output power is specified for multiple transmission modes, additional power measurements may be required to determine if SAR measurements are required for subsequent highest output power channels in a subsequent test configuration. The subsequent test configuration and SAR measurement procedures are described in the following.

- 1) . When SAR test exclusion provisions of KDB Publication 447498 are applicable and SAR measurement is not required for the initial test configuration, SAR is also not required for the next highest maximum output power transmission mode subsequent test configuration(s) in that frequency band or aggregated band and exposure configuration.
- 2) . When the highest *reported* SAR for the initial test configuration (when applicable, include subsequent highest output channels), according to the initial test position or fixed exposure position requirements, is adjusted by the ratio of the subsequent test configuration to initial test configuration specified maximum output power and the adjusted SAR is $\leq 1.2 \text{ W/kg}$, SAR is not required for that subsequent test configuration.
- 3) . The number of channels in the initial test configuration and subsequent test configuration can be different due to differences in channel bandwidth. When SAR measurement is required for a subsequent test configuration and the channel bandwidth is smaller than that in the initial test configuration, all channels in the subsequent test configuration that overlap with the larger bandwidth channel tested in the initial test configuration should be used to determine the highest maximum output power channel. This step requires additional power measurement to identify the highest maximum output power channel in the subsequent test configuration to determine SAR test reduction.
 - a) SAR should first be measured for the channel with highest measured output power in the subsequent test configuration.
 - b) SAR for subsequent highest measured maximum output power channels in the subsequent test configuration is required only when the *reported* SAR of the preceding higher maximum output power channel(s) in the subsequent test configuration is $> 1.2 \text{ W/kg}$ or until all required channels are tested. i) For channels with the same measured maximum output power, SAR should be measured using the channel closest to the center frequency of the larger channel bandwidth channel in the initial test configuration.
- 4) . SAR measurements for the remaining highest specified maximum output power OFDM transmission mode configurations that have not been tested in the initial test configuration (highest maximum output) or subsequent test configuration(s) (subsequent next highest maximum output power) is determined by recursively applying the subsequent test configuration procedures in this section to the remaining configurations according to the following:
 - a) replace "subsequent test configuration" with "next subsequent test configuration" (i.e., subsequent next highest specified maximum output power configuration)



Unless otherwise agreed in writing, this document is issued by the Company subject to its General Conditions of Service printed overleaf, available on request or accessible at <http://www.sgs.com/en/Terms-and-Conditions.aspx> and, for electronic format documents, subject to Terms and Conditions for Electronic Documents at <http://www.sgs.com/en/Terms-and-Conditions/Terms-e-Documents.aspx>. Attention is drawn to the limitation of liability, indemnification and jurisdiction issues defined therein. Any holder of this document is advised that information contained hereon reflects the Company's findings at the time of its intervention only and within the limits of Client's instructions, if any. The Company's sole responsibility is to its Client and this document does not exonerate parties to a transaction from exercising all their rights and obligations under the transaction documents. This document cannot be reproduced except in full, without prior written approval of the Company. Any unauthorized alteration, forgery or falsification of the content or appearance of this document is unlawful and offenders may be prosecuted to the fullest extent of the law. Unless otherwise stated the results shown in this test report refer only to the sample(s) tested and such sample(s) are retained for 30 days only.

Attention: To check the authenticity of testing / inspection report & certificate, please contact us at telephone: (86-755) 8307 1443, or email: CN.Doccheck@sgs.com

No.10, Weiye Road, Innovation Park, Kunshan, Jiangsu, China 215300

中国·江苏·昆山市留学院创业园伟业路10号 邮编 215300

t(86-512)57355888 f(86-512)57370818 www.sgsgroup.com.cn

t(86-512)57355888 f(86-512)57370818 sgs.china@sgs.com

- b) replace "initial test configuration" with "all tested higher output power configurations"

7.2.2.5 2.4 GHz Wi-Fi SAR Procedures

Separate SAR procedures are applied to DSSS and OFDM configurations in the 2.4 GHz band to simplify DSSS test requirements. For 802.11b DSSS SAR measurements, DSSS SAR procedure applies to fixed exposure test position and initial test position procedure applies to multiple exposure test positions. When SAR measurement is required for an OFDM configuration, the initial test configuration, subsequent test configuration and initial test position procedures are applied. The SAR test exclusion requirements for 802.11g/n OFDM configurations are described in following.

- **802.11b DSSS SAR Test Requirements**

SAR is measured for 2.4 GHz 802.11b DSSS using either a fixed test position or, when applicable, the initial test position procedure. SAR test reduction is determined according to the following:

- 1) . When the reported SAR of the highest measured maximum output power channel for the exposure configuration is ≤ 0.8 W/kg, no further SAR testing is required for 802.11b DSSS in that exposure configuration.
- 2) . When the reported SAR is > 0.8 W/kg, SAR is required for that exposure configuration using the next highest measured output power channel. When any reported SAR is > 1.2 W/kg, SAR is required for the third channel; i.e., all channels require testing.

- **2.4 GHz 802.11g/n OFDM SAR Test Exclusion Requirements**

When SAR measurement is required for 2.4 GHz 802.11g/n OFDM configurations, the measurement and test reduction procedures for OFDM are applied (section 5.3, including sub-sections). SAR is not required for the following 2.4 GHz OFDM conditions.

- 1) . When KDB Publication 447498 SAR test exclusion applies to the OFDM configuration.
- 2) . When the highest reported SAR for DSSS is adjusted by the ratio of OFDM to DSSS specified maximum output power and the adjusted SAR is ≤ 1.2 W/kg.

7.2.2.6 5 GHz Wi-Fi SAR Procedures

- **U-NII-1 and U-NII-2A Bands**

For devices that operate in only one of the U-NII-1 and U-NII-2A bands, the normally required SAR procedures for OFDM configurations are applied. For devices that operate in both U-NII bands using the same transmitter and antenna(s), SAR test reduction is determined according to the following :

- 1) When the same maximum output power is specified for both bands, begin SAR measurement in U-NII-2A band by applying the OFDM SAR requirements. If the highest reported SAR for a test configuration is ≤ 1.2 W/kg, SAR is not required for U-NII-1 band for that configuration (802.11 mode and exposure condition); otherwise, both bands are tested independently for SAR.
- 2) When different maximum output power is specified for the bands, begin SAR measurement in the band with higher specified maximum output power. The highest reported SAR for the tested configuration is adjusted by the ratio of lower to higher specified maximum output power for the two bands. When the adjusted SAR is ≤ 1.2 W/kg, SAR is not required for the band with lower maximum output power in that test configuration; otherwise, both bands are tested independently for SAR.
- 3) The two U-NII bands may be aggregated to support a 160 MHz channel on channel number 50. Without additional testing, the maximum output power for this is limited to the lower of the maximum output power certified for the two bands. When SAR measurement is required for at least one of the bands and the highest reported SAR adjusted by the ratio of specified maximum output power of aggregated to standalone band is > 1.2 W/kg, SAR is required for the 160 MHz channel. This procedure does not apply to an aggregated band with maximum output higher than the standalone band(s); the aggregated band must be tested independently for SAR. SAR is not required when the 160 MHz channel is operating at a reduced maximum power and also qualifies for SAR test exclusion.



Unless otherwise agreed in writing, this document is issued by the Company subject to its General Conditions of Service printed overleaf, available on request or accessible at <http://www.sgs.com/en/Terms-and-Conditions.aspx> and, for electronic format documents, subject to Terms and Conditions for Electronic Documents at <http://www.sgs.com/en/Terms-and-Conditions/Terms-e-Documents.aspx>. Attention is drawn to the limitation of liability, indemnification and jurisdiction issues defined therein. Any holder of this document is advised that information contained hereon reflects the Company's findings at the time of its intervention only and within the limits of Client's instructions, if any. The Company's sole responsibility is to its Client and this document does not exonerate parties to a transaction from exercising all their rights and obligations under the transaction documents. This document cannot be reproduced except in full, without prior written approval of the Company. Any unauthorized alteration, forgery or falsification of the content or appearance of this document is unlawful and offenders may be prosecuted to the fullest extent of the law. Unless otherwise stated the results shown in this test report refer only to the sample(s) tested and such sample(s) are retained for 30 days only.

Attention: To check the authenticity of testing / inspection report and certificate, please contact us at telephone: (86-755) 8307 1443, or email: CN.Doccheck@sgs.com

No.10, Weiye Road, Innovation Park, Kunshan, Jiangsu, China 215300

中国·江苏·昆山市留学院创业园伟业路10号 邮编 215300

t(86-512)57355888 f(86-512)57370818 www.sgsgroup.com.cn

t(86-512)57355888 f(86-512)57370818 sgs.china@sgs.com

• U-NII-2C and U-NII-3 Bands

The frequency range covered by these bands is 380 MHz (5.47 – 5.85 GHz), which requires a minimum of at least two SAR probe calibration frequency points to support SAR measurements. When Terminal Doppler Weather Radar (TDWR) restriction applies, all channels that operate at 5.60 – 5.65 GHz must be included to apply the SAR test reduction and measurement procedures.

When the same transmitter and antenna(s) are used for U-NII-2C band and U-NII-3 band or 5.8 GHz band of §15.247, the bands may be aggregated to enable additional channels with 20, 40 or 80 MHz bandwidth to span across the band gap, as illustrated in Appendix B. The maximum output power for the additional band gap channels is limited to the lower of those certified for the bands. Unless band gap channels are permanently disabled, they must be considered for SAR testing. The frequency range covered by these bands is 380 MHz (5.47 – 5.85 GHz), which requires a minimum of at least two SAR probe calibration frequency points to support SAR measurements. To maintain SAR measurement accuracy and to facilitate test reduction, the channels in U-NII-2C band above 5.65 GHz may be grouped with the 5.8 GHz channels in U-NII-3 or §15.247 band to enable two SAR probe calibration frequency points to cover the bands, including the band gap channels. When band gap channels are supported and the bands are not aggregated for SAR testing, band gap channels must be considered independently in each band according to the normally required OFDM SAR measurement and probe calibration frequency points requirements.

• OFDM Transmission Mode SAR Test Configuration and Channel Selection Requirements

The initial test configuration for 5 GHz OFDM transmission modes is determined by the 802.11 configuration with the highest maximum output power specified for production units, including tune-up tolerance, in each standalone and aggregated frequency band. SAR for the initial test configuration is measured using the highest maximum output power channel determined by the default power measurement procedures. When multiple configurations in a frequency band have the same specified maximum output power, the initial test configuration is determined according to the following steps applied sequentially.

- 1) The largest channel bandwidth configuration is selected among the multiple configurations with the same specified maximum output power.
- 2) If multiple configurations have the same specified maximum output power and largest channel bandwidth, the lowest order modulation among the largest channel bandwidth configurations is selected.
- 3) If multiple configurations have the same specified maximum output power, largest channel bandwidth and lowest order modulation, the lowest data rate configuration among these configurations is selected.
- 4) When multiple transmission modes (802.11a/g/n/ac) have the same specified maximum output power, largest channel bandwidth, lowest order modulation and lowest data rate, the lowest order 802.11 mode is selected; i.e., 802.11a is chosen over 802.11n then 802.11ac or 802.11g is chosen over 802.11n. After an initial test configuration is determined, if multiple test channels have the same measured maximum output power, the channel chosen for SAR measurement is determined according to the following. These channel selection procedures apply to both the initial test configuration and subsequent test configuration(s), with respect to the default power measurement procedures or additional power measurements required for further SAR test reduction. The same procedures also apply to subsequent highest output power channel(s) selection.
 - a) The channel closest to mid-band frequency is selected for SAR measurement.
 - b) For channels with equal separation from mid-band frequency; for example, high and low channels or two mid-band channels, the higher frequency (number) channel is selected for SAR measurement.

• SAR Test Requirements for OFDM configurations

When SAR measurement is required for 802.11 a/n/ac OFDM configurations, each standalone and frequency aggregated band is considered separately for SAR test reduction. When the same transmitter and antenna(s) are



Unless otherwise agreed in writing, this document is issued by the Company subject to its General Conditions of Service printed overleaf, available on request or accessible at <http://www.sgs.com/en/Terms-and-Conditions.aspx> and, for electronic format documents, subject to Terms and Conditions for Electronic Documents at <http://www.sgs.com/en/Terms-and-Conditions/Terms-e-Documents.aspx>. Attention is drawn to the limitation of liability, indemnification and jurisdiction issues defined therein. Any holder of this document is advised that information contained hereon reflects the Company's findings at the time of its intervention only and within the limits of Client's instructions, if any. The Company's sole responsibility is to its Client and this document does not exonerate parties to a transaction from exercising all their rights and obligations under the transaction documents. This document cannot be reproduced except in full, without prior written approval of the Company. Any unauthorized alteration, forgery or falsification of the content or appearance of this document is unlawful and offenders may be prosecuted to the fullest extent of the law. Unless otherwise stated the results shown in this test report refer only to the sample(s) tested and such sample(s) are retained for 30 days only.

Attention: To check the authenticity of testing / inspection report & certificate, please contact us at telephone: (86-755) 8307 1443, or email: CN.Doccheck@sgs.com

No.10, Weiye Road, Innovation Park, Kunshan, Jiangsu, China 215300

中国·江苏·昆山市留学院创业园伟业路10号 邮编 215300

t(86-512)57355888 f(86-512)57370818 www.sgsgroup.com.cn

t(86-512)57355888 f(86-512)57370818 sgs.china@sgs.com



**Compliance Certification Services
(Kunshan) Inc.**

Report No.: KSEM210700111901

Page: 40 of 128

used for U-NII-1 and U-NII-2A bands, additional SAR test reduction applies. When band gap channels between U-NII-2C band and 5.8 GHz U-NII-3 or §15.247 band are supported, the highest maximum output power transmission mode configuration and maximum output power channel across the bands must be used to determine SAR test reduction, according to the initial test configuration and subsequent test configuration requirements. In applying the initial test configuration and subsequent test configuration procedures, the 802.11 transmission configuration with the highest specified maximum output power and the channel within a test configuration with the highest measured maximum output power should be clearly distinguished to apply the procedures.



Unless otherwise agreed in writing, this document is issued by the Company subject to its General Conditions of Service printed overleaf, available on request or accessible at <http://www.sgs.com/en/Terms-and-Conditions.aspx> and, for electronic format documents, subject to Terms and Conditions for Electronic Documents at <http://www.sgs.com/en/Terms-and-Conditions/Terms-e-Documents.aspx>. Attention is drawn to the limitation of liability, indemnification and jurisdiction issues defined therein. Any holder of this document is advised that information contained hereon reflects the Company's findings at the time of its intervention only and within the limits of Client's instructions, if any. The Company's sole responsibility is to its Client and this document does not exonerate parties to a transaction from exercising all their rights and obligations under the transaction documents. This document cannot be reproduced except in full, without prior written approval of the Company. Any unauthorized alteration, forgery or falsification of the content or appearance of this document is unlawful and offenders may be prosecuted to the fullest extent of the law. Unless otherwise stated the results shown in this test report refer only to the sample(s) tested and such sample(s) are retained for 30 days only.

Attention: To check the authenticity of testing / inspection report & certificate, please contact us at telephone: (86-755) 8307 1443, or email: CN.Doccheck@sgs.com

No.10, Weiye Road, Innovation Park, Kunshan, Jiangsu, China 215300

中国·江苏·昆山市留学生创业园伟业路10号 邮编 215300

t(86-512)57355888 f(86-512)57370818 www.sgsgroup.com.cn

t(86-512)57355888 f(86-512)57370818 sgs.china@sgs.com



7.2.3 BluetoothTest Configuration

For the Bluetooth SAR tests, a communication link is set up with the test mode software for BT mode test. Bluetooth USES frequency hopping technology to divide the transmitted data into packets and transmit the packets respectively through 79 designated Bluetooth channels, 1MHz Bandwidth, frequency hops at 1600 hops/second per the Bluetooth standard. The Radio Frequency Channel Number (RFCN) is allocated to 0, 39 and 78 respectively in the case of 2402~2480 MHz during the test at each test frequency channel, the EUT is operated at the RF continuous emission mode.



Unless otherwise agreed in writing, this document is issued by the Company subject to its General Conditions of Service printed overleaf, available on request or accessible at <http://www.sgs.com/en/Terms-and-Conditions.aspx> and, for electronic format documents, subject to Terms and Conditions for Electronic Documents at <http://www.sgs.com/en/Terms-and-Conditions/Terms-e-Documents.aspx>. Attention is drawn to the limitation of liability, indemnification and jurisdiction issues defined therein. Any holder of this document is advised that information contained hereon reflects the Company's findings at the time of its intervention only and within the limits of Client's instructions, if any. The Company's sole responsibility is to its Client and this document does not exonerate parties to a transaction from exercising all their rights and obligations under the transaction documents. This document cannot be reproduced except in full, without prior written approval of the Company. Any unauthorized alteration, forgery or falsification of the content or appearance of this document is unlawful and offenders may be prosecuted to the fullest extent of the law. Unless otherwise stated the results shown in this test report refer only to the sample(s) tested and such sample(s) are retained for 30 days only.

Attention: To check the authenticity of testing /inspection report & certificate, please contact us at telephone: (86-755) 8307 1443, or email: CN.Doccheck@sgs.com

No.10, Weiye Road, Innovation Park, Kunshan, Jiangsu, China 215300

中国·江苏·昆山市留学院创业园伟业路10号 邮编 215300

t(86-512)57355888 f(86-512)57370818 www.sgsgroup.com.cn

t(86-512)57355888 f(86-512)57370818 sgs.china@sgs.com

7.2.4 LTE Test Configuration

LTE modes were tested according to FCC KDB 941225 D05 publication. Please see notes after the tabulated SAR data for required test configurations. Establishing connections with base station simulators ensure a consistent means for testing SAR and are recommended for evaluating SAR [4]. The R&S CMW500 was used for LTE output power measurements and SAR testing. Max power control was used so the UE transmits with maximum output power during SAR testing. SAR must be measured with the maximum TTI (transmit time interval) supported by the device in each LTE configuration.

A) Spectrum Plots for RB Configurations

A properly configured base station simulator was used for SAR tests and power measurements. Therefore, spectrum plots for RB configurations were not required to be included in this report.

B) MPR

MPR is permanently implemented for this device by the manufacturer. The specific manufacturer target MPR is indicated alongside the SAR results. MPR is enabled for this device, according to 3GPP TS36.101 V13.5.0 (201609) Section 6.2.3 – 6.2.5 under Table 6.2.3-1.

Modulation	Channel bandwidth / Transmission bandwidth (N_{RB})						MPR (dB)
	1.4 MHz	3.0 MHz	5 MHz	10 MHz	15 MHz	20 MHz	
QPSK	> 5	> 4	> 8	> 12	> 16	> 18	≤ 1
16 QAM	≤ 5	≤ 4	≤ 8	≤ 12	≤ 16	≤ 18	≤ 1
16 QAM	> 5	> 4	> 8	> 12	> 16	> 18	≤ 2

C) A-MPR

A-MPR (Additional MPR) has been disabled for all SAR tests by setting NS=01 on the base station simulator.

D) Largest channel bandwidth standalone SAR test requirements

1) QPSK with 1 RB allocation

Start with the largest channel bandwidth and measure SAR for QPSK with 1 RB allocation, using the RB offset and required test channel combination with the highest maximum output power for RB offsets at the upper edge, middle and lower edge of each required test channel. When the reported SAR is ≤ 0.8 W/kg, testing of the remaining RB offset configurations and required test channels is not required for 1 RB allocation; otherwise, SAR is required for the remaining required test channels and only for the RB offset configuration with the highest output power for that channel. When the reported SAR of a required test channel is > 1.45 W/kg, SAR is required for all three RB offset configurations for that required test channel.

2) QPSK with 50% RB allocation

The procedures required for 1 RB allocation in 1) are applied to measure the SAR for QPSK with 50% RB allocation.

3) QPSK with 100% RB allocation

For QPSK with 100% RB allocation, SAR is not required when the highest maximum output power for 100 % RB allocation is less than the highest maximum output power in 50% and 1 RB allocations and the highest reported SAR for 1 RB and 50% RB allocation in 1) and 2) are ≤ 0.8 W/kg. Otherwise, SAR is measured for the highest output power channel and if the reported SAR is > 1.45 W/kg, the remaining required test channels must also be tested.

4) Higher order modulations

For each modulation besides QPSK; e.g., 16-QAM, 64-QAM, apply the QPSK procedures in above sections to



Unless otherwise agreed in writing, this document is issued by the Company subject to its General Conditions of Service printed overleaf, available on request or accessible at <http://www.sgs.com/en/Terms-and-Conditions.aspx> and, for electronic format documents, subject to Terms and Conditions for Electronic Documents at <http://www.sgs.com/en/Terms-and-Conditions/Terms-e-Documents.aspx>. Attention is drawn to the limitation of liability, indemnification and jurisdiction issues defined therein. Any holder of this document is advised that information contained hereon reflects the Company's findings at the time of its intervention only and within the limits of Client's instructions, if any. The Company's sole responsibility is to its Client and this document does not exonerate parties to a transaction from exercising all their rights and obligations under the transaction documents. This document cannot be reproduced except in full, without prior written approval of the Company. Any unauthorized alteration, forgery or falsification of the content or appearance of this document is unlawful and offenders may be prosecuted to the fullest extent of the law. Unless otherwise stated the results shown in this test report refer only to the sample(s) tested and such sample(s) are retained for 30 days only.

Attention: To check the authenticity of testing / inspection report & certificate, please contact us at telephone: (86-755) 8307 1443, or email: CN.Doccheck@sgs.com

No.10, Weiye Road, Innovation Park, Kunshan, Jiangsu, China 215300

中国·江苏·昆山市留学院创业园伟业路10号 邮编 215300

t(86-512)57355888 f(86-512)57370818 www.sgs.com

t(86-512)57355888 f(86-512)57370818 sgs.china@sgs.com

determine the QAM configurations that may need SAR measurement. For each configuration identified as required for testing, SAR is required only when the highest maximum output power for the configuration in the higher order modulation is $> \frac{1}{2}$ dB higher than the same configuration in QPSK or when the reported SAR for the QPSK configuration is > 1.45 W/kg.

E) Other channel bandwidth standalone SAR test requirements

For the other channel bandwidths used by the device in a frequency band, apply all the procedures required for the largest channel bandwidth in section A) to determine the channels and RB configurations that need SAR testing and only measure SAR when the highest maximum output power of a configuration requiring testing in the smaller channel bandwidth is $> \frac{1}{2}$ dB higher than the equivalent channel configurations in the largest channel bandwidth configuration or the reported SAR of a configuration for the largest channel bandwidth is > 1.45 W/kg..



Unless otherwise agreed in writing, this document is issued by the Company subject to its General Conditions of Service printed overleaf, available on request or accessible at <http://www.sgs.com/en/Terms-and-Conditions.aspx> and, for electronic format documents, subject to Terms and Conditions for Electronic Documents at <http://www.sgs.com/en/Terms-and-Conditions/Terms-e-Documents.aspx>. Attention is drawn to the limitation of liability, indemnification and jurisdiction issues defined therein. Any holder of this document is advised that information contained hereon reflects the Company's findings at the time of its intervention only and within the limits of Client's instructions, if any. The Company's sole responsibility is to its Client and this document does not exonerate parties to a transaction from exercising all their rights and obligations under the transaction documents. This document cannot be reproduced except in full, without prior written approval of the Company. Any unauthorized alteration, forgery or falsification of the content or appearance of this document is unlawful and offenders may be prosecuted to the fullest extent of the law. Unless otherwise stated the results shown in this test report refer only to the sample(s) tested and such sample(s) are retained for 30 days only.

Attention: To check the authenticity of testing /inspection report & certificate, please contact us at telephone: (86-755) 8307 1443, or email: CN.Doccheck@sgs.com

No.10, Weiye Road, Innovation Park, Kunshan, Jiangsu, China 215300

中国·江苏·昆山市留学院创业园伟业路10号 邮编 215300

t(86-512)57355888 f(86-512)57370818 www.sgsgroup.com.cn

t(86-512)57355888 f(86-512)57370818 sgs.china@sgs.com

8 Test Result

8.1 Measurement of RF Conducted Power

8.1.1 Conducted Power Of WCDMA

WCDMA Band II					
Average Conducted Power(dBm)					
Channel	Mode	9262	9400	9538	Tune up
WCDMA	12.2kbps RMC	22.31	22.31	22.43	23
HSDPA	Subtest 1	18.69	18.76	18.45	20
	Subtest 2	18.46	18.61	18.24	20
	Subtest 3	18.68	18.81	18.18	20
	Subtest 4	18.69	18.79	18.45	20
HSUPA	Subtest 1	18.18	18.61	18.25	20
	Subtest 2	18.68	19.19	19.1	20
	Subtest 3	19.2	18.93	18.81	20
	Subtest 4	17.99	17.94	18.25	19
	Subtest 5	17.76	18.17	18.08	19
WCDMA Band IV					
Average Conducted Power(dBm)					
Channel	Mode	1312	1412	1513	Tune up
WCDMA	12.2kbps RMC	23.1	22.97	23.23	23.5
HSDPA	Subtest 1	18.96	18.89	19.07	20
	Subtest 2	19.22	18.69	19.07	20
	Subtest 3	19.3	18.87	19.05	20
	Subtest 4	19.49	18.67	18.9	20
HSUPA	Subtest 1	19.54	19.15	19.35	20
	Subtest 2	19.46	19.26	19.56	20
	Subtest 3	19.62	19.78	19.78	20
	Subtest 4	18.63	18.62	19.05	20
	Subtest 5	18.78	18.58	18.48	20
WCDMA Band V					
Average Conducted Power(dBm)					
Channel	Mode	4132	4182	4233	Tune up
WCDMA	12.2kbps RMC	23.53	22.46	22.45	24
HSDPA	Subtest 1	18.87	18.78	18.93	20
	Subtest 2	18.37	18.23	18.94	20
	Subtest 3	18.87	18.77	18.91	20
	Subtest 4	18.6	18.27	18.4	20
HSUPA	Subtest 1	18.4	18.64	18.31	20
	Subtest 2	19.41	18.89	19.1	20
	Subtest 3	19.4	19.38	19.32	20
	Subtest 4	18.27	18.38	18.1	20
	Subtest 5	17.96	17.89	18.13	19

Table 10: Conducted Power Of WCDMA



Unless otherwise agreed in writing, this document is issued by the Company subject to its General Conditions of Service printed overleaf, available on request or accessible at <http://www.sgs.com/en/Terms-and-Conditions.aspx> and, for electronic format documents, subject to Terms and Conditions for Electronic Documents at <http://www.sgs.com/en/Terms-and-Conditions/Terms-e-Documents.aspx>. Attention is drawn to the limitation of liability, indemnification and jurisdiction issues defined therein. Any holder of this document is advised that information contained hereon reflects the Company's findings at the time of its intervention only and within the limits of Client's instructions, if any. The Company's sole responsibility is to its Client and this document does not exonerate parties to a transaction from exercising all their rights and obligations under the transaction documents. This document cannot be reproduced except in full, without prior written approval of the Company. Any unauthorized alteration, forgery or falsification of the content or appearance of this document is unlawful and offenders may be prosecuted to the fullest extent of the law. Unless otherwise stated the results shown in this test report refer only to the sample(s) tested and such sample(s) are retained for 30 days only.

Attention: To check the authenticity of testing / inspection report & certificate, please contact us at telephone: (86-755) 8307 1443, or email: CN.Doccheck@sgs.com

No.10, Weiye Road, Innovation Park, Kunshan, Jiangsu, China 215300

中国·江苏·昆山市留学院创业园伟业路10号 邮编 215300

t(86-512)57355888 f(86-512)57370818 www.sgsgroup.com.cn

t(86-512)57355888 f(86-512)57370818 sgs.china@sgs.com

8.1.2 Conducted Power Of LTE

LTE Band 2				Conducted Power(dBm)			
Bandwidth	Modulation	RB size	RB offset	Channel 18607	Channel 18900	Channel 19193	Tune up
1.4MHz	QPSK	1	0	22.07	21.97	22.15	23
		1	2	22.15	22.03	22.29	23
		1	5	21.99	21.95	22.25	23
		3	0	22.07	21.97	22.2	22.5
		3	2	22.09	22.02	22.32	22.5
		3	3	22.05	21.99	22.26	22.5
		6	0	21.07	21.05	21.28	22
	16QAM	1	0	21.02	21.12	21.6	22
		1	2	21.18	21.18	21.75	22
		1	5	20.94	21.11	21.74	22
		3	0	20.91	21.06	21.37	22
		3	2	20.97	21.12	21.53	22
		3	3	20.94	21.03	21.43	22
		6	0	20.09	20.12	20.31	21
Bandwidth	Modulation	RB size	RB offset	Channel 18615	Channel 18900	Channel 19185	Tune up
3MHz	QPSK	1	0	22.23	22.1	22.22	23
		1	7	22.21	22.2	22.18	23
		1	14	22.15	22	22.18	23
		8	0	21.06	20.99	21.24	21.5
		8	4	20.99	21.07	21.34	21.5
		8	7	20.98	20.96	21.28	21.5
		15	0	21.02	21.04	21.3	21.5
	16QAM	1	0	21.39	21.12	21.21	21.5
		1	7	21.38	21.1	21.27	21.5
		1	14	21.38	20.99	21.16	22
		8	0	20.17	20.02	20.2	21
		8	4	20.14	20.03	20.28	21
		8	7	20.1	19.97	20.19	21
		15	0	19.99	20.1	20.2	21
Bandwidth	Modulation	RB size	RB offset	Channel 18625	Channel 18900	Channel 19175	Tune up
5MHz	QPSK	1	0	22.2	22.3	22.41	23
		1	13	22.18	22.1	22.35	23
		1	24	22.16	21.98	22.33	23
		12	0	21.02	21.24	21.4	21.5
		12	6	21.09	21.05	21.38	21.5
		12	13	21.05	20.97	21.39	21.5

Unless otherwise agreed in writing, this document is issued by the Company subject to its General Conditions of Service printed overleaf, available on request or accessible at <http://www.sgs.com/en/Terms-and-Conditions.aspx> and, for electronic format documents, subject to Terms and Conditions for Electronic Documents at <http://www.sgs.com/en/Terms-and-Conditions/Terms-e-Document.aspx>. Attention is drawn to the limitation of liability, indemnification and jurisdiction issues defined therein. Any holder of this document is advised that information contained hereon reflects the Company's findings at the time of its intervention only and within the limits of Client's instructions, if any. The Company's sole responsibility is to its Client and this document does not exonerate parties to a transaction from exercising all their rights and obligations under the transaction documents. This document cannot be reproduced except in full, without prior written approval of the Company. Any unauthorized alteration, forgery or falsification of the content or appearance of this document is unlawful and offenders may be prosecuted to the fullest extent of the law. Unless otherwise stated the results shown in this test report refer only to the sample(s) tested and such sample(s) are retained for 30 days only.

Attention: To check the authenticity of testing /inspection report & certificate, please contact us at telephone: (86-755) 8307 1443, or email: CN.Doccheck@sgs.com

No.10, Weiye Road, Innovation Park, Kunshan, Jiangsu, China 215300

中国·江苏·昆山市留学院创业园伟业路10号 邮编 215300

t(86-512)57355888 f(86-512)57370818 www.sgsgroup.com.cn

t(86-512)57355888 f(86-512)57370818 sgs.china@sgs.com



	16QAM	25	0	21.02	21.14	21.37	21.5
		1	0	21.28	21.56	21.43	21.5
		1	13	21.19	21.42	21.5	21.5
		1	24	21.13	21.32	21.37	22
		12	0	20.11	20.23	20.36	21
		12	6	20.16	20.05	20.37	21
		12	13	20.07	19.97	20.42	21
		25	0	20.06	20.08	20.39	21
Bandwidth	Modulation	RB size	RB offset	Channel 18650	Channel 18900	Channel 19150	Tune up
10MHz	QPSK	1	0	22.42	22.44	22.39	23
		1	25	22.35	22.11	22.25	23
		1	49	22.43	22.06	22.13	23
		25	0	21.1	21.07	21.43	21.5
		25	13	21.17	21.03	21.39	21.5
		25	25	21.22	21	21.4	21.5
		50	0	21.23	21.14	21.39	21.5
	16QAM	1	0	21.63	21.45	21.64	21.5
		1	25	21.46	21.08	21.52	21.5
		1	49	21.76	21	21.45	22
		25	0	20.09	20.17	20.46	21
		25	13	20.24	20.1	20.37	21
		25	25	20.21	20.08	20.42	21
		50	0	20.21	20.14	20.44	21
Bandwidth	Modulation	RB size	RB offset	Channel 18675	Channel 18900	Channel 19125	Tune up
15MHz	QPSK	1	0	22.36	22.42	22.31	23
		1	38	22.11	21.99	22.28	23
		1	74	22.15	22.13	22.32	23
		36	0	21.06	20.98	21.13	21.5
		36	18	21.06	21.01	21.18	21.5
		36	39	21.18	20.9	21.15	21.5
		75	0	21.12	20.96	21.18	21.5
	16QAM	1	0	21.46	21.42	21.29	21.5
		1	38	21.15	21	21.34	21.5
		1	74	21.21	21.1	21.28	21.5
		36	0	20.21	20.05	20.09	21
		36	18	20.17	20	20.12	21
		36	39	20.19	19.96	20.11	21
		75	0	20.19	20.04	20.23	21
Bandwidth	Modulation	RB size	RB offset	Channel 18700	Channel 18900	Channel 19100	Tune up
20MHz	QPSK	1	0	22.16	22.46	22.04	23
		1	50	22.12	22.13	22.17	23

Unless otherwise agreed in writing, this document is issued by the Company subject to its General Conditions of Service printed overleaf, available on request or accessible at <http://www.sgs.com/en/Terms-and-Conditions.aspx> and, for electronic format documents, subject to Terms and Conditions for Electronic Documents at <http://www.sgs.com/en/Terms-and-Conditions/Terms-e-Documents.aspx>. Attention is drawn to the limitation of liability, indemnification and jurisdiction issues defined therein. Any holder of this document is advised that information contained hereon reflects the Company's findings at the time of its intervention only and within the limits of Client's instructions, if any. The Company's sole responsibility is to its Client and this document does not exonerate parties to a transaction from exercising all their rights and obligations under the transaction documents. This document cannot be reproduced except in full, without prior written approval of the Company. Any unauthorized alteration, forgery or falsification of the content or appearance of this document is unlawful and offenders may be prosecuted to the fullest extent of the law. Unless otherwise stated the results shown in this test report refer only to the sample(s) tested and such sample(s) are retained for 30 days only.

Attention: To check the authenticity of testing / inspection report & certificate, please contact us at telephone: (86-755) 8307 1443, or email: CN.Doccheck@sgs.com

No.10, Weiye Road, Innovation Park, Kunshan, Jiangsu, China 215300
中国·江苏·昆山市留学院创业园伟业路10号 邮编 215300

t(86-512)57355888 f(86-512)57370818 www.sgsgroup.com.cn
t(86-512)57355888 f(86-512)57370818 sgs.china@sgs.com



		1	99	21.84	22.06	22.17	23
		50	0	21.1	21.22	21.03	21.5
		50	25	21.13	20.99	21.12	21.5
		50	50	21.15	20.85	21.05	21.5
		100	0	21.1	21.11	21.01	21.5
	16QAM	1	0	21.29	21.11	21.47	21.5
		1	50	21.22	20.66	21.31	21.5
		1	99	20.94	20.75	21.57	22
		50	0	20.09	20.07	20.06	21
		50	25	20.16	19.97	20.14	21
		50	50	20.09	19.79	20.19	21
		100	0	20.14	20.04	20.13	21

LTE Band 4				Conducted Power(dBm)			
Bandwidth	Modulation	RB size	RB offset	Channel	Channel	Channel	Tune up
				19957	20175	20393	
1.4MHz	QPSK	1	0	22.39	22.1	22.19	23
		1	2	22.48	22.15	22.25	23
		1	5	22.48	22.03	22.16	23
		3	0	22.09	22.02	22.15	22.5
		3	2	22.06	22.03	22.22	22.5
		3	3	22.04	21.98	22.19	22.5
		6	0	21.81	21.44	21.57	22.5
	16QAM	1	0	22.12	21.47	21.64	22.5
		1	2	22.23	21.55	21.79	22.5
		1	5	22.15	21.39	21.68	22.5
		3	0	21.9	21.38	21.58	22
		3	2	21.89	21.41	21.71	22
		3	3	21.86	21.34	21.61	22
		6	0	20.88	20.45	20.68	22
Bandwidth	Modulation	RB size	RB offset	Channel	Channel	Channel	Tune up
				19965	20175	20385	
3MHz	QPSK	1	0	22.48	22.12	22.27	23
		1	7	22.5	22.05	22.22	23
		1	14	22.47	22.02	22.19	23
		8	0	21.9	21.51	21.58	22
		8	4	21.83	21.47	21.7	22
		8	7	21.91	21.4	21.71	22
		15	0	21.79	21.46	21.56	22
	16QAM	1	0	22.14	21.46	21.65	22
		1	7	22.31	21.61	21.64	22.5
		1	14	22.17	21.45	21.6	22

Unless otherwise agreed in writing, this document is issued by the Company subject to its General Conditions of Service printed overleaf, available on request or accessible at <http://www.sgs.com/en/Terms-and-Conditions.aspx> and, for electronic format documents, subject to Terms and Conditions for Electronic Documents at <http://www.sgs.com/en/Terms-and-Conditions/Terms-e-Documents.aspx>. Attention is drawn to the limitation of liability, indemnification and jurisdiction issues defined therein. Any holder of this document is advised that information contained hereon reflects the Company's findings at the time of its intervention only and within the limits of Client's instructions, if any. The Company's sole responsibility is to its Client and this document does not exonerate parties to a transaction from exercising all their rights and obligations under the transaction documents. This document cannot be reproduced except in full, without prior written approval of the Company. Any unauthorized alteration, forgery or falsification of the content or appearance of this document is unlawful and offenders may be prosecuted to the fullest extent of the law. Unless otherwise stated the results shown in this test report refer only to the sample(s) tested and such sample(s) are retained for 30 days only.

Attention: To check the authenticity of testing / inspection report & certificate, please contact us at telephone: (86-755) 8307 1443, or email: CN.Doccheck@sgs.com

No.10, Weiye Road, Innovation Park, Kunshan, Jiangsu, China 215300

中国·江苏·昆山市留学院创业园伟业路10号 邮编 215300

t(86-512)57355888 f(86-512)57370818 www.sgsgroup.com.cn

t(86-512)57355888 f(86-512)57370818 sgs.china@sgs.com



Compliance Certification Services (Kunshan)
EMC Laboratory

		8	0	20.96	20.54	20.65	21
		8	4	20.95	20.48	20.72	21
		8	7	20.92	20.44	20.64	21
		15	0	20.8	20.55	20.55	21
Bandwidth	Modulation	RB size	RB offset	Channel	Channel	Channel	Tune up
				19975	20175	20375	
5MHz	QPSK	1	0	22.37	22.33	22.36	23
		1	13	22.35	22.41	22.38	23
		1	24	22.4	22.15	22.33	23
		12	0	21.84	21.51	21.74	22
		12	6	21.85	21.57	21.63	22
		12	13	21.93	21.45	21.59	22
		25	0	21.82	21.57	21.65	22
	16QAM	1	0	22.05	21.97	21.75	22.5
		1	13	21.99	21.94	21.72	22
		1	24	21.87	21.76	21.81	22
		12	0	20.93	20.52	20.75	21
		12	6	20.89	20.48	20.63	21
		12	13	20.97	20.47	20.68	21
		25	0	20.95	20.52	20.71	21
Bandwidth	Modulation	RB size	RB offset	Channel	Channel	Channel	Tune up
				20000	20175	20350	
10MHz	QPSK	1	0	22.46	22.47	22.36	23
		1	25	22.39	22.51	22.4	23
		1	49	22.43	22.42	22.43	23
		25	0	21.96	21.54	21.54	22
		25	13	21.88	21.53	21.58	22
		25	25	21.97	21.57	21.66	22
		50	0	21.95	21.48	21.62	22
	16QAM	1	0	22.36	21.7	21.99	22.5
		1	25	22.16	21.59	21.68	22.5
		1	49	22.11	21.76	21.92	22.5
		25	0	20.91	20.58	20.63	21
		25	13	20.94	20.55	20.64	21
		25	25	21.05	20.56	20.76	21.5
		50	0	20.91	20.56	20.67	21
Bandwidth	Modulation	RB size	RB offset	Channel	Channel	Channel	Tune up
				20025	20175	20325	
15MHz	QPSK	1	0	22.51	22.47	22.47	23
		1	38	22.49	22.45	22.33	23
		1	74	22.26	22.15	22.43	23
		36	0	21.64	21.48	21.26	22
		36	18	21.69	21.37	21.42	22

Unless otherwise agreed in writing, this document is issued by the Company subject to its General Conditions of Service printed overleaf, available on request or accessible at <http://www.sgs.com/en/Terms-and-Conditions.aspx> and, for electronic format documents, subject to Terms and Conditions for Electronic Documents at <http://www.sgs.com/en/Terms-and-Conditions/Terms-e-Documents.aspx>. Attention is drawn to the limitation of liability, indemnification and jurisdiction issues defined therein. Any holder of this document is advised that information contained hereon reflects the Company's findings at the time of its intervention only and within the limits of Client's instructions, if any. The Company's sole responsibility is to its Client and this document does not exonerate parties to a transaction from exercising all their rights and obligations under the transaction documents. This document cannot be reproduced except in full, without prior written approval of the Company. Any unauthorized alteration, forgery or falsification of the content or appearance of this document is unlawful and offenders may be prosecuted to the fullest extent of the law. Unless otherwise stated the results shown in this test report refer only to the sample(s) tested and such sample(s) are retained for 30 days only.

Attention: To check the authenticity of testing / inspection report and certificate, please contact us at telephone: (86-755) 8307 1443, or email: CN.Doccheck@sgs.com

No.10, Weiye Road, Innovation Park, Kunshan, Jiangsu, China 215300

中国·江苏·昆山市留学院创业园伟业路10号 邮编 215300

t(86-512)57355888 f(86-512)57370818 www.sgsgroup.com.cn

t(86-512)57355888 f(86-512)57370818 sgs.china@sgs.com



Compliance Certification Services (Kunshan) Inc.
EMC Laboratory

	16QAM	36	39	21.63	21.27	21.32	22
		75	0	21.54	21.33	21.2	22
		1	0	21.74	21.6	21.65	22
		1	38	21.68	21.52	21.44	22
		1	74	21.42	21.21	21.54	22
		36	0	20.85	20.57	20.25	21
		36	18	20.74	20.44	20.37	21
		36	39	20.55	20.26	20.28	21
		75	0	20.59	20.4	20.32	21
Bandwidth	Modulation	RB size	RB offset	Channel	Channel	Channel	Tune up
				20050	20175	20300	
20MHz	QPSK	1	0	22.34	22.48	22.13	23
		1	50	22.54	22.54	22.36	23
		1	99	22.28	22.25	22.29	23
		50	0	21.61	21.53	21.26	22
		50	25	21.59	21.35	21.29	22
		50	50	21.5	21.22	21.31	22
		100	0	21.55	21.3	21.3	22
	16QAM	1	0	21.65	21.15	21.45	22
		1	50	21.76	21.09	21.7	22
		1	99	21.52	20.8	21.8	22
		50	0	20.61	20.5	20.23	21
		50	25	20.55	20.38	20.34	21
		50	50	20.45	20.2	20.37	21
		100	0	20.54	20.39	20.24	21

LTE Band 5				Conducted Power(dBm)			
Bandwidth	Modulation	RB size	RB offset	Channel	Channel	Channel	Tune up
				20407	20525	20643	
1.4MHz	QPSK	1	0	22.36	22.62	22.37	23.5
		1	2	22.35	22.74	22.74	23.5
		1	5	22.29	22.74	22.57	23.5
		3	0	22.27	22.67	22.75	23
		3	2	22.21	22.76	22.74	23
		3	3	22.34	22.63	22.71	23
		6	0	21.33	21.67	21.61	22.5
	16QAM	1	0	21.77	21.16	21.2	22.5
		1	2	21.79	21.38	21.35	22.5
		1	5	21.73	21.42	21.29	22.5
		3	0	21.42	21.33	21.49	22
		3	2	21.38	21.45	21.48	22
		3	3	21.47	21.33	21.5	22
		6	0	20.36	20.48	20.39	21.5

Unless otherwise agreed in writing, this document is issued by the Company subject to its General Conditions of Service printed overleaf, available on request or accessible at <http://www.sgs.com/en/Terms-and-Conditions.aspx> and, for electronic format documents, subject to Terms and Conditions for Electronic Documents at <http://www.sgs.com/en/Terms-and-Conditions/Terms-e-Document.aspx>. Attention is drawn to the limitation of liability, indemnification and jurisdiction issues defined therein. Any holder of this document is advised that information contained hereon reflects the Company's findings at the time of its intervention only and within the limits of Client's instructions, if any. The Company's sole responsibility is to its Client and this document does not exonerate parties to a transaction from exercising all their rights and obligations under the transaction documents. This document cannot be reproduced except in full, without prior written approval of the Company. Any unauthorized alteration, forgery or falsification of the content or appearance of this document is unlawful and offenders may be prosecuted to the fullest extent of the law. Unless otherwise stated the results shown in this test report refer only to the sample(s) tested and such sample(s) are retained for 30 days only.

Attention: To check the authenticity of testing /inspection report & certificate, please contact us at telephone: (86-755) 8307 1443, or email: CN.Doccheck@sgs.com

No.10, Weiye Road, Innovation Park, Kunshan, Jiangsu, China 215300

中国·江苏·昆山市留学生创业园伟业路10号 邮编 215300

t(86-512)57355888 f(86-512)57370818 www.sgs.com

t(86-512)57355888 f(86-512)57370818 sgs.china@sgs.com



Compliance Certification Services (Kunshan) Inc.
EMC Laboratory

Bandwidth	Modulation	RB size	RB offset	Channel	Channel	Channel	Tune up
				20415	20525	20635	
3MHz	QPSK	1	0	22.5	22.42	22.3	23.5
		1	7	22.6	22.79	22.55	23.5
		1	14	22.47	22.68	22.57	23.5
		8	0	21.46	21.63	21.69	22.5
		8	4	21.5	21.6	21.71	22.5
		8	7	21.53	21.65	21.77	22.5
		15	0	21.51	21.68	21.69	22.5
	16QAM	1	0	21.92	21.35	21.37	22.5
		1	7	22	21.68	21.65	22.5
		1	14	21.87	21.59	21.66	22.5
		8	0	20.57	20.64	20.71	21.5
		8	4	20.57	20.63	20.64	21.5
		8	7	20.58	20.65	20.77	21.5
		15	0	20.69	20.71	20.6	21.5
Bandwidth	Modulation	RB size	RB offset	Channel	Channel	Channel	Tune up
				20425	20525	20625	
5MHz	QPSK	1	0	22.45	22.43	22.39	23.5
		1	13	22.49	22.64	22.74	23.5
		1	24	22.4	22.58	22.69	23.5
		12	0	21.51	21.72	21.74	22.5
		12	6	21.45	21.71	21.81	22.5
		12	13	21.35	21.66	21.7	22.5
		25	0	21.46	21.66	21.73	22.5
	16QAM	1	0	21.35	21.88	21.45	22.5
		1	13	21.43	22.16	21.81	22.5
		1	24	21.3	22.14	21.7	22.5
		12	0	20.6	20.8	20.75	21.5
		12	6	20.56	20.7	20.73	21.5
		12	13	20.44	20.65	20.67	21.5
		25	0	20.59	20.63	20.77	21.5
Bandwidth	Modulation	RB size	RB offset	Channel	Channel	Channel	Tune up
				20450	20525	20600	
10MHz	QPSK	1	0	22.68	22.66	22.63	23.5
		1	25	22.45	22.78	22.98	23.5
		1	49	22.7	22.9	23.01	23.5
		25	0	21.46	21.81	21.97	22.5
		25	13	21.34	21.82	21.9	22.5
		25	25	21.41	21.76	21.91	22.5
		50	0	21.42	21.74	21.91	22.5
	16QAM	1	0	22.12	21.56	21.64	22.5
		1	25	21.83	21.69	21.81	22.5

Unless otherwise agreed in writing, this document is issued by the Company subject to its General Conditions of Service printed overleaf, available on request or accessible at <http://www.sgs.com/en/Terms-and-Conditions.aspx> and, for electronic format documents, subject to Terms and Conditions for Electronic Documents at <http://www.sgs.com/en/Terms-and-Conditions/Terms-e-Documents.aspx>. Attention is drawn to the limitation of liability, indemnification and jurisdiction issues defined therein. Any holder of this document is advised that information contained hereon reflects the Company's findings at the time of its intervention only and within the limits of Client's instructions, if any. The Company's sole responsibility is to its Client and this document does not exonerate parties to a transaction from exercising all their rights and obligations under the transaction documents. This document cannot be reproduced except in full, without prior written approval of the Company. Any unauthorized alteration, forgery or falsification of the content or appearance of this document is unlawful and offenders may be prosecuted to the fullest extent of the law. Unless otherwise stated the results shown in this test report refer only to the sample(s) tested and such sample(s) are retained for 30 days only.

Attention: To check the authenticity of testing / inspection report & certificate, please contact us at telephone: (86-755) 8307 1443, or email: CN.Doccheck@sgs.com

No.10, Weiye Road, Innovation Park, Kunshan, Jiangsu, China 215300

中国·江苏·昆山市留学院创业园伟业路10号 邮编 215300

t(86-512)57355888 f(86-512)57370818 www.sgs.com.cn

t(86-512)57355888 f(86-512)57370818 sgs.china@sgs.com



	1	49	22.04	21.87	21.8	22.5
	25	0	20.5	20.89	21.06	21.5
	25	13	20.37	20.84	20.92	21.5
	25	25	20.4	20.8	20.96	21.5
	50	0	20.48	20.7	20.9	21.5

LTE Band 7				Conducted Power(dBm)			
Bandwidth	Modulation	RB size	RB offset	Channel 20775	Channel 21100	Channel 21425	Tune up
5MHz	QPSK	1	0	21.29	21.71	21.74	22
		1	13	21.95	21.71	21.4	22
		1	24	21.61	21.6	20.87	22
		12	0	20.83	20.8	20.73	21
		12	6	20.77	20.73	20.7	21
		12	13	20.65	20.65	20.68	21
		25	0	20.83	20.7	20.67	21
	16QAM	1	0	20.43	21.15	20.87	22
		1	13	21.51	21.11	20.76	22
		1	24	20.59	20.97	20.62	22
		12	0	19.86	19.81	19.72	20
		12	6	19.78	19.75	19.68	20
		12	13	19.66	19.64	19.68	20
		25	0	19.86	19.74	19.66	20
Bandwidth	Modulation	RB size	RB offset	Channel 20800	Channel 21100	Channel 21400	Tune up
10MHz	QPSK	1	0	21.27	22	21.7	22
		1	25	21.93	21.93	21.56	22
		1	49	21.67	21.7	20.72	22
		25	0	20.94	20.74	20.55	21
		25	13	20.68	20.68	20.49	21
		25	25	20.7	20.59	20.61	21
		50	0	20.75	20.68	20.64	21
	16QAM	1	0	20.78	20.85	20.76	21
		1	25	22.51	20.76	20.68	21
		1	49	21.09	20.62	20.24	21.5
		25	0	19.78	19.82	19.6	20
		25	13	19.65	19.77	19.58	20
		25	25	19.65	19.66	19.65	20
		50	0	19.77	19.71	19.65	20
Bandwidth	Modulation	RB size	RB offset	Channel 20825	Channel 21100	Channel 21375	Tune up
15MHz	QPSK	1	0	21.63	21.61	21.33	22

Unless otherwise agreed in writing, this document is issued by the Company subject to its General Conditions of Service printed overleaf, available on request or accessible at <http://www.sgs.com/en/Terms-and-Conditions.aspx> and, for electronic format documents, subject to Terms and Conditions for Electronic Documents at <http://www.sgs.com/en/Terms-and-Conditions/Terms-e-Documents.aspx>. Attention is drawn to the limitation of liability, indemnification and jurisdiction issues defined therein. Any holder of this document is advised that information contained hereon reflects the Company's findings at the time of its intervention only and within the limits of Client's instructions, if any. The Company's sole responsibility is to its Client and this document does not exonerate parties to a transaction from exercising all their rights and obligations under the transaction documents. This document cannot be reproduced except in full, without prior written approval of the Company. Any unauthorized alteration, forgery or falsification of the content or appearance of this document is unlawful and offenders may be prosecuted to the fullest extent of the law. Unless otherwise stated the results shown in this test report refer only to the sample(s) tested and such sample(s) are retained for 30 days only.

Attention: To check the authenticity of testing / inspection report and certificate, please contact us at telephone: (86-755) 8307 1443, or email: CN.Doccheck@sgs.com

No.10, Weiye Road, Innovation Park, Kunshan, Jiangsu, China 215300

中国·江苏·昆山市留学院创业园伟业路10号 邮编 215300

t(86-512)57355888 f(86-512)57370818 www.sgs.com.cn

t(86-512)57355888 f(86-512)57370818 sgs.china@sgs.com



Compliance Certification Services (Kunshan) Inc.
EMC Laboratory

		1	38	21.92	21.84	21.34	22
		1	74	21.58	21.51	20.83	22
		36	0	20.73	20.78	20.53	21
		36	18	20.74	20.88	20.63	21
		36	39	20.7	20.73	20.59	21
		75	0	20.87	20.74	20.54	21
		1	0	20.54	20.59	20.45	21
	16QAM	1	38	20.69	20.84	20.44	21
		1	74	20.45	20.46	20.39	21
		36	0	19.99	19.73	19.49	20
		36	18	19.88	19.84	19.64	20
		36	39	19.7	19.76	19.52	20
		75	0	19.9	19.7	19.67	20
		1	0	20.61	20.47	20.87	21
	16QAM	1	50	20.64	20.75	20.83	21
		1	99	20.29	20.23	20.7	21
		50	0	19.8	19.79	19.51	20
		50	25	19.69	19.8	19.58	20
		50	50	19.61	19.62	19.57	20
		100	0	19.75	19.74	19.51	20
		100	0	19.75	19.74	19.51	20

LTE FDD Band 12				Conducted Power(dBm)			
Bandwidth	Modulation	RB size	RB offset	Channel	Channel	Channel	Tune up
				23017	23095	23173	
1.4MHz	QPSK	1	0	22.13	22.19	22.21	23
		1	2	22.11	22.35	22.44	23
		1	5	22.08	22.3	22.48	23
		3	0	22.11	22.22	22.39	23
		3	2	22.09	22.29	22.48	23
		3	3	22.06	22.21	22.38	23
		6	0	21.13	21.31	21.55	22
	16QAM	1	0	21.25	21.45	21.15	22
		1	2	21.25	21.64	21.56	22
		1	2	21.25	21.64	21.56	22

Unless otherwise agreed in writing, this document is issued by the Company subject to its General Conditions of Service printed overleaf, available on request or accessible at <http://www.sgs.com/en/Terms-and-Conditions.aspx> and, for electronic format documents, subject to Terms and Conditions for Electronic Documents at <http://www.sgs.com/en/Terms-and-Conditions/Terms-e-Documents.aspx>. Attention is drawn to the limitation of liability, indemnification and jurisdiction issues defined therein. Any holder of this document is advised that information contained hereon reflects the Company's findings at the time of its intervention only and within the limits of Client's instructions, if any. The Company's sole responsibility is to its Client and this document does not exonerate parties to a transaction from exercising all their rights and obligations under the transaction documents. This document cannot be reproduced except in full, without prior written approval of the Company. Any unauthorized alteration, forgery or falsification of the content or appearance of this document is unlawful and offenders may be prosecuted to the fullest extent of the law. Unless otherwise stated the results shown in this test report refer only to the sample(s) tested and such sample(s) are retained for 30 days only.

Attention: To check the authenticity of testing / inspection report & certificate, please contact us at telephone: (86-755) 8307 1443, or email: CN.Doccheck@sgs.com

No.10, Weiye Road, Innovation Park, Kunshan, Jiangsu, China 215300

中国·江苏·昆山市留学院创业园伟业路10号 邮编 215300

t(86-512)57355888 f(86-512)57370818 www.sgsgroup.com.cn

t(86-512)57355888 f(86-512)57370818 sgs.china@sgs.com



		1	5	21.25	21.54	21.43	22
		3	0	21.21	21.25	21.33	22
		3	2	21.18	21.26	21.46	22
		3	3	21.14	21.25	21.35	22
		6	0	20.22	20.36	20.59	21
Bandwidth	Modulation	RB size	RB offset	Channel	Channel	Channel	Tune up
				23025	23095	23165	
3MHz	QPSK	1	0	22.22	22.18	22.27	23
		1	7	22.25	22.4	22.53	23
		1	14	22.19	22.3	22.46	23
		8	0	21.24	21.27	21.53	22
		8	4	21.17	21.35	21.58	22
		8	7	21.14	21.29	21.48	22
		15	0	21.19	21.33	21.6	22
	16QAM	1	0	21.59	21.17	21.25	22
		1	7	21.54	21.38	21.63	22
		1	14	21.43	21.28	21.47	22
		8	0	20.28	20.31	20.56	21
		8	4	20.29	20.27	20.57	21
		8	7	20.19	20.3	20.5	21
		15	0	20.21	20.35	20.49	21
Bandwidth	Modulation	RB size	RB offset	Channel	Channel	Channel	Tune up
				23035	23095	23155	
5MHz	QPSK	1	0	22.22	22.19	22.3	23
		1	13	22.28	22.29	22.4	23
		1	24	22.3	22.36	22.35	23
		12	0	21.27	21.41	21.47	22
		12	6	21.31	21.38	21.54	22
		12	13	21.36	21.39	21.44	22
		25	0	21.34	21.41	21.48	22
	16QAM	1	0	21.33	21.47	21.39	22
		1	13	21.42	21.74	21.57	22
		1	24	21.33	21.71	21.47	22
		12	0	20.35	20.37	20.49	21
		12	6	20.35	20.34	20.53	21
		12	13	20.4	20.35	20.46	21
		25	0	20.46	20.35	20.52	21
Bandwidth	Modulation	RB size	RB offset	Channel	Channel	Channel	Tune up
				23060	23095	23130	
10MHz	QPSK	1	0	22.54	22.5	22.55	23
		1	25	22.31	22.49	22.39	23
		1	49	22.55	22.55	22.57	23
		25	0	21.49	21.5	21.59	22

Unless otherwise agreed in writing, this document is issued by the Company subject to its General Conditions of Service printed overleaf, available on request or accessible at <http://www.sgs.com/en/Terms-and-Conditions.aspx> and, for electronic format documents, subject to Terms and Conditions for Electronic Documents at <http://www.sgs.com/en/Terms-and-Conditions/Terms-e-Documents.aspx>. Attention is drawn to the limitation of liability, indemnification and jurisdiction issues defined therein. Any holder of this document is advised that information contained hereon reflects the Company's findings at the time of its intervention only and within the limits of Client's instructions, if any. The Company's sole responsibility is to its Client and this document does not exonerate parties to a transaction from exercising all their rights and obligations under the transaction documents. This document cannot be reproduced except in full, without prior written approval of the Company. Any unauthorized alteration, forgery or falsification of the content or appearance of this document is unlawful and offenders may be prosecuted to the fullest extent of the law. Unless otherwise stated the results shown in this test report refer only to the sample(s) tested and such sample(s) are retained for 30 days only.

Attention: To check the authenticity of testing / inspection report and certificate, please contact us at telephone: (86-755) 8307 1443, or email: CN.Doccheck@sgs.com

No.10, Weiye Road, Innovation Park, Kunshan, Jiangsu, China 215300

中国·江苏·昆山市留学院创业园伟业路10号 邮编 215300

t(86-512)57355888 f(86-512)57370818 www.sgsgroup.com.cn

t(86-512)57355888 f(86-512)57370818 sgs.china@sgs.com



		25	13	21.48	21.44	21.53	22
		25	25	21.48	21.45	21.5	22
		50	0	21.42	21.4	21.6	22
	16QAM	1	0	21.85	21.48	21.66	22
		1	25	21.61	21.39	21.72	22
		1	49	21.84	21.44	21.63	22
		25	0	20.51	20.5	20.66	21
		25	13	20.46	20.48	20.58	21
		25	25	20.44	20.45	20.56	21
		50	0	20.48	20.4	20.56	21

LTE FDD Band 13				Conducted Power(dBm)			
Bandwidth	Modulation	RB size	RB offset	Channel 23205	Channel 23230	Channel 23255	Tune up
5MHz	QPSK	1	0	22.36	22.43	22.32	23
		1	13	22.31	22.34	22.67	23
		1	24	22.29	22.46	22.58	23
		12	0	21.43	21.55	21.71	22
		12	6	21.4	21.38	21.73	22
		12	13	21.4	21.48	21.72	22
		25	0	21.4	21.59	21.77	22
	16QAM	1	0	21.48	21.98	21.44	22
		1	13	21.28	21.93	21.83	22
		1	24	21.2	21.84	21.76	22
		12	0	20.45	20.64	20.72	22
		12	6	20.42	20.4	20.71	22
		12	13	20.44	20.5	20.7	22
		25	0	20.52	20.57	20.73	22
Bandwidth	Modulation	RB size	RB offset	Channel NA	Channel 23230	Channel NA	Tune up
10MHz	QPSK	1	0	NA	22.76	NA	23
		1	25	NA	22.29	NA	23
		1	49	NA	22.54	NA	23
		25	0	NA	21.5	NA	22
		25	13	NA	21.6	NA	22
		25	25	NA	21.55	NA	22
		50	0	NA	21.71	NA	22
	16QAM	1	0	NA	21.8	NA	22
		1	25	NA	21.41	NA	22
		1	49	NA	21.69	NA	22
		25	0	NA	20.59	NA	22
		25	13	NA	20.62	NA	22

Unless otherwise agreed in writing, this document is issued by the Company subject to its General Conditions of Service printed overleaf, available on request or accessible at <http://www.sgs.com/en/Terms-and-Conditions.aspx> and, for electronic format documents, subject to Terms and Conditions for Electronic Documents at <http://www.sgs.com/en/Terms-and-Conditions/Terms-e-Documents.aspx>. Attention is drawn to the limitation of liability, indemnification and jurisdiction issues defined therein. Any holder of this document is advised that information contained hereon reflects the Company's findings at the time of its intervention only and within the limits of Client's instructions, if any. The Company's sole responsibility is to its Client and this document does not exonerate parties to a transaction from exercising all their rights and obligations under the transaction documents. This document cannot be reproduced except in full, without prior written approval of the Company. Any unauthorized alteration, forgery or falsification of the content or appearance of this document is unlawful and offenders may be prosecuted to the fullest extent of the law. Unless otherwise stated the results shown in this test report refer only to the sample(s) tested and such sample(s) are retained for 30 days only.

Attention: To check the authenticity of testing / inspection report & certificate, please contact us at telephone: (86-755) 8307 1443, or email: CN.Doccheck@sgs.com

No.10, Weiye Road, Innovation Park, Kunshan, Jiangsu, China 215300

中国·江苏·昆山市留学院创业园伟业路10号 邮编 215300

t(86-512)57355888 f(86-512)57370818 www.sgsgroup.com.cn

t(86-512)57355888 f(86-512)57370818 sgs.china@sgs.com



Compliance Certification Services (Kunshan) Inc.
EMC Laboratory

		25	25	NA	20.62	NA	22
		50	0	NA	20.71	NA	22

LTE FDD Band 14				Conducted Power(dBm)			
Bandwidth	Modulation	RB size	RB offset	Channel	Channel	Channel	Tune up
				23305	23330	23355	
5MHz	QPSK	1	0	22.35	22.36	22.35	23.5
		1	13	22.46	22.51	22.68	23.5
		1	24	22.4	22.49	22.46	23.5
		12	0	21.4	21.53	21.78	22
		12	6	21.28	21.46	21.73	22
		12	13	21.31	21.49	21.7	22
		25	0	21.33	21.5	21.72	22
	16QAM	1	0	21.37	21.78	21.45	22
		1	13	21.48	21.92	21.85	22
		1	24	21.36	21.89	21.67	22
		12	0	20.44	20.53	20.81	21.5
		12	6	20.39	20.5	20.67	21.5
		12	13	20.37	20.5	20.72	21.5
		25	0	20.47	20.49	20.66	21.5
Bandwidth	Modulation	RB size	RB offset	Channel	Channel	Channel	Tune up
				NA	23330	NA	
10MHz	QPSK	1	0	NA	22.8	NA	23.5
		1	25	NA	23.38	NA	23.5
		1	49	NA	21.84	NA	23.5
		25	0	NA	21.54	NA	22
		25	13	NA	21.48	NA	22
		25	25	NA	21.54	NA	22
		50	0	NA	21.5	NA	22
	16QAM	1	0	NA	21.82	NA	22
		1	25	NA	22.05	NA	22.5
		1	49	NA	20.89	NA	21.5
		25	0	NA	20.62	NA	21.5
		25	13	NA	20.56	NA	21.5
		25	25	NA	20.53	NA	21.5
		50	0	NA	20.54	NA	21.5

LTE FDD Band 17				Conducted Power(dBm)			
Bandwidth	Modulation	RB size	RB offset	Channel	Channel	Channel	Tune up
				23755	23790	23825	
5MHz	QPSK	1	0	22.22	22.3	22.25	23

Unless otherwise agreed in writing, this document is issued by the Company subject to its General Conditions of Service printed overleaf, available on request or accessible at <http://www.sgs.com/en/Terms-and-Conditions.aspx> and, for electronic format documents, subject to Terms and Conditions for Electronic Documents at <http://www.sgs.com/en/Terms-and-Conditions/Terms-e-Documents.aspx>. Attention is drawn to the limitation of liability, indemnification and jurisdiction issues defined therein. Any holder of this document is advised that information contained hereon reflects the Company's findings at the time of its intervention only and within the limits of Client's instructions, if any. The Company's sole responsibility is to its Client and this document does not exonerate parties to a transaction from exercising all their rights and obligations under the transaction documents. This document cannot be reproduced except in full, without prior written approval of the Company. Any unauthorized alteration, forgery or falsification of the content or appearance of this document is unlawful and offenders may be prosecuted to the fullest extent of the law. Unless otherwise stated the results shown in this test report refer only to the sample(s) tested and such sample(s) are retained for 30 days only.

Attention: To check the authenticity of testing / inspection report & certificate, please contact us at telephone: (86-755) 8307 1443, or email: CN.Doccheck@sgs.com

No.10, Weiye Road, Innovation Park, Kunshan, Jiangsu, China 215300

中国·江苏·昆山市留学院创业园伟业路10号 邮编 215300

t(86-512)57355888 f(86-512)57370818 www.sgsgrupp.com.cn

t(86-512)57355888 f(86-512)57370818 sgs.china@sgs.com



Compliance Certification Services (Kunshan) Inc.
EMC Laboratory

		1	13	22.43	22.32	22.49	23
		1	24	22.34	22.39	22.5	23
		12	0	21.26	21.4	21.59	22
		12	6	21.19	21.37	21.57	22
		12	13	21.33	21.29	21.56	22
		25	0	21.35	21.37	21.55	22
		25	6	21.35	21.37	21.55	22
	16QAM	1	0	21.34	21.76	21.41	22
		1	13	21.51	21.79	21.72	22
		1	24	21.36	21.83	21.53	22
		12	0	20.29	20.34	20.58	21
		12	6	20.28	20.31	20.53	21
		12	13	20.31	20.34	20.57	21
		25	0	20.41	20.28	20.56	21
Bandwidth	Modulation	RB size	RB offset	Channel	Channel	Channel	Tune up
				23780	23790	23800	
10MHz	QPSK	1	0	22.6	22.61	22.44	23
		1	25	22.76	22.67	22.58	23
		1	49	22.59	22.52	22.36	23
		25	0	21.51	21.47	21.46	22
		25	13	21.45	21.39	21.36	22
		25	25	21.35	21.42	21.42	22
		50	0	21.46	21.36	21.38	22
	16QAM	1	0	21.76	21.37	21.66	22
		1	25	21.9	21.64	21.73	22
		1	49	21.84	21.33	21.51	22
		25	0	20.43	20.5	20.47	21
		25	13	20.41	20.42	20.37	21
		25	25	20.32	20.48	20.47	21
		50	0	20.4	20.32	20.4	21

LTE Band 25				Conducted Power(dBm)			
Bandwidth	Modulation	RB size	RB offset	Channel	Channel	Channel	Tune up
				26047	26365	26683	
1.4MHz	QPSK	1	0	22.25	22	22.29	23
		1	2	22.33	21.88	22.29	23
		1	5	22.19	21.76	22.27	23
		3	0	22.21	21.8	22.28	22
		3	2	22.24	21.8	22.27	22
		3	3	22.24	21.77	22.34	22
		6	0	21.14	20.83	21.21	22
	16QAM	1	0	21.46	20.97	21.32	22
		1	2	21.59	20.91	21.33	22

Unless otherwise agreed in writing, this document is issued by the Company subject to its General Conditions of Service printed overleaf, available on request or accessible at <http://www.sgs.com/en/Terms-and-Conditions.aspx> and, for electronic format documents, subject to Terms and Conditions for Electronic Documents at <http://www.sgs.com/en/Terms-and-Conditions/Terms-e-Documents.aspx>. Attention is drawn to the limitation of liability, indemnification and jurisdiction issues defined therein. Any holder of this document is advised that information contained hereon reflects the Company's findings at the time of its intervention only and within the limits of Client's instructions, if any. The Company's sole responsibility is to its Client and this document does not exonerate parties to a transaction from exercising all their rights and obligations under the transaction documents. This document cannot be reproduced except in full, without prior written approval of the Company. Any unauthorized alteration, forgery or falsification of the content or appearance of this document is unlawful and offenders may be prosecuted to the fullest extent of the law. Unless otherwise stated the results shown in this test report refer only to the sample(s) tested and such sample(s) are retained for 30 days only.

Attention: To check the authenticity of testing / inspection report & certificate, please contact us at telephone: (86-755) 8307 1443, or email: CN.Doccheck@sgs.com

No.10, Weiye Road, Innovation Park, Kunshan, Jiangsu, China 215300

中国·江苏·昆山市留学院创业园伟业路10号 邮编 215300

t(86-512)57355888 f(86-512)57370818 www.sgs.com.cn

t(86-512)57355888 f(86-512)57370818 sgs.china@sgs.com



		1	5	21.37	20.75	21.31	22
		3	0	21.11	20.68	21.35	21
		3	2	21.24	20.74	21.3	21
		3	3	21.13	20.66	21.35	21
		6	0	20.18	19.83	20.3	21
Bandwidth	Modulation	RB size	RB offset	Channel	Channel	Channel	Tune up
				26055	26365	26675	
3MHz	QPSK	1	0	22.31	22.05	22.28	23
		1	7	22.3	22	22.3	23
		1	14	22.29	21.82	22.28	23
		8	0	21.25	20.85	21.37	22
		8	4	21.18	20.83	21.45	22
		8	7	21.16	20.83	21.37	22
		15	0	21.14	20.82	21.31	22
	16QAM	1	0	21.55	21.03	21.29	22
		1	7	21.56	20.88	21.28	22
		1	14	21.51	20.78	21.25	22
		8	0	20.26	19.84	20.3	21
		8	4	20.21	19.84	20.3	21
		8	7	20.24	19.76	20.31	21
		15	0	20.15	19.9	20.15	21
Bandwidth	Modulation	RB size	RB offset	Channel	Channel	Channel	Tune up
				26065	26365	26665	
5MHz	QPSK	1	0	22.31	22.28	22.46	23
		1	13	22.21	21.94	22.3	23
		1	24	22.15	21.83	22.22	23
		12	0	21.12	20.88	21.38	22
		12	6	21.09	20.89	21.3	22
		12	13	21.06	20.79	21.25	22
		25	0	21.04	20.86	21.36	22
	16QAM	1	0	21.25	21.59	21.53	22
		1	13	21.28	21.3	21.41	22
		1	24	21.19	21.16	21.34	22
		12	0	20.11	19.88	20.42	21
		12	6	20.21	19.83	20.33	21
		12	13	20.14	19.82	20.3	21
		25	0	20.11	19.88	20.5	21
Bandwidth	Modulation	RB size	RB offset	Channel	Channel	Channel	Tune up
				26090	26365	26640	
10MHz	QPSK	1	0	22.54	22.33	22.35	23
		1	25	22.25	21.93	22.55	23
		1	49	22.4	22	22.04	23
		25	0	21.14	20.88	21.35	22

Unless otherwise agreed in writing, this document is issued by the Company subject to its General Conditions of Service printed overleaf, available on request or accessible at <http://www.sgs.com/en/Terms-and-Conditions.aspx> and, for electronic format documents, subject to Terms and Conditions for Electronic Documents at <http://www.sgs.com/en/Terms-and-Conditions/Terms-e-Documents.aspx>. Attention is drawn to the limitation of liability, indemnification and jurisdiction issues defined therein. Any holder of this document is advised that information contained hereon reflects the Company's findings at the time of its intervention only and within the limits of Client's instructions, if any. The Company's sole responsibility is to its Client and this document does not exonerate parties to a transaction from exercising all their rights and obligations under the transaction documents. This document cannot be reproduced except in full, without prior written approval of the Company. Any unauthorized alteration, forgery or falsification of the content or appearance of this document is unlawful and offenders may be prosecuted to the fullest extent of the law. Unless otherwise stated the results shown in this test report refer only to the sample(s) tested and such sample(s) are retained for 30 days only.

Attention: To check the authenticity of testing / inspection report & certificate, please contact us at telephone: (86-755) 8307 1443, or email: CN.Doccheck@sgs.com

No.10, Weiye Road, Innovation Park, Kunshan, Jiangsu, China 215300

中国·江苏·昆山市留学院创业园伟业路10号 邮编 215300

t(86-512)57355888 f(86-512)57370818 www.sgsgroup.com.cn

t(86-512)57355888 f(86-512)57370818 sgs.china@sgs.com



Compliance Certification Services (Kunshan) Inc.
EMC Laboratory

	16QAM	25	13	21.21	20.88	21.36	22
		25	25	21.16	20.83	21.39	22
		50	0	21.15	20.89	21.4	22
		1	0	21.72	21.28	21.57	22
		1	25	21.53	20.88	21.24	22
		1	49	21.67	20.99	21.09	22
		25	0	20.05	19.91	20.36	21
		25	13	20.27	19.9	20.42	21
		25	25	20.21	19.89	20.44	21
		50	0	20.12	19.91	20.39	21
Bandwidth	Modulation	RB size	RB offset	Channel	Channel	Channel	Tune up
				26115	26365	26615	
15MHz	QPSK	1	0	22.17	22.19	22.23	23
		1	38	22.13	22.03	22.48	23
		1	74	22.1	22.03	22.17	23
		36	0	21.15	21.21	21.56	22
		36	18	21.31	21.06	21.53	22
		36	39	21.28	21.04	21.72	22
		75	0	21.23	21.07	21.56	22
	16QAM	1	0	21.23	21.17	21.54	22
		1	38	21.15	21.06	21.5	22
		1	74	21.11	20.97	21.16	22
		36	0	20.2	20.26	20.6	21
		36	18	20.34	20.12	20.53	21
		36	39	20.25	20.11	20.65	21
		75	0	20.24	20.12	20.72	21
Bandwidth	Modulation	RB size	RB offset	Channel	Channel	Channel	Tune up
				26140	26365	26590	
20MHz	QPSK	1	0	22.06	22.25	22.4	23
		1	50	22.25	22.16	22.44	23
		1	99	21.77	21.61	22.05	23
		50	0	21.08	21.04	21.38	22
		50	25	21.18	21.03	21.44	22
		50	50	21.23	20.99	21.48	22
		100	0	21.15	21.03	21.59	22
	16QAM	1	0	21.18	20.94	21.44	22
		1	50	21.31	20.84	21.68	22
		1	99	20.82	20.45	21.46	22
		50	0	20.09	20.02	20.44	21
		50	25	20.13	19.98	20.41	21
		50	50	20.18	19.98	20.56	21
		100	0	20.21	20.04	20.5	21

Unless otherwise agreed in writing, this document is issued by the Company subject to its General Conditions of Service printed overleaf, available on request or accessible at <http://www.sgs.com/en/Terms-and-Conditions.aspx> and, for electronic format documents, subject to Terms and Conditions for Electronic Documents at <http://www.sgs.com/en/Terms-and-Conditions/Terms-e-Document.aspx>. Attention is drawn to the limitation of liability, indemnification and jurisdiction issues defined therein. Any holder of this document is advised that information contained hereon reflects the Company's findings at the time of its intervention only and within the limits of Client's instructions, if any. The Company's sole responsibility is to its Client and this document does not exonerate parties to a transaction from exercising all their rights and obligations under the transaction documents. This document cannot be reproduced except in full, without prior written approval of the Company. Any unauthorized alteration, forgery or falsification of the content or appearance of this document is unlawful and offenders may be prosecuted to the fullest extent of the law. Unless otherwise stated the results shown in this test report refer only to the sample(s) tested and such sample(s) are retained for 30 days only.

Attention: To check the authenticity of testing /inspection report & certificate, please contact us at telephone: (86-755) 8307 1443, or email: CN.Doccheck@sgs.com

No.10, Weiye Road, Innovation Park, Kunshan, Jiangsu, China 215300

中国·江苏·昆山市留学院创业园伟业路10号 邮编 215300

t(86-512)57355888 f(86-512)57370818 www.sgs.com.cn

t(86-512)57355888 f(86-512)57370818 sgs.china@sgs.com



LTE FDD Band 26				Conducted Power(dBm)			
Bandwidth	Modulation	RB size	RB offset	Channel	Channel	Channel	Tune up
				26697	26865	27033	
1.4MHz	QPSK	1	0	22.32	22.25	22.17	23.5
		1	2	22.4	22.73	22.79	23.5
		1	5	22.36	22.63	22.61	23.5
		3	0	22.25	22.66	22.76	22.5
		3	2	22.3	22.61	22.84	22.5
		3	3	22.29	22.62	22.7	22.5
		6	0	21.28	21.62	21.66	22.5
	16QAM	1	0	21.76	21.13	21.11	22.5
		1	2	21.94	21.6	21.59	22.5
		1	5	21.82	21.53	21.56	22.5
		3	0	21.48	21.49	21.86	21.5
		3	2	21.52	21.53	21.85	21.5
		3	3	21.51	21.53	21.83	21.5
		6	0	20.29	20.69	20.69	21.5
Bandwidth	Modulation	RB size	RB offset	Channel	Channel	Channel	Tune up
				26705	26865	27025	
3MHz	QPSK	1	0	22.38	22.24	22.11	23.5
		1	7	22.37	22.91	22.46	23.5
		1	14	22.31	22.79	22.51	23.5
		8	0	21.46	21.67	21.72	22.5
		8	4	21.35	21.64	21.67	22.5
		8	7	21.37	21.69	21.78	22.5
		15	0	21.31	21.73	21.66	22.5
	16QAM	1	0	21.82	21.16	21.21	22.5
		1	7	21.79	21.62	21.53	22.5
		1	14	21.78	21.62	21.58	22.5
		8	0	20.44	20.63	20.64	21.5
		8	4	20.43	20.64	20.6	21.5
		8	7	20.36	20.6	20.69	21.5
		15	0	20.5	20.73	20.61	21.5
Bandwidth	Modulation	RB size	RB offset	Channel	Channel	Channel	Tune up
				26715	26865	27015	
5MHz	QPSK	1	0	22.35	22.25	22.28	23.5
		1	13	22.35	22.68	22.73	23.5
		1	24	22.37	22.63	22.71	23.5
		12	0	21.52	21.7	21.86	22.5
		12	6	21.36	21.7	21.75	22.5
		12	13	21.37	21.61	21.81	22.5
		25	0	21.37	21.7	21.74	22.5
	16QAM	1	0	21.17	21.78	21.31	22.5
		1	13	21.22	22.24	21.81	22.5
		1	24	21.23	22.26	21.76	22.5

Unless otherwise agreed in writing, this document is issued by the Company subject to its General Conditions of Service printed overleaf, available on request or accessible at <http://www.sgs.com/en/Terms-and-Conditions.aspx> and, for electronic format documents, subject to Terms and Conditions for Electronic Documents at <http://www.sgs.com/en/Terms-and-Conditions/Terms-e-Documents.aspx>. Attention is drawn to the limitation of liability, indemnification and jurisdiction issues defined therein. Any holder of this document is advised that information contained hereon reflects the Company's findings at the time of its intervention only and within the limits of Client's instructions, if any. The Company's sole responsibility is to its Client and this document does not exonerate parties to a transaction from exercising all their rights and obligations under the transaction documents. This document cannot be reproduced except in full, without prior written approval of the Company. Any unauthorized alteration, forgery or falsification of the content or appearance of this document is unlawful and offenders may be prosecuted to the fullest extent of the law. Unless otherwise stated the results shown in this test report refer only to the sample(s) tested and such sample(s) are retained for 30 days only.

Attention: To check the authenticity of testing / inspection report & certificate, please contact us at telephone: (86-755) 8307 1443, or email: CN.Doccheck@sgs.com

No.10, Weiye Road, Innovation Park, Kunshan, Jiangsu, China 215300

中国·江苏·昆山市留学生创业园伟业路10号 邮编 215300

t(86-512)57355888 f(86-512)57370818 www.sgsgroup.com.cn

t(86-512)57355888 f(86-512)57370818 sgs.china@sgs.com



Compliance Certification Services (Kunshan) Inc.
EMC Laboratory

		12	0	20.59	20.79	20.88	21.5
		12	6	20.46	20.77	20.79	21.5
		12	13	20.45	20.64	20.79	21.5
		25	0	20.54	20.7	20.81	21.5
Bandwidth	Modulation	RB size	RB offset	Channel 26750	Channel 26865	Channel 26990	Tune up
10MHz	QPSK	1	0	22.67	22.67	22.64	23.5
		1	25	22.58	22.72	22.95	23.5
		1	49	22.56	22.86	22.87	23.5
		25	0	21.41	21.83	21.9	22.5
		25	13	21.39	21.77	21.8	22.5
		25	25	21.4	21.75	21.83	22.5
		50	0	21.41	21.77	21.84	22.5
	16QAM	1	0	22.13	21.45	21.56	22.5
		1	25	21.9	21.62	21.65	22.5
		1	49	21.98	21.7	21.57	22.5
		25	0	20.44	20.91	20.94	21.5
		25	13	20.43	20.86	20.89	21.5
		25	25	20.33	20.79	20.87	21.5
		50	0	20.44	20.8	20.9	21.5
Bandwidth	Modulation	RB size	RB offset	Channel 26775	Channel 26865	Channel 26965	Tune up
15MHz	QPSK	1	0	22.7	23.01	22.77	23.5
		1	38	22.4	22.63	22.59	23.5
		1	74	22.53	22.91	22.38	23.5
		36	0	21.64	21.85	22.07	22.5
		36	18	21.53	21.7	21.78	22.5
		36	39	21.48	21.56	21.68	22.5
		75	0	21.45	21.66	21.62	22.5
	16QAM	1	0	21.35	21.43	21.47	22.5
		1	38	21.19	21.53	21.67	22.5
		1	74	21.54	21.78	21.76	22.5
		36	0	20.86	20.92	21.15	21.5
		36	18	20.49	20.62	20.9	21.5
		36	39	20.21	20.48	20.62	21.5
		75	0	20.57	20.65	21	21.5

LTE FDD Band 41				Conducted Power(dBm)			
Bandwidth	Modulation	RB size	RB offset	Channel 39675	Channel 40620	Channel 41565	Tune up
5MHz	QPSK	1	0	22.14	21.64	22.39	22
		1	13	21.82	21.58	22.33	22
		1	24	21.41	21.57	22.34	22
		12	0	21.12	20.81	21.2	21.5

Unless otherwise agreed in writing, this document is issued by the Company subject to its General Conditions of Service printed overleaf, available on request or accessible at <http://www.sgs.com/en/Terms-and-Conditions.aspx> and, for electronic format documents, subject to Terms and Conditions for Electronic Documents at <http://www.sgs.com/en/Terms-and-Conditions/Terms-e-Documents.aspx>. Attention is drawn to the limitation of liability, indemnification and jurisdiction issues defined therein. Any holder of this document is advised that information contained hereon reflects the Company's findings at the time of its intervention only and within the limits of Client's instructions, if any. The Company's sole responsibility is to its Client and this document does not exonerate parties to a transaction from exercising all their rights and obligations under the transaction documents. This document cannot be reproduced except in full, without prior written approval of the Company. Any unauthorized alteration, forgery or falsification of the content or appearance of this document is unlawful and offenders may be prosecuted to the fullest extent of the law. Unless otherwise stated the results shown in this test report refer only to the sample(s) tested and such sample(s) are retained for 30 days only.

Attention: To check the authenticity of testing / inspection report & certificate, please contact us at telephone: (86-755) 8307 1443, or email: CN.Doccheck@sgs.com

No.10, Weiye Road, Innovation Park, Kunshan, Jiangsu, China 215300

中国·江苏·昆山市留学院创业园伟业路10号 邮编 215300

t(86-512)57355888 f(86-512)57370818 www.sgsgroup.com.cn

t(86-512)57355888 f(86-512)57370818 sgs.china@sgs.com



		12	6	20.66	20.96	21.38	21.5
		12	13	20.73	20.86	21.15	21.5
		25	0	20.95	20.76	21.33	21.5
	16QAM	1	0	21.24	20.99	21.43	21.5
		1	13	20.71	20.98	21.42	21.5
		1	24	20.67	20.87	21.29	21.5
		12	0	19.91	19.82	20.14	20.5
		12	6	19.96	19.91	20.2	20.5
		12	13	19.59	19.83	20.22	20.5
		25	0	19.74	19.91	20.16	20.5
Bandwidth	Modulation	RB size	RB offset	Channel	Channel	Channel	Tune up
				39700	40620	41540	
10MHz	QPSK	1	0	21.89	21.54	22	22
		1	25	21.47	21.7	22.25	22
		1	49	21.45	21.78	21.87	22
		25	0	20.76	20.67	21.14	21.5
		25	13	20.75	20.75	21.39	21.5
		25	25	20.47	20.85	21.36	21.5
		50	0	20.45	20.88	21.3	21.5
	16QAM	1	0	20.67	20.59	21.18	21.5
		1	25	20.71	20.7	21.09	21.5
		1	49	20.05	20.75	21.01	21.5
		25	0	19.88	19.88	20.24	20.5
		25	13	19.81	20	20.38	20.5
		25	25	19.75	19.79	20.34	20.5
		50	0	19.71	19.91	20.11	20.5
Bandwidth	Modulation	RB size	RB offset	Channel	Channel	Channel	Tune up
				39725	40620	41515	
15MHz	QPSK	1	0	21.67	20.99	21.47	22
		1	38	21.64	21.55	21.67	22
		1	74	21.05	21.01	21.14	22
		36	0	20.41	20.47	21	21.5
		36	18	20.5	20.53	21.13	21.5
		36	39	20.47	20.69	21.11	21.5
		75	0	20.61	20.58	21.02	21.5
	16QAM	1	0	20.64	19.77	20.59	21.5
		1	38	20.48	20.43	20.63	21.5
		1	74	19.79	19.86	20.22	21.5
		36	0	19.39	19.48	19.86	20.5
		36	18	19.44	19.7	20.09	20.5
		36	39	19.44	19.59	20.1	20.5
		75	0	19.66	19.61	20.05	20.5
Bandwidth	Modulation	RB	RB	Channel	Channel	Channel	Tune up

Unless otherwise agreed in writing, this document is issued by the Company subject to its General Conditions of Service printed overleaf, available on request or accessible at <http://www.sgs.com/en/Terms-and-Conditions.aspx> and, for electronic format documents, subject to Terms and Conditions for Electronic Documents at <http://www.sgs.com/en/Terms-and-Conditions/Terms-e-Document.aspx>. Attention is drawn to the limitation of liability, indemnification and jurisdiction issues defined therein. Any holder of this document is advised that information contained hereon reflects the Company's findings at the time of its intervention only and within the limits of Client's instructions, if any. The Company's sole responsibility is to its Client and this document does not exonerate parties to a transaction from exercising all their rights and obligations under the transaction documents. This document cannot be reproduced except in full, without prior written approval of the Company. Any unauthorized alteration, forgery or falsification of the content or appearance of this document is unlawful and offenders may be prosecuted to the fullest extent of the law. Unless otherwise stated the results shown in this test report refer only to the sample(s) tested and such sample(s) are retained for 30 days only.

Attention: To check the authenticity of testing / inspection report and certificate, please contact us at telephone: (86-755) 8307 1443, or email: CN.Doccheck@sgs.com

No.10, Weiye Road, Innovation Park, Kunshan, Jiangsu, China 215300

中国·江苏·昆山市留学院创业园伟业路10号 邮编 215300

t(86-512)57355888 f(86-512)57370818 www.sgsgroup.com.cn

t(86-512)57355888 f(86-512)57370818 sgs.china@sgs.com



Compliance Certification Services (Kunshan) Inc.
EMC Laboratory

		size	offset	39750	40620	41490	
20MHz	QPSK	1	0	21.43	21.13	21.27	22
		1	50	21.69	21.46	21.73	22
		1	99	21	20.9	21.23	22
		50	0	20.42	20.63	20.84	21.5
		50	25	20.63	20.68	21.1	21.5
		50	50	20.27	20.45	20.83	21.5
		100	0	20.25	20.43	20.68	21.5
	16QAM	1	0	20.77	20.32	20.47	21.5
		1	50	20.59	20.76	20.81	21.5
		1	99	20.22	20.01	20.59	21.5
		50	0	19.45	19.44	19.92	20.5
		50	25	19.44	19.77	20.22	20.5
		50	50	19.34	19.31	20.09	20.5
		100	0	19.44	19.31	19.79	20.5

Table 11: Conducted Power Of LTE



Unless otherwise agreed in writing, this document is issued by the Company subject to its General Conditions of Service printed overleaf, available on request or accessible at <http://www.sgs.com/en/Terms-and-Conditions.aspx> and, for electronic format documents, subject to Terms and Conditions for Electronic Documents at <http://www.sgs.com/en/Terms-and-Conditions/Terms-e-Documents.aspx>. Attention is drawn to the limitation of liability, indemnification and jurisdiction issues defined therein. Any holder of this document is advised that information contained hereon reflects the Company's findings at the time of its intervention only and within the limits of Client's instructions, if any. The Company's sole responsibility is to its Client and this document does not exonerate parties to a transaction from exercising all their rights and obligations under the transaction documents. This document cannot be reproduced except in full, without prior written approval of the Company. Any unauthorized alteration, forgery or falsification of the content or appearance of this document is unlawful and offenders may be prosecuted to the fullest extent of the law. Unless otherwise stated the results shown in this test report refer only to the sample(s) tested and such sample(s) are retained for 30 days only.

Attention: To check the authenticity of testing / inspection report & certificate, please contact us at telephone: (86-755) 8307 1443, or email: CN.Doccheck@sgs.com

No.10, Weiye Road, Innovation Park, Kunshan, Jiangsu, China 215300

中国·江苏·昆山市留学生创业园伟业路10号 邮编 215300

t(86-512)57355888 f(86-512)57370818 www.sgsgroup.com.cn

t(86-512)57355888 f(86-512)57370818 sgs.china@sgs.com

8.1.3 Conducted Power Of Wi-Fi and BT

Mode	Channel	Frequency (MHz)	Data Rate (Mbps)	Average Power (dBm)	Tune up
802.11b	1	2412	1	11.55	12
	6	2437		11.28	12
	11	2462		11.32	12
802.11g	1	2412	6	9.95	10.5
	6	2437		9.95	10.5
	11	2462		9.92	10.5
802.11n HT20 SISO	1	2412	MCS0	10.12	10.5
	6	2437		9.83	10.5
	11	2462		10.1	10.5
802.11n HT40 SISO	3	2422	MCS0	9.95	10.5
	6	2437		9.99	10.5
	9	2452		9.85	10.5

5GHz	mode	Channel	Frequency (MHz)	Data Rate (Mbps)	Average Power (dBm)	Tune up
802.11a	U-NII-1	36	5180	6	10.04	10.5
		40	5200		9.85	10.5
		48	5240		9.19	10.5
	U-NII-2A	52	5260		8.95	9.5
		60	5300		8.33	9.5
		64	5320		8.16	9.5
	U-NII-2C	100	5500		8.21	9
		116	5580		7.98	9
		140	5700		6.02	7.5
	U-NII-3	149	5745		5.27	6
		157	5785		4.71	5.5
		165	5825		3.16	4.5

5GHz	mode	Channel	Frequency (MHz)	Data Rate (Mbps)	Average Power (dBm)	Tune up
802.11n-HT20	U-NII-1	36	5180	MCS0	9.3	10
		40	5200		8.91	10
		48	5240		8.19	10
	U-NII-2A	52	5260		7.88	8
		60	5300		7.27	8
		64	5320		7.16	8
	U-NII-2C	100	5500		7.01	7.5
		116	5580		6.98	7.5



Unless otherwise agreed in writing, this document is issued by the Company subject to its General Conditions of Service printed overleaf, available on request or accessible at <http://www.sgs.com/en/Terms-and-Conditions.aspx> and, for electronic format documents, subject to Terms and Conditions for Electronic Documents at <http://www.sgs.com/en/Terms-and-Conditions/Terms-e-Documents.aspx>. Attention is drawn to the limitation of liability, indemnification and jurisdiction issues defined therein. Any holder of this document is advised that information contained hereon reflects the Company's findings at the time of its intervention only and within the limits of Client's instructions, if any. The Company's sole responsibility is to its Client and this document does not exonerate parties to a transaction from exercising all their rights and obligations under the transaction documents. This document cannot be reproduced except in full, without prior written approval of the Company. Any unauthorized alteration, forgery or falsification of the content or appearance of this document is unlawful and offenders may be prosecuted to the fullest extent of the law. Unless otherwise stated the results shown in this test report refer only to the sample(s) tested and such sample(s) are retained for 30 days only.

Attention: To check the authenticity of testing / inspection report & certificate, please contact us at telephone: (86-755) 8307 1443, or email: CN.Doccheck@sgs.com

No.10, Weiye Road, Innovation Park, Kunshan, Jiangsu, China 215300

中国·江苏·昆山市留学院创业园伟业路10号 邮编 215300

t(86-512)57355888 f(86-512)57370818 www.sgsgroup.com.cn

t(86-512)57355888 f(86-512)57370818 sgs.china@sgs.com

		140	5700		5.39	6.5
		149	5745		4.46	5
	U-NII-3	157	5785		3.81	5
		165	5825		2.4	4
5GHz	mode	Channel	Frequency (MHz)	Data Rate (Mbps)	Average Power (dBm)	Tune up
802.11n-HT40	U-NII-1	38	5190	MCS0	9.3	10
		46	5230		8.91	9.5
	U-NII-2A	54	5270		8.19	9
		62	5310		7.88	8.5
	U-NII-2C	102	5510		7.27	8
		110	5550		7.16	8
		134	5670		7.01	8
	U-NII-3	151	5755		6.98	7.5
		159	5795		5.39	6
5GHz	mode	Channel	Frequency (MHz)	Data Rate (Mbps)	Average Power (dBm)	Tune up
802.11ac 20M	U-NII-1	36	5180	MCS0	9.23	9.5
		40	5200		8.98	9.5
		48	5240		8.35	9.5
	U-NII-2A	52	5260		7.88	8
		60	5300		7.39	8
		64	5320		7.07	8
	U-NII-2C	100	5500		7.09	8
		116	5580		6.97	8
		140	5700		5.27	7
	U-NII-3	149	5745		4.78	5
		157	5785		3.91	5
		165	5825		2.39	4
5GHz	mode	Channel	Frequency (MHz)	Data Rate (Mbps)	Average Power (dBm)	Tune up
802.11ac 40M	U-NII-1	38	5190	MCS0	9.75	10
		46	5230		9.17	10
	U-NII-2A	54	5270		8.49	9
		62	5310		7.4	8
	U-NII-2C	102	5510		6.65	8
		110	5550		7.45	8
		134	5670		6.34	7
	U-NII-3	151	5755		5.1	6.5
		159	5795		4.2	5



Unless otherwise agreed in writing, this document is issued by the Company subject to its General Conditions of Service printed overleaf, available on request or accessible at <http://www.sgs.com/en/Terms-and-Conditions.aspx> and, for electronic format documents, subject to Terms and Conditions for Electronic Documents at <http://www.sgs.com/en/Terms-and-Conditions/Terms-e-Documents.aspx>. Attention is drawn to the limitation of liability, indemnification and jurisdiction issues defined therein. Any holder of this document is advised that information contained hereon reflects the Company's findings at the time of its intervention only and within the limits of Client's instructions, if any. The Company's sole responsibility is to its Client and this document does not exonerate parties to a transaction from exercising all their rights and obligations under the transaction documents. This document cannot be reproduced except in full, without prior written approval of the Company. Any unauthorized alteration, forgery or falsification of the content or appearance of this document is unlawful and offenders may be prosecuted to the fullest extent of the law. Unless otherwise stated the results shown in this test report refer only to the sample(s) tested and such sample(s) are retained for 30 days only.

Attention: To check the authenticity of testing / inspection report and certificate, please contact us at telephone: (86-755) 8307 1443, or email: CN.Doccheck@sgs.com

No.10, Weiye Road, Innovation Park, Kunshan, Jiangsu, China 215300

中国·江苏·昆山市留学生创业园伟业路10号 邮编 215300

t(86-512)57355888 f(86-512)57370818 www.sgsgroup.com.cn

t(86-512)57355888 f(86-512)57370818 sgs.china@sgs.com

5GHz	mode	Channel	Frequency (MHz)	Data Rate (Mbps)	Average Power (dBm)	Tune up
802.11ac 80M	U-NII-1	42	5210	MCS0	9.39	10
	U-NII-2A	58	5290		8.33	9.5
	U-NII-2C	106	5530		8.1	9
	U-NII-3	155	5775		5.03	6

Table 12 : Conducted Power Of Wi-Fi

Note:

- a) Power must be measured at each transmit antenna port according to the DSSS and OFDM transmission configurations in each standalone and aggregated frequency band.
- b) Power measurement is required for the transmission mode configuration with the highest maximum output power specified for production units.
- 1) When the same highest maximum output power specification applies to multiple transmission modes, the largest channel bandwidth configuration with the lowest order modulation and lowest data rate is measured.
 - 2) When the same highest maximum output power is specified for multiple largest channel bandwidth configurations with the same lowest order modulation or lowest order modulation and lowest data rate, power measurement is required for all equivalent 802.11 configurations with the same maximum output power.
- c) For each transmission mode configuration, power must be measured for the highest and lowest channels; and at the mid-band channel(s) when there are at least 3 channels. For configurations with multiple mid-band channels, due to an even number of channels, both channels should be measured.



Unless otherwise agreed in writing, this document is issued by the Company subject to its General Conditions of Service printed overleaf, available on request or accessible at <http://www.sgs.com/en/Terms-and-Conditions.aspx> and, for electronic format documents, subject to Terms and Conditions for Electronic Documents at <http://www.sgs.com/en/Terms-and-Conditions/Terms-e-Documents.aspx>. Attention is drawn to the limitation of liability, indemnification and jurisdiction issues defined therein. Any holder of this document is advised that information contained hereon reflects the Company's findings at the time of its intervention only and within the limits of Client's instructions, if any. The Company's sole responsibility is to its Client and this document does not exonerate parties to a transaction from exercising all their rights and obligations under the transaction documents. This document cannot be reproduced except in full, without prior written approval of the Company. Any unauthorized alteration, forgery or falsification of the content or appearance of this document is unlawful and offenders may be prosecuted to the fullest extent of the law. Unless otherwise stated the results shown in this test report refer only to the sample(s) tested and such sample(s) are retained for 30 days only.

Attention: To check the authenticity of testing / inspection report & certificate, please contact us at telephone: (86-755) 8307 1443, or email: CN.Doccheck@sgs.com

No.10, Weiye Road, Innovation Park, Kunshan, Jiangsu, China 215300

中国·江苏·昆山市留学院创业园伟业路10号 邮编 215300

t(86-512)57355888 f(86-512)57370818 www.sgsgroup.com.cn

t(86-512)57355888 f(86-512)57370818 sgs.china@sgs.com

BT			Average Conducted Power(dBm)	Tune up (dBm)
Modulation	Channel	Frequency (MHz)		
GFSK	0	2402	8.15	8.5
	39	2441	6.46	8
	78	2480	6.07	8
$\pi/4$ DQPSK	0	2402	3.41	4
	39	2441	4.54	5
	78	2480	2.18	3
8DPSK	0	2402	3.82	4
	39	2441	4.84	5
	78	2480	2.45	4
BLE_1M			Average Conducted Power(dBm)	Tune up (dBm)
Modulation	Channel	Frequency (MHz)		
GFSK	0	2402	-0.83	0
	19	2440	0.08	1
	39	2480	-1.96	0

Table 13: Conducted Power Of BT



Unless otherwise agreed in writing, this document is issued by the Company subject to its General Conditions of Service printed overleaf, available on request or accessible at <http://www.sgs.com/en/Terms-and-Conditions.aspx> and, for electronic format documents, subject to Terms and Conditions for Electronic Documents at <http://www.sgs.com/en/Terms-and-Conditions/Terms-e-Document.aspx>. Attention is drawn to the limitation of liability, indemnification and jurisdiction issues defined therein. Any holder of this document is advised that information contained hereon reflects the Company's findings at the time of its intervention only and within the limits of Client's instructions, if any. The Company's sole responsibility is to its Client and this document does not exonerate parties to a transaction from exercising all their rights and obligations under the transaction documents. This document cannot be reproduced except in full, without prior written approval of the Company. Any unauthorized alteration, forgery or falsification of the content or appearance of this document is unlawful and offenders may be prosecuted to the fullest extent of the law. Unless otherwise stated the results shown in this test report refer only to the sample(s) tested and such sample(s) are retained for 30 days only.

Attention: To check the authenticity of testing / inspection report & certificate, please contact us at telephone: (86-755) 8307 1443, or email: CN.Doccheck@sgs.com

No.10, Weiye Road, Innovation Park, Kunshan, Jiangsu, China 215300

中国·江苏·昆山市留学生创业园伟业路10号 邮编 215300

t(86-512)57355888 f(86-512)57370818 www.sgsgroup.com.cn

t(86-512)57355888 f(86-512)57370818 sgs.china@sgs.com

8.2 Stand-alone SAR test evaluation

Unless specifically required by the published RF exposure KDB procedures, standalone 1-g head or body and 10-g extremity SAR evaluation for general population exposure conditions, by measurement or numerical simulation, is not required when the corresponding SAR Test Exclusion Threshold condition is satisfied. These test exclusion conditions are based on source-based time-averaged maximum conducted output power of the RF channel requiring evaluation, adjusted for tune-up tolerance, and the minimum test separation distance required for the exposure conditions.

Freq. Band	Frequency (GHz)	Position	Max Power		Test Separation (mm)	Calculate Value	Exclusion Threshold	Exclusion (Y/N)
			dBm	mW				
WCDMA Band II	1.91	Extremity	23	199.5	0	55.2	7.5	N
WCDMA Band IV	1.755	Extremity	23.5	223.9	0	59.3	7.5	N
WCDMA Band V	0.849	Extremity	24	251.2	0	46.3	7.5	N
LTE band 2	1.91	Extremity	23	199.5	0	55.2	7.5	N
LTE band 4	1.755	Extremity	23	199.5	0	52.9	7.5	N
LTE band 5	0.849	Extremity	23.5	223.9	0	41.3	7.5	N
LTE band 7	2.57	Extremity	22	158.5	0	50.8	7.5	N
LTE band 12	0.716	Extremity	23	199.5	0	33.8	7.5	N
LTE band 13	0.787	Extremity	23	199.5	0	35.4	7.5	N
LTE band 14	0.793	Extremity	23.5	223.9	0	39.9	7.5	N
LTE band 17	0.716	Extremity	23.5	223.9	0	37.9	7.5	N
LTE Band 25	1.915	Extremity	23	199.5	0	55.2	7.5	N
LTE Band 26	0.849	Extremity	23.5	223.9	0	41.3	7.5	N
LTE Band 41	2.69	Extremity	22	158.5	0	52	7.5	N
Wi-Fi 2.4GHz	2.462	Extremity	12	15.8	0	5	7.5	Y
Wi-Fi 5GHz	5.85	Extremity	10.5	11.2	0	5.4	7.5	Y
Bluetooth	2.48	Extremity	8.5	7.1	0	2.2	7.5	Y

Freq. Band	Frequency (GHz)	Position	Max Power		Test Separation (mm)	Calculate Value	Exclusion Threshold	Exclusion (Y/N)
			dBm	mW				
WCDMA Band II	1.91	Extremity	23	199.5	10	27.6	3.5	N
WCDMA Band IV	1.755	Extremity	23.5	223.9	10	29.7	3.5	N
WCDMA Band V	0.849	Extremity	24	251.2	10	23.1	3.5	N
LTE band 2	1.91	Extremity	23	199.5	10	27.6	3.5	N
LTE band 4	1.755	Extremity	23	199.5	10	26.4	3.5	N
LTE band 5	0.849	Extremity	23.5	223.9	10	20.6	3.5	N
LTE band 7	2.57	Extremity	22	158.5	10	25.4	3.5	N
LTE band 12	0.716	Extremity	23	199.5	10	16.9	3.5	N
LTE band 13	0.787	Extremity	23	199.5	10	17.7	3.5	N
LTE band 14	0.793	Extremity	23.5	223.9	10	19.9	3.5	N
LTE band 17	0.716	Extremity	23.5	223.9	10	18.9	3.5	N
LTE Band 25	1.915	Extremity	23	199.5	10	27.6	3.5	N
LTE Band 26	0.849	Extremity	23.5	223.9	10	20.6	3.5	N
LTE Band 41	2.69	Extremity	22	158.5	10	26.0	3.5	N
Wi-Fi 2.4GHz	2.462	Extremity	12	15.8	10	2.5	3.5	Y



Unless otherwise agreed in writing, this document is issued by the Company subject to its General Conditions of Service printed overleaf, available on request or accessible at <http://www.sgs.com/en/Terms-and-Conditions.aspx> and, for electronic format documents, subject to Terms and Conditions for Electronic Documents at <http://www.sgs.com/en/Terms-and-Conditions/Terms-e-Documents.aspx>. Attention is drawn to the limitation of liability, indemnification and jurisdiction issues defined therein. Any holder of this document is advised that information contained hereon reflects the Company's findings at the time of its intervention only and within the limits of Client's instructions, if any. The Company's sole responsibility is to its Client and this document does not exonerate parties to a transaction from exercising all their rights and obligations under the transaction documents. This document cannot be reproduced except in full, without prior written approval of the Company. Any unauthorized alteration, forgery or falsification of the content or appearance of this document is unlawful and offenders may be prosecuted to the fullest extent of the law. Unless otherwise stated the results shown in this test report refer only to the sample(s) tested and such sample(s) are retained for 30 days only.

Attention: To check the authenticity of testing / inspection report & certificate, please contact us at telephone: (86-755) 8307 1443, or email: CN.Doccheck@sgs.com

No.10, Weiye Road, Innovation Park, Kunshan, Jiangsu, China 215300

中国·江苏·昆山市留学院创业园伟业路10号 邮编 215300

t(86-512)57355888 f(86-512)57370818 www.sgsgroup.com.cn

t(86-512)57355888 f(86-512)57370818 sgs.china@sgs.com



Wi-Fi 5GHz	5.85	Extremity	10.5	11.2	10	2.7	3.5	Y
Bluetooth	2.48	Extremity	8.5	7.1	10	1.1	3.5	Y

The 1-g and 10-g SAR test exclusion thresholds for 100 MHz to 6 GHz at test separation distances ≤ 50 mm are determined by:

$[(\text{max. power of channel, including tune-up tolerance, mW})/(\text{min. test separation distance, mm})] \cdot [\sqrt{f(\text{GHz})}] \leq 3.0$ for 1-g SAR and ≤ 7.5 for 10-g extremity SAR, where

- $f(\text{GHz})$ is the RF channel transmit frequency in GHz
- Power and distance are rounded to the nearest mW and mm before calculation
- The result is rounded to one decimal place for comparison

The test exclusions are applicable only when the minimum test separation distance is ≤ 50 mm and for transmission frequencies between 100 MHz and 6 GHz. When the minimum test separation distance is < 5 mm, a distance of 5 mm is applied to determine SAR test exclusion.

Note:

The customer requires testing Wi-Fi 2.4GHz and Wi-Fi 5GHz.



Unless otherwise agreed in writing, this document is issued by the Company subject to its General Conditions of Service printed overleaf, available on request or accessible at <http://www.sgs.com/en/Terms-and-Conditions.aspx> and, for electronic format documents, subject to Terms and Conditions for Electronic Documents at <http://www.sgs.com/en/Terms-and-Conditions/Terms-e-Documents.aspx>. Attention is drawn to the limitation of liability, indemnification and jurisdiction issues defined therein. Any holder of this document is advised that information contained hereon reflects the Company's findings at the time of its intervention only and within the limits of Client's instructions, if any. The Company's sole responsibility is to its Client and this document does not exonerate parties to a transaction from exercising all their rights and obligations under the transaction documents. This document cannot be reproduced except in full, without prior written approval of the Company. Any unauthorized alteration, forgery or falsification of the content or appearance of this document is unlawful and offenders may be prosecuted to the fullest extent of the law. Unless otherwise stated the results shown in this test report refer only to the sample(s) tested and such sample(s) are retained for 30 days only.

Attention: To check the authenticity of testing / inspection report & certificate, please contact us at telephone: (86-755) 8307 1443, or email: CN.Doccheck@sgs.com

No.10, Weiye Road, Innovation Park, Kunshan, Jiangsu, China 215300

中国·江苏·昆山市留学生创业园伟业路10号 邮编 215300

t(86-512)57355888 f(86-512)57370818 www.sgsgroup.com.cn

t(86-512)57355888 f(86-512)57370818 sgs.china@sgs.com

8.3 Measurement of SAR Data

8.3.1 SAR Result Of WCDMA Band II

Test position	Test mode	Test Ch./Freq.	Duty Cycle	SAR (W/kg) 1-g	SAR (W/kg) 10-g	Power Drift (dB)	Conducted Power (dBm)	Tune up Limit (dBm)	Scaled factor	Scaled SAR (W/kg) 10-g	Liquid Temp	SAR limit (W/kg)
Extremity Test data(Separate 0mm)												
Front side	RMC	9538/1907.6	1:1	3.12	1.39	0.04	22.43	23	1.140	1.585	22.3	4.0
Back side	RMC	9538/1907.6	1:1	6.73	2.79	-0.14	22.43	23	1.140	3.181	22.3	4.0
Left side	RMC	9538/1907.6	1:1	0.417	0.189	0.01	22.43	23	1.140	0.216	22.3	4.0
Right side	RMC	9538/1907.6	1:1	0.32	0.157	-0.16	22.43	23	1.140	0.179	22.3	4.0
Bottom side	RMC	9538/1907.6	1:1	3.92	1.68	0.17	22.43	23	1.140	1.916	22.3	4.0
Back side	RMC	9262/1852.4	1:1	5.57	2.31	0.02	22.31	23	1.172	2.708	22.3	4.0
Back side	RMC	9400/1880	1:1	6.51	2.72	-0.02	22.31	23	1.172	3.188	22.3	4.0
Back side-repeat	RMC	9400/1880	1:1	6.32	2.63	0.06	22.31	23	1.172	3.083	22.3	4.0

Test position	Test mode	Test Ch./Freq.	Duty Cycle	SAR (W/kg) 1-g	SAR (W/kg) 10-g	Power Drift (dB)	Conducted Power (dBm)	Tune up Limit (dBm)	Scaled factor	Scaled SAR (W/kg) 1-g	Liquid Temp	SAR limit (W/kg)
Body Test data(Separate 10mm)												
Front side	RMC	9538/1907.6	1:1	0.477	0.260	0.02	22.43	23	1.14	0.544	22.3	2.0
Back side	RMC	9538/1907.6	1:1	1.030	0.522	0.05	22.43	23	1.14	1.174	22.3	2.0
Left side	RMC	9538/1907.6	1:1	0.064	0.035	0.03	22.43	23	1.14	0.073	22.3	2.0
Right side	RMC	9538/1907.6	1:1	0.049	0.029	-0.08	22.43	23	1.14	0.056	22.3	2.0
Bottom side	RMC	9538/1907.6	1:1	0.600	0.314	0.15	22.43	23	1.14	0.684	22.3	2.0
Back side	RMC	9262/1852.4	1:1	0.853	0.433	0.11	22.31	23	1.172	1.000	22.3	2.0
Back side	RMC	9400/1880	1:1	0.997	0.509	0.09	22.31	23	1.172	1.168	22.3	2.0
Back side-repeat	RMC	9400/1880	1:1	0.968	0.492	-0.04	22.31	23	1.172	1.134	22.3	2.0

Note:

- 1) The maximum Scaled SAR value is marked in bold. Graph Results refer to Appendix B



Unless otherwise agreed in writing, this document is issued by the Company subject to its General Conditions of Service printed overleaf, available on request or accessible at <http://www.sgs.com/en/Terms-and-Conditions.aspx> and, for electronic format documents, subject to Terms and Conditions for Electronic Documents at <http://www.sgs.com/en/Terms-and-Conditions/Terms-e-Documents.aspx>. Attention is drawn to the limitation of liability, indemnification and jurisdiction issues defined therein. Any holder of this document is advised that information contained hereon reflects the Company's findings at the time of its intervention only and within the limits of Client's instructions, if any. The Company's sole responsibility is to its Client and this document does not exonerate parties to a transaction from exercising all their rights and obligations under the transaction documents. This document cannot be reproduced except in full, without prior written approval of the Company. Any unauthorized alteration, forgery or falsification of the content or appearance of this document is unlawful and offenders may be prosecuted to the fullest extent of the law. Unless otherwise stated the results shown in this test report refer only to the sample(s) tested and such sample(s) are retained for 30 days only.

Attention: To check the authenticity of testing /inspection report & certificate, please contact us at telephone: (86-755) 8307 1443, or email: CN.Doccheck@sgs.com

No.10, Weiye Road, Innovation Park, Kunshan, Jiangsu, China 215300

中国·江苏·昆山市留学生创业园伟业路10号 邮编 215300

t(86-512)57355888 f(86-512)57370818 www.sgsgroup.com.cn

t(86-512)57355888 f(86-512)57370818 sgs.china@sgs.com

8.3.2 SAR Result Of WCDMA Band IV

Test position	Test mode	Test Ch./Freq.	Duty Cycle	SAR (W/kg) 1-g	SAR (W/kg) 10-g	Power Drift (dB)	Conducted Power (dBm)	Tune up Limit (dBm)	Scaled factor	Scaled SAR (W/kg) 10-g	Liquid Temp	SAR limit (W/kg)
Extremity Test data(Separate 0mm)												
Front side	RMC	1513/1752.6	1:1	2.91	1.35	0.05	23.23	23.5	1.064	1.437	22.2	4.0
Back side	RMC	1513/1752.6	1:1	6.06	2.57	0.02	23.23	23.5	1.064	2.735	22.2	4.0
Left side	RMC	1513/1752.6	1:1	0.045	0.023	-0.16	23.23	23.5	1.064	0.024	22.2	4.0
Right side	RMC	1513/1752.6	1:1	0.038	0.016	0.04	23.23	23.5	1.064	0.017	22.2	4.0
Top side	RMC	1513/1752.6	1:1	0	0	0	23.23	23.5	1.064	0.000	22.2	4.0
Bottom side	RMC	1513/1752.6	1:1	3.45	1.66	-0.18	23.23	23.5	1.064	1.766	22.2	4.0
Back side	RMC	1312/1712.4	1:1	5.51	2.36	0.02	23.1	23.5	1.096	2.588	22.2	4.0
Back side	RMC	1412/1732.4	1:1	6.22	2.64	0.03	22.97	23.5	1.130	2.983	22.2	4.0
Back side-repeat	RMC	1412/1732.4	1:1	5.85	2.52	0.09	22.97	23.5	1.130	2.847	22.2	4.0

Test position	Test mode	Test Ch./Freq.	Duty Cycle	SAR (W/kg) 1-g	SAR (W/kg) 10-g	Power Drift (dB)	Conducted Power (dBm)	Tune up Limit (dBm)	Scaled factor	Scaled SAR (W/kg) 1-g	Liquid Temp	SAR limit (W/kg)
Body Test data(Separate 10mm)												
Front side	RMC	1513/1752.6	1:1	0.445	0.253	0.02	23.23	23.5	1.064	0.474	22.2	2.0
Back side	RMC	1513/1752.6	1:1	0.928	0.481	-0.07	23.23	23.5	1.064	0.987	22.2	2.0
Left side	RMC	1513/1752.6	1:1	0.007	0.004	0.06	23.23	23.5	1.064	0.007	22.2	2.0
Right side	RMC	1513/1752.6	1:1	0.005	0.003	-0.15	23.23	23.5	1.064	0.006	22.2	2.0
Top side	RMC	1513/1752.6	1:1	0.000	-0.001	0.14	23.23	23.5	1.064	0.000	22.2	2.0
Bottom side	RMC	1513/1752.6	1:1	0.528	0.311	0.13	23.23	23.5	1.064	0.562	22.2	2.0
Back side	RMC	1312/1712.4	1:1	0.844	0.441	0.05	23.1	23.5	1.096	0.925	22.2	2.0
Back side	RMC	1412/1732.4	1:1	0.952	0.494	-0.09	22.97	23.5	1.13	1.076	22.2	2.0
Back side-repeat	RMC	1412/1732.4	1:1	0.896	0.472	-0.11	22.97	23.5	1.13	1.012	22.2	2.0

Note:

- 1) The maximum Scaled SAR value is marked in bold. Graph Results refer to Appendix B



Unless otherwise agreed in writing, this document is issued by the Company subject to its General Conditions of Service printed overleaf, available on request or accessible at <http://www.sgs.com/en/Terms-and-Conditions.aspx> and, for electronic format documents, subject to Terms and Conditions for Electronic Documents at <http://www.sgs.com/en/Terms-and-Conditions/Terms-e-Documents.aspx>. Attention is drawn to the limitation of liability, indemnification and jurisdiction issues defined therein. Any holder of this document is advised that information contained hereon reflects the Company's findings at the time of its intervention only and within the limits of Client's instructions, if any. The Company's sole responsibility is to its Client and this document does not exonerate parties to a transaction from exercising all their rights and obligations under the transaction documents. This document cannot be reproduced except in full, without prior written approval of the Company. Any unauthorized alteration, forgery or falsification of the content or appearance of this document is unlawful and offenders may be prosecuted to the fullest extent of the law. Unless otherwise stated the results shown in this test report refer only to the sample(s) tested and such sample(s) are retained for 30 days only.
Attention: To check the authenticity of testing / inspection report & certificate, please contact us at telephone: (86-755) 8307 1443, or email: CN.Doccheck@sgs.com
 No.10, Weiye Road, Innovation Park, Kunshan, Jiangsu, China 215300
 中国·江苏·昆山市留学院创业园伟业路10号 邮编 215300
 t(86-512)57355888 f(86-512)57370818 www.sgsgroup.com.cn
 t(86-512)57355888 f(86-512)57370818 sgs.china@sgs.com

8.3.3 SAR Result Of WCDMA Band V

Test position	Test mode	Test Ch./Freq.	Duty Cycle	SAR (W/kg) 1-g	SAR (W/kg) 10-g	Power Drift (dB)	Conducted Power (dBm)	Tune up Limit (dBm)	Scaled factor	Scaled SAR (W/kg) 10-g	Liquid Temp	SAR limit (W/kg)
Extremity Test data(Separate 0mm)												
Front side	RMC	4132/826.4	1:1	0.51	0.22	0.03	23.53	24	1.114	0.245	22.1	4.0
Back side	RMC	4132/826.4	1:1	1.04	0.601	0.09	23.53	24	1.114	0.670	22.1	4.0
Left side	RMC	4132/826.4	1:1	0.086	0.04	-0.13	23.53	24	1.114	0.045	22.1	4.0
Right side	RMC	4132/826.4	1:1	0.065	0.029	0.08	23.53	24	1.114	0.032	22.1	4.0
Bottom side	RMC	4132/826.4	1:1	0.68	0.31	-0.16	23.53	24	1.114	0.345	22.1	4.0
Back side	RMC	4182/836.4	1:1	1.07	0.633	0.05	22.46	24	1.426	0.902	22.1	4.0
Back side	RMC	4233/846.6	1:1	1.08	0.639	-0.04	22.45	24	1.429	0.913	22.1	4.0

Test position	Test mode	Test Ch./Freq.	Duty Cycle	SAR (W/kg) 1-g	SAR (W/kg) 10-g	Power Drift (dB)	Conducted Power (dBm)	Tune up Limit (dBm)	Scaled factor	Scaled SAR (W/kg) 1-g	Liquid Temp	SAR limit (W/kg)
Body Test data(Separate 10mm)												
Front side	RMC	4132/826.4	1:1	0.078	0.041	0.12	23.53	24	1.114	0.087	22.1	2.0
Back side	RMC	4132/826.4	1:1	0.159	0.113	0.08	23.53	24	1.114	0.177	22.1	2.0
Left side	RMC	4132/826.4	1:1	0.013	0.007	0.06	23.53	24	1.114	0.014	22.1	2.0
Right side	RMC	4132/826.4	1:1	0.010	0.005	-0.01	23.53	24	1.114	0.011	22.1	2.0
Bottom side	RMC	4132/826.4	1:1	0.104	0.058	-0.16	23.53	24	1.114	0.116	22.1	2.0
Back side	RMC	4182/836.4	1:1	0.163	0.118	0.03	22.46	24	1.426	0.233	22.1	2.0
Back side	RMC	4233/846.6	1:1	0.165	0.119	0.17	22.45	24	1.429	0.236	22.1	2.0

Note:

- 1) The maximum Scaled SAR value is marked in bold. Graph Results refer to Appendix B



Unless otherwise agreed in writing, this document is issued by the Company subject to its General Conditions of Service printed overleaf, available on request or accessible at <http://www.sgs.com/en/Terms-and-Conditions.aspx> and, for electronic format documents, subject to Terms and Conditions for Electronic Documents at <http://www.sgs.com/en/Terms-and-Conditions/Terms-e-Document.aspx>. Attention is drawn to the limitation of liability, indemnification and jurisdiction issues defined therein. Any holder of this document is advised that information contained hereon reflects the Company's findings at the time of its intervention only and within the limits of Client's instructions, if any. The Company's sole responsibility is to its Client and this document does not exonerate parties to a transaction from exercising all their rights and obligations under the transaction documents. This document cannot be reproduced except in full, without prior written approval of the Company. Any unauthorized alteration, forgery or falsification of the content or appearance of this document is unlawful and offenders may be prosecuted to the fullest extent of the law. Unless otherwise stated the results shown in this test report refer only to the sample(s) tested and such sample(s) are retained for 30 days only.

Attention: To check the authenticity of testing / inspection report & certificate, please contact us at telephone: (86-755) 8307 1443, or email: CN.Doccheck@sgs.com

No.10, Weiye Road, Innovation Park, Kunshan, Jiangsu, China 215300

中国·江苏·昆山市留学院创业园伟业路10号 邮编 215300

t(86-512)57355888 f(86-512)57370818 www.sgsgroup.com.cn

t(86-512)57355888 f(86-512)57370818 sgs.china@sgs.com

8.3.4 SAR Result Of LTE Band 2

Test position	Test mode	Test Ch./Freq	Duty Cycle	SAR (W/kg) 1-g	SAR (W/kg) 10-g	Power Drift (dB)	Conducted power (dBm)	Tune up Limit (dBm)	Scaled factor	Scaled SAR (W/kg) 10-g	Liquid Temp.	SAR limit (W/kg)
Extremity Test data(Separate 0mm)												
Front side	20M_QPSK 1RB_0	18900/1880	1:1	2.97	1.23	0.04	22.46	23	1.132	1.393	22.3	4.0
Front side	20M_QPSK 50RB_0	18900/1880	1:1	2.12	0.88	0.02	21.22	21.5	1.067	0.939	22.3	4.0
Back side	20M_QPSK 1RB_0	18900/1880	1:1	6.01	2.57	0.05	22.46	23	1.132	2.910	22.3	4.0
Back side	20M_QPSK 50RB_0	18900/1880	1:1	4.86	2.02	0.03	21.22	21.5	1.067	2.155	22.3	4.0
Left side	20M_QPSK 1RB_0	18900/1880	1:1	0.52	0.271	-0.17	22.46	23	1.132	0.307	22.3	4.0
Left side	20M_QPSK 50RB_0	18900/1880	1:1	0.392	0.188	0.03	21.22	21.5	1.067	0.201	22.3	4.0
Right side	20M_QPSK 1RB_0	18900/1880	1:1	0.32	0.16	-0.18	22.46	23	1.132	0.181	22.3	4.0
Right side	20M_QPSK 50RB_0	18900/1880	1:1	0.2	0.1	0.09	21.22	21.5	1.067	0.107	22.3	4.0
Bottom side	20M_QPSK 1RB_0	18900/1880	1:1	3.55	1.71	0.04	22.46	23	1.132	1.936	22.3	4.0
Bottom side	20M_QPSK 50RB_0	18900/1880	1:1	2.89	1.41	-0.17	21.22	21.5	1.067	1.504	22.3	4.0
Back side	20M_QPSK 1RB_0	18700/1860	1:1	5.67	2.4	0.08	22.16	23	1.213	2.912	22.3	4.0
Back side	20M_QPSK 1RB_0	19100/1900	1:1	6.75	2.85	0.05	22.04	23	1.247	3.555	22.3	4.0
Back side-repeat	20M_QPSK 1RB_0	19100/1900	1:1	6.43	2.69	0.01	22.04	23	1.247	3.355	22.3	4.0
Back side	20M_QPSK 100RB_0	18900/1880	1:1	4.79	1.99	0.06	21.11	21.5	1.094	2.177	22.3	4.0

Test position	Test mode	Test Ch./Freq.	Duty Cycle	SAR (W/kg) 1-g	SAR (W/kg) 10-g	Power Drift (dB)	Conducted power (dBm)	Tune up Limit (dBm)	Scaled factor	Scaled SAR (W/kg) 1-g	Liquid Temp.	SAR limit (W/kg)
Body Test data(Separate 10mm)												
Front side	20M_QPSK 1RB_0	18900/1880	1:1	0.455	0.230	0.02	22.46	23	1.132	0.515	22.3	2.0
Back side	20M_QPSK 1RB_0	18900/1880	1:1	0.920	0.481	0.06	22.46	23	1.132	1.042	22.3	2.0
Back side	20M_QPSK 50RB_0	18900/1880	1:1	0.744	0.378	0.04	21.22	21.5	1.067	0.794	22.3	2.0
Left side	20M_QPSK 1RB_0	18900/1880	1:1	0.079	0.050	0	22.46	23	1.132	0.090	22.3	2.0
Right side	20M_QPSK 1RB_0	18900/1880	1:1	0.049	0.030	-0.13	22.46	23	1.132	0.055	22.3	2.0
Bottom side	20M_QPSK 1RB_0	18900/1880	1:1	0.544	0.320	-0.05	22.46	23	1.132	0.615	22.3	2.0
Back side	20M_QPSK 1RB_0	18700/1860	1:1	0.868	0.449	0.04	22.16	23	1.213	1.053	22.3	2.0
Back side	20M_QPSK 1RB_0	19100/1900	1:1	0.947	0.504	-0.06	22.04	23	1.247	1.181	22.3	2.0
Back side-repeat	20M_QPSK 1RB_0	19100/1900	1:1	0.944	0.503	-0.13	22.04	23	1.247	1.177	22.3	2.0

Note:

- 1) The maximum Scaled SAR value is marked in bold. Graph results refer to Appendix B



Unless otherwise agreed in writing, this document is issued by the Company subject to its General Conditions of Service printed overleaf, available on request or accessible at <http://www.sgs.com/en/Terms-and-Conditions.aspx> and, for electronic format documents, subject to Terms and Conditions for Electronic Documents at <http://www.sgs.com/en/Terms-and-Conditions/Terms-e-Documents.aspx>. Attention is drawn to the limitation of liability, indemnification and jurisdiction issues defined therein. Any holder of this document is advised that information contained hereon reflects the Company's findings at the time of its intervention only and within the limits of Client's instructions, if any. The Company's sole responsibility is to its Client and this document does not exonerate parties to a transaction from exercising all their rights and obligations under the transaction documents. This document cannot be reproduced except in full, without prior written approval of the Company. Any unauthorized alteration, forgery or falsification of the content or appearance of this document is unlawful and offenders may be prosecuted to the fullest extent of the law. Unless otherwise stated the results shown in this test report refer only to the sample(s) tested and such sample(s) are retained for 30 days only.

Attention: To check the authenticity of testing / inspection report and certificate, please contact us at telephone: (86-755) 8307 1443, or email: CN.Doccheck@sgs.com

No.10, Weiye Road, Innovation Park, Kunshan, Jiangsu, China 215300
中国·江苏·昆山市留学院创业园伟业路10号 邮编 215300

t(86-512)57355888 f(86-512)57370818 www.sgsgroup.com.cn
t(86-512)57355888 f(86-512)57370818 sgs.china@sgs.com

8.3.5 SAR Result Of LTE Band 4

Test position	Test mode	Test Ch./Freq.	Duty Cycle	SAR (W/kg) 1-g	SAR (W/kg) 10-g	Power Drift (dB)	Conducted power (dBm)	Tune up Limit (dBm)	Scaled factor	Scaled SAR (W/kg) 10-g	Liquid Temp.	SAR limit (W/kg)
Extremity Test data(Separate 0mm)												
Front side	20M_QPSK 1RB_50	20050/1720	1:1	2.91	1.23	0.03	22.54	23	1.112	1.367	22.2	4.0
Front side	20M_QPSK 50RB_0	20050/1720	1:1	2.45	1.02	-0.17	21.61	22	1.094	1.116	22.2	4.0
Back side	20M_QPSK 1RB_50	20050/1720	1:1	5.64	2.58	0.07	22.54	23	1.112	2.868	22.2	4.0
Back side	20M_QPSK 50RB_0	20050/1720	1:1	5.02	2.12	0.09	21.61	22	1.094	2.319	22.2	4.0
Left side	20M_QPSK 1RB_50	20050/1720	1:1	0.47	0.22	0.03	22.54	23	1.112	0.245	22.2	4.0
Left side	20M_QPSK 50RB_0	20050/1720	1:1	0.32	0.15	0.02	21.61	22	1.094	0.164	22.2	4.0
Right side	20M_QPSK 1RB_50	20050/1720	1:1	0.31	0.144	-0.18	22.54	23	1.112	0.160	22.2	4.0
Right side	20M_QPSK 50RB_0	20050/1720	1:1	0.25	0.121	0.03	21.61	22	1.094	0.132	22.2	4.0
Bottom side	20M_QPSK 1RB_50	20050/1720	1:1	3.72	1.69	-0.18	22.54	23	1.112	1.879	22.2	4.0
Bottom side	20M_QPSK 50RB_0	20050/1720	1:1	3.22	1.47	0.01	21.61	22	1.094	1.608	22.2	4.0
Back side	20M_QPSK 1RB_50	20300/1745	1:1	5.7	2.57	0.02	22.36	23	1.159	2.978	22.2	4.0
Back side-repeat	20M_QPSK 1RB_50	20300/1745	1:1	5.45	2.44	0.06	22.36	23	1.159	2.827	22.2	4.0
Back side	20M_QPSK 1RB_50	20175/1732.5	1:1	5.6	2.54	0.06	22.54	23	1.112	2.824	22.2	4.0
Back side	20M_QPSK 100RB_0	20050/1720	1:1	4.99	2.09	0.09	21.55	22	1.109	2.318	22.2	4.0

Test position	Test mode	Test Ch./Freq.	Duty Cycle	SAR (W/kg) 1-g	SAR (W/kg) 10-g	Power Drift (dB)	Conducted power (dBm)	Tune up Limit (dBm)	Scaled factor	Scaled SAR (W/kg) 1-g	Liquid Temp.	SAR limit (W/kg)
Body Test data(Separate 10mm)												
Front side	20M_QPSK 1RB_50	20050/1720	1:1	0.446	0.230	-0.05	22.54	23	1.112	0.495	22.2	2.0
Back side	20M_QPSK 1RB_50	20050/1720	1:1	0.863	0.483	-0.12	22.54	23	1.112	0.960	22.2	2.0
Back side	20M_QPSK 50RB_0	20050/1720	1:1	0.769	0.397	0.08	21.61	22	1.094	0.841	22.2	2.0
Left side	20M_QPSK 1RB_50	20050/1720	1:1	0.072	0.041	0.06	22.54	23	1.112	0.080	22.2	2.0
Right side	20M_QPSK 1RB_50	20050/1720	1:1	0.047	0.026	-0.09	22.54	23	1.112	0.053	22.2	2.0
Bottom side	20M_QPSK 1RB_50	20050/1720	1:1	0.569	0.316	0.04	22.54	23	1.112	0.633	22.2	2.0
Back side	20M_QPSK 1RB_50	20300/1745	1:1	0.873	0.481	0.01	22.36	23	1.159	1.012	22.2	2.0
Back side-repeat	20M_QPSK 1RB_50	20300/1745	1:1	0.834	0.457	0.03	22.36	23	1.159	0.967	22.2	2.0
Back side	20M_QPSK 1RB_50	20175/1732.5	1:1	0.857	0.475	0	22.54	23	1.112	0.953	22.2	2.0

Note:

- 1) The maximum Scaled SAR value is marked in bold. Graph results refer to Appendix B



Unless otherwise agreed in writing, this document is issued by the Company subject to its General Conditions of Service printed overleaf, available on request or accessible at <http://www.sgs.com/en/Terms-and-Conditions.aspx> and, for electronic format documents, subject to Terms and Conditions for Electronic Documents at <http://www.sgs.com/en/Terms-and-Conditions/Terms-e-Documents.aspx>. Attention is drawn to the limitation of liability, indemnification and jurisdiction issues defined therein. Any holder of this document is advised that information contained hereon reflects the Company's findings at the time of its intervention only and within the limits of Client's instructions, if any. The Company's sole responsibility is to its Client and this document does not exonerate parties to a transaction from exercising all their rights and obligations under the transaction documents. This document cannot be reproduced except in full, without prior written approval of the Company. Any unauthorized alteration, forgery or falsification of the content or appearance of this document is unlawful and offenders may be prosecuted to the fullest extent of the law. Unless otherwise stated the results shown in this test report refer only to the sample(s) tested and such sample(s) are retained for 30 days only.

Attention: To check the authenticity of testing / inspection report & certificate, please contact us at telephone: (86-755) 8307 1443, or email: CN.Doccheck@sgs.com

No.10, Weiye Road, Innovation Park, Kunshan, Jiangsu, China 215300
中国·江苏·昆山市留学院创业园伟业路10号 邮编 215300

t(86-512)57355888 f(86-512)57370818 www.sgsgroup.com.cn
t(86-512)57355888 f(86-512)57370818 sgs.china@sgs.com



8.3.6 SAR Result Of LTE Band 5

Test position	Test mode	Test Ch./Freq.	Duty Cycle	SAR (W/kg) 1-g	SAR (W/kg) 10-g	Power Drift (dB)	Conducted power (dBm)	Tune up Limit (dBm)	Scaled factor	Scaled SAR (W/kg) 10-g	Liquid Temp.	SAR limit (W/kg)
Extremity Test data(Separate 0mm)												
Front side	10M_QPSK 1RB_49	20600/844	1:1	0.92	0.45	0.02	23.01	23.5	1.119	0.504	22.1	4.0
Front side	10M_QPSK 25RB_0	20600/844	1:1	0.71	0.34	-0.17	21.97	22.5	1.130	0.384	22.1	4.0
Back side	10M_QPSK 1RB_49	20600/844	1:1	1.69	1.04	0.02	23.01	23.5	1.119	1.164	22.1	4.0
Back side	10M_QPSK 25RB_0	20600/844	1:1	1.31	0.77	0.04	21.97	22.5	1.130	0.870	22.1	4.0
Left side	10M_QPSK 1RB_49	20600/844	1:1	0.23	0.11	0.01	23.01	23.5	1.119	0.123	22.1	4.0
Left side	10M_QPSK 25RB_0	20600/844	1:1	0.15	0.07	-0.17	21.97	22.5	1.130	0.079	22.1	4.0
Right side	10M_QPSK 1RB_49	20600/844	1:1	0.17	0.08	0.03	23.01	23.5	1.119	0.090	22.1	4.0
Right side	10M_QPSK 25RB_0	20600/844	1:1	0.11	0.05	-0.19	21.97	22.5	1.130	0.056	22.1	4.0
Bottom side	10M_QPSK 1RB_49	20600/844	1:1	1.22	0.58	0.02	23.01	23.5	1.119	0.649	22.1	4.0
Bottom side	10M_QPSK 25RB_0	20600/844	1:1	0.93	0.44	0.07	21.97	22.5	1.130	0.497	22.1	4.0
Back side	10M_QPSK 1RB_49	20450/829	1:1	1.5	0.916	0.02	22.7	23.5	1.202	1.101	22.1	4.0
Back side	10M_QPSK 1RB_49	20525/836.5	1:1	1.64	1.01	0.02	22.9	23.5	1.148	1.160	22.1	4.0

Test position	Test mode	Test Ch./Freq.	Duty Cycle	SAR (W/kg) 1-g	SAR (W/kg) 10-g	Power Drift (dB)	Conducted power (dBm)	Tune up Limit (dBm)	Scaled factor	Scaled SAR (W/kg) 1-g	Liquid Temp.	SAR limit (W/kg)
Body Test data(Separate 10mm)												
Front side	10M_QPSK 1RB_49	20600/844	1:1	0.141	0.084	0.09	23.01	23.5	1.119	0.158	22.1	2.0
Back side	10M_QPSK 1RB_49	20600/844	1:1	0.259	0.194	0.12	23.01	23.5	1.119	0.289	22.1	2.0
Left side	10M_QPSK 1RB_49	20600/844	1:1	0.035	0.021	-0.1	23.01	23.5	1.119	0.039	22.1	2.0
Right side	10M_QPSK 1RB_49	20600/844	1:1	0.026	0.015	0.02	23.01	23.5	1.119	0.029	22.1	2.0
Bottom side	10M_QPSK 1RB_49	20600/844	1:1	0.187	0.109	0.06	23.01	23.5	1.119	0.209	22.1	2.0
Back side	10M_QPSK 1RB_49	20450/829	1:1	0.229	0.171	-0.16	22.7	23.5	1.202	0.276	22.1	2.0
Back side	10M_QPSK 1RB_49	20525/836.5	1:1	0.251	0.189	-0.12	22.9	23.5	1.148	0.288	22.1	2.0

Note:

- 1) The maximum Scaled SAR value is marked in bold. Graph results refer to Appendix B



Unless otherwise agreed in writing, this document is issued by the Company subject to its General Conditions of Service printed overleaf, available on request or accessible at <http://www.sgs.com/en/Terms-and-Conditions.aspx> and, for electronic format documents, subject to Terms and Conditions for Electronic Documents at <http://www.sgs.com/en/Terms-and-Conditions/Terms-e-Documents.aspx>. Attention is drawn to the limitation of liability, indemnification and jurisdiction issues defined therein. Any holder of this document is advised that information contained hereon reflects the Company's findings at the time of its intervention only and within the limits of Client's instructions, if any. The Company's sole responsibility is to its Client and this document does not exonerate parties to a transaction from exercising all their rights and obligations under the transaction documents. This document cannot be reproduced except in full, without prior written approval of the Company. Any unauthorized alteration, forgery or falsification of the content or appearance of this document is unlawful and offenders may be prosecuted to the fullest extent of the law. Unless otherwise stated the results shown in this test report refer only to the sample(s) tested and such sample(s) are retained for 30 days only.

Attention: To check the authenticity of testing /inspection report & certificate, please contact us at telephone: (86-755) 8307 1443, or email: CN.Doccheck@sgs.com

No.10, Weiye Road, Innovation Park, Kunshan, Jiangsu, China 215300

中国·江苏·昆山市留学院创业园伟业路10号 邮编 215300

t(86-512)57355888 f(86-512)57370818 www.sgsgroup.com.cn

t(86-512)57355888 f(86-512)57370818 sgs.china@sgs.com

8.3.7 SAR Result Of LTE Band 7

Test position	Test mode	Test Ch./Freq.	Duty Cycle	SAR (W/kg) 1-g	SAR (W/kg) 10-g	Power Drift (dB)	Conducted power (dBm)	Tune up Limit (dBm)	Scaled factor	Scaled SAR (W/kg) 10-g	Liquid Temp.	SAR limit (W/kg)
Extremity Test data(Separate 0mm)												
Front side	20M_QPSK 1RB_50	21100/2535.5	1:1	3.45	1.22	0.02	21.97	22	1.007	1.228	22.1	4.0
Front side	20M_QPSK 50RB_25	21100/2535.5	1:1	2.96	1.02	-0.09	20.81	21	1.045	1.066	22.1	4.0
Back side	20M_QPSK 1RB_50	21100/2535.5	1:1	7.29	2.67	-0.03	21.97	22	1.007	2.689	22.1	4.0
Back side	20M_QPSK 50RB_25	21100/2535.5	1:1	6.12	2.35	0.01	20.81	21	1.045	2.455	22.1	4.0
Left side	20M_QPSK 1RB_50	21100/2535.5	1:1	0.612	0.277	0.08	21.97	22	1.007	0.279	22.1	4.0
Left side	20M_QPSK 50RB_25	21100/2535.5	1:1	0.589	0.235	0.05	20.81	21	1.045	0.246	22.1	4.0
Right side	20M_QPSK 1RB_50	21100/2535.5	1:1	0.461	0.203	-0.18	21.97	22	1.007	0.204	22.1	4.0
Right side	20M_QPSK 50RB_25	21100/2535.5	1:1	0.427	0.183	0.05	20.81	21	1.045	0.191	22.1	4.0
Bottom side	20M_QPSK 1RB_50	21100/2535.5	1:1	5.12	2.09	0.03	21.97	22	1.007	2.104	22.1	4.0
Bottom side	20M_QPSK 50RB_25	21100/2535.5	1:1	4.57	1.71	0.06	20.81	21	1.045	1.786	22.1	4.0
Back side	20M_QPSK 1RB_50	20850/2510	1:1	7.01	2.6	0.18	21.59	22	1.099	2.857	22.1	4.0
Back side	20M_QPSK 1RB_50	21350/2560	1:1	6.85	2.47	0.15	21.32	22	1.169	2.889	22.1	4.0
Back side-repeat	20M_QPSK 1RB_50	21350/2560	1:1	6.51	2.37	-0.09	21.32	22	1.169	2.772	22.1	4.0
Back side	20M_QPSK 100RB_0	21100/2535.5	1:1	2.95	1.01	0.06	20.75	21	1.059	1.070	22.1	4.0

Test position	Test mode	Test Ch./Freq.	Duty Cycle	SAR (W/kg) 1-g	SAR (W/kg) 10-g	Power Drift (dB)	Conducted power (dBm)	Tune up Limit (dBm)	Scaled factor	Scaled SAR (W/kg) 1-g	Liquid Temp.	SAR limit (W/kg)
Body Test data(Separate 10mm)												
Front side	20M_QPSK 1RB_50	21100/2535.5	1:1	0.528	0.228	0.06	21.97	22	1.007	0.532	22.1	2.0
Back side	20M_QPSK 1RB_50	21100/2535.5	1:1	1.052	0.500	0.01	21.97	22	1.007	1.059	22.1	2.0
Back side	20M_QPSK 50RB_25	21100/2535.5	1:1	0.937	0.440	0.05	20.81	21	1.045	0.979	22.1	2.0
Left side	20M_QPSK 1RB_50	21100/2535.5	1:1	0.094	0.051	0.07	21.97	22	1.007	0.094	22.1	2.0
Right side	20M_QPSK 1RB_50	21100/2535.5	1:1	0.071	0.038	-0.12	21.97	22	1.007	0.071	22.1	2.0
Bottom side	20M_QPSK 1RB_50	21100/2535.5	1:1	0.784	0.391	0.04	21.97	22	1.007	0.789	22.1	2.0
Back side	20M_QPSK 1RB_50	20850/2510	1:1	1.002	0.487	0.11	21.59	22	1.099	1.101	22.1	2.0
Back side	20M_QPSK 1RB_50	21350/2560	1:1	0.955	0.462	0.07	21.32	22	1.169	1.116	22.1	2.0
Back side-repeat	20M_QPSK 1RB_50	21350/2560	1:1	0.947	0.443	0.02	21.32	22	1.169	1.107	22.1	2.0

Note:

- 1) The maximum Scaled SAR value is marked in bold. Graph results refer to Appendix B



Unless otherwise agreed in writing, this document is issued by the Company subject to its General Conditions of Service printed overleaf, available on request or accessible at <http://www.sgs.com/en/Terms-and-Conditions.aspx> and, for electronic format documents, subject to Terms and Conditions for Electronic Documents at <http://www.sgs.com/en/Terms-and-Conditions/Terms-e-Documents.aspx>. Attention is drawn to the limitation of liability, indemnification and jurisdiction issues defined therein. Any holder of this document is advised that information contained hereon reflects the Company's findings at the time of its intervention only and within the limits of Client's instructions, if any. The Company's sole responsibility is to its Client and this document does not exonerate parties to a transaction from exercising all their rights and obligations under the transaction documents. This document cannot be reproduced except in full, without prior written approval of the Company. Any unauthorized alteration, forgery or falsification of the content or appearance of this document is unlawful and offenders may be prosecuted to the fullest extent of the law. Unless otherwise stated the results shown in this test report refer only to the sample(s) tested and such sample(s) are retained for 30 days only.

Attention: To check the authenticity of testing /inspection report & certificate, please contact us at telephone: (86-755) 8307 1443, or email: CN.Doccheck@sgs.com

No.10, Weiye Road, Innovation Park, Kunshan, Jiangsu, China 215300
中国·江苏·昆山市留学院创业园伟业路10号 邮编 215300

t(86-512)57355888 f(86-512)57370818 www.sgs.com.cn
t(86-512)57355888 f(86-512)57370818 sgs.china@sgs.com

8.3.8 SAR Result Of LTE Band 12

Test position	Test mode	Test Ch./Freq.	Duty Cycle	SAR (W/kg) 1-g	SAR (W/kg) 10-g	Power Drift (dB)	Conducted power (dBm)	Tune up Limit (dBm)	Scaled factor	Scaled SAR (W/kg) 10-g	Liquid Temp.	SAR limit (W/kg)
Extremity Test data(Separate 0mm)												
Front side	10M_QPSK 1RB_49	23130/711	1:1	0.85	0.41	0.06	22.57	23	1.104	0.453	22.1	4.0
Front side	10M_QPSK 25RB_0	23130/711	1:1	0.69	0.34	-0.19	21.59	22	1.099	0.374	22.1	4.0
Back side	10M_QPSK 1RB_49	23130/711	1:1	1.56	0.876	-0.02	22.57	23	1.104	0.967	22.1	4.0
Back side	10M_QPSK 25RB_0	23130/711	1:1	1.13	0.522	0.04	21.59	22	1.099	0.574	22.1	4.0
Left side	10M_QPSK 1RB_49	23130/711	1:1	0.23	0.112	0.03	22.57	23	1.104	0.124	22.1	4.0
Left side	10M_QPSK 25RB_0	23130/711	1:1	0.192	0.097	-0.19	21.59	22	1.099	0.107	22.1	4.0
Right side	10M_QPSK 1RB_49	23130/711	1:1	0.142	0.067	0.05	22.57	23	1.104	0.074	22.1	4.0
Right side	10M_QPSK 25RB_0	23130/711	1:1	0.127	0.05	0.02	21.59	22	1.099	0.055	22.1	4.0
Bottom side	10M_QPSK 1RB_49	23130/711	1:1	1.19	0.54	0.08	22.57	23	1.104	0.596	22.1	4.0
Bottom side	10M_QPSK 25RB_0	23130/711	1:1	1.02	0.48	-0.17	21.59	22	1.099	0.528	22.1	4.0
Back side	10M_QPSK 1RB_49	23060/704	1:1	1.52	0.862	0.14	22.55	23	1.109	0.956	22.1	4.0
Back side	10M_QPSK 1RB_49	23095/707.5	1:1	1.5	0.86	0.06	22.55	23	1.109	0.954	22.1	4.0

Test position	Test mode	Test Ch./Freq.	Duty Cycle	SAR (W/kg) 1-g	SAR (W/kg) 10-g	Power Drift (dB)	Conducted power (dBm)	Tune up Limit (dBm)	Scaled factor	Scaled SAR (W/kg) 1-g	Liquid Temp.	SAR limit (W/kg)
Body Test data(Separate 10mm)												
Front side	10M_QPSK 1RB_49	23130/711	1:1	0.130	0.077	-0.06	22.57	23	1.104	0.143	22.1	2.0
Back side	10M_QPSK 1RB_49	23130/711	1:1	0.238	0.164	0.11	22.57	23	1.104	0.263	22.1	2.0
Left side	10M_QPSK 1RB_49	23130/711	1:1	0.035	0.021	0.07	22.57	23	1.104	0.039	22.1	2.0
Right side	10M_QPSK 1RB_49	23130/711	1:1	0.021	0.012	0.01	22.57	23	1.104	0.024	22.1	2.0
Bottom side	10M_QPSK 1RB_49	23130/711	1:1	0.182	0.101	0.08	22.57	23	1.104	0.201	22.1	2.0
Back side	10M_QPSK 1RB_49	23060/704	1:1	0.233	0.161	-0.16	22.55	23	1.109	0.258	22.1	2.0
Back side	10M_QPSK 1RB_49	23095/707.5	1:1	0.229	0.161	0.11	22.55	23	1.109	0.254	22.1	2.0

Note:

- 1) The maximum Scaled SAR value is marked in bold. Graph results refer to Appendix B



Unless otherwise agreed in writing, this document is issued by the Company subject to its General Conditions of Service printed overleaf, available on request or accessible at <http://www.sgs.com/en/Terms-and-Conditions.aspx> and, for electronic format documents, subject to Terms and Conditions for Electronic Documents at <http://www.sgs.com/en/Terms-and-Conditions/Terms-e-Documents.aspx>. Attention is drawn to the limitation of liability, indemnification and jurisdiction issues defined therein. Any holder of this document is advised that information contained hereon reflects the Company's findings at the time of its intervention only and within the limits of Client's instructions, if any. The Company's sole responsibility is to its Client and this document does not exonerate parties to a transaction from exercising all their rights and obligations under the transaction documents. This document cannot be reproduced except in full, without prior written approval of the Company. Any unauthorized alteration, forgery or falsification of the content or appearance of this document is unlawful and offenders may be prosecuted to the fullest extent of the law. Unless otherwise stated the results shown in this test report refer only to the sample(s) tested and such sample(s) are retained for 30 days only.

Attention: To check the authenticity of testing /inspection report & certificate, please contact us at telephone: (86-755) 8307 1443, or email: CN.Doccheck@sgs.com

No.10, Weiye Road, Innovation Park, Kunshan, Jiangsu, China 215300

中国·江苏·昆山市留学院创业园伟业路10号 邮编 215300

t(86-512)57355888 f(86-512)57370818 www.sgsgroup.com.cn

t(86-512)57355888 f(86-512)57370818 sgs.china@sgs.com

8.3.9 SAR Result Of LTE Band 13

Test position	Test mode	Test Ch./Freq.	Duty Cycle	SAR (W/kg) 1-g	SAR (W/kg) 10-g	Power Drift (dB)	Conducted power (dBm)	Tune up Limit (dBm)	Scaled factor	Scaled SAR (W/kg) 10-g	Liquid Temp.	SAR limit (W/kg)
Extremity Test data(Separate 0mm)												
Front side	10M_QPSK 1RB_0	23230/782	1:1	0.92	0.48	-0.09	22.76	23	1.057	0.507	22.1	4.0
Front side	10M_QPSK 25RB_13	23230/782	1:1	0.73	0.36	-0.04	21.6	22	1.096	0.395	22.1	4.0
Back side	10M_QPSK 1RB_0	23230/782	1:1	1.7	0.958	0.07	22.76	23	1.057	1.012	22.1	4.0
Back side	10M_QPSK 25RB_13	23230/782	1:1	1.29	0.739	0.03	21.6	22	1.096	0.810	22.1	4.0
Left side	10M_QPSK 1RB_0	23230/782	1:1	0.22	0.104	0.04	22.76	23	1.057	0.110	22.1	4.0
Left side	10M_QPSK 25RB_13	23230/782	1:1	0.17	0.089	0.02	21.6	22	1.096	0.098	22.1	4.0
Right side	10M_QPSK 1RB_0	23230/782	1:1	0.138	0.062	-0.17	22.76	23	1.057	0.066	22.1	4.0
Right side	10M_QPSK 25RB_13	23230/782	1:1	0.117	0.051	0.04	21.6	22	1.096	0.056	22.1	4.0
Bottom side	10M_QPSK 1RB_0	23230/782	1:1	1.26	0.512	0.05	22.76	23	1.057	0.541	22.1	4.0
Bottom side	10M_QPSK 25RB_13	23230/782	1:1	1.01	0.493	-0.17	21.6	22	1.096	0.541	22.1	4.0

Test position	Test mode	Test Ch./Freq.	Duty Cycle	SAR (W/kg) 1-g	SAR (W/kg) 10-g	Power Drift (dB)	Conducted power (dBm)	Tune up Limit (dBm)	Scaled factor	Scaled SAR (W/kg) 1-g	Liquid Temp.	SAR limit (W/kg)
Body Test data(Separate 10mm)												
Front side	10M_QPSK 1RB_0	23230/782	1:1	0.141	0.090	0.02	22.76	23	1.057	0.149	22.1	2.0
Back side	10M_QPSK 1RB_0	23230/782	1:1	0.260	0.179	0.19	22.76	23	1.057	0.275	22.1	2.0
Left side	10M_QPSK 1RB_0	23230/782	1:1	0.034	0.019	0.02	22.76	23	1.057	0.036	22.1	2.0
Right side	10M_QPSK 1RB_0	23230/782	1:1	0.021	0.011	-0.17	22.76	23	1.057	0.022	22.1	2.0
Bottom side	10M_QPSK 1RB_0	23230/782	1:1	0.193	0.096	0.06	22.76	23	1.057	0.204	22.1	2.0

Note:

- 1) The maximum Scaled SAR value is marked in bold. Graph results refer to Appendix B



Unless otherwise agreed in writing, this document is issued by the Company subject to its General Conditions of Service printed overleaf, available on request or accessible at <http://www.sgs.com/en/Terms-and-Conditions.aspx> and, for electronic format documents, subject to Terms and Conditions for Electronic Documents at <http://www.sgs.com/en/Terms-and-Conditions/Terms-e-Document.aspx>. Attention is drawn to the limitation of liability, indemnification and jurisdiction issues defined therein. Any holder of this document is advised that information contained hereon reflects the Company's findings at the time of its intervention only and within the limits of Client's instructions, if any. The Company's sole responsibility is to its Client and this document does not exonerate parties to a transaction from exercising all their rights and obligations under the transaction documents. This document cannot be reproduced except in full, without prior written approval of the Company. Any unauthorized alteration, forgery or falsification of the content or appearance of this document is unlawful and offenders may be prosecuted to the fullest extent of the law. Unless otherwise stated the results shown in this test report refer only to the sample(s) tested and such sample(s) are retained for 30 days only.

Attention: To check the authenticity of testing /inspection report & certificate, please contact us at telephone: (86-755) 8307 1443, or email: CN.Doccheck@sgs.com

No.10, Weiye Road, Innovation Park, Kunshan, Jiangsu, China 215300

中国·江苏·昆山市留学院创业园伟业路10号 邮编 215300

t(86-512)57355888 f(86-512)57370818 www.sgsgroup.com.cn

t(86-512)57355888 f(86-512)57370818 sgs.china@sgs.com

8.3.10SAR Result Of LTE Band 14

Test position	Test mode	Test Ch./Freq.	Duty Cycle	SAR (W/kg) 1-g	SAR (W/kg) 10-g	Power Drift (dB)	Conducted power (dBm)	Tune up Limit (dBm)	Scaled factor	Scaled SAR (W/kg) 10-g	Liquid Temp.	SAR limit (W/kg)
Extremity Test data(Separate 0mm)												
Front side	10M_QPSK 1RB_25	23330/793	1:1	1.05	0.56	0.04	23.38	23.5	1.028	0.576	22.1	4.0
Front side	10M_QPSK 25RB_0	23330/793	1:1	0.71	0.39	-0.12	21.54	22	1.112	0.434	22.1	4.0
Back side	10M_QPSK 1RB_25	23330/793	1:1	1.95	1.08	0.09	23.38	23.5	1.028	1.110	22.1	4.0
Back side	10M_QPSK 25RB_0	23330/793	1:1	1.37	0.712	-0.04	21.54	22	1.112	0.792	22.1	4.0
Left side	10M_QPSK 1RB_25	23330/793	1:1	0.26	0.133	0.03	23.38	23.5	1.028	0.137	22.1	4.0
Left side	10M_QPSK 25RB_0	23330/793	1:1	0.212	0.105	0.11	21.54	22	1.112	0.117	22.1	4.0
Right side	10M_QPSK 1RB_25	23330/793	1:1	0.139	0.072	0.07	23.38	23.5	1.028	0.074	22.1	4.0
Right side	10M_QPSK 25RB_0	23330/793	1:1	0.106	0.051	0.18	21.54	22	1.112	0.057	22.1	4.0
Bottom side	10M_QPSK 1RB_25	23330/793	1:1	1.28	0.676	-0.09	23.38	23.5	1.028	0.695	22.1	4.0
Bottom side	10M_QPSK 25RB_0	23330/793	1:1	0.97	0.502	0.06	21.54	22	1.112	0.558	22.1	4.0

Test position	Test mode	Test Ch./Freq.	Duty Cycle	SAR (W/kg) 1-g	SAR (W/kg) 10-g	Power Drift (dB)	Conducted power (dBm)	Tune up Limit (dBm)	Scaled factor	Scaled SAR (W/kg) 1-g	Liquid Temp.	SAR limit (W/kg)
Body Test data(Separate 10mm)												
Front side	10M_QPSK 1RB_25	23330/793	1:1	0.161	0.105	-0.05	23.38	23.5	1.028	0.165	22.1	2.0
Back side	10M_QPSK 1RB_25	23330/793	1:1	0.298	0.202	0.16	23.38	23.5	1.028	0.307	22.1	2.0
Left side	10M_QPSK 1RB_25	23330/793	1:1	0.040	0.024	0.07	23.38	23.5	1.028	0.041	22.1	2.0
Right side	10M_QPSK 1RB_25	23330/793	1:1	0.021	0.013	0.11	23.38	23.5	1.028	0.022	22.1	2.0
Bottom side	10M_QPSK 1RB_25	23330/793	1:1	0.196	0.127	-0.09	23.38	23.5	1.028	0.201	22.1	2.0

Note:

- 1) The maximum Scaled SAR value is marked in bold. Graph results refer to Appendix B



Unless otherwise agreed in writing, this document is issued by the Company subject to its General Conditions of Service printed overleaf, available on request or accessible at <http://www.sgs.com/en/Terms-and-Conditions.aspx> and, for electronic format documents, subject to Terms and Conditions for Electronic Documents at <http://www.sgs.com/en/Terms-and-Conditions/Terms-e-Documents.aspx>. Attention is drawn to the limitation of liability, indemnification and jurisdiction issues defined therein. Any holder of this document is advised that information contained hereon reflects the Company's findings at the time of its intervention only and within the limits of Client's instructions, if any. The Company's sole responsibility is to its Client and this document does not exonerate parties to a transaction from exercising all their rights and obligations under the transaction documents. This document cannot be reproduced except in full, without prior written approval of the Company. Any unauthorized alteration, forgery or falsification of the content or appearance of this document is unlawful and offenders may be prosecuted to the fullest extent of the law. Unless otherwise stated the results shown in this test report refer only to the sample(s) tested and such sample(s) are retained for 30 days only.

Attention: To check the authenticity of testing /inspection report & certificate, please contact us at telephone: (86-755) 8307 1443, or email: CN.Doccheck@sgs.com

No.10, Weiye Road, Innovation Park, Kunshan, Jiangsu, China 215300

中国·江苏·昆山市留学生创业园伟业路10号 邮编 215300

t(86-512)57355888 f(86-512)57370818 www.sgsgroup.com.cn

t(86-512)57355888 f(86-512)57370818 sgs.china@sgs.com

8.3.11 SAR Result Of LTE Band 17

Test position	Test mode	Test Ch./Freq.	Duty Cycle	SAR (W/kg) 1-g	SAR (W/kg) 10-g	Power Drift (dB)	Conducted power (dBm)	Tune up Limit (dBm)	Scaled factor	Scaled SAR (W/kg) 10-g	Liquid Temp.	SAR limit (W/kg)
Extremity Test data(Separate 0mm)												
Front side	10M_QPSK 1RB_25	23780/709	1:1	0.86	0.454	0.06	22.76	23	1.057	0.480	22.1	4.0
Front side	10M_QPSK 25RB_0	23780/709	1:1	0.69	0.366	-0.16	21.51	22	1.119	0.410	22.1	4.0
Back side	10M_QPSK 1RB_25	23780/709	1:1	1.44	0.815	0.03	22.76	23	1.057	0.861	22.1	4.0
Back side	10M_QPSK 25RB_0	23780/709	1:1	1.17	0.632	0.05	21.51	22	1.119	0.707	22.1	4.0
Left side	10M_QPSK 1RB_25	23780/709	1:1	0.237	0.129	0.02	22.76	23	1.057	0.136	22.1	4.0
Left side	10M_QPSK 25RB_0	23780/709	1:1	0.195	0.103	-0.19	21.51	22	1.119	0.115	22.1	4.0
Right side	10M_QPSK 1RB_25	23780/709	1:1	0.154	0.082	0.06	22.76	23	1.057	0.087	22.1	4.0
Right side	10M_QPSK 25RB_0	23780/709	1:1	0.121	0.069	0.02	21.51	22	1.119	0.077	22.1	4.0
Bottom side	10M_QPSK 1RB_25	23780/709	1:1	1.11	0.59	-0.17	22.76	23	1.057	0.624	22.1	4.0
Bottom side	10M_QPSK 25RB_0	23780/709	1:1	0.84	0.443	0.04	21.51	22	1.119	0.496	22.1	4.0
Back side	10M_QPSK 1RB_25	23790/710	1:1	1.42	0.806	0.02	22.67	23	1.079	0.870	22.1	4.0
Back side	10M_QPSK 1RB_25	23800/711	1:1	1.4	0.804	0.07	22.58	23	1.102	0.886	22.1	4.0

Test position	Test mode	Test Ch./Freq.	Duty Cycle	SAR (W/kg) 1-g	SAR (W/kg) 10-g	Power Drift (dB)	Conducted power (dBm)	Tune up Limit (dBm)	Scaled factor	Scaled SAR (W/kg) 1-g	Liquid Temp.	SAR limit (W/kg)
Body Test data(Separate 10mm)												
Front side	10M_QPSK 1RB_25	23780/709	1:1	0.132	0.085	0.06	22.76	23	1.057	0.139	22.1	2.0
Back side	10M_QPSK 1RB_25	23780/709	1:1	0.221	0.152	-0.04	22.76	23	1.057	0.233	22.1	2.0
Left side	10M_QPSK 1RB_25	23780/709	1:1	0.036	0.024	0.12	22.76	23	1.057	0.038	22.1	2.0
Right side	10M_QPSK 1RB_25	23780/709	1:1	0.024	0.015	0.13	22.76	23	1.057	0.025	22.1	2.0
Bottom side	10M_QPSK 1RB_25	23780/709	1:1	0.170	0.110	-0.12	22.76	23	1.057	0.179	22.1	2.0
Back side	10M_QPSK 1RB_25	23790/710	1:1	0.217	0.150	-0.03	22.67	23	1.079	0.235	22.1	2.0
Back side	10M_QPSK 1RB_25	23800/711	1:1	0.214	0.150	0.11	22.58	23	1.102	0.236	22.1	2.0

Note:

- 1) The maximum Scaled SAR value is marked in bold. Graph results refer to Appendix B



Unless otherwise agreed in writing, this document is issued by the Company subject to its General Conditions of Service printed overleaf, available on request or accessible at <http://www.sgs.com/en/Terms-and-Conditions.aspx> and, for electronic format documents, subject to Terms and Conditions for Electronic Documents at <http://www.sgs.com/en/Terms-and-Conditions/Terms-e-Documents.aspx>. Attention is drawn to the limitation of liability, indemnification and jurisdiction issues defined therein. Any holder of this document is advised that information contained hereon reflects the Company's findings at the time of its intervention only and within the limits of Client's instructions, if any. The Company's sole responsibility is to its Client and this document does not exonerate parties to a transaction from exercising all their rights and obligations under the transaction documents. This document cannot be reproduced except in full, without prior written approval of the Company. Any unauthorized alteration, forgery or falsification of the content or appearance of this document is unlawful and offenders may be prosecuted to the fullest extent of the law. Unless otherwise stated the results shown in this test report refer only to the sample(s) tested and such sample(s) are retained for 30 days only.

Attention: To check the authenticity of testing / inspection report & certificate, please contact us at telephone: (86-755) 8307 1443, or email: CN.Doccheck@sgs.com

No.10, Weiye Road, Innovation Park, Kunshan, Jiangsu, China 215300

中国·江苏·昆山市留学生创业园伟业路10号 邮编 215300

t(86-512)57355888 f(86-512)57370818 www.sgsgroup.com.cn

t(86-512)57355888 f(86-512)57370818 sgs.china@sgs.com

8.3.12 SAR Result Of LTE Band 25

Test position	Test mode	Test Ch./Freq.	Duty Cycle	SAR (W/kg) 1-g	SAR (W/kg) 10-g	Power Drift (dB)	Conducted power (dBm)	Tune up Limit (dBm)	Scaled factor	Scaled SAR (W/kg) 10-g	Liquid Temp.	SAR limit (W/kg)
Extremity Test data(Separate 0mm)												
Front side	20M_QPSK 1RB_50	26590/1905	1:1	3.32	1.46	0.03	22.44	23	1.138	1.661	22.3	4.0
Front side	20M_QPSK 50RB_50	26590/1905	1:1	2.98	1.21	-0.17	21.48	22	1.127	1.364	22.3	4.0
Back side	20M_QPSK 1RB_50	26590/1905	1:1	7.19	3	0.02	22.44	23	1.138	3.413	22.3	4.0
Back side-repeat	20M_QPSK 1RB_50	26590/1905	1:1	6.91	2.82	0.05	22.44	23	1.138	3.208	22.3	4.0
Back side	20M_QPSK 50RB_50	26590/1905	1:1	6.41	2.58	0.03	21.48	22	1.127	2.908	22.3	4.0
Left side	20M_QPSK 1RB_50	26590/1905	1:1	0.51	0.236	0.05	22.44	23	1.138	0.268	22.3	4.0
Left side	20M_QPSK 50RB_50	26590/1905	1:1	0.39	0.177	-0.18	21.48	22	1.127	0.200	22.3	4.0
Right side	20M_QPSK 1RB_50	26590/1905	1:1	0.4	0.183	0.04	22.44	23	1.138	0.208	22.3	4.0
Right side	20M_QPSK 50RB_50	26590/1905	1:1	0.32	0.143	-0.17	21.48	22	1.127	0.161	22.3	4.0
Bottom side	20M_QPSK 1RB_50	26590/1905	1:1	4.16	1.89	0.02	22.44	23	1.138	2.150	22.3	4.0
Bottom side	20M_QPSK 50RB_50	26590/1905	1:1	3.76	1.49	0.08	21.48	22	1.127	1.680	22.3	4.0
Back side	20M_QPSK 1RB_50	26140/1860	1:1	5.75	2.38	0.03	22.25	23	1.189	2.829	22.3	4.0
Back side	20M_QPSK 1RB_50	26365/1882.5	1:1	6.18	2.57	-0.04	22.16	23	1.213	3.118	22.3	4.0

Test position	Test mode	Test Ch./Freq.	Duty Cycle	SAR (W/kg) 1-g	SAR (W/kg) 10-g	Power Drift (dB)	Conducted power (dBm)	Tune up Limit (dBm)	Scaled factor	Scaled SAR (W/kg) 1-g	Liquid Temp.	SAR limit (W/kg)
Body Test data(Separate 10mm)												
Front side	20M_QPSK 1RB_50	26590/1905	1:1	0.508	0.273	0.02	22.44	23	1.138	0.578	22.3	2.0
Back side	20M_QPSK 1RB_50	26590/1905	1:1	1.037	0.561	-0.13	22.44	23	1.138	1.180	22.3	2.0
Back side-repeat	20M_QPSK 1RB_50	26590/1905	1:1	1.015	0.528	-0.16	22.44	23	1.138	1.155	22.3	2.0
Back side	20M_QPSK 50RB_50	26590/1905	1:1	0.981	0.483	0.04	21.48	22	1.127	1.106	22.3	2.0
Left side	20M_QPSK 1RB_50	26590/1905	1:1	0.078	0.044	0.02	22.44	23	1.138	0.088	22.3	2.0
Right side	20M_QPSK 1RB_50	26590/1905	1:1	0.061	0.034	0.06	22.44	23	1.138	0.069	22.3	2.0
Bottom side	20M_QPSK 1RB_50	26590/1905	1:1	0.637	0.354	0.16	22.44	23	1.138	0.725	22.3	2.0
Back side	20M_QPSK 1RB_50	26140/1860	1:1	0.880	0.446	-0.07	22.25	23	1.189	1.047	22.3	2.0
Back side	20M_QPSK 1RB_50	26365/1882.5	1:1	0.946	0.481	0.12	22.16	23	1.213	1.147	22.3	2.0

Note:

- 1) The maximum Scaled SAR value is marked in bold. Graph results refer to Appendix B



Unless otherwise agreed in writing, this document is issued by the Company subject to its General Conditions of Service printed overleaf, available on request or accessible at <http://www.sgs.com/en/Terms-and-Conditions.aspx> and, for electronic format documents, subject to Terms and Conditions for Electronic Documents at <http://www.sgs.com/en/Terms-and-Conditions/Terms-e-Documents.aspx>. Attention is drawn to the limitation of liability, indemnification and jurisdiction issues defined therein. Any holder of this document is advised that information contained hereon reflects the Company's findings at the time of its intervention only and within the limits of Client's instructions, if any. The Company's sole responsibility is to its Client and this document does not exonerate parties to a transaction from exercising all their rights and obligations under the transaction documents. This document cannot be reproduced except in full, without prior written approval of the Company. Any unauthorized alteration, forgery or falsification of the content or appearance of this document is unlawful and offenders may be prosecuted to the fullest extent of the law. Unless otherwise stated the results shown in this test report refer only to the sample(s) tested and such sample(s) are retained for 30 days only.

Attention: To check the authenticity of testing /inspection report & certificate, please contact us at telephone: (86-755) 8307 1443, or email: CN.Doccheck@sgs.com

No.10, Weiye Road, Innovation Park, Kunshan, Jiangsu, China 215300

中国·江苏·昆山市留学生创业园伟业路10号 邮编 215300

t(86-512)57355888 f(86-512)57370818 www.sgs.com.cn

t(86-512)57355888 f(86-512)57370818 sgs.china@sgs.com

8.3.13 SAR Result Of LTE Band 26

Test position	Test mode	Test Ch./Freq.	Duty Cycle	SAR (W/kg) 1-g	SAR (W/kg) 10-g	Power Drift (dB)	Conducted power (dBm)	Tune up Limit (dBm)	Scaled factor	Scaled SAR (W/kg) 10-g	Liquid Temp.	SAR limit (W/kg)
Extremity Test data(Separate 0mm)												
Front side	15M_QPSK 1RB_0	26865/831.5	1:1	1.12	0.53	0.01	23.01	23.5	1.119	0.593	22.1	4.0
Front side	15M_QPSK 36RB_0	26865/831.5	1:1	0.91	0.44	-0.17	21.85	22.5	1.161	0.511	22.1	4.0
Back side	15M_QPSK 1RB_0	26865/831.5	1:1	1.81	0.89	0.05	23.01	23.5	1.119	0.996	22.1	4.0
Back side	15M_QPSK 36RB_0	26865/831.5	1:1	1.56	0.77	0.09	21.85	22.5	1.161	0.894	22.1	4.0
Left side	15M_QPSK 1RB_0	26865/831.5	1:1	0.224	0.103	-0.17	23.01	23.5	1.119	0.115	22.1	4.0
Left side	15M_QPSK 36RB_0	26865/831.5	1:1	0.201	0.092	0.03	21.85	22.5	1.161	0.107	22.1	4.0
Right side	15M_QPSK 1RB_0	26865/831.5	1:1	0.136	0.067	0.06	23.01	23.5	1.119	0.075	22.1	4.0
Right side	15M_QPSK 36RB_0	26865/831.5	1:1	0.109	0.052	-0.11	21.85	22.5	1.161	0.060	22.1	4.0
Bottom side	15M_QPSK 1RB_0	26865/831.5	1:1	1.57	0.81	-0.06	23.01	23.5	1.119	0.907	22.1	4.0
Bottom side	15M_QPSK 36RB_0	26865/831.5	1:1	1.33	0.69	0.02	21.85	22.5	1.161	0.801	22.1	4.0
Back side	15M_QPSK 1RB_0	26775/822.5	1:1	1.74	0.81	0.04	22.7	23.5	1.202	0.974	22.1	4.0
Back side	15M_QPSK 1RB_0	26965/841.5	1:1	1.75	0.83	-0.18	22.77	23.5	1.183	0.982	22.1	4.0

Test position	Test mode	Test Ch./Freq.	Duty Cycle	SAR (W/kg) 1-g	SAR (W/kg) 10-g	Power Drift (dB)	Conducted power (dBm)	Tune up Limit (dBm)	Scaled factor	Scaled SAR (W/kg) 1-g	Liquid Temp.	SAR limit (W/kg)
Body Test data(Separate 10mm)												
Front side	15M_QPSK 1RB_0	26865/831.5	1:1	0.171	0.099	0.11	23.01	23.5	1.119	0.191	22.1	2.0
Back side	15M_QPSK 1RB_0	26865/831.5	1:1	0.277	0.166	-0.06	23.01	23.5	1.119	0.310	22.1	2.0
Left side	15M_QPSK 1RB_0	26865/831.5	1:1	0.034	0.019	0.16	23.01	23.5	1.119	0.038	22.1	2.0
Right side	15M_QPSK 1RB_0	26865/831.5	1:1	0.021	0.012	-0.04	23.01	23.5	1.119	0.023	22.1	2.0
Bottom side	15M_QPSK 1RB_0	26865/831.5	1:1	0.240	0.151	0.08	23.01	23.5	1.119	0.269	22.1	2.0
Back side	15M_QPSK 1RB_0	26775/822.5	1:1	0.266	0.151	0.11	22.7	23.5	1.202	0.320	22.1	2.0
Back side	15M_QPSK 1RB_0	26965/841.5	1:1	0.268	0.155	0.03	22.77	23.5	1.183	0.317	22.1	2.0

Note:

- 1) The maximum Scaled SAR value is marked in bold. Graph results refer to Appendix B



Unless otherwise agreed in writing, this document is issued by the Company subject to its General Conditions of Service printed overleaf, available on request or accessible at <http://www.sgs.com/en/Terms-and-Conditions.aspx> and, for electronic format documents, subject to Terms and Conditions for Electronic Documents at <http://www.sgs.com/en/Terms-and-Conditions/Terms-e-Document.aspx>. Attention is drawn to the limitation of liability, indemnification and jurisdiction issues defined therein. Any holder of this document is advised that information contained hereon reflects the Company's findings at the time of its intervention only and within the limits of Client's instructions, if any. The Company's sole responsibility is to its Client and this document does not exonerate parties to a transaction from exercising all their rights and obligations under the transaction documents. This document cannot be reproduced except in full, without prior written approval of the Company. Any unauthorized alteration, forgery or falsification of the content or appearance of this document is unlawful and offenders may be prosecuted to the fullest extent of the law. Unless otherwise stated the results shown in this test report refer only to the sample(s) tested and such sample(s) are retained for 30 days only.

Attention: To check the authenticity of testing /inspection report & certificate, please contact us at telephone: (86-755) 8307 1443, or email: CN.Doccheck@sgs.com

No.10, Weiye Road, Innovation Park, Kunshan, Jiangsu, China 215300

中国·江苏·昆山市留学生创业园伟业路10号 邮编 215300

t(86-512)57355888 f(86-512)57370818 www.sgsgroup.com.cn

t(86-512)57355888 f(86-512)57370818 sgs.china@sgs.com

8.3.14 SAR Result Of LTE Band 41

Test position	Test mode	Test Ch./Freq.	Duty Cycle	SAR (W/kg) 1-g	SAR (W/kg) 10-g	Power Drift (dB)	Conducted power (dBm)	Tune up Limit (dBm)	Scaled factor	Scaled SAR (W/kg) 10-g	Liquid Temp.	SAR limit (W/kg)
Extremity Test data(Separate 0mm)												
Front side	20M_QPSK 1RB_50	41490/2680	1:1	2.85	1.03	0.02	21.73	22	1.064	1.096	22.1	4.0
Front side	20M_QPSK 50RB_25	41490/2680	1:1	2.31	0.81	-0.18	21.1	21.5	1.096	0.888	22.1	4.0
Back side	20M_QPSK 1RB_50	41490/2680	1:1	4.55	1.7	0.15	21.73	22	1.064	1.809	22.1	4.0
Back side	20M_QPSK 50RB_25	41490/2680	1:1	3.92	1.31	0.07	21.1	21.5	1.096	1.436	22.1	4.0
Left side	20M_QPSK 1RB_50	41490/2680	1:1	0.35	0.134	-0.18	21.73	22	1.064	0.143	22.1	4.0
Left side	20M_QPSK 50RB_25	41490/2680	1:1	0.289	0.106	0.03	21.1	21.5	1.096	0.116	22.1	4.0
Right side	20M_QPSK 1RB_50	41490/2680	1:1	0.191	0.065	-0.18	21.73	22	1.064	0.069	22.1	4.0
Right side	20M_QPSK 50RB_25	41490/2680	1:1	0.162	0.057	0.04	21.1	21.5	1.096	0.062	22.1	4.0
Bottom side	20M_QPSK 1RB_50	41490/2680	1:1	3.11	1.14	-0.18	21.73	22	1.064	1.213	22.1	4.0
Bottom side	20M_QPSK 50RB_25	41490/2680	1:1	2.81	0.99	0.08	21.1	21.5	1.096	1.086	22.1	4.0
Back side	20M_QPSK 1RB_50	39750/2506	1:1	4.29	1.57	0.03	21.69	22	1.074	1.686	22.1	4.0
Back side	20M_QPSK 1RB_50	40620/2593	1:1	4.21	1.55	-0.04	21.46	22	1.132	1.755	22.1	4.0

Test position	Test mode	Test Ch./Freq.	Duty Cycle	SAR (W/kg) 1-g	SAR (W/kg) 10-g	Power Drift (dB)	Conducted power (dBm)	Tune up Limit (dBm)	Scaled factor	Scaled SAR (W/kg) 1-g	Liquid Temp.	SAR limit (W/kg)
Body Test data(Separate 10mm)												
Front side	20M_QPSK 1RB_50	41490/2680	1:1	0.436	0.193	0.06	21.73	22	1.064	0.464	22.1	2.0
Back side	20M_QPSK 1RB_50	41490/2680	1:1	0.697	0.318	-0.08	21.73	22	1.064	0.741	22.1	2.0
Left side	20M_QPSK 1RB_50	41490/2680	1:1	0.053	0.025	0.19	21.73	22	1.064	0.057	22.1	2.0
Right side	20M_QPSK 1RB_50	41490/2680	1:1	0.029	0.012	-0.12	21.73	22	1.064	0.031	22.1	2.0
Bottom side	20M_QPSK 1RB_50	41490/2680	1:1	0.476	0.213	0.06	21.73	22	1.064	0.507	22.1	2.0
Back side	20M_QPSK 1RB_50	39750/2506	1:1	0.657	0.294	-0.11	21.69	22	1.074	0.705	22.1	2.0
Back side	20M_QPSK 1RB_50	40620/2593	1:1	0.644	0.290	0.08	21.46	22	1.132	0.729	22.1	2.0

Note:

- 1) The maximum Scaled SAR value is marked in bold. Graph results refer to Appendix B



Unless otherwise agreed in writing, this document is issued by the Company subject to its General Conditions of Service printed overleaf, available on request or accessible at <http://www.sgs.com/en/Terms-and-Conditions.aspx> and, for electronic format documents, subject to Terms and Conditions for Electronic Documents at <http://www.sgs.com/en/Terms-and-Conditions/Terms-e-Documents.aspx>. Attention is drawn to the limitation of liability, indemnification and jurisdiction issues defined therein. Any holder of this document is advised that information contained hereon reflects the Company's findings at the time of its intervention only and within the limits of Client's instructions, if any. The Company's sole responsibility is to its Client and this document does not exonerate parties to a transaction from exercising all their rights and obligations under the transaction documents. This document cannot be reproduced except in full, without prior written approval of the Company. Any unauthorized alteration, forgery or falsification of the content or appearance of this document is unlawful and offenders may be prosecuted to the fullest extent of the law. Unless otherwise stated the results shown in this test report refer only to the sample(s) tested and such sample(s) are retained for 30 days only.

Attention: To check the authenticity of testing / inspection report & certificate, please contact us at telephone: (86-755) 8307 1443, or email: CN.Doccheck@sgs.com

No.10, Weiye Road, Innovation Park, Kunshan, Jiangsu, China 215300

中国·江苏·昆山市留学生创业园伟业路10号 邮编 215300

t(86-512)57355888 f(86-512)57370818 www.sgsgroup.com.cn

t(86-512)57355888 f(86-512)57370818 sgs.china@sgs.com

8.3.15 SAR Result Of 2.4GHz Wi-Fi

Test position	Test mode	Test Ch./Freq.	Duty Cycle	Duty Cycle Scaled factor	SAR (W/kg) 1-g	SAR (W/kg) 10-g	Power drift (dB)	Conducted power (dBm)	Tune up Limit (dBm)	Scaled factor	Scaled SAR (W/kg) 10-g	Liquid Temp.	SAR limit (W/kg)
Extremity Test data (Separate 0mm)													
Front side	802.11b	1/2412	97.62%	1.024	0.206	0.099	0.03	11.55	12.00	1.109	0.112	22.0	4.0
Back-1 side	802.11b	1/2412	97.62%	1.024	0.029	0.014	-0.17	11.55	12.00	1.109	0.016	22.0	4.0
Left side	802.11b	1/2412	97.62%	1.024	0.013	0.006	0.05	11.55	12.00	1.109	0.007	22.0	4.0
Right side	802.11b	1/2412	97.62%	1.024	0.623	0.244	0.07	11.55	12.00	1.109	0.277	22.0	4.0
Top side	802.11b	1/2412	97.62%	1.024	0.016	0.006	-0.18	11.55	12.00	1.109	0.007	22.0	4.0
Bottom side	802.11b	1/2412	97.62%	1.024	0.000	0.000	0.00	11.55	12.00	1.109	0.000	22.0	4.0
Right side	802.11b	6/2437	97.62%	1.024	0.611	0.239	0.01	11.28	12.00	1.180	0.289	22.0	4.0
Right side	802.11b	11/2462	97.62%	1.024	0.612	0.240	-0.04	11.32	12.00	1.169	0.287	22.0	4.0

Test position	Test mode	Test Ch./Freq.	Duty Cycle	Duty Cycle Scaled factor	SAR (W/kg) 1-g	SAR (W/kg) 10-g	Power drift (dB)	Conducted power (dBm)	Tune up Limit (dBm)	Scaled factor	Scaled SAR (W/kg) 1-g	Liquid Temp.	SAR limit (W/kg)
Body Test data (Separate 10mm)													
Front side	802.11b	1/2412	97.62%	1.024	0.031	0.018	0.09	11.55	12	1.109	0.035	22.0	2.0
Back-1 side	802.11b	1/2412	97.62%	1.024	0.004	0.003	-0.14	11.55	12	1.109	0.005	22.0	2.0
Left side	802.11b	1/2412	97.62%	1.024	0.002	0.001	-0.16	11.55	12	1.109	0.002	22.0	2.0
Right side	802.11b	1/2412	97.62%	1.024	0.095	0.046	0.11	11.55	12	1.109	0.108	22.0	2.0
Top side	802.11b	1/2412	97.62%	1.024	0.002	0.001	0.03	11.55	12	1.109	0.003	22.0	2.0
Bottom side	802.11b	1/2412	97.62%	1.024	0.000	0.000	0	11.55	12	1.109	0.000	22.0	2.0
Right side	802.11b	6/2437	97.62%	1.024	0.094	0.045	0.12	11.28	12	1.18	0.113	22.0	2.0
Right side	802.11b	11/2462	97.62%	1.024	0.094	0.045	-0.15	11.32	12	1.169	0.112	22.0	2.0

Note:

- 1) The maximum Scaled SAR value is marked in bold. Graph results refer to Appendix B
- 2) If the reported (scaled) SAR measured at the middle channel or highest output power channel for each test configuration is ≤ 2.0 W/kg then testing at the other channels is not required for such test configuration(s). Per Kdb248227 D01, When the reported SAR is > 2.0 W/kg, SAR is required for that exposure configuration using the next highest measured output power channel.
- 3) Each channel was tested at the lowest data rate.
- 4) Per KDB248227 D01, for Limbs SAR test of Wi-Fi 2.4G, SAR is measured for 2.4 GHz 802.11b DSSS using the initial test position procedure. The highest reported SAR for DSSS is adjusted by the ratio of OFDM 802.11g/n to DSSS specified maximum output power and the adjusted SAR is < 3.0 W/kg, so SAR for 802.11g/n is not required.



Unless otherwise agreed in writing, this document is issued by the Company subject to its General Conditions of Service printed overleaf, available on request or accessible at <http://www.sgs.com/en/Terms-and-Conditions.aspx> and, for electronic format documents, subject to Terms and Conditions for Electronic Documents at <http://www.sgs.com/en/Terms-and-Conditions/Terms-e-Documents.aspx>. Attention is drawn to the limitation of liability, indemnification and jurisdiction issues defined therein. Any holder of this document is advised that information contained hereon reflects the Company's findings at the time of its intervention only and within the limits of Client's instructions, if any. The Company's sole responsibility is to its Client and this document does not exonerate parties to a transaction from exercising all their rights and obligations under the transaction documents. This document cannot be reproduced except in full, without prior written approval of the Company. Any unauthorized alteration, forgery or falsification of the content or appearance of this document is unlawful and offenders may be prosecuted to the fullest extent of the law. Unless otherwise stated the results shown in this test report refer only to the sample(s) tested and such sample(s) are retained for 30 days only.

Attention: To check the authenticity of testing / inspection report & certificate, please contact us at telephone: (86-755) 8307 1443, or email: CN.Doccheck@sgs.com

No.10, Weiye Road, Innovation Park, Kunshan, Jiangsu, China 215300

中国·江苏·昆山市留创业园伟业路10号 邮编 215300

t(86-512)57355888 f(86-512)57370818 www.sgsgroup.com.cn

t(86-512)57355888 f(86-512)57370818 sgs.china@sgs.com



8.3.16SAR Result Of 5GHz Wi-Fi

Test position	Test mode	Test Ch./Freq.	Duty Cycle %	Duty Cycle Scaled factor	SAR (W/kg) 1-g	SAR (W/kg) 10-g	Power drift (dB)	Conducted power (dBm)	Tune up Limit (dBm)	Scaled factor	Scaled SAR (W/kg) 10-g	Liquid Temp.	SAR limit (W/kg)
Extremity Test data U-NII-1(Separate 0mm)													
Front side	802.11a	36/5180	87.32	1.145	0.092	0.031	0.05	10.04	10.5	1.112	0.039	22.2	4.0
Back-1 side	802.11a	36/5180	87.32	1.145	0.018	0.005	-0.11	10.04	10.5	1.112	0.006	22.2	4.0
Left side	802.11a	36/5180	87.32	1.145	0.014	0.004	0.04	10.04	10.5	1.112	0.005	22.2	4.0
Right side	802.11a	36/5180	87.32	1.145	0.197	0.052	0.02	10.04	10.5	1.112	0.066	22.2	4.0
Top side	802.11a	36/5180	87.32	1.145	0.015	0.005	-0.17	10.04	10.5	1.112	0.006	22.2	4.0
Bottom side	802.11a	36/5180	87.32	1.145	0	0	0	10.04	10.5	1.112	0.000	22.2	4.0
Right side	802.11a	40/5200	87.32	1.145	0.171	0.045	0.02	9.85	10.5	1.161	0.060	22.2	4.0
Right side	802.11a	48/5240	87.32	1.145	0.163	0.041	-0.19	9.19	10.5	1.352	0.063	22.2	4.0
Extremity Test data U-NII-2A(Separate 0mm)													
Front side	802.11a	52/5260	87.32	1.145	0.098	0.035	0.07	8.95	9.5	1.135	0.045	22.2	4.0
Back-1 side	802.11a	52/5260	87.32	1.145	0.016	0.004	0.09	8.95	9.5	1.135	0.005	22.2	4.0
Left side	802.11a	52/5260	87.32	1.145	0.015	0.004	-0.16	8.95	9.5	1.135	0.005	22.2	4.0
Right side	802.11a	52/5260	87.32	1.145	0.178	0.048	0.04	8.95	9.5	1.135	0.062	22.2	4.0
Top side	802.11a	52/5260	87.32	1.145	0.016	0.005	0.06	8.95	9.5	1.135	0.006	22.2	4.0
Bottom side	802.11a	52/5260	87.32	1.145	0	0	0	8.95	9.5	1.135	0.000	22.2	4.0
Right side	802.11a	60/5300	87.32	1.145	0.174	0.047	0.03	8.33	9.5	1.309	0.070	22.2	4.0
Right side	802.11a	64/5320	87.32	1.145	0.168	0.043	0.01	8.16	9.5	1.361	0.067	22.2	4.0
Extremity Test data U-NII-2C(Separate 0mm)													
Front side	802.11a	100/5500	87.32	1.145	0.089	0.03	0.04	8.21	9	1.199	0.041	22.2	4.0
Back-1 side	802.11a	100/5500	87.32	1.145	0.015	0.004	0.01	8.21	9	1.199	0.005	22.2	4.0
Left side	802.11a	100/5500	87.32	1.145	0.012	0.003	-0.19	8.21	9	1.199	0.004	22.2	4.0
Right side	802.11a	100/5500	87.32	1.145	0.185	0.05	0.06	8.21	9	1.199	0.069	22.2	4.0
Top side	802.11a	100/5500	87.32	1.145	0.019	0.005	0.03	8.21	9	1.199	0.007	22.2	4.0
Bottom side	802.11a	100/5500	87.32	1.145	0	0	0	8.21	9	1.199	0.000	22.2	4.0
Right side	802.11a	116/5580	87.32	1.145	0.166	0.043	0.02	7.98	9	1.265	0.062	22.2	4.0
Right side	802.11a	140/5700	87.32	1.145	0.161	0.041	0.05	6.02	7.5	1.406	0.066	22.2	4.0
Extremity Test data U-NII-3(Separate 0mm)													
Front side	802.11n-HT40	151/5755	70.88	1.411	0.079	0.028	0.05	6.98	7.5	1.127	0.045	22.2	4.0
Back-1 side	802.11n-HT40	151/5755	70.88	1.411	0.011	0.004	-0.17	6.98	7.5	1.127	0.006	22.2	4.0
Left side	802.11n-HT40	151/5755	70.88	1.411	0.008	0.003	0.03	6.98	7.5	1.127	0.005	22.2	4.0
Right side	802.11n-HT40	151/5755	70.88	1.411	0.157	0.037	0.08	6.98	7.5	1.127	0.059	22.2	4.0
Top side	802.11n-HT40	151/5755	70.88	1.411	0.01	0.004	0.01	6.98	7.5	1.127	0.006	22.2	4.0
Bottom side	802.11n-HT40	151/5755	70.88	1.411	0	0	0	6.98	7.5	1.127	0.000	22.2	4.0

Unless otherwise agreed in writing, this document is issued by the Company subject to its General Conditions of Service printed overleaf, available on request or accessible at <http://www.sgs.com/en/Terms-and-Conditions.aspx> and, for electronic format documents, subject to Terms and Conditions for Electronic Documents at <http://www.sgs.com/en/Terms-and-Conditions/Terms-e-Documents.aspx>. Attention is drawn to the limitation of liability, indemnification and jurisdiction issues defined therein. Any holder of this document is advised that information contained hereon reflects the Company's findings at the time of its intervention only and within the limits of Client's instructions, if any. The Company's sole responsibility is to its Client and this document does not exonerate parties to a transaction from exercising all their rights and obligations under the transaction documents. This document cannot be reproduced except in full, without prior written approval of the Company. Any unauthorized alteration, forgery or falsification of the content or appearance of this document is unlawful and offenders may be prosecuted to the fullest extent of the law. Unless otherwise stated the results shown in this test report refer only to the sample(s) tested and such sample(s) are retained for 30 days only.

Attention: To check the authenticity of testing /inspection report and certificate, please contact us at telephone: (86-755) 8307 1443, or email: CN.Doccheck@sgs.com

No.10, Weiye Road, Innovation Park, Kunshan, Jiangsu, China 215300

中国·江苏·昆山市留学院创业园伟业路10号 邮编 215300

t(86-512)57355888 f(86-512)57370818 www.sgsgroup.com.cn

t(86-512)57355888 f(86-512)57370818 sgs.china@sgs.com





Compliance Certification Services
(Kunshan) Inc.

Report No.: KSEM210700111901

Page: 85 of 128

Right side	802.11n-HT40	159/5795	70.88	1.411	0.136	0.029	0.06	5.39	6	1.151	0.047	22.2	4.0
------------	--------------	----------	-------	-------	-------	-------	------	------	---	-------	-------	------	-----

Test position	Test mode	Test Ch./Freq.	Duty Cycle %	Duty Cycle Scaled factor	SAR (W/kg) 1-g	SAR (W/kg) 10-g	Power drift (dB)	Conducted power (dBm)	Tune up Limit (dBm)	Scaled factor	Scaled SAR (W/kg) 1-g	Liquid Temp.	SAR limit (W/kg)
Body Test data U-NII-1(Separate 10mm)													
Front side	802.11a	36/5180	87.32	1.145	0.014	0.005	0.06	10.04	10.5	1.112	0.017	22.2	2.0
Back-1 side	802.11a	36/5180	87.32	1.145	0.002	0.001	0.08	10.04	10.5	1.112	0.003	22.2	2.0
Left side	802.11a	36/5180	87.32	1.145	0.002	0.001	-0.13	10.04	10.5	1.112	0.002	22.2	2.0
Right side	802.11a	36/5180	87.32	1.145	0.030	0.009	0.16	10.04	10.5	1.112	0.038	22.2	2.0
Top side	802.11a	36/5180	87.32	1.145	0.002	0.001	0.07	10.04	10.5	1.112	0.003	22.2	2.0
Bottom side	802.11a	36/5180	87.32	1.145	0.000	0.000	0.17	10.04	10.5	1.112	0.000	22.2	2.0
Right side	802.11a	40/5200	87.32	1.145	0.026	0.008	0.08	9.85	10.5	1.161	0.035	22.2	2.0
Right side	802.11a	48/5240	87.32	1.145	0.025	0.008	0.11	9.19	10.5	1.352	0.038	22.2	2.0
Body Test data U-NII-2A(Separate 10mm)													
Front side	802.11a	52/5260	87.32	1.145	0.015	0.006	-0.06	8.95	9.5	1.135	0.019	22.2	2.0
Back-1 side	802.11a	52/5260	87.32	1.145	0.002	0.001	-0.02	8.95	9.5	1.135	0.003	22.2	2.0
Left side	802.11a	52/5260	87.32	1.145	0.002	0.000	-0.03	8.95	9.5	1.135	0.003	22.2	2.0
Right side	802.11a	52/5260	87.32	1.145	0.027	0.009	-0.07	8.95	9.5	1.135	0.035	22.2	2.0
Top side	802.11a	52/5260	87.32	1.145	0.002	0.001	0.14	8.95	9.5	1.135	0.003	22.2	2.0
Bottom side	802.11a	52/5260	87.32	1.145	0.000	0.000	0	8.95	9.5	1.135	0.000	22.2	2.0
Right side	802.11a	60/5300	87.32	1.145	0.027	0.008	-0.05	8.33	9.5	1.309	0.040	22.2	2.0
Right side	802.11a	64/5320	87.32	1.145	0.025	0.008	-0.09	8.16	9.5	1.361	0.040	22.2	2.0
Body Test data U-NII-2C(Separate 10mm)													
Front side	802.11a	100/5500	87.32	1.145	0.013	0.005	0.12	8.21	9	1.199	0.018	22.2	2.0
Back-1 side	802.11a	100/5500	87.32	1.145	0.002	0.001	0.07	8.21	9	1.199	0.003	22.2	2.0
Left side	802.11a	100/5500	87.32	1.145	0.002	0.000	-0.05	8.21	9	1.199	0.002	22.2	2.0
Right side	802.11a	100/5500	87.32	1.145	0.028	0.009	-0.13	8.21	9	1.199	0.039	22.2	2.0
Top side	802.11a	100/5500	87.32	1.145	0.003	0.001	-0.06	8.21	9	1.199	0.004	22.2	2.0
Bottom side	802.11a	100/5500	87.32	1.145	0.000	0.000	0	8.21	9	1.199	0.000	22.2	2.0
Right side	802.11a	116/5580	87.32	1.145	0.025	0.008	0.06	7.98	9	1.265	0.036	22.2	2.0
Right side	802.11a	140/5700	87.32	1.145	0.024	0.008	0.01	6.02	7.5	1.406	0.039	22.2	2.0
Body Test data U-NII-3(Separate 10mm)													
Front side	802.11n-HT40	151/5755	70.88	1.411	0.012	0.005	0.08	6.98	7.5	1.127	0.019	22.2	2.0
Back-1 side	802.11n-HT40	151/5755	70.88	1.411	0.001	0.000	-0.02	6.98	7.5	1.127	0.002	22.2	2.0
Left side	802.11n-HT40	151/5755	70.88	1.411	0.001	0.000	-0.01	6.98	7.5	1.127	0.001	22.2	2.0
Right side	802.11n-HT40	151/5755	70.88	1.411	0.024	0.007	0.1	6.98	7.5	1.127	0.038	22.2	2.0
Top side	802.11n-HT40	151/5755	70.88	1.411	0.001	0.001	0.18	6.98	7.5	1.127	0.002	22.2	2.0
Bottom side	802.11n-HT40	151/5755	70.88	1.411	0.000	0.000	0	6.98	7.5	1.127	0.000	22.2	2.0

Unless otherwise agreed in writing, this document is issued by the Company subject to its General Conditions of Service printed overleaf, available on request or accessible at <http://www.sgs.com/en/Terms-and-Conditions.aspx> and, for electronic format documents, subject to Terms and Conditions for Electronic Documents at <http://www.sgs.com/en/Terms-and-Conditions/Terms-e-Documents.aspx>. Attention is drawn to the limitation of liability, indemnification and jurisdiction issues defined therein. Any holder of this document is advised that information contained hereon reflects the Company's findings at the time of its intervention only and within the limits of Client's instructions, if any. The Company's sole responsibility is to its Client and this document does not exonerate parties to a transaction from exercising all their rights and obligations under the transaction documents. This document cannot be reproduced except in full, without prior written approval of the Company. Any unauthorized alteration, forgery or falsification of the content or appearance of this document is unlawful and offenders may be prosecuted to the fullest extent of the law. Unless otherwise stated the results shown in this test report refer only to the sample(s) tested and such sample(s) are retained for 30 days only.

Attention: To check the authenticity of testing /inspection report and certificate, please contact us at telephone: (86-755) 8307 1443, or email: CN.Doccheck@sgs.com

No.10, Weiye Road, Innovation Park, Kunshan, Jiangsu, China 215300

中国·江苏·昆山市留学院创业园伟业路10号 邮编 215300

t(86-512)57355888 f(86-512)57370818 www.sgsgroup.com.cn

t(86-512)57355888 f(86-512)57370818 sgs.china@sgs.com





**Compliance Certification Services
(Kunshan) Inc.**

Report No.: KSEM210700111901

Page: 86 of 128

Right side	802.11n-HT40	159/5795	70.88	1.411	0.021	0.005	0.01	5.39	6	1.151	0.034	22.2	2.0
------------	--------------	----------	-------	-------	-------	-------	------	------	---	-------	-------	------	-----

Note:

- 1) The maximum Scaled SAR value is marked in bold. Graph results refer to Appendix B
- 2) If the reported (scaled) SAR measured at the middle channel or highest output power channel for each test configuration is ≤ 2.0 W/kg then testing at the other channels is not required for such test configuration(s). Per Kdb248227 D01, When the reported SAR is > 2.0 W/kg, SAR is required for that exposure configuration using the next highest measured output power channel.
- 3) Each channel was tested at the lowest data rate.



Unless otherwise agreed in writing, this document is issued by the Company subject to its General Conditions of Service printed overleaf, available on request or accessible at <http://www.sgs.com/en/Terms-and-Conditions.aspx> and, for electronic format documents, subject to Terms and Conditions for Electronic Documents at <http://www.sgs.com/en/Terms-and-Conditions/Terms-e-Document.aspx>. Attention is drawn to the limitation of liability, indemnification and jurisdiction issues defined therein. Any holder of this document is advised that information contained hereon reflects the Company's findings at the time of its intervention only and within the limits of Client's instructions, if any. The Company's sole responsibility is to its Client and this document does not exonerate parties to a transaction from exercising all their rights and obligations under the transaction documents. This document cannot be reproduced except in full, without prior written approval of the Company. Any unauthorized alteration, forgery or falsification of the content or appearance of this document is unlawful and offenders may be prosecuted to the fullest extent of the law. Unless otherwise stated the results shown in this test report refer only to the sample(s) tested and such sample(s) are retained for 30 days only.

Attention: To check the authenticity of testing /inspection report & certificate, please contact us at telephone: (86-755) 8307 1443, or email: CN.Doccheck@sgs.com

No.10, Weiye Road, Innovation Park, Kunshan, Jiangsu, China 215300

中国·江苏·昆山市留学院创业园伟业路10号 邮编 215300

t(86-512)57355888 f(86-512)57370818 www.sgsgroup.com.cn

t(86-512)57355888 f(86-512)57370818 sgs.china@sgs.com

8.3.17 Repeat SAR Measurement

Band	Mode	Test Position	Test Ch./Freq.	Original Measured SAR10g (mW/g)	1st Repeated SAR10g (mW/g)	Ratio
WCDMA Band II	RMC	Back side	9400/1880	2.72	2.63	1.03
WCDMA Band IV	RMC	Back side	1412/1732.4	2.64	2.52	1.05
LTE Band 2	QPSK	Back side	19100/1900	2.85	2.69	1.06
LTE Band 4	QPSK	Back side	20300/1745	2.57	2.44	1.05
LTE Band 7	QPSK	Back side	21350/2560	2.47	2.37	1.04
LTE Band 25	QPSK	Back side	26590/1905	3	2.82	1.06

Note:

- 1) Per KDB 865664 D01v01, for each frequency band, repeated SAR measurement is required only when the measured SAR is $\geq 2.0\text{W/Kg}$.
- 2) Per KDB 865664 D01v01, if the ratio of largest to smallest SAR for the original and first repeated measurement is ≤ 1.2 and the measured SAR $< 3.625\text{W/Kg}$, only one repeated measurement is required.
- 3) The ratio is the difference in percentage between original and repeated measured SAR.



Unless otherwise agreed in writing, this document is issued by the Company subject to its General Conditions of Service printed overleaf, available on request or accessible at <http://www.sgs.com/en/Terms-and-Conditions.aspx> and, for electronic format documents, subject to Terms and Conditions for Electronic Documents at <http://www.sgs.com/en/Terms-and-Conditions/Terms-e-Documents.aspx>. Attention is drawn to the limitation of liability, indemnification and jurisdiction issues defined therein. Any holder of this document is advised that information contained hereon reflects the Company's findings at the time of its intervention only and within the limits of Client's instructions, if any. The Company's sole responsibility is to its Client and this document does not exonerate parties to a transaction from exercising all their rights and obligations under the transaction documents. This document cannot be reproduced except in full, without prior written approval of the Company. Any unauthorized alteration, forgery or falsification of the content or appearance of this document is unlawful and offenders may be prosecuted to the fullest extent of the law. Unless otherwise stated the results shown in this test report refer only to the sample(s) tested and such sample(s) are retained for 30 days only.

Attention: To check the authenticity of testing / inspection report & certificate, please contact us at telephone: (86-755) 8307 1443, or email: CN.Doccheck@sgs.com

No.10, Weiye Road, Innovation Park, Kunshan, Jiangsu, China 215300

中国·江苏·昆山市留学院创业园伟业路10号 邮编 215300

t(86-512)57355888 f(86-512)57370818 www.sgsgroup.com.cn

t(86-512)57355888 f(86-512)57370818 sgs.china@sgs.com



8.4 Multiple Transmitter Evaluation

8.4.1 Simultaneous SAR test evaluation

Simultaneous Transmission

NO.	Simultaneous Transmission Configuration	Extremity
1	WCDMA(Data) + Wi-Fi	Yes
2	WCDMA(Data) + BT	Yes
3	LTE(Data) + Wi-Fi	Yes
4	LTE(Data) + BT	Yes
5	BT+ Wi-Fi	No

Note:

- 1) Wi-Fi and Bluetooth share the same Tx antenna and can't transmit simultaneously.



Unless otherwise agreed in writing, this document is issued by the Company subject to its General Conditions of Service printed overleaf, available on request or accessible at <http://www.sgs.com/en/Terms-and-Conditions.aspx> and, for electronic format documents, subject to Terms and Conditions for Electronic Documents at <http://www.sgs.com/en/Terms-and-Conditions/Terms-e-Documents.aspx>. Attention is drawn to the limitation of liability, indemnification and jurisdiction issues defined therein. Any holder of this document is advised that information contained hereon reflects the Company's findings at the time of its intervention only and within the limits of Client's instructions, if any. The Company's sole responsibility is to its Client and this document does not exonerate parties to a transaction from exercising all their rights and obligations under the transaction documents. This document cannot be reproduced except in full, without prior written approval of the Company. Any unauthorized alteration, forgery or falsification of the content or appearance of this document is unlawful and offenders may be prosecuted to the fullest extent of the law. Unless otherwise stated the results shown in this test report refer only to the sample(s) tested and such sample(s) are retained for 30 days only.

Attention: To check the authenticity of testing / inspection report & certificate, please contact us at telephone: (86-755) 8307 1443, or email: CN.Doccheck@sgs.com

No.10, Weiye Road, Innovation Park, Kunshan, Jiangsu, China 215300

中国·江苏·昆山市留学院创业园伟业路10号 邮编 215300

t(86-512)57355888 f(86-512)57370818 www.sgsgroup.com.cn

t(86-512)57355888 f(86-512)57370818 sgs.china@sgs.com

8.4.2 Estimated SAR

When the standalone SAR test exclusion is applied to an antenna that transmits simultaneously with other antennas, the standalone SAR must be estimated according to the following to determine simultaneous transmission SAR test exclusion:

• $(\text{max. power of channel, including tune-up tolerance, mW}) / (\text{min. test separation distance, mm}) \cdot [\sqrt{f(\text{GHz})} / x] \text{ W/kg}$
for test separation distances $\leq 50 \text{ mm}$;

Where $x = 7.5$ for 1-g SAR, and $x = 18.75$ for 10-g SAR.

• 0.4 W/kg for 1-g SAR and 1.0 W/kg for 10-g SAR, when the test separation distances is $> 50 \text{ mm}$.

Estimated SAR Result

Freq. Band	Frequency (MHz)	Test Position	Test Separation (mm)	max. power(dBm)	Estimated 10g SAR (W/kg)
Bluetooth	2480	Extremity	0	8.5	0.119

Estimated SAR Result

Freq. Band	Frequency (MHz)	Test Position	Test Separation (mm)	max. power(dBm)	Estimated 10g SAR (W/kg)
Bluetooth	2480	Body	10	8.5	0.149

Unless otherwise agreed in writing, this document is issued by the Company subject to its General Conditions of Service printed overleaf, available on request or accessible at <http://www.sgs.com/en/Terms-and-Conditions.aspx> and, for electronic format documents, subject to Terms and Conditions for Electronic Documents at <http://www.sgs.com/en/Terms-and-Conditions/Terms-e-Documents.aspx>. Attention is drawn to the limitation of liability, indemnification and jurisdiction issues defined therein. Any holder of this document is advised that information contained hereon reflects the Company's findings at the time of its intervention only and within the limits of Client's instructions, if any. The Company's sole responsibility is to its Client and this document does not exonerate parties to a transaction from exercising all their rights and obligations under the transaction documents. This document cannot be reproduced except in full, without prior written approval of the Company. Any unauthorized alteration, forgery or falsification of the content or appearance of this document is unlawful and offenders may be prosecuted to the fullest extent of the law. Unless otherwise stated the results shown in this test report refer only to the sample(s) tested and such sample(s) are retained for 30 days only.

Attention: To check the authenticity of testing / inspection report & certificate, please contact us at telephone: (86-755) 8307 1443, or email: CN.Doccheck@sgs.com

No.10, Weiye Road, Innovation Park, Kunshan, Jiangsu, China 215300

中国·江苏·昆山市留学院创业园伟业路10号 邮编 215300

t(86-512)57355888 f(86-512)57370818 www.sgsgroup.com.cn

t(86-512)57355888 f(86-512)57370818 sgs.china@sgs.com



Compliance Certification Services (Kunshan)
EMC Laboratory

1) Simultaneous Transmission SAR Summation Scenario for Extremity

WWAN Band	Exposure position	①MAX. WWAN SAR(W/kg)	②MAX. WLAN 2.4GHz SAR(W/kg)	③MAX. WLAN 5GHz SAR(W/kg)	④MAX. BT SAR(W/kg)	Summed SAR ①+②	Summed SAR ①+③	Summed SAR ①+④	Case NO.
WCDMA Band II	Front	1.585	0.112	0.045	0.119	1.697	1.630	1.704	No
	Back	3.188	0.016	0.006	0.119	3.204	3.194	3.307	No
	Left	0.216	0.007	0.005	0.119	0.223	0.221	0.335	No
	Right	0.179	0.277	0.070	0.119	0.456	0.249	0.298	No
	Top	0.000	0.007	0.007	0.119	0.007	0.007	0.119	No
	Bottom	1.916	0.000	0.000	0.119	1.916	1.916	2.035	No
WCDMA Band IV	Front	1.437	0.112	0.045	0.119	1.549	1.482	1.556	No
	Back	2.983	0.016	0.006	0.119	2.999	2.989	3.102	No
	Left	0.024	0.007	0.005	0.119	0.031	0.029	0.143	No
	Right	0.017	0.277	0.070	0.119	0.294	0.087	0.136	No
	Top	0.000	0.007	0.007	0.119	0.007	0.007	0.119	No
	Bottom	1.766	0.000	0.000	0.119	1.766	1.766	1.885	No
WCDMA Band V	Front	0.245	0.112	0.045	0.119	0.357	0.290	0.364	No
	Back	0.913	0.016	0.006	0.119	0.929	0.919	1.032	No
	Left	0.045	0.007	0.005	0.119	0.052	0.050	0.164	No
	Right	0.032	0.277	0.070	0.119	0.309	0.102	0.151	No
	Top	0.000	0.007	0.007	0.119	0.007	0.007	0.119	No
	Bottom	0.345	0.000	0.000	0.119	0.345	0.345	0.464	No
LTE Band 2	Front	1.393	0.112	0.045	0.119	1.505	1.438	1.512	No
	Back	3.555	0.016	0.006	0.119	3.571	3.561	3.674	No
	Left	0.307	0.007	0.005	0.119	0.314	0.312	0.426	No
	Right	0.181	0.277	0.070	0.119	0.458	0.251	0.300	No
	Top	0.000	0.007	0.007	0.119	0.007	0.007	0.119	No
	Bottom	1.936	0.000	0.000	0.119	1.936	1.936	2.055	No
LTE Band 4	Front	1.367	0.112	0.045	0.119	1.479	1.412	1.486	No
	Back	2.978	0.016	0.006	0.119	2.994	2.984	3.097	No
	Left	0.245	0.007	0.005	0.119	0.252	0.250	0.364	No
	Right	0.160	0.277	0.070	0.119	0.437	0.230	0.279	No
	Top	0.000	0.007	0.007	0.119	0.007	0.007	0.119	No
	Bottom	1.879	0.000	0.000	0.119	1.879	1.879	1.998	No

Unless otherwise agreed in writing, this document is issued by the Company subject to its General Conditions of Service printed overleaf, available on request or accessible at <http://www.sgs.com/en/Terms-and-Conditions.aspx> and, for electronic format documents, subject to Terms and Conditions for Electronic Documents at <http://www.sgs.com/en/Terms-and-Conditions/Terms-e-Document.aspx>. Attention is drawn to the limitation of liability, indemnification and jurisdiction issues defined therein. Any holder of this document is advised that information contained hereon reflects the Company's findings at the time of its intervention only and within the limits of Client's instructions, if any. The Company's sole responsibility is to its Client and this document does not exonerate parties to a transaction from exercising all their rights and obligations under the transaction documents. This document cannot be reproduced except in full, without prior written approval of the Company. Any unauthorized alteration, forgery or falsification of the content or appearance of this document is unlawful and offenders may be prosecuted to the fullest extent of the law. Unless otherwise stated the results shown in this test report refer only to the sample(s) tested and such sample(s) are retained for 30 days only.

Attention: To check the authenticity of testing / inspection report & certificate, please contact us at telephone: (86-755) 8307 1443, or email: CN.Doccheck@sgs.com

No.10, Weiye Road, Innovation Park, Kunshan, Jiangsu, China 215300
中国·江苏·昆山市留学院创业园伟业路10号 邮编 215300

t(86-512)57355888 f(86-512)57370818 www.sgsgroup.com.cn
t(86-512)57355888 f(86-512)57370818 sgs.china@sgs.com



LTE Band 5	Front	0.504	0.112	0.045	0.119	0.616	0.549	0.623	No
	Back	1.164	0.016	0.006	0.119	1.180	1.170	1.283	No
	Left	0.123	0.007	0.005	0.119	0.130	0.128	0.242	No
	Right	0.090	0.277	0.070	0.119	0.367	0.160	0.209	No
	Top	0.000	0.007	0.007	0.119	0.007	0.007	0.119	No
	Bottom	0.649	0.000	0.000	0.119	0.649	0.649	0.768	No
LTE Band 7	Front	1.228	0.112	0.045	0.119	1.340	1.273	1.347	No
	Back	2.889	0.016	0.006	0.119	2.905	2.895	3.008	No
	Left	0.279	0.007	0.005	0.119	0.286	0.284	0.398	No
	Right	0.204	0.277	0.070	0.119	0.481	0.274	0.323	No
	Top	0.000	0.007	0.007	0.119	0.007	0.007	0.119	No
	Bottom	2.104	0.000	0.000	0.119	2.104	2.104	2.223	No
LTE Band 12	Front	0.453	0.112	0.045	0.119	0.565	0.498	0.572	No
	Back	0.967	0.016	0.006	0.119	0.983	0.973	1.086	No
	Left	0.124	0.007	0.005	0.119	0.131	0.129	0.243	No
	Right	0.074	0.277	0.070	0.119	0.351	0.144	0.193	No
	Top	0.000	0.007	0.007	0.119	0.007	0.007	0.119	No
	Bottom	0.596	0.000	0.000	0.119	0.596	0.596	0.715	No
LTE Band 13	Front	0.507	0.112	0.045	0.119	0.619	0.552	0.626	No
	Back	1.012	0.016	0.006	0.119	1.028	1.018	1.131	No
	Left	0.110	0.007	0.005	0.119	0.117	0.115	0.229	No
	Right	0.066	0.277	0.070	0.119	0.343	0.136	0.185	No
	Top	0.000	0.007	0.007	0.119	0.007	0.007	0.119	No
	Bottom	0.541	0.000	0.000	0.119	0.541	0.541	0.660	No
LTE Band 14	Front	0.576	0.112	0.045	0.119	0.688	0.621	0.695	No
	Back	1.110	0.016	0.006	0.119	1.126	1.116	1.229	No
	Left	0.137	0.007	0.005	0.119	0.144	0.142	0.256	No
	Right	0.074	0.277	0.070	0.119	0.351	0.144	0.193	No
	Top	0.000	0.007	0.007	0.119	0.007	0.007	0.119	No
	Bottom	0.695	0.000	0.000	0.119	0.695	0.695	0.814	No
LTE Band 17	Front	0.480	0.112	0.045	0.119	0.592	0.525	0.599	No
	Back	0.861	0.016	0.006	0.119	0.877	0.867	0.980	No
	Left	0.136	0.007	0.005	0.119	0.143	0.141	0.255	No



Unless otherwise agreed in writing, this document is issued by the Company subject to its General Conditions of Service printed overleaf, available on request or accessible at <http://www.sgs.com/en/Terms-and-Conditions.aspx> and, for electronic format documents, subject to Terms and Conditions for Electronic Documents at <http://www.sgs.com/en/Terms-and-Conditions/Terms-e-Documents.aspx>. Attention is drawn to the limitation of liability, indemnification and jurisdiction issues defined therein. Any holder of this document is advised that information contained hereon reflects the Company's findings at the time of its intervention only and within the limits of Client's instructions, if any. The Company's sole responsibility is to its Client and this document does not exonerate parties to a transaction from exercising all their rights and obligations under the transaction documents. This document cannot be reproduced except in full, without prior written approval of the Company. Any unauthorized alteration, forgery or falsification of the content or appearance of this document is unlawful and offenders may be prosecuted to the fullest extent of the law. Unless otherwise stated the results shown in this test report refer only to the sample(s) tested and such sample(s) are retained for 30 days only.

Attention: To check the authenticity of testing / inspection report and certificate, please contact us at telephone: (86-755) 8307 1443, or email: CN.Doccheck@sgs.com

No.10, Weiye Road, Innovation Park, Kunshan, Jiangsu, China 215300

中国·江苏·昆山市留学生创业园伟业路10号 邮编 215300

t(86-512)57355888 f(86-512)57370818 www.sgsgroup.com.cn

t(86-512)57355888 f(86-512)57370818 sgs.china@sgs.com

	Right	0.087	0.277	0.070	0.119	0.364	0.157	0.206	No
	Top	0.000	0.007	0.007	0.119	0.007	0.007	0.119	No
	Bottom	0.624	0.000	0.000	0.119	0.624	0.624	0.743	No
LTE Band 25	Front	1.661	0.112	0.045	0.119	1.773	1.706	1.780	No
	Back	3.413	0.016	0.006	0.119	3.429	3.419	3.532	No
	Left	0.268	0.007	0.005	0.119	0.275	0.273	0.387	No
	Right	0.208	0.277	0.070	0.119	0.485	0.278	0.327	No
	Top	0.000	0.007	0.007	0.119	0.007	0.007	0.119	No
	Bottom	2.150	0.000	0.000	0.119	2.150	2.150	2.269	No
LTE Band 26	Front	0.593	0.112	0.045	0.119	0.705	0.638	0.712	No
	Back	0.996	0.016	0.006	0.119	1.012	1.002	1.115	No
	Left	0.115	0.007	0.005	0.119	0.122	0.120	0.234	No
	Right	0.075	0.277	0.070	0.119	0.352	0.145	0.194	No
	Top	0.000	0.007	0.007	0.119	0.007	0.007	0.119	No
	Bottom	0.907	0.000	0.000	0.119	0.907	0.907	1.026	No
LTE Band 41	Front	1.096	0.112	0.045	0.119	1.208	1.141	1.215	No
	Back	1.809	0.016	0.006	0.119	1.825	1.815	1.928	No
	Left	0.143	0.007	0.005	0.119	0.150	0.148	0.262	No
	Right	0.069	0.277	0.070	0.119	0.346	0.139	0.188	No
	Top	0.000	0.007	0.007	0.119	0.007	0.007	0.119	No
	Bottom	1.213	0.000	0.000	0.119	1.213	1.213	1.332	No



Unless otherwise agreed in writing, this document is issued by the Company subject to its General Conditions of Service printed overleaf, available on request or accessible at <http://www.sgs.com/en/Terms-and-Conditions.aspx> and, for electronic format documents, subject to Terms and Conditions for Electronic Documents at <http://www.sgs.com/en/Terms-and-Conditions/Terms-e-Documents.aspx>. Attention is drawn to the limitation of liability, indemnification and jurisdiction issues defined therein. Any holder of this document is advised that information contained hereon reflects the Company's findings at the time of its intervention only and within the limits of Client's instructions, if any. The Company's sole responsibility is to its Client and this document does not exonerate parties to a transaction from exercising all their rights and obligations under the transaction documents. This document cannot be reproduced except in full, without prior written approval of the Company. Any unauthorized alteration, forgery or falsification of the content or appearance of this document is unlawful and offenders may be prosecuted to the fullest extent of the law. Unless otherwise stated the results shown in this test report refer only to the sample(s) tested and such sample(s) are retained for 30 days only.

Attention: To check the authenticity of testing / inspection report and certificate, please contact us at telephone: (86-755) 8307 1443, or email: CN.Doccheck@sgs.com

No.10, Weiye Road, Innovation Park, Kunshan, Jiangsu, China 215300

中国·江苏·昆山市留学生创业园伟业路10号 邮编 215300

t(86-512)57355888 f(86-512)57370818 www.sgsgroup.com.cn

t(86-512)57355888 f(86-512)57370818 sgs.china@sgs.com

2) Simultaneous Transmission SAR Summation Scenario for Body

WWAN Band	Exposure position	①MAX. WWAN SAR(W/kg)	②MAX. WLAN 2.4GHz SAR(W/kg)	③MAX. WLAN 5GHz SAR(W/kg)	④MAX. BT SAR(W/kg)	Summed SAR ①+②	Summed SAR ①+③	Summed SAR ①+④	Case NO.
WCDMA Band II	Front	0.544	0.035	0.019	0.149	0.579	0.563	0.693	No
	Back	1.174	0.005	0.003	0.149	1.179	1.177	1.323	No
	Left	0.073	0.002	0.003	0.149	0.075	0.076	0.222	No
	Right	0.056	0.113	0.040	0.149	0.169	0.096	0.205	No
	Top	0.000	0.003	0.004	0.149	0.003	0.004	0.149	No
	Bottom	0.684	0.000	0.000	0.149	0.684	0.684	0.833	No
WCDMA Band IV	Front	0.474	0.035	0.019	0.149	0.509	0.493	0.623	No
	Back	1.076	0.005	0.003	0.149	1.081	1.079	1.225	No
	Left	0.007	0.002	0.003	0.149	0.009	0.010	0.156	No
	Right	0.006	0.113	0.040	0.149	0.119	0.046	0.155	No
	Top	0.000	0.003	0.004	0.149	0.003	0.004	0.149	No
	Bottom	0.562	0.000	0.000	0.149	0.562	0.562	0.711	No
WCDMA Band V	Front	0.087	0.035	0.019	0.149	0.122	0.106	0.236	No
	Back	0.236	0.005	0.003	0.149	0.241	0.239	0.385	No
	Left	0.014	0.002	0.003	0.149	0.016	0.017	0.163	No
	Right	0.011	0.113	0.040	0.149	0.124	0.051	0.160	No
	Top	0.000	0.003	0.004	0.149	0.003	0.004	0.149	No
	Bottom	0.116	0.000	0.000	0.149	0.116	0.116	0.265	No
LTE Band 2	Front	0.515	0.035	0.019	0.149	0.550	0.534	0.664	No
	Back	1.181	0.005	0.003	0.149	1.186	1.184	1.330	No
	Left	0.09	0.002	0.003	0.149	0.092	0.093	0.239	No
	Right	0.055	0.113	0.040	0.149	0.168	0.095	0.204	No
	Top	0.000	0.003	0.004	0.149	0.003	0.004	0.149	No
	Bottom	0.615	0.000	0.000	0.149	0.615	0.615	0.764	No
LTE Band 4	Front	0.495	0.035	0.019	0.149	0.530	0.514	0.644	No
	Back	1.012	0.005	0.003	0.149	1.017	1.015	1.161	No
	Left	0.08	0.002	0.003	0.149	0.082	0.083	0.229	No
	Right	0.053	0.113	0.040	0.149	0.166	0.093	0.202	No
	Top	0.000	0.003	0.004	0.149	0.003	0.004	0.149	No
	Bottom	0.633	0.000	0.000	0.149	0.633	0.633	0.782	No

Unless otherwise agreed in writing, this document is issued by the Company subject to its General Conditions of Service printed overleaf, available on request or accessible at <http://www.sgs.com/en/Terms-and-Conditions.aspx> and, for electronic format documents, subject to Terms and Conditions for Electronic Documents at <http://www.sgs.com/en/Terms-and-Conditions/Terms-e-Documents.aspx>. Attention is drawn to the limitation of liability, indemnification and jurisdiction issues defined therein. Any holder of this document is advised that information contained hereon reflects the Company's findings at the time of its intervention only and within the limits of Client's instructions, if any. The Company's sole responsibility is to its Client and this document does not exonerate parties to a transaction from exercising all their rights and obligations under the transaction documents. This document cannot be reproduced except in full, without prior written approval of the Company. Any unauthorized alteration, forgery or falsification of the content or appearance of this document is unlawful and offenders may be prosecuted to the fullest extent of the law. Unless otherwise stated the results shown in this test report refer only to the sample(s) tested and such sample(s) are retained for 30 days only.

Attention: To check the authenticity of testing / inspection report & certificate, please contact us at telephone: (86-755) 8307 1443, or email: CN.Doccheck@sgs.com

No.10, Weiye Road, Innovation Park, Kunshan, Jiangsu, China 215300
中国·江苏·昆山市留学院创业园伟业路10号 邮编 215300

t(86-512)57355888 f(86-512)57370818 www.sgsgrupp.com.cn
t(86-512)57355888 f(86-512)57370818 sgs.china@sgs.com



LTE Band 5	Front	0.158	0.035	0.019	0.149	0.193	0.177	0.307	No
	Back	0.289	0.005	0.003	0.149	0.294	0.292	0.438	No
	Left	0.039	0.002	0.003	0.149	0.041	0.042	0.188	No
	Right	0.029	0.113	0.040	0.149	0.142	0.069	0.178	No
	Top	0.000	0.003	0.004	0.149	0.003	0.004	0.149	No
	Bottom	0.209	0.000	0.000	0.149	0.209	0.209	0.358	No
LTE Band 7	Front	0.532	0.035	0.019	0.149	0.567	0.551	0.681	No
	Back	1.116	0.005	0.003	0.149	1.121	1.119	1.265	No
	Left	0.094	0.002	0.003	0.149	0.096	0.097	0.243	No
	Right	0.071	0.113	0.040	0.149	0.184	0.111	0.220	No
	Top	0.000	0.003	0.004	0.149	0.003	0.004	0.149	No
	Bottom	0.789	0.000	0.000	0.149	0.789	0.789	0.938	No
LTE Band 12	Front	0.143	0.035	0.019	0.149	0.178	0.162	0.292	No
	Back	0.263	0.005	0.003	0.149	0.268	0.266	0.412	No
	Left	0.039	0.002	0.003	0.149	0.041	0.042	0.188	No
	Right	0.024	0.113	0.040	0.149	0.137	0.064	0.173	No
	Top	0.000	0.003	0.004	0.149	0.003	0.004	0.149	No
	Bottom	0.201	0.000	0.000	0.149	0.201	0.201	0.350	No
LTE Band 13	Front	0.149	0.035	0.019	0.149	0.184	0.168	0.298	No
	Back	0.275	0.005	0.003	0.149	0.280	0.278	0.424	No
	Left	0.036	0.002	0.003	0.149	0.038	0.039	0.185	No
	Right	0.022	0.113	0.040	0.149	0.135	0.062	0.171	No
	Top	0.000	0.003	0.004	0.149	0.003	0.004	0.149	No
	Bottom	0.204	0.000	0.000	0.149	0.204	0.204	0.353	No
LTE Band 14	Front	0.165	0.035	0.019	0.149	0.200	0.184	0.314	No
	Back	0.307	0.005	0.003	0.149	0.312	0.310	0.456	No
	Left	0.041	0.002	0.003	0.149	0.043	0.044	0.190	No
	Right	0.022	0.113	0.040	0.149	0.135	0.062	0.171	No
	Top	0.000	0.003	0.004	0.149	0.003	0.004	0.149	No
	Bottom	0.201	0.000	0.000	0.149	0.201	0.201	0.350	No
LTE Band 17	Front	0.139	0.035	0.019	0.149	0.174	0.158	0.288	No
	Back	0.236	0.005	0.003	0.149	0.241	0.239	0.385	No
	Left	0.038	0.002	0.003	0.149	0.040	0.041	0.187	No



Unless otherwise agreed in writing, this document is issued by the Company subject to its General Conditions of Service printed overleaf, available on request or accessible at <http://www.sgs.com/en/Terms-and-Conditions.aspx> and, for electronic format documents, subject to Terms and Conditions for Electronic Documents at <http://www.sgs.com/en/Terms-and-Conditions/Terms-e-Documents.aspx>. Attention is drawn to the limitation of liability, indemnification and jurisdiction issues defined therein. Any holder of this document is advised that information contained hereon reflects the Company's findings at the time of its intervention only and within the limits of Client's instructions, if any. The Company's sole responsibility is to its Client and this document does not exonerate parties to a transaction from exercising all their rights and obligations under the transaction documents. This document cannot be reproduced except in full, without prior written approval of the Company. Any unauthorized alteration, forgery or falsification of the content or appearance of this document is unlawful and offenders may be prosecuted to the fullest extent of the law. Unless otherwise stated the results shown in this test report refer only to the sample(s) tested and such sample(s) are retained for 30 days only.

Attention: To check the authenticity of testing / inspection report and certificate, please contact us at telephone: (86-755) 8307 1443, or email: CN.Doccheck@sgs.com

No.10, Weiye Road, Innovation Park, Kunshan, Jiangsu, China 215300

中国·江苏·昆山市留学生创业园伟业路10号 邮编 215300

t(86-512)57355888 f(86-512)57370818 www.sgsgroup.com.cn

t(86-512)57355888 f(86-512)57370818 sgs.china@sgs.com

	Right	0.025	0.113	0.040	0.149	0.138	0.065	0.174	No
	Top	0.000	0.003	0.004	0.149	0.003	0.004	0.149	No
	Bottom	0.179	0.000	0.000	0.149	0.179	0.179	0.328	No
LTE Band 25	Front	0.578	0.035	0.019	0.149	0.613	0.597	0.727	No
	Back	1.180	0.005	0.003	0.149	1.185	1.183	1.329	No
	Left	0.088	0.002	0.003	0.149	0.090	0.091	0.237	No
	Right	0.069	0.113	0.040	0.149	0.182	0.109	0.218	No
	Top	0.000	0.003	0.004	0.149	0.003	0.004	0.149	No
	Bottom	0.725	0.000	0.000	0.149	0.725	0.725	0.874	No
LTE Band 26	Front	0.191	0.035	0.019	0.149	0.226	0.210	0.340	No
	Back	0.32	0.005	0.003	0.149	0.325	0.323	0.469	No
	Left	0.038	0.002	0.003	0.149	0.040	0.041	0.187	No
	Right	0.023	0.113	0.040	0.149	0.136	0.063	0.172	No
	Top	0.000	0.003	0.004	0.149	0.003	0.004	0.149	No
	Bottom	0.269	0.000	0.000	0.149	0.269	0.269	0.418	No
LTE Band 41	Front	0.464	0.035	0.019	0.149	0.499	0.483	0.613	No
	Back	0.741	0.005	0.003	0.149	0.746	0.744	0.890	No
	Left	0.057	0.002	0.003	0.149	0.059	0.060	0.206	No
	Right	0.031	0.113	0.040	0.149	0.144	0.071	0.180	No
	Top	0.000	0.003	0.004	0.149	0.003	0.004	0.149	No
	Bottom	0.507	0.000	0.000	0.149	0.507	0.507	0.656	No



Unless otherwise agreed in writing, this document is issued by the Company subject to its General Conditions of Service printed overleaf, available on request or accessible at <http://www.sgs.com/en/Terms-and-Conditions.aspx> and, for electronic format documents, subject to Terms and Conditions for Electronic Documents at <http://www.sgs.com/en/Terms-and-Conditions/Terms-e-Documents.aspx>. Attention is drawn to the limitation of liability, indemnification and jurisdiction issues defined therein. Any holder of this document is advised that information contained hereon reflects the Company's findings at the time of its intervention only and within the limits of Client's instructions, if any. The Company's sole responsibility is to its Client and this document does not exonerate parties to a transaction from exercising all their rights and obligations under the transaction documents. This document cannot be reproduced except in full, without prior written approval of the Company. Any unauthorized alteration, forgery or falsification of the content or appearance of this document is unlawful and offenders may be prosecuted to the fullest extent of the law. Unless otherwise stated the results shown in this test report refer only to the sample(s) tested and such sample(s) are retained for 30 days only.

Attention: To check the authenticity of testing / inspection report and certificate, please contact us at telephone: (86-755) 8307 1443, or email: CN.Doccheck@sgs.com

No.10, Weiye Road, Innovation Park, Kunshan, Jiangsu, China 215300

中国·江苏·昆山市留学生创业园伟业路10号 邮编 215300

t(86-512)57355888 f(86-512)57370818 www.sgsgroup.com.cn

t(86-512)57355888 f(86-512)57370818 sgs.china@sgs.com

9 Equipment list

Test Platform		SPEAG DASY5 Professional				
Location		Compliance Certification Services (Kunshan) Inc.				
Software Reference		DASY52 52.8.8(1222); SEMCAD X 14.6.10(7331)				
Hardware Reference						
Equipment		Manufacturer	Model	Serial Number	Calibration Date	Due date of calibration
☒	P C	HP	Core(rm)3.16G	CZCO48171H	N/A	N/A
☒	Signal Generator	Agilent	N5182A	MY50142015	2020/09/25	2021/09/24
☒	S-Parameter Network Analyzer	Agilent	E5071B	MY42301382	2021/02/01	2022/01/31
☒	DAK-3.5 probe	SPEAG	DAK-3.5	1102	N/A	N/A
☒	Power meter	Anritsu	ML2495A	1445010	2021/04/15	2022/04/14
☒	Power sensor	Anritsu	MA2411B	1339220	2021/04/15	2022/04/14
☒	Wireless Communication Test Set	R&S	CMU200	109525	2020/10/19	2021/10/18
☒	universal Radio communication tester	R&S	CMW500	159275	2020/10/19	2021/10/18
☒	DAE	SPEAG	DAE4	1245	2021/05/19	2022/05/18
☒	E-field PROBE	SPEAG	EX3DV4	3798	2021/05/31	2022/05/30
☒	Dipole	SPEAG	D750V3	1188	2019/03/07	2022/03/06
☒	Dipole	SPEAG	D835V2	4d114	2019/06/11	2022/06/10
☒	Dipole	SPEAG	D1800V2	2d170	2019/06/11	2022/06/10
☒	Dipole	SPEAG	D1900V2	5d136	2019/06/11	2022/06/10
☒	Dipole	SPEAG	D2450V2	817	2019/06/10	2022/06/09
☒	Dipole	SPEAG	D2600V2	1158	2019/03/08	2022/03/07
☒	Dipole	SPEAG	D5GHzV2	1095	2019/06/14	2022/06/13
☒	Electro Thermometer	DTM	DTM3000	3030	2020/10/24	2021/10/23
☒	Amplifier	Mini-circuits	ZVE-8G	110405	N/A	N/A
☒	Amplifier	Mini-circuits	ZHL-42	QA1331003	N/A	N/A
☒	3db ATTENUATOR	MINI	MCL BW-S3W5	0533	N/A	N/A
☒	DUMMY PROBE	SPEAG	DP_2	SPDP2001AA	N/A	N/A
☒	Dual Directional Coupler	Woken	20W couple	DOM2BHW1A1	N/A	N/A
☒	SAM PHANTOM (ELI4 v4.0)	SPEAG	QDOVA001BB	1102	N/A	N/A
☒	Twin SAM Phantom	SPEAG	QD000P40CD	1609	N/A	N/A
☒	ROBOT	SPEAG	TX60	F10/5E6AA1/A101	N/A	N/A
☒	ROBOT KRC	SPEAG	CS8C	F10/5E6AA1/C101	N/A	N/A
☒	LIQUID CALIBRATION KIT	ANTENNESSA	41/05 OCP9	00425167	N/A	N/A

Note: All the equipments are within the valid period when the tests are performed.

All measurement facilities used to collect the measurement data are located at

☒ No.10, Weiye Rd., Innovation Park, Eco & Tec. Development Part, Kunshan City, Jiangsu Province, China.



Unless otherwise agreed in writing, this document is issued by the Company subject to its General Conditions of Service printed overleaf, available on request or accessible at <http://www.sgs.com/en/Terms-and-Conditions.aspx> and, for electronic format documents, subject to Terms and Conditions for Electronic Documents at <http://www.sgs.com/en/Terms-and-Conditions/Terms-e-Documents.aspx>. Attention is drawn to the limitation of liability, indemnification and jurisdiction issues defined therein. Any holder of this document is advised that information contained hereon reflects the Company's findings at the time of its intervention only and within the limits of Client's instructions, if any. The Company's sole responsibility is to its Client and this document does not exonerate parties to a transaction from exercising all their rights and obligations under the transaction documents. This document cannot be reproduced except in full, without prior written approval of the Company. Any unauthorized alteration, forgery or falsification of the content or appearance of this document is unlawful and offenders may be prosecuted to the fullest extent of the law. Unless otherwise stated the results shown in this test report refer only to the sample(s) tested and such sample(s) are retained for 30 days only.

Attention: To check the authenticity of testing / inspection report & certificate, please contact us at telephone: (86-755) 8307 1443, or email: CN.Doccheck@sgs.com

No.10, Weiye Road, Innovation Park, Kunshan, Jiangsu, China 215300

中国·江苏·昆山市留学生创业园伟业路10号 邮编 215300

t(86-512)57355888 f(86-512)57370818 www.sgsgroup.com.cn

t(86-512)57355888 f(86-512)57370818 sgs.china@sgs.com

10 Calibration certificate

Please see the Appendix C

11 Photographs

Please see the Appendix D



Unless otherwise agreed in writing, this document is issued by the Company subject to its General Conditions of Service printed overleaf, available on request or accessible at <http://www.sgs.com/en/Terms-and-Conditions.aspx> and, for electronic format documents, subject to Terms and Conditions for Electronic Documents at <http://www.sgs.com/en/Terms-and-Conditions/Terms-e-Documents.aspx>. Attention is drawn to the limitation of liability, indemnification and jurisdiction issues defined therein. Any holder of this document is advised that information contained hereon reflects the Company's findings at the time of its intervention only and within the limits of Client's instructions, if any. The Company's sole responsibility is to its Client and this document does not exonerate parties to a transaction from exercising all their rights and obligations under the transaction documents. This document cannot be reproduced except in full, without prior written approval of the Company. Any unauthorized alteration, forgery or falsification of the content or appearance of this document is unlawful and offenders may be prosecuted to the fullest extent of the law. Unless otherwise stated the results shown in this test report refer only to the sample(s) tested and such sample(s) are retained for 30 days only.

Attention: To check the authenticity of testing / inspection report & certificate, please contact us at telephone: (86-755) 8307 1443, or email: CN.Doccheck@sgs.com

No.10, Weiye Road, Innovation Park, Kunshan, Jiangsu, China 215300

中国·江苏·昆山市留学院创业园伟业路10号 邮编 215300

t(86-512)57355888 f(86-512)57370818 www.sgsgroup.com.cn

t(86-512)57355888 f(86-512)57370818 sgs.china@sgs.com



Appendix A: Detailed System Check Results

The plots are showing as followings.



Unless otherwise agreed in writing, this document is issued by the Company subject to its General Conditions of Service printed overleaf, available on request or accessible at <http://www.sgs.com/en/Terms-and-Conditions.aspx> and, for electronic format documents, subject to Terms and Conditions for Electronic Documents at <http://www.sgs.com/en/Terms-and-Conditions/Terms-e-Documents.aspx>. Attention is drawn to the limitation of liability, indemnification and jurisdiction issues defined therein. Any holder of this document is advised that information contained hereon reflects the Company's findings at the time of its intervention only and within the limits of Client's instructions, if any. The Company's sole responsibility is to its Client and this document does not exonerate parties to a transaction from exercising all their rights and obligations under the transaction documents. This document cannot be reproduced except in full, without prior written approval of the Company. Any unauthorized alteration, forgery or falsification of the content or appearance of this document is unlawful and offenders may be prosecuted to the fullest extent of the law. Unless otherwise stated the results shown in this test report refer only to the sample(s) tested and such sample(s) are retained for 30 days only.

Attention: To check the authenticity of testing / inspection report & certificate, please contact us at telephone: (86-755) 8307 1443, or email: CN.Doccheck@sgs.com

No.10, Weiye Road, Innovation Park, Kunshan, Jiangsu, China 215300

中国·江苏·昆山市留学生创业园伟业路10号 邮编 215300

t(86-512)57355888 f(86-512)57370818 www.sgsgroup.com.cn

t(86-512)57355888 f(86-512)57370818 sgs.china@sgs.com

Date: 2021/08/07

Test Laboratory: Compliance Certification Services Inc.

System Performance Check-Head 750MHz

DUT: Dipole 750 MHz; Type: D750V2; Serial: 1188

Communication System: UID 0, CW (0); Frequency: 750 MHz; Duty Cycle: 1:1
Medium parameters used: $f = 750 \text{ MHz}$; $\sigma = 0.898 \text{ S/m}$; $\epsilon_r = 41.66$; $\rho = 1000 \text{ kg/m}^3$
Phantom section: Flat Section
Measurement Standard: DASY5 (IEEE/IEC/ANSI C63.19-2007)

DASY5 Configuration:

- Probe: EX3DV4 - SN3798; ConvF(9.78, 9.78, 9.78); Calibrated: 2021/05/31;
- Sensor-Surface: 1.4mm (Mechanical Surface Detection)
- Electronics: DAE4 Sn1245; Calibrated: 2021/05/19
- Phantom: ELI v4.0; Type: QDOVA001BB; Serial: TP:1102
- Measurement SW: DASY52, Version 52.8 (8); SEMCAD X Version 14.6.10 (7331)

System Performance Check at Frequencies Low 1 GHz/Pin=250 mW, dist=15 mm (EX-Probe)/Area Scan (7x12x1): Measurement grid: $dx=15\text{mm}$, $dy=15\text{mm}$
Maximum value of SAR (measured) = 2.49 W/kg

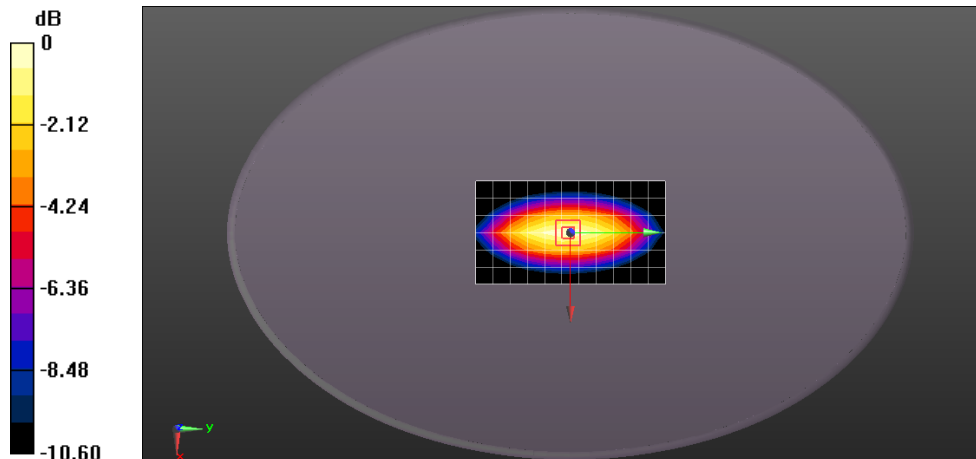
System Performance Check at Frequencies Low 1 GHz/Pin=250 mW, dist=15 mm (EX-Probe)/Zoom Scan (7x7x7) (5x5x7)/Cube 0: Measurement grid: $dx=8\text{mm}$, $dy=8\text{mm}$, $dz=5\text{mm}$

Reference Value = 52.06 V/m; Power Drift = 0.01 dB

Peak SAR (extrapolated) = 2.86 W/kg

SAR(1 g) = 2.02 W/kg; SAR(10 g) = 1.33 W/kg

Maximum value of SAR (measured) = 2.52 W/kg



0 dB = 2.52 W/kg = 4.01 dBW/kg



Unless otherwise agreed in writing, this document is issued by the Company subject to its General Conditions of Service printed overleaf, available on request or accessible at <http://www.sgs.com/en/Terms-and-Conditions.aspx> and, for electronic format documents, subject to Terms and Conditions for Electronic Documents at <http://www.sgs.com/en/Terms-and-Conditions/Terms-e-Document.aspx>. Attention is drawn to the limitation of liability, indemnification and jurisdiction issues defined therein. Any holder of this document is advised that information contained hereon reflects the Company's findings at the time of its intervention only and within the limits of Client's instructions, if any. The Company's sole responsibility is to its Client and this document does not exonerate parties to a transaction from exercising all their rights and obligations under the transaction documents. This document cannot be reproduced except in full, without prior written approval of the Company. Any unauthorized alteration, forgery or falsification of the content or appearance of this document is unlawful and offenders may be prosecuted to the fullest extent of the law. Unless otherwise stated the results shown in this test report refer only to the sample(s) tested and such sample(s) are retained for 30 days only.
Attention: To check the authenticity of testing /inspection report & certificate, please contact us at telephone: (86-755) 8307 1443, or email: CN.Doccheck@sgs.com

No.10, Weiye Road, Innovation Park, Kunshan, Jiangsu, China 215300
中国·江苏·昆山市留学生创业园伟业路10号 邮编 215300

t(86-512)57355888 f(86-512)57370818 www.sgsgroup.com.cn
t(86-512)57355888 f(86-512)57370818 sgs.china@sgs.com

Test Laboratory: Compliance Certification Services Inc.

System Performance Check-Head 835MHz

DUT: Dipole 835 MHz; Type: D835V2; Serial: 4d114

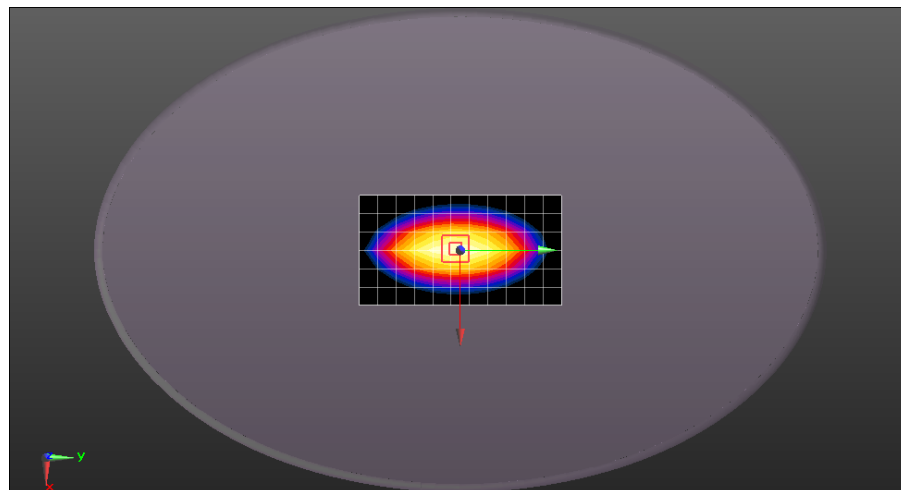
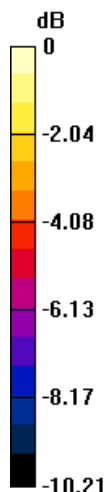
Communication System: UID 0, CW; Frequency: 835 MHz; Duty Cycle: 1:1
Medium parameters used: $f = 835 \text{ MHz}$; $\sigma = 0.904 \text{ S/m}$; $\epsilon_r = 42.233$; $\rho = 1000 \text{ kg/m}^3$
Phantom section: Flat Section
Measurement Standard: DASY5 (IEEE/IEC/ANSI C63.19-2007)

DASY5 Configuration:

- Probe: EX3DV4 - SN3798; ConvF(9.52, 9.52, 9.52); Calibrated: 2021/05/31;
- Sensor-Surface: 1.4mm (Mechanical Surface Detection)
- Electronics: DAE4 Sn1245; Calibrated: 2021/05/19
- Phantom: ELI v4.0; Type: QDOVA001BB; Serial: TP:1102
- Measurement SW: DASY52, Version 52.8 (8); SEMCAD X Version 14.6.10 (7331)

System Performance Check at Frequencies Low 1 GHz/dist=15mm, Pin=250 mW(EX-Probe)/Area Scan (7x12x1): Measurement grid: dx=15mm, dy=15mm
Maximum value of SAR (measured) = 3.19 W/kg

System Performance Check at Frequencies Low 1 GHz/dist=15mm, Pin=250 mW(EX-Probe)/Zoom Scan (7x7x7) (7x7x7)/Cube 0: Measurement grid: dx=5mm, dy=5mm, dz=5mm
Reference Value = 61.23 V/m; Power Drift = -0.06 dB
Peak SAR (extrapolated) = 3.67 W/kg
SAR(1 g) = 2.31 W/kg; SAR(10 g) = 1.5 W/kg
Maximum value of SAR (measured) = 3.10 W/kg



0 dB = 3.10 W/kg = 4.91 dBW/kg



Unless otherwise agreed in writing, this document is issued by the Company subject to its General Conditions of Service printed overleaf, available on request or accessible at <http://www.sgs.com/en/Terms-and-Conditions.aspx> and, for electronic format documents, subject to Terms and Conditions for Electronic Documents at <http://www.sgs.com/en/Terms-and-Conditions/Terms-e-Document.aspx>. Attention is drawn to the limitation of liability, indemnification and jurisdiction issues defined therein. Any holder of this document is advised that information contained hereon reflects the Company's findings at the time of its intervention only and within the limits of Client's instructions, if any. The Company's sole responsibility is to its Client and this document does not exonerate parties to a transaction from exercising all their rights and obligations under the transaction documents. This document cannot be reproduced except in full, without prior written approval of the Company. Any unauthorized alteration, forgery or falsification of the content or appearance of this document is unlawful and offenders may be prosecuted to the fullest extent of the law. Unless otherwise stated the results shown in this test report refer only to the sample(s) tested and such sample(s) are retained for 30 days only.
Attention: To check the authenticity of testing /inspection report & certificate, please contact us at telephone: (86-755) 8307 1443, or email: CN.Doccheck@sgs.com

No.10, Weiye Road, Innovation Park, Kunshan, Jiangsu, China 215300
中国·江苏·昆山市留学院创业园伟业路10号 邮编 215300

t(86-512)57355888 f(86-512)57370818 www.sgsgroup.com.cn
t(86-512)57355888 f(86-512)57370818 sgs.china@sgs.com

Test Laboratory: Compliance Certification Services Inc.

System Performance Check-Head 1800MHz

DUT: Dipole 1800 MHz; Type: D1800V2; Serial: 2d170

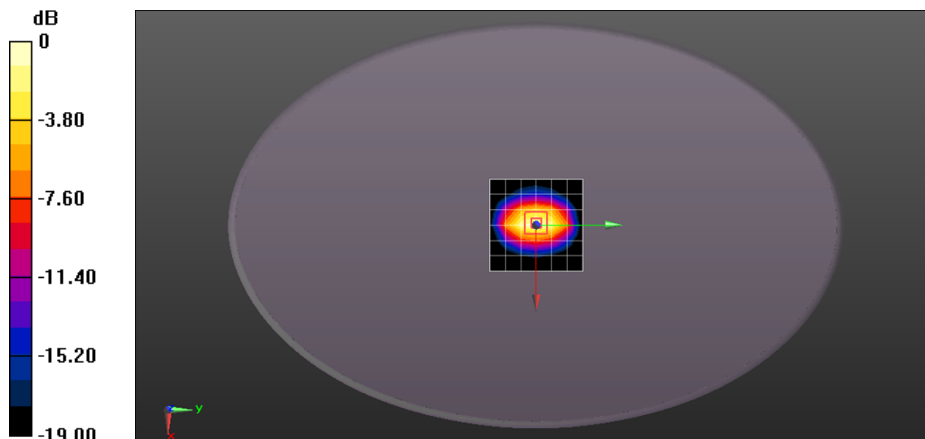
Communication System: UID 10000, CW; Frequency: 1800 MHz; Duty Cycle: 1:1
Medium parameters used: $f = 1800 \text{ MHz}$; $\sigma = 1.38 \text{ S/m}$; $\epsilon_r = 38.612$; $\rho = 1000 \text{ kg/m}^3$
Phantom section: Flat Section
Measurement Standard: DASY5 (IEEE/IEC/ANSI C63.19-2007)

DASY5 Configuration:

- Probe: EX3DV4 - SN3798; ConvF(8.22, 8.22, 8.22); Calibrated: 2021/05/31;
- Sensor-Surface: 1.4mm (Mechanical Surface Detection)
- Electronics: DAE4 Sn1245; Calibrated: 2021/05/19
- Phantom: ELI v4.0; Type: QDOVA001BB; Serial: TP:1102
- Measurement SW: DASY52, Version 52.8 (8); SEMCAD X Version 14.6.10 (7331)

System Performance Check at Frequencies above 1 GHz/d=10mm, Pin=250 mW, dist=2.0mm (EX-Probe) (23.6 dBm)/Area Scan (7x7x1): Measurement grid: dx=15mm, dy=15mm
Maximum value of SAR (measured) = 13.3 W/kg

System Performance Check at Frequencies above 1 GHz/d=10mm, Pin=250 mW, dist=2.0mm (EX-Probe) (23.6 dBm)/Zoom Scan (7x7x7) (7x7x7)/Cube 0: Measurement grid: dx=5mm, dy=5mm, dz=5mm
Reference Value = 100.8 V/m; Power Drift = -0.16 dB
Peak SAR (extrapolated) = 17.2 W/kg
SAR(1 g) = 9.39 W/kg; SAR(10 g) = 4.98 W/kg
Maximum value of SAR (measured) = 13.7 W/kg



0 dB = 13.7 W/kg = 11.37 dBW/kg

Date: 2021/08/11



Unless otherwise agreed in writing, this document is issued by the Company subject to its General Conditions of Service printed overleaf, available on request or accessible at <http://www.sgs.com/en/Terms-and-Conditions.aspx> and, for electronic format documents, subject to Terms and Conditions for Electronic Documents at <http://www.sgs.com/en/Terms-and-Conditions/Terms-e-Documents.aspx>. Attention is drawn to the limitation of liability, indemnification and jurisdiction issues defined therein. Any holder of this document is advised that information contained hereon reflects the Company's findings at the time of its intervention only and within the limits of Client's instructions, if any. The Company's sole responsibility is to its Client and this document does not exonerate parties to a transaction from exercising all their rights and obligations under the transaction documents. This document cannot be reproduced except in full, without prior written approval of the Company. Any unauthorized alteration, forgery or falsification of the content or appearance of this document is unlawful and offenders may be prosecuted to the fullest extent of the law. Unless otherwise stated the results shown in this test report refer only to the sample(s) tested and such sample(s) are retained for 30 days only.
Attention: To check the authenticity of testing /inspection report & certificate, please contact us at telephone: (86-755) 8307 1443, or email: CN.Doccheck@sgs.com

No.10, Weiye Road, Innovation Park, Kunshan, Jiangsu, China 215300
中国·江苏·昆山市留学生创业园伟业路10号 邮编 215300

t(86-512)57355888 f(86-512)57370818 www.sgsgroup.com.cn
t(86-512)57355888 f(86-512)57370818 sgs.china@sgs.com

Test Laboratory: Compliance Certification Services Inc.

System Performance Check-Head 1900MHz**DUT: Dipole 1900 MHz; Type: D1900V2; Serial: 5d136**

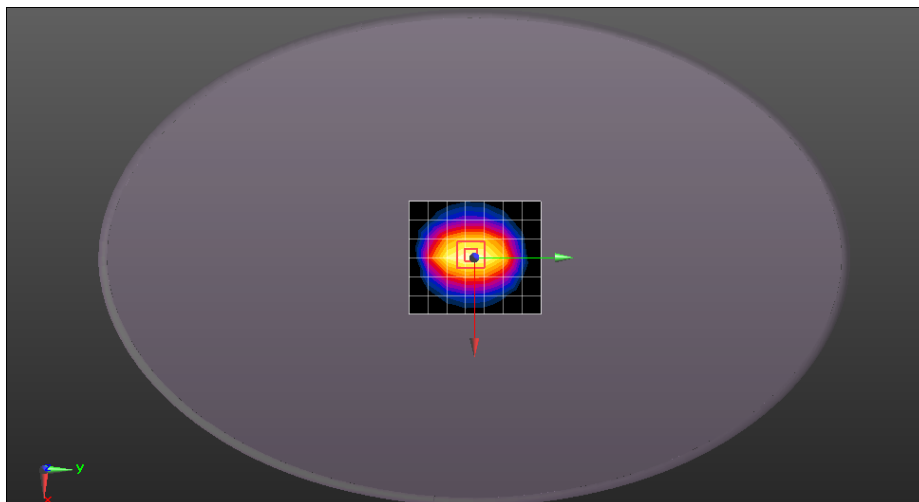
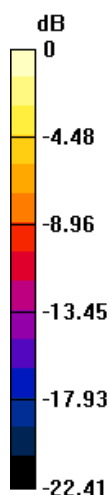
Communication System: UID 0, CW; Frequency: 1900 MHz; Duty Cycle: 1:1
 Medium parameters used: $f = 1900 \text{ MHz}$; $\sigma = 1.373 \text{ S/m}$; $\epsilon_r = 40.58$; $\rho = 1000 \text{ kg/m}^3$
 Phantom section: Flat Section
 Measurement Standard: DASY5 (IEEE/IEC/ANSI C63.19-2007)

DASY5 Configuration:

- Probe: EX3DV4 - SN3798; ConvF(7.89, 7.89, 7.89); Calibrated: 2021/05/31;
- Sensor-Surface: 1.4mm (Mechanical Surface Detection)
- Electronics: DAE4 Sn1245; Calibrated: 2021/05/19
- Phantom: ELI v4.0; Type: QDOVA001BB; Serial: TP:1102
- Measurement SW: DASY52, Version 52.8 (8); SEMCAD X Version 14.6.10 (7331)

System Performance Check at Frequencies above 1 GHz/Pin=250 mW, dist=10mm (EX-Probe)/Area Scan (7x8x1): Measurement grid: dx=15mm, dy=15mm
 Maximum value of SAR (measured) = 11.2 W/kg

System Performance Check at Frequencies above 1 GHz/Pin=250 mW, dist=10mm (EX-Probe)/Zoom Scan (7x7x7) (7x7x7)/Cube 0: Measurement grid: dx=5mm, dy=5mm, dz=5mm
 Reference Value = 92.84 V/m; Power Drift = 0.06 dB
 Peak SAR (extrapolated) = 16.6 W/kg
SAR(1 g) = 9.87 W/kg; SAR(10 g) = 5.09 W/kg
 Maximum value of SAR (measured) = 11.9 W/kg



0 dB = 11.9 W/kg = 10.76 dBW/kg

Date: 2021/08/12



Unless otherwise agreed in writing, this document is issued by the Company subject to its General Conditions of Service printed overleaf, available on request or accessible at <http://www.sgs.com/en/Terms-and-Conditions.aspx> and, for electronic format documents, subject to Terms and Conditions for Electronic Documents at <http://www.sgs.com/en/Terms-and-Conditions/Terms-e-Documents.aspx>. Attention is drawn to the limitation of liability, indemnification and jurisdiction issues defined therein. Any holder of this document is advised that information contained hereon reflects the Company's findings at the time of its intervention only and within the limits of Client's instructions, if any. The Company's sole responsibility is to its Client and this document does not exonerate parties to a transaction from exercising all their rights and obligations under the transaction documents. This document cannot be reproduced except in full, without prior written approval of the Company. Any unauthorized alteration, forgery or falsification of the content or appearance of this document is unlawful and offenders may be prosecuted to the fullest extent of the law. Unless otherwise stated the results shown in this test report refer only to the sample(s) tested and such sample(s) are retained for 30 days only.

Attention: To check the authenticity of testing /inspection report & certificate, please contact us at telephone: (86-755) 8307 1443, or email: CN.Doccheck@sgs.com

No.10, Weiye Road, Innovation Park, Kunshan, Jiangsu, China 215300

中国·江苏·昆山市留学院创业园伟业路10号 邮编 215300

t(86-512)57355888 f(86-512)57370818 www.sgsgroup.com.cnt(86-512)57355888 f(86-512)57370818 sgs.china@sgs.com

Test Laboratory: Compliance Certification Services Inc.

System Performance Check-Head 2450MHz**DUT: Dipole 2450 MHz; Type: D2450V2; Serial: 817**

Communication System: UID 0, CW; Frequency: 2450 MHz; Duty Cycle: 1:1
 Medium parameters used: $f = 2450 \text{ MHz}$; $\sigma = 1.79 \text{ S/m}$; $\epsilon_r = 39.739$; $\rho = 1000 \text{ kg/m}^3$
 Phantom section: Flat Section
 Measurement Standard: DASY5 (IEEE/IEC/ANSI C63.19-2007)

DASY5 Configuration:

- Probe: EX3DV4 - SN3798; ConvF(7.33, 7.33, 7.33); Calibrated: 2021/05/31;
- Sensor-Surface: 1.4mm (Mechanical Surface Detection)
- Electronics: DAE4 Sn1245; Calibrated: 2021/05/19
- Phantom: ELI v4.0; Type: QDOVA001BB; Serial: TP:1102
- Measurement SW: DASY52, Version 52.8 (8); SEMCAD X Version 14.6.10 (7331)

System Performance Check at Frequencies above 1 GHz/d=10mm, Pin=250 mW, dist=2.0mm (EX-Probe)/Area Scan (9x9x1): Measurement grid: dx=12mm, dy=12mm

Maximum value of SAR (measured) = 13.4 W/kg

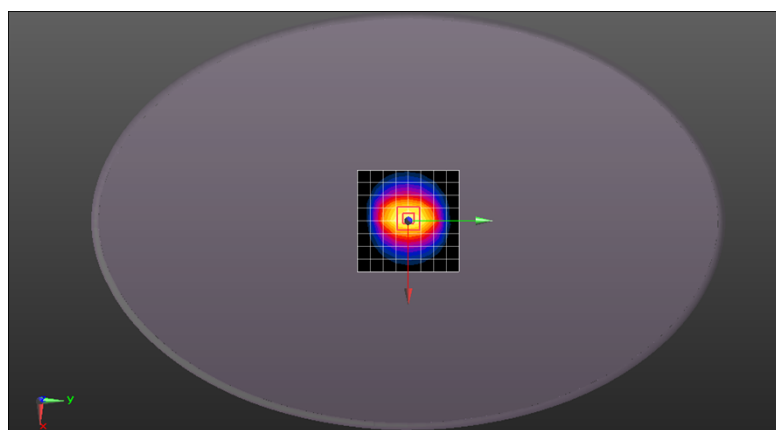
System Performance Check at Frequencies above 1 GHz/d=10mm, Pin=250 mW, dist=2.0mm (EX-Probe)/Zoom Scan (7x7x7) (7x7x7)/Cube 0: Measurement grid: dx=5mm, dy=5mm, dz=5mm

Reference Value = 87.97 V/m; Power Drift = 0.16 dB

Peak SAR (extrapolated) = 21.4 W/kg

SAR(1 g) = 12.8 W/kg; SAR(10 g) = 5.85 W/kg

Maximum value of SAR (measured) = 16.2 W/kg



0 dB = 16.2 W/kg = 12.10 dBW/kg

Date: 2021/08/13

Test Laboratory: Compliance Certification Services Inc.



Unless otherwise agreed in writing, this document is issued by the Company subject to its General Conditions of Service printed overleaf, available on request or accessible at <http://www.sgs.com/en/Terms-and-Conditions.aspx> and, for electronic format documents, subject to Terms and Conditions for Electronic Documents at <http://www.sgs.com/en/Terms-and-Conditions/Terms-e-Document.aspx>. Attention is drawn to the limitation of liability, indemnification and jurisdiction issues defined therein. Any holder of this document is advised that information contained hereon reflects the Company's findings at the time of its intervention only and within the limits of Client's instructions, if any. The Company's sole responsibility is to its Client and this document does not exonerate parties to a transaction from exercising all their rights and obligations under the transaction documents. This document cannot be reproduced except in full, without prior written approval of the Company. Any unauthorized alteration, forgery or falsification of the content or appearance of this document is unlawful and offenders may be prosecuted to the fullest extent of the law. Unless otherwise stated the results shown in this test report refer only to the sample(s) tested and such sample(s) are retained for 30 days only.

Attention: To check the authenticity of testing / inspection report & certificate, please contact us at telephone: (86-755) 8307 1443, or email: CN.Doccheck@sgs.com

No.10, Weiye Road, Innovation Park, Kunshan, Jiangsu, China 215300

中国·江苏·昆山市留学院创业园伟业路10号 邮编 215300

t(86-512)57355888 f(86-512)57370818 www.sgsgroup.com.cnt(86-512)57355888 f(86-512)57370818 sgs.china@sgs.com

System Performance Check-Head 2600MHz**DUT: Dipole 2600 MHz; Type: D2600V2; Serial: 1158**

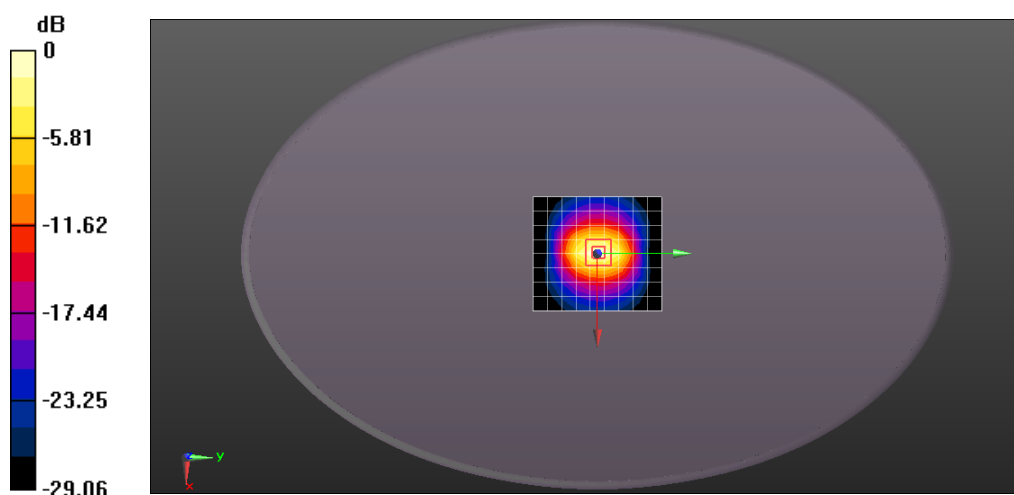
Communication System: UID 0, CW (0); Frequency: 2600 MHz; Duty Cycle: 1:1
 Medium parameters used: $f = 2600$ MHz; $\sigma = 1.962$ S/m; $\epsilon_r = 39.248$; $\rho = 1000$ kg/m³
 Phantom section: Flat Section
 Measurement Standard: DASYS5 (IEEE/IEC/ANSI C63.19-2007)

DASY5 Configuration:

- Probe: EX3DV4 - SN3798; ConvF(7.13, 7.13, 7.13); Calibrated: 2021/05/31;
- Sensor-Surface: 1.4mm (Mechanical Surface Detection)
- Electronics: DAE4 Sn1245; Calibrated: 2021/05/19
- Phantom: ELI v4.0; Type: QDOVA001BB; Serial: TP:1102
- Measurement SW: DASYS52, Version 52.8 (8); SEMCAD X Version 14.6.10 (7331)

System Performance Check at Frequencies above 1 GHz/Pin=250 mW, dist=10mm (EX-Probe)/Area Scan (9x10x1): Measurement grid: dx=12mm, dy=12mm
 Maximum value of SAR (measured) = 18.2 W/kg

System Performance Check at Frequencies above 1 GHz/Pin=250 mW, dist=10mm (EX-Probe)/Zoom Scan (7x7x7) (7x7x7)/Cube 0: Measurement grid: dx=5mm, dy=5mm, dz=5mm
 Reference Value = 101.5 V/m; Power Drift = 0.05 dB
 Peak SAR (extrapolated) = 30.0 W/kg
SAR(1 g) = 13.3 W/kg; SAR(10 g) = 6.03 W/kg
 Maximum value of SAR (measured) = 19.9 W/kg



0 dB = 19.9 W/kg = 12.99 dBW/kg

Date: 2021/08/14

Test Laboratory: Compliance Certification Services Inc.



Unless otherwise agreed in writing, this document is issued by the Company subject to its General Conditions of Service printed overleaf, available on request or accessible at <http://www.sgs.com/en/Terms-and-Conditions.aspx> and, for electronic format documents, subject to Terms and Conditions for Electronic Documents at <http://www.sgs.com/en/Terms-and-Conditions/Terms-e-Documents.aspx>. Attention is drawn to the limitation of liability, indemnification and jurisdiction issues defined therein. Any holder of this document is advised that information contained hereon reflects the Company's findings at the time of its intervention only and within the limits of Client's instructions, if any. The Company's sole responsibility is to its Client and this document does not exonerate parties to a transaction from exercising all their rights and obligations under the transaction documents. This document cannot be reproduced except in full, without prior written approval of the Company. Any unauthorized alteration, forgery or falsification of the content or appearance of this document is unlawful and offenders may be prosecuted to the fullest extent of the law. Unless otherwise stated the results shown in this test report refer only to the sample(s) tested and such sample(s) are retained for 30 days only.
Attention: To check the authenticity of testing / inspection report & certificate, please contact us at telephone: (86-755) 8307 1443, or email: CN.Doccheck@sgs.com

No.10, Weiye Road, Innovation Park, Kunshan, Jiangsu, China 215300
 中国·江苏·昆山市留学院创业园伟业路10号 邮编 215300

t(86-512)57355888 f(86-512)57370818 www.sgsgroup.com.cn
 t(86-512)57355888 f(86-512)57370818 sgs.china@sgs.com

System Performance Check-Head 5250MHz

DUT: Dipole D5GHzV2; Type: D5GHzV2; Serial: 1095

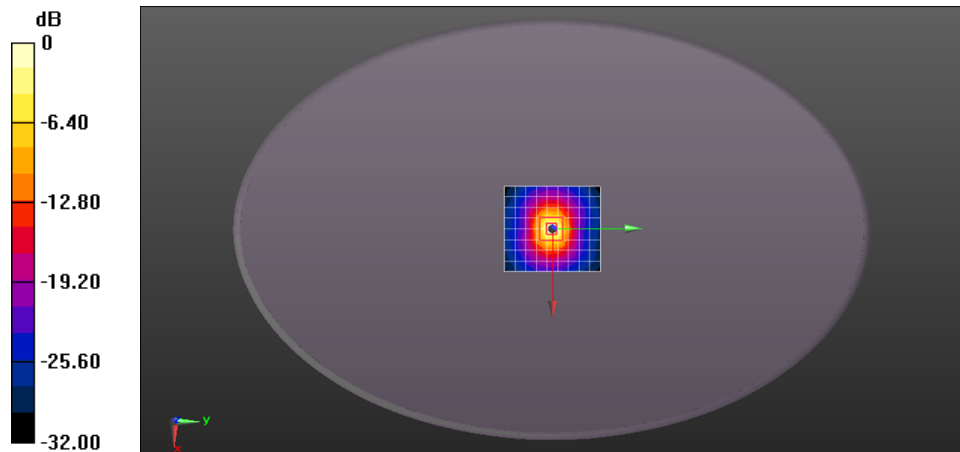
Communication System: UID 0, CW (0); Frequency: 5250 MHz; Duty Cycle: 1:1
Medium parameters used: $f = 5250$ MHz; $\sigma = 4.617$ S/m; $\epsilon_r = 35.482$; $\rho = 1000$ kg/m³
Phantom section: Flat Section
Measurement Standard: DASYS5 (IEEE/IEC/ANSI C63.19-2007)

DASY5 Configuration:

- Probe: EX3DV4 - SN3798; ConvF(4.85, 4.85, 4.85); Calibrated: 2021/05/31;
- Sensor-Surface: 1.4mm (Mechanical Surface Detection)
- Electronics: DAE4 Sn1245; Calibrated: 2021/05/19
- Phantom: ELI v4.0; Type: QDOVA001BB; Serial: TP:1102
- Measurement SW: DASYS52, Version 52.8 (8); SEMCAD X Version 14.6.10 (7331)

System Performance Check with D5GHzV2 Dipole (graded grid)/d=10mm, Pin=100mW, f=5250 MHz/Area Scan (9x10x1): Measurement grid: dx=10mm, dy=10mm
Maximum value of SAR (measured) = 15.8 W/kg

System Performance Check with D5GHzV2 Dipole (graded grid)/d=10mm, Pin=100mW, f=5250 MHz/Zoom Scan (4x4x1.4mm, graded), dist=1.4mm (8x8x7)/Cube 0: Measurement grid: dx=4mm, dy=4mm, dz=1.4mm
Reference Value = 71.92 V/m; Power Drift = 0.08 dB
Peak SAR (extrapolated) = 33.0 W/kg
SAR(1 g) = 7.46 W/kg; SAR(10 g) = 2.19 W/kg
Maximum value of SAR (measured) = 18.9 W/kg



0 dB = 18.9 W/kg = 12.76 dBW/kg

Date: 2021/08/14

Test Laboratory: Compliance Certification Services Inc.



Unless otherwise agreed in writing, this document is issued by the Company subject to its General Conditions of Service printed overleaf, available on request or accessible at <http://www.sgs.com/en/Terms-and-Conditions.aspx> and, for electronic format documents, subject to Terms and Conditions for Electronic Documents at <http://www.sgs.com/en/Terms-and-Conditions/Terms-e-Document.aspx>. Attention is drawn to the limitation of liability, indemnification and jurisdiction issues defined therein. Any holder of this document is advised that information contained hereon reflects the Company's findings at the time of its intervention only and within the limits of Client's instructions, if any. The Company's sole responsibility is to its Client and this document does not exonerate parties to a transaction from exercising all their rights and obligations under the transaction documents. This document cannot be reproduced except in full, without prior written approval of the Company. Any unauthorized alteration, forgery or falsification of the content or appearance of this document is unlawful and offenders may be prosecuted to the fullest extent of the law. Unless otherwise stated the results shown in this test report refer only to the sample(s) tested and such sample(s) are retained for 30 days only.
Attention: To check the authenticity of testing /inspection report & certificate, please contact us at telephone: (86-755) 8307 1443, or email: CN.Doccheck@sgs.com

No.10, Weiye Road, Innovation Park, Kunshan, Jiangsu, China 215300
中国·江苏·昆山市留学院创业园伟业路10号 邮编 215300

t(86-512)57355888 f(86-512)57370818 www.sgsgroup.com.cn
t(86-512)57355888 f(86-512)57370818 sgs.china@sgs.com

System Performance Check-Head 5600MHz**DUT: Dipole D5GHzV2; Type: D5GHzV2; Serial: 1095**

Communication System: UID 0, CW (0); Frequency: 5600 MHz; Duty Cycle: 1:1
 Medium parameters used: $f = 5600$ MHz; $\sigma = 5.007$ S/m; $\epsilon_r = 34.628$; $\rho = 1000$ kg/m³
 Phantom section: Flat Section
 Measurement Standard: DASY5 (IEEE/IEC/ANSI C63.19-2007)

DASY5 Configuration:

- Probe: EX3DV4 - SN3798; ConvF(4.5, 4.5, 4.5); Calibrated: 2021/05/31;
- Sensor-Surface: 1.4mm (Mechanical Surface Detection)
- Electronics: DAE4 Sn1245; Calibrated: 2021/05/19
- Phantom: ELI v4.0; Type: QDOVA001BB; Serial: TP:1102
- Measurement SW: DASY52, Version 52.8 (8); SEMCAD X Version 14.6.10 (7331)

System Performance Check with D5GHzV2 Dipole (graded grid)/d=10mm, Pin=100mW, f=5600 MHz/Area Scan (9x10x1): Measurement grid: dx=10mm, dy=10mm

Maximum value of SAR (measured) = 17.9 W/kg

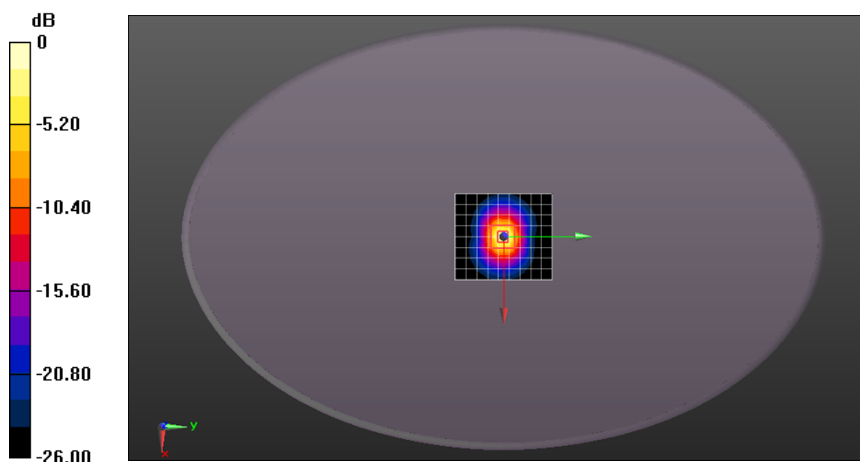
System Performance Check with D5GHzV2 Dipole (graded grid)/d=10mm, Pin=100mW, f=5600 MHz/Zoom Scan (4x4x1.4mm, graded), dist=1.4mm (8x8x7)/Cube 0: Measurement grid: dx=4mm, dy=4mm, dz=1.4mm

Reference Value = 73.81 V/m; Power Drift = 0.03 dB

Peak SAR (extrapolated) = 39.2 W/kg

SAR(1 g) = 7.68 W/kg; SAR(10 g) = 2.26 W/kg

Maximum value of SAR (measured) = 21.4 W/kg



0 dB = 21.4 W/kg = 13.30 dBW/kg

Date: 2021/08/14

Test Laboratory: Compliance Certification Services Inc.



Unless otherwise agreed in writing, this document is issued by the Company subject to its General Conditions of Service printed overleaf, available on request or accessible at <http://www.sgs.com/en/Terms-and-Conditions.aspx> and, for electronic format documents, subject to Terms and Conditions for Electronic Documents at <http://www.sgs.com/en/Terms-and-Conditions/Terms-e-Documents.aspx>. Attention is drawn to the limitation of liability, indemnification and jurisdiction issues defined therein. Any holder of this document is advised that information contained hereon reflects the Company's findings at the time of its intervention only and within the limits of Client's instructions, if any. The Company's sole responsibility is to its Client and this document does not exonerate parties to a transaction from exercising all their rights and obligations under the transaction documents. This document cannot be reproduced except in full, without prior written approval of the Company. Any unauthorized alteration, forgery or falsification of the content or appearance of this document is unlawful and offenders may be prosecuted to the fullest extent of the law. Unless otherwise stated the results shown in this test report refer only to the sample(s) tested and such sample(s) are retained for 30 days only.

Attention: To check the authenticity of testing / inspection report & certificate, please contact us at telephone: (86-755) 8307 1443, or email: CN.Doccheck@sgs.com

No.10, Weiye Road, Innovation Park, Kunshan, Jiangsu, China 215300

中国·江苏·昆山市留学院创业园伟业路10号 邮编 215300

t(86-512)57355888 f(86-512)57370818 www.sgsgroup.com.cnt(86-512)57355888 f(86-512)57370818 sgs.china@sgs.com

System Performance Check-Head 5750MHz**DUT: Dipole D5GHzV2; Type: D5GHzV2; Serial: 1095**

Communication System: UID 0, CW (0); Frequency: 5750 MHz; Duty Cycle: 1:1
 Medium parameters used: $f = 5750$ MHz; $\sigma = 5.315$ S/m; $\epsilon_r = 34.651$; $\rho = 1000$ kg/m³
 Phantom section: Flat Section
 Measurement Standard: DASY5 (IEEE/IEC/ANSI C63.19-2007)

DASY5 Configuration:

- Probe: EX3DV4 - SN3798; ConvF(4.6, 4.6, 4.6); Calibrated: 2021/05/31;
- Sensor-Surface: 1.4mm (Mechanical Surface Detection)
- Electronics: DAE4 Sn1245; Calibrated: 2021/05/19
- Phantom: ELI v4.0; Type: QDOVA001BB; Serial: TP:1102
- Measurement SW: DASY52, Version 52.8 (8); SEMCAD X Version 14.6.10 (7331)

System Performance Check with D5GHzV2 Dipole (graded grid)/d=10mm, Pin=100mW, f=5750 MHz/Area Scan (9x10x1): Measurement grid: dx=10mm, dy=10mm

Maximum value of SAR (measured) = 17.1 W/kg

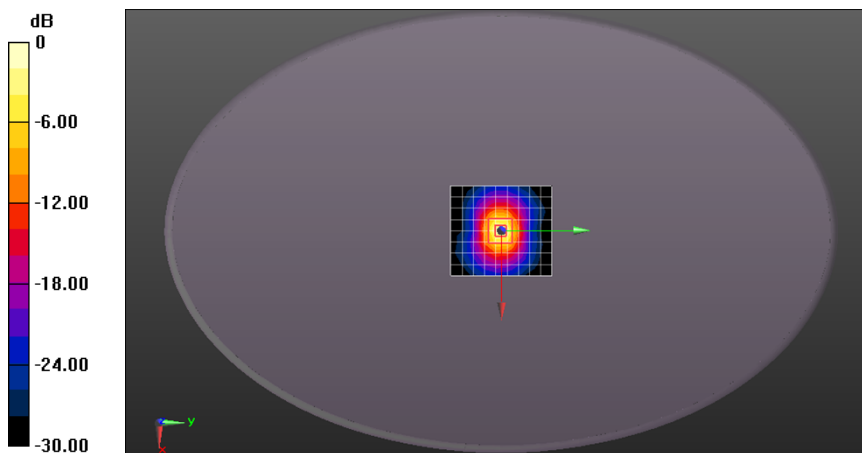
System Performance Check with D5GHzV2 Dipole (graded grid)/d=10mm, Pin=100mW, f=5750 MHz/Zoom Scan (4x4x1.4mm, graded), dist=1.4mm (8x8x7)/Cube 0: Measurement grid: dx=4mm, dy=4mm, dz=1.4mm

Reference Value = 70.63 V/m; Power Drift = -0.03 dB

Peak SAR (extrapolated) = 39.6 W/kg

SAR(1 g) = 7.62 W/kg; SAR(10 g) = 2.18 W/kg

Maximum value of SAR (measured) = 20.7 W/kg



0 dB = 20.7 W/kg = 13.16 dBW/kg

Appendix B: Detailed Test Results

The plots of worse case are showing as followings.



Unless otherwise agreed in writing, this document is issued by the Company subject to its General Conditions of Service printed overleaf, available on request or accessible at <http://www.sgs.com/en/Terms-and-Conditions.aspx> and, for electronic format documents, subject to Terms and Conditions for Electronic Documents at <http://www.sgs.com/en/Terms-and-Conditions/Terms-e-Documents.aspx>. Attention is drawn to the limitation of liability, indemnification and jurisdiction issues defined therein. Any holder of this document is advised that information contained hereon reflects the Company's findings at the time of its intervention only and within the limits of Client's instructions, if any. The Company's sole responsibility is to its Client and this document does not exonerate parties to a transaction from exercising all their rights and obligations under the transaction documents. This document cannot be reproduced except in full, without prior written approval of the Company. Any unauthorized alteration, forgery or falsification of the content or appearance of this document is unlawful and offenders may be prosecuted to the fullest extent of the law. Unless otherwise stated the results shown in this test report refer only to the sample(s) tested and such sample(s) are retained for 30 days only.

Attention: To check the authenticity of testing / inspection report & certificate, please contact us at telephone: (86-755) 8307 1443, or email: CN.Doccheck@sgs.com

No.10, Weiye Road, Innovation Park, Kunshan, Jiangsu, China 215300

中国·江苏·昆山市留学院创业园伟业路10号 邮编 215300

t(86-512)57355888 f(86-512)57370818 www.sgsgroup.com.cnt(86-512)57355888 f(86-512)57370818 sgs.china@sgs.com

Date: 2021/08/11

Test Laboratory: Compliance Certification Services Inc.

WCDMA Band II RMC Back side 0mm Ch9400

DUT: Poynt Smart Terminal V3.0; Type: PST3

Communication System: UID 0, WCDMA / UMTS (0); Frequency: 1880 MHz; Duty Cycle: 1:1
Medium parameters used: $f = 1880 \text{ MHz}$; $\sigma = 1.368 \text{ S/m}$; $\epsilon_r = 40.662$; $\rho = 1000 \text{ kg/m}^3$
Phantom section: Flat Section
Measurement Standard: DASY5 (IEEE/IEC/ANSI C63.19-2007)

DASY5 Configuration:

- Probe: EX3DV4 - SN3798; ConvF(7.89, 7.89, 7.89); Calibrated: 2021/05/31;
- Sensor-Surface: 1.4mm (Mechanical Surface Detection)
- Electronics: DAE4 Sn1245; Calibrated: 2021/05/19
- Phantom: ELI v4.0; Type: QDOVA001BB; Serial: TP:1102
- Measurement SW: DASY52, Version 52.8 (8); SEMCAD X Version 14.6.10 (7331)

Configuration/Body/Area Scan (10x8x1): Measurement grid: $dx=15\text{mm}$, $dy=15\text{mm}$
Maximum value of SAR (measured) = 11.7 W/kg

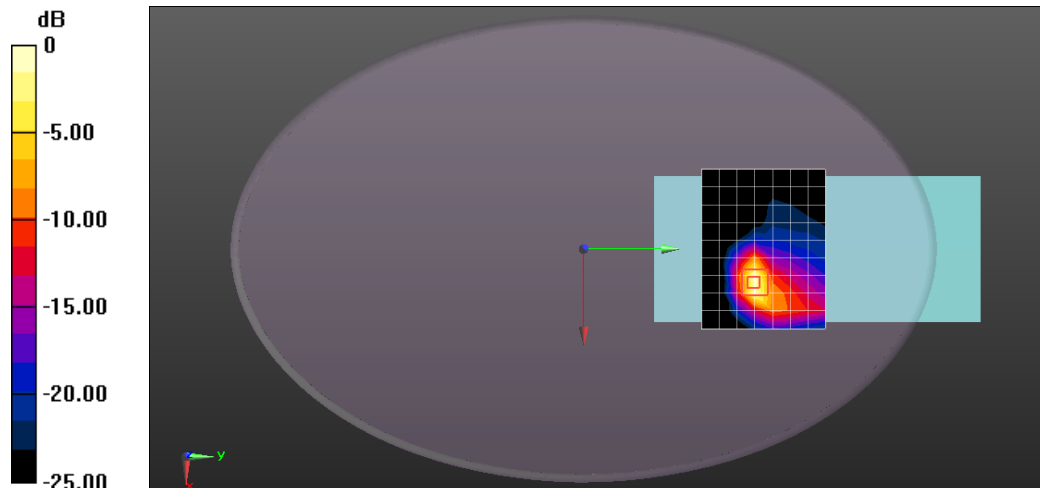
Configuration/Body/Zoom Scan (5x5x7)/Cube 0: Measurement grid: $dx=8\text{mm}$, $dy=8\text{mm}$, $dz=5\text{mm}$

Reference Value = 2.022 V/m ; Power Drift = -0.02 dB

Peak SAR (extrapolated) = 17.2 W/kg

SAR(1 g) = 6.51 W/kg ; SAR(10 g) = 2.72 W/kg

Maximum value of SAR (measured) = 14.2 W/kg



0 dB = $14.2 \text{ W/kg} = 11.52 \text{ dBW/kg}$



Unless otherwise agreed in writing, this document is issued by the Company subject to its General Conditions of Service printed overleaf, available on request or accessible at <http://www.sgs.com/en/Terms-and-Conditions.aspx> and, for electronic format documents, subject to Terms and Conditions for Electronic Documents at <http://www.sgs.com/en/Terms-and-Conditions/Terms-e-Document.aspx>. Attention is drawn to the limitation of liability, indemnification and jurisdiction issues defined therein. Any holder of this document is advised that information contained hereon reflects the Company's findings at the time of its intervention only and within the limits of Client's instructions, if any. The Company's sole responsibility is to its Client and this document does not exonerate parties to a transaction from exercising all their rights and obligations under the transaction documents. This document cannot be reproduced except in full, without prior written approval of the Company. Any unauthorized alteration, forgery or falsification of the content or appearance of this document is unlawful and offenders may be prosecuted to the fullest extent of the law. Unless otherwise stated the results shown in this test report refer only to the sample(s) tested and such sample(s) are retained for 30 days only.
Attention: To check the authenticity of testing /inspection report & certificate, please contact us at telephone: (86-755) 8307 1443, or email: CN.Doccheck@sgs.com

No.10, Weiye Road, Innovation Park, Kunshan, Jiangsu, China 215300
中国·江苏·昆山市留学生创业园伟业路10号 邮编 215300

t(86-512)57355888 f(86-512)57370818 www.sgsgroup.com.cn
t(86-512)57355888 f(86-512)57370818 sgs.china@sgs.com

Test Laboratory: Compliance Certification Services Inc.

WCDMA Band IV RMC Back side 0mm Ch1412

DUT: Poynt Smart Terminal V3.0; Type: PST3

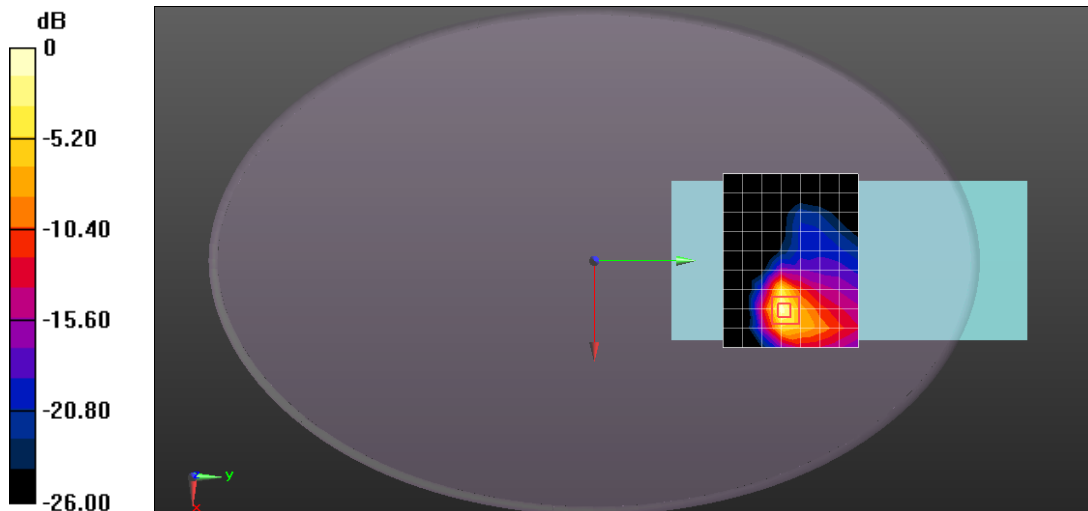
Communication System: UID 0, WCDMA / UMTS (0); Frequency: 1732.4 MHz; Duty Cycle: 1:1
Medium parameters used: $f = 1732.4 \text{ MHz}$; $\sigma = 1.316 \text{ S/m}$; $\epsilon_r = 38.893$; $\rho = 1000 \text{ kg/m}^3$
Phantom section: Flat Section
Measurement Standard: DASY5 (IEEE/IEC/ANSI C63.19-2007)

DASY5 Configuration:

- Probe: EX3DV4 - SN3798; ConvF(8.22, 8.22, 8.22); Calibrated: 2021/05/31;
- Sensor-Surface: 1.4mm (Mechanical Surface Detection)
- Electronics: DAE4 Sn1245; Calibrated: 2021/05/19
- Phantom: ELI v4.0; Type: QDOVA001BB; Serial: TP:1102
- Measurement SW: DASY52, Version 52.8 (8); SEMCAD X Version 14.6.10 (7331)

Configuration/Body/Area Scan (10x8x1): Measurement grid: $dx=15\text{mm}$, $dy=15\text{mm}$
Maximum value of SAR (measured) = 12.3 W/kg

Configuration/Body/Zoom Scan (5x5x7)/Cube 0: Measurement grid: $dx=8\text{mm}$, $dy=8\text{mm}$, $dz=5\text{mm}$
Reference Value = 1.441 V/m; Power Drift = 0.03 dB
Peak SAR (extrapolated) = 16.7 W/kg
SAR(1 g) = 6.22 W/kg; SAR(10 g) = 2.64 W/kg
Maximum value of SAR (measured) = 13.6 W/kg



0 dB = 13.6 W/kg = 11.34 dBW/kg



Unless otherwise agreed in writing, this document is issued by the Company subject to its General Conditions of Service printed overleaf, available on request or accessible at <http://www.sgs.com/en/Terms-and-Conditions.aspx> and, for electronic format documents, subject to Terms and Conditions for Electronic Documents at <http://www.sgs.com/en/Terms-and-Conditions/Terms-e-Document.aspx>. Attention is drawn to the limitation of liability, indemnification and jurisdiction issues defined therein. Any holder of this document is advised that information contained hereon reflects the Company's findings at the time of its intervention only and within the limits of Client's instructions, if any. The Company's sole responsibility is to its Client and this document does not exonerate parties to a transaction from exercising all their rights and obligations under the transaction documents. This document cannot be reproduced except in full, without prior written approval of the Company. Any unauthorized alteration, forgery or falsification of the content or appearance of this document is unlawful and offenders may be prosecuted to the fullest extent of the law. Unless otherwise stated the results shown in this test report refer only to the sample(s) tested and such sample(s) are retained for 30 days only.
Attention: To check the authenticity of testing /inspection report & certificate, please contact us at telephone: (86-755) 8307 1443, or email: CN.Doccheck@sgs.com

No.10, Weiye Road, Innovation Park, Kunshan, Jiangsu, China 215300
中国·江苏·昆山市留学生创业园伟业路10号 邮编 215300

t(86-512)57355888 f(86-512)57370818 www.sgsgroup.com.cn
t(86-512)57355888 f(86-512)57370818 sgs.china@sgs.com

Test Laboratory: Compliance Certification Services Inc.

WCDMA Band V RMC Back side 0mm Ch4233

DUT: Poynt Smart Terminal V3.0; Type: PST3

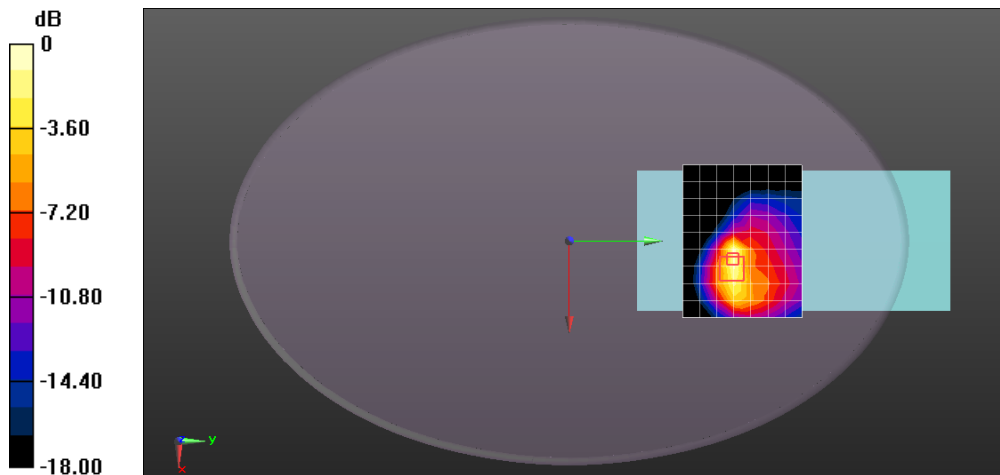
Communication System: UID 0, WCDMA / UMTS (0); Frequency: 846.6 MHz; Duty Cycle: 1:1
Medium parameters used: $f = 847 \text{ MHz}$; $\sigma = 0.914 \text{ S/m}$; $\epsilon_r = 42.437$; $\rho = 1000 \text{ kg/m}^3$
Phantom section: Flat Section
Measurement Standard: DASY5 (IEEE/IEC/ANSI C63.19-2007)

DASY5 Configuration:

- Probe: EX3DV4 - SN3798; ConvF(9.52, 9.52, 9.52); Calibrated: 2021/05/31;
- Sensor-Surface: 1.4mm (Mechanical Surface Detection)
- Electronics: DAE4 Sn1245; Calibrated: 2021/05/19
- Phantom: ELI v4.0; Type: QDOVA001BB; Serial: TP:1102
- Measurement SW: DASY52, Version 52.8 (8); SEMCAD X Version 14.6.10 (7331)

Configuration/Body/Area Scan (10x8x1): Measurement grid: $dx=15\text{mm}$, $dy=15\text{mm}$
Maximum value of SAR (measured) = 1.81 W/kg

Configuration/Body/Zoom Scan (6x5x7)/Cube 0: Measurement grid: $dx=8\text{mm}$, $dy=8\text{mm}$, $dz=5\text{mm}$
Reference Value = 1.567 V/m; Power Drift = -0.04 dB
Peak SAR (extrapolated) = 2.72 W/kg
SAR(1 g) = 1.08 W/kg; SAR(10 g) = 0.639 W/kg
Maximum value of SAR (measured) = 2.01 W/kg



0 dB = 2.01 W/kg = 3.03 dBW/kg



Unless otherwise agreed in writing, this document is issued by the Company subject to its General Conditions of Service printed overleaf, available on request or accessible at <http://www.sgs.com/en/Terms-and-Conditions.aspx> and, for electronic format documents, subject to Terms and Conditions for Electronic Documents at <http://www.sgs.com/en/Terms-and-Conditions/Terms-e-Document.aspx>. Attention is drawn to the limitation of liability, indemnification and jurisdiction issues defined therein. Any holder of this document is advised that information contained hereon reflects the Company's findings at the time of its intervention only and within the limits of Client's instructions, if any. The Company's sole responsibility is to its Client and this document does not exonerate parties to a transaction from exercising all their rights and obligations under the transaction documents. This document cannot be reproduced except in full, without prior written approval of the Company. Any unauthorized alteration, forgery or falsification of the content or appearance of this document is unlawful and offenders may be prosecuted to the fullest extent of the law. Unless otherwise stated the results shown in this test report refer only to the sample(s) tested and such sample(s) are retained for 30 days only.
Attention: To check the authenticity of testing / inspection report & certificate, please contact us at telephone: (86-755) 8307 1443, or email: CN.Doccheck@sgs.com

No.10, Weiye Road, Innovation Park, Kunshan, Jiangsu, China 215300
中国·江苏·昆山市留学院创业园伟业路10号 邮编 215300

t(86-512)57355888 f(86-512)57370818 www.sgsgroup.com.cn
t(86-512)57355888 f(86-512)57370818 sgs.china@sgs.com



Date: 2021/08/11

Test Laboratory: Compliance Certification Services Inc.

LTE Band 2 20M QPSK 1RB0 Back side 0mm Ch19100

DUT: Poynt Smart Terminal V3.0; Type: PST3

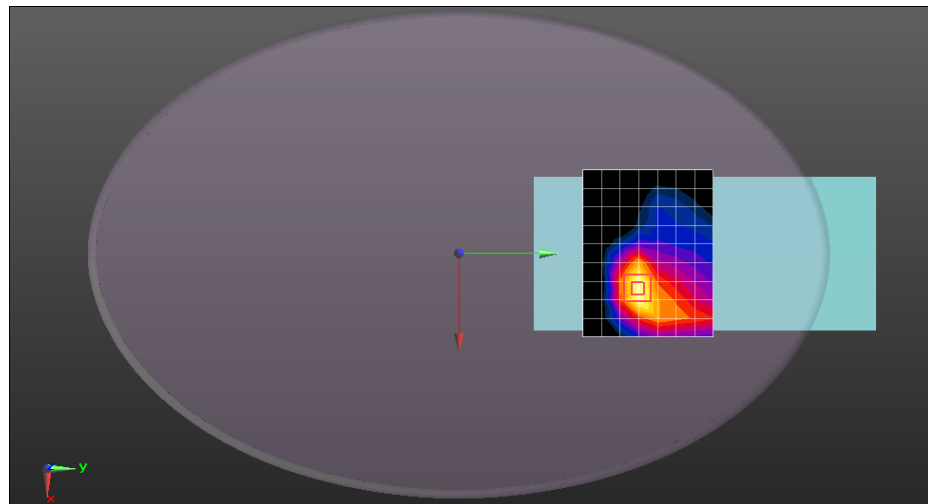
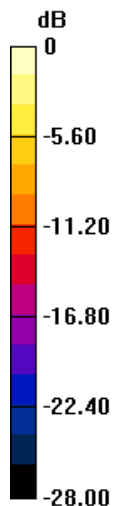
Communication System: UID 0, FDD LTE (0); Frequency: 1900 MHz; Duty Cycle: 1:1
Medium parameters used: $f = 1900 \text{ MHz}$; $\sigma = 1.373 \text{ S/m}$; $\epsilon_r = 40.58$; $\rho = 1000 \text{ kg/m}^3$
Phantom section: Flat Section
Measurement Standard: DASY5 (IEEE/IEC/ANSI C63.19-2007)

DASY5 Configuration:

- Probe: EX3DV4 - SN3798; ConvF(7.89, 7.89, 7.89); Calibrated: 2021/05/31;
- Sensor-Surface: 1.4mm (Mechanical Surface Detection)
- Electronics: DAE4 Sn1245; Calibrated: 2021/05/19
- Phantom: ELI v4.0; Type: QDOVA001BB; Serial: TP:1102
- Measurement SW: DASY52, Version 52.8 (8); SEMCAD X Version 14.6.10 (7331)

Configuration/Body/Area Scan (10x8x1): Measurement grid: $dx=15\text{mm}$, $dy=15\text{mm}$
Maximum value of SAR (measured) = 11.5 W/kg

Configuration/Body/Zoom Scan (5x5x7)/Cube 0: Measurement grid: $dx=8\text{mm}$, $dy=8\text{mm}$, $dz=5\text{mm}$
Reference Value = 1.399 V/m; Power Drift = 0.05 dB
Peak SAR (extrapolated) = 17.6 W/kg
SAR(1 g) = 6.75 W/kg; SAR(10 g) = 2.85 W/kg
Maximum value of SAR (measured) = 14.6 W/kg



0 dB = 14.6 W/kg = 11.64 dBW/kg



Unless otherwise agreed in writing, this document is issued by the Company subject to its General Conditions of Service printed overleaf, available on request or accessible at <http://www.sgs.com/en/Terms-and-Conditions.aspx> and, for electronic format documents, subject to Terms and Conditions for Electronic Documents at <http://www.sgs.com/en/Terms-and-Conditions/Terms-e-Document.aspx>. Attention is drawn to the limitation of liability, indemnification and jurisdiction issues defined therein. Any holder of this document is advised that information contained hereon reflects the Company's findings at the time of its intervention only and within the limits of Client's instructions, if any. The Company's sole responsibility is to its Client and this document does not exonerate parties to a transaction from exercising all their rights and obligations under the transaction documents. This document cannot be reproduced except in full, without prior written approval of the Company. Any unauthorized alteration, forgery or falsification of the content or appearance of this document is unlawful and offenders may be prosecuted to the fullest extent of the law. Unless otherwise stated the results shown in this test report refer only to the sample(s) tested and such sample(s) are retained for 30 days only.
Attention: To check the authenticity of testing /inspection report & certificate, please contact us at telephone: (86-755) 8307 1443, or email: CN.Doccheck@sgs.com

No.10, Weiye Road, Innovation Park, Kunshan, Jiangsu, China 215300
中国·江苏·昆山市留学院创业园伟业路10号 邮编 215300

t(86-512)57355888 f(86-512)57370818 www.sgsgroup.com.cn
t(86-512)57355888 f(86-512)57370818 sgs.china@sgs.com

Test Laboratory: Compliance Certification Services Inc.

LTE Band 2 20M QPSK 1RB0 Back side 10mm Ch19100

DUT: Poynt Smart Terminal V3.0; Type: PST3

Communication System: UID 0, FDD_LTE (0); Frequency: 1900 MHz; Duty Cycle: 1:1

Medium parameters used: $f = 1900 \text{ MHz}$; $\sigma = 1.373 \text{ S/m}$; $\epsilon_r = 40.58$; $\rho = 1000 \text{ kg/m}^3$

Phantom section: Flat Section

Measurement Standard: DASY5 (IEEE/IEC/ANSI C63.19-2007)

DASY5 Configuration:

- Probe: EX3DV4 - SN3798; ConvF(7.89, 7.89, 7.89); Calibrated: 2021/05/31;
- Sensor-Surface: 1.4mm (Mechanical Surface Detection)
- Electronics: DAE4 Sn1245; Calibrated: 2021/05/19
- Phantom: ELI v4.0; Type: QDOVA001BB; Serial: TP:1102
- Measurement SW: DASY52, Version 52.8 (8); SEMCAD X Version 14.6.10 (7331)

Configuration/Body/Area Scan (10x8x1): Measurement grid: $dx=15\text{mm}$, $dy=15\text{mm}$

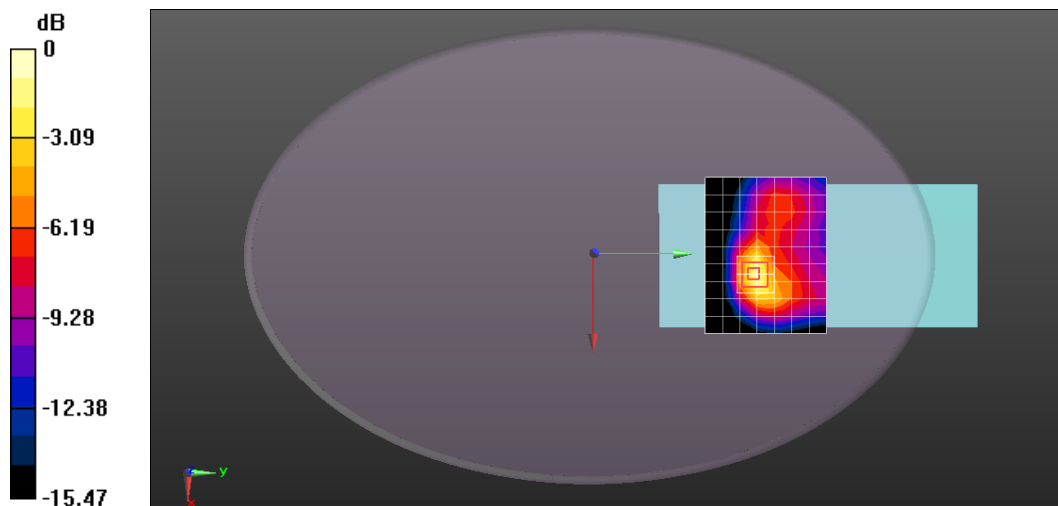
Maximum value of SAR (measured) = 1.21 W/kg

Configuration/Body/Zoom Scan (5x5x7)/Cube 0: Measurement grid: $dx=8\text{mm}$, $dy=8\text{mm}$, $dz=5\text{mm}$; Reference Value = 0.8940 V/m; Power Drift = -0.06 dB

Peak SAR (extrapolated) = 1.68 W/kg

SAR(1 g) = 0.947 W/kg; SAR(10 g) = 0.504 W/kg

Maximum value of SAR (measured) = 1.44 W/kg



0 dB = 1.44 W/kg = 1.58 dBW/kg



Unless otherwise agreed in writing, this document is issued by the Company subject to its General Conditions of Service printed overleaf, available on request or accessible at <http://www.sgs.com/en/Terms-and-Conditions.aspx> and, for electronic format documents, subject to Terms and Conditions for Electronic Documents at <http://www.sgs.com/en/Terms-and-Conditions/Terms-e-Document.aspx>. Attention is drawn to the limitation of liability, indemnification and jurisdiction issues defined therein. Any holder of this document is advised that information contained hereon reflects the Company's findings at the time of its intervention only and within the limits of Client's instructions, if any. The Company's sole responsibility is to its Client and this document does not exonerate parties to a transaction from exercising all their rights and obligations under the transaction documents. This document cannot be reproduced except in full, without prior written approval of the Company. Any unauthorized alteration, forgery or falsification of the content or appearance of this document is unlawful and offenders may be prosecuted to the fullest extent of the law. Unless otherwise stated the results shown in this test report refer only to the sample(s) tested and such sample(s) are retained for 30 days only.
Attention: To check the authenticity of testing /inspection report & certificate, please contact us at telephone: (86-755) 8307 1443, or email: CN.Doccheck@sgs.com

No.10, Weiye Road, Innovation Park, Kunshan, Jiangsu, China 215300
中国·江苏·昆山市留学生创业园伟业路10号 邮编 215300

t(86-512)57355888 f(86-512)57370818 www.sgsgroup.com.cn
t(86-512)57355888 f(86-512)57370818 sgs.china@sgs.com

Test Laboratory: Compliance Certification Services Inc.

LTE Band 4 20M QPSK 1RB50 Back side 0mm Ch20300

DUT: Poynt Smart Terminal V3.0; Type: PST3

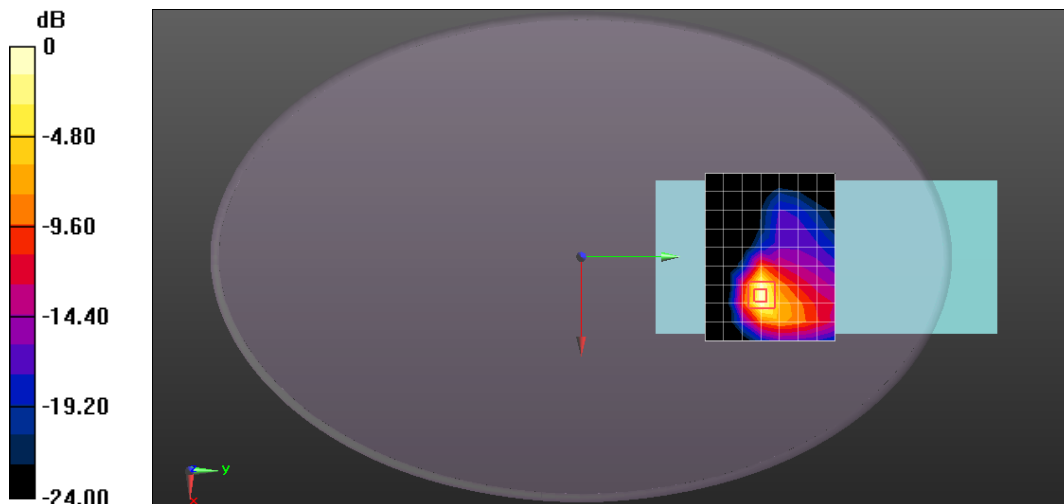
Communication System: UID 0, FDD LTE (0); Frequency: 1745 MHz; Duty Cycle: 1:1
Medium parameters used: $f = 1745 \text{ MHz}$; $\sigma = 1.325 \text{ S/m}$; $\epsilon_r = 38.856$; $\rho = 1000 \text{ kg/m}^3$
Phantom section: Flat Section
Measurement Standard: DASY5 (IEEE/IEC/ANSI C63.19-2007)

DASY5 Configuration:

- Probe: EX3DV4 - SN3798; ConvF(8.22, 8.22, 8.22); Calibrated: 2021/05/31;
- Sensor-Surface: 1.4mm (Mechanical Surface Detection)
- Electronics: DAE4 Sn1245; Calibrated: 2021/05/19
- Phantom: ELI v4.0; Type: QDOVA001BB; Serial: TP:1102
- Measurement SW: DASY52, Version 52.8 (8); SEMCAD X Version 14.6.10 (7331)

Configuration/Body/Area Scan (10x8x1): Measurement grid: $dx=15\text{mm}$, $dy=15\text{mm}$
Maximum value of SAR (measured) = 8.51 W/kg

Configuration/Body/Zoom Scan (5x5x7)/Cube 0: Measurement grid: $dx=8\text{mm}$, $dy=8\text{mm}$, $dz=5\text{mm}$
Reference Value = 1.372 V/m; Power Drift = 0.02 dB
Peak SAR (extrapolated) = 12.1 W/kg
SAR(1 g) = 5.7 W/kg; SAR(10 g) = 2.57 W/kg
Maximum value of SAR (measured) = 9.36 W/kg



0 dB = 9.36 W/kg = 9.71 dBW/kg



Unless otherwise agreed in writing, this document is issued by the Company subject to its General Conditions of Service printed overleaf, available on request or accessible at <http://www.sgs.com/en/Terms-and-Conditions.aspx> and, for electronic format documents, subject to Terms and Conditions for Electronic Documents at <http://www.sgs.com/en/Terms-and-Conditions/Terms-e-Document.aspx>. Attention is drawn to the limitation of liability, indemnification and jurisdiction issues defined therein. Any holder of this document is advised that information contained hereon reflects the Company's findings at the time of its intervention only and within the limits of Client's instructions, if any. The Company's sole responsibility is to its Client and this document does not exonerate parties to a transaction from exercising all their rights and obligations under the transaction documents. This document cannot be reproduced except in full, without prior written approval of the Company. Any unauthorized alteration, forgery or falsification of the content or appearance of this document is unlawful and offenders may be prosecuted to the fullest extent of the law. Unless otherwise stated the results shown in this test report refer only to the sample(s) tested and such sample(s) are retained for 30 days only.
Attention: To check the authenticity of testing /inspection report & certificate, please contact us at telephone: (86-755) 8307 1443, or email: CN.Doccheck@sgs.com

No.10, Weiye Road, Innovation Park, Kunshan, Jiangsu, China 215300
中国·江苏·昆山市留学生创业园伟业路10号 邮编 215300

t(86-512)57355888 f(86-512)57370818 www.sgsgroup.com.cn
t(86-512)57355888 f(86-512)57370818 sgs.china@sgs.com

Date: 2021/08/09

Test Laboratory: Compliance Certification Services Inc.

LTE Band 5 10M QPSK 1RB49 Back side 0mm Ch20600**DUT: Poynt Smart Terminal V3.0; Type: PST3**

Communication System: UID 0, FDD LTE (0); Frequency: 844 MHz; Duty Cycle: 1:1

Medium parameters used: $f = 844 \text{ MHz}$; $\sigma = 0.91 \text{ S/m}$; $\epsilon_r = 41.998$; $\rho = 1000 \text{ kg/m}^3$

Phantom section: Flat Section

Measurement Standard: DASY5 (IEEE/IEC/ANSI C63.19-2007)

DASY5 Configuration:

- Probe: EX3DV4 - SN3798; ConvF(9.52, 9.52, 9.52); Calibrated: 2021/05/31;
- Sensor-Surface: 1.4mm (Mechanical Surface Detection)
- Electronics: DAE4 Sn1245; Calibrated: 2021/05/19
- Phantom: ELI v4.0; Type: QDOVA001BB; Serial: TP:1102
- Measurement SW: DASY52, Version 52.8 (8); SEMCAD X Version 14.6.10 (7331)

Configuration/Body/Area Scan (10x8x1): Measurement grid: $dx=15\text{mm}$, $dy=15\text{mm}$
 Maximum value of SAR (measured) = 2.59 W/kg

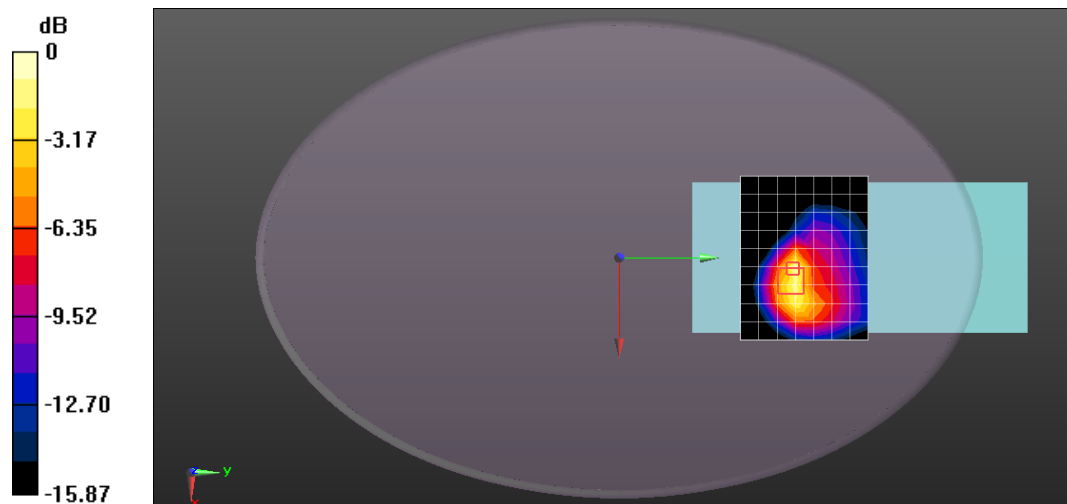
Configuration/Body/Zoom Scan (6x6x7)/Cube 0: Measurement grid: $dx=8\text{mm}$,
 $dy=8\text{mm}$, $dz=5\text{mm}$

Reference Value = 1.546 V/m; Power Drift = 0.02 dB

Peak SAR (extrapolated) = 4.32 W/kg

SAR(1 g) = 1.69 W/kg; SAR(10 g) = 1.04 W/kg

Maximum value of SAR (measured) = 3.19 W/kg



0 dB = 3.19 W/kg = 5.04 dBW/kg



Unless otherwise agreed in writing, this document is issued by the Company subject to its General Conditions of Service printed overleaf, available on request or accessible at <http://www.sgs.com/en/Terms-and-Conditions.aspx> and, for electronic format documents, subject to Terms and Conditions for Electronic Documents at <http://www.sgs.com/en/Terms-and-Conditions/Terms-e-Document.aspx>. Attention is drawn to the limitation of liability, indemnification and jurisdiction issues defined therein. Any holder of this document is advised that information contained hereon reflects the Company's findings at the time of its intervention only and within the limits of Client's instructions, if any. The Company's sole responsibility is to its Client and this document does not exonerate parties to a transaction from exercising all their rights and obligations under the transaction documents. This document cannot be reproduced except in full, without prior written approval of the Company. Any unauthorized alteration, forgery or falsification of the content or appearance of this document is unlawful and offenders may be prosecuted to the fullest extent of the law. Unless otherwise stated the results shown in this test report refer only to the sample(s) tested and such sample(s) are retained for 30 days only.

Attention: To check the authenticity of testing /inspection report & certificate, please contact us at telephone: (86-755) 8307 1443, or email: CN.Doccheck@sgs.com

No.10, Weiye Road, Innovation Park, Kunshan, Jiangsu, China 215300

中国·江苏·昆山市留学院创业园伟业路10号 邮编 215300

t(86-512)57355888 f(86-512)57370818 www.sgsgroup.com.cn

t(86-512)57355888 f(86-512)57370818 sgs.china@sgs.com

Test Laboratory: Compliance Certification Services Inc.

LTE Band 7 20M QPSK 1RB50 Back side 0mm Ch21350

DUT: Poynt Smart Terminal V3.0; Type: PST3

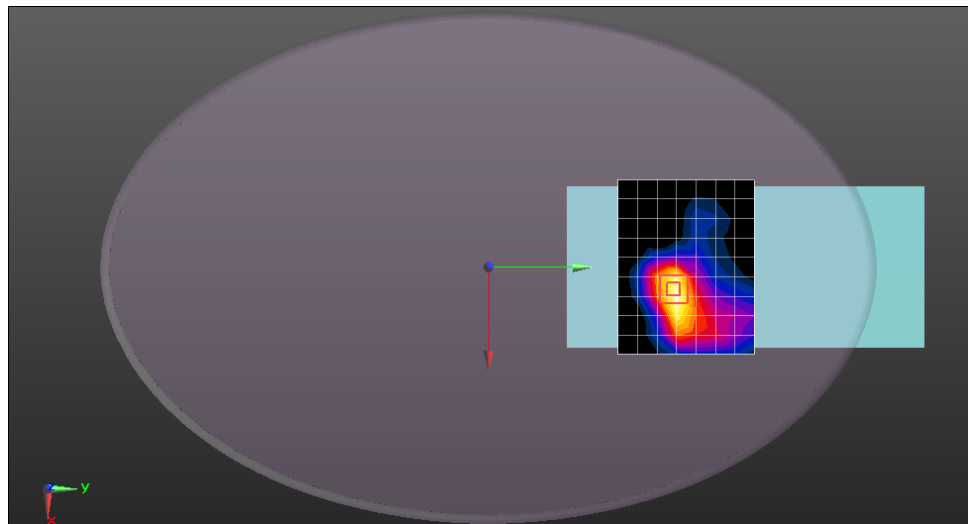
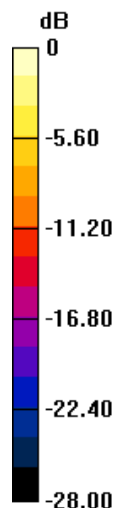
Communication System: UID 0, FDD LTE (0); Frequency: 2560 MHz; Duty Cycle: 1:1
Medium parameters used: $f = 2560$ MHz; $\sigma = 1.914$ S/m; $\epsilon_r = 39.396$; $\rho = 1000$ kg/m³
Phantom section: Flat Section
Measurement Standard: DASY5 (IEEE/IEC/ANSI C63.19-2007)

DASY5 Configuration:

- Probe: EX3DV4 - SN3798; ConvF(7.13, 7.13, 7.13); Calibrated: 2021/05/31;
- Sensor-Surface: 1.4mm (Mechanical Surface Detection)
- Electronics: DAE4 Sn1245; Calibrated: 2021/05/19
- Phantom: ELI v4.0; Type: QDOVA001BB; Serial: TP:1102
- Measurement SW: DASY52, Version 52.8 (8); SEMCAD X Version 14.6.10 (7331)

Configuration/Body/Area Scan (10x8x1): Measurement grid: dx=15mm, dy=15mm
Maximum value of SAR (measured) = 14.2 W/kg

Configuration/Body/Zoom Scan (5x5x7)/Cube 0: Measurement grid: dx=8mm, dy=8mm, dz=5mm
Reference Value = 1.773 V/m; Power Drift = 0.15 dB
Peak SAR (extrapolated) = 19.6 W/kg
SAR(1 g) = 6.85 W/kg; SAR(10 g) = 2.47 W/kg
Maximum value of SAR (measured) = 15.7 W/kg



0 dB = 15.7 W/kg = 11.96 dBW/kg

Date: 2021/08/07



Unless otherwise agreed in writing, this document is issued by the Company subject to its General Conditions of Service printed overleaf, available on request or accessible at <http://www.sgs.com/en/Terms-and-Conditions.aspx> and, for electronic format documents, subject to Terms and Conditions for Electronic Documents at <http://www.sgs.com/en/Terms-and-Conditions/Terms-e-Documents.aspx>. Attention is drawn to the limitation of liability, indemnification and jurisdiction issues defined therein. Any holder of this document is advised that information contained hereon reflects the Company's findings at the time of its intervention only and within the limits of Client's instructions, if any. The Company's sole responsibility is to its Client and this document does not exonerate parties to a transaction from exercising all their rights and obligations under the transaction documents. This document cannot be reproduced except in full, without prior written approval of the Company. Any unauthorized alteration, forgery or falsification of the content or appearance of this document is unlawful and offenders may be prosecuted to the fullest extent of the law. Unless otherwise stated the results shown in this test report refer only to the sample(s) tested and such sample(s) are retained for 30 days only.

Attention: To check the authenticity of testing /inspection report & certificate, please contact us at telephone: (86-755) 8307 1443, or email: CN.Doccheck@sgs.com

No.10, Weiye Road, Innovation Park, Kunshan, Jiangsu, China 215300

中国·江苏·昆山市留学院创业园伟业路10号 邮编 215300

t(86-512)57355888 f(86-512)57370818 www.sgsgroup.com.cn

t(86-512)57355888 f(86-512)57370818 sgs.china@sgs.com

Test Laboratory: Compliance Certification Services Inc.

LTE Band 12 10M QPSK 1RB49 Back side 0mm Ch23130**DUT: Poynt Smart Terminal V3.0; Type: PST3**

Communication System: UID 0, FDD LTE (0); Frequency: 711 MHz; Duty Cycle: 1:1
 Medium parameters used: $f = 711 \text{ MHz}$; $\sigma = 0.859 \text{ S/m}$; $\epsilon_r = 42.159$; $\rho = 1000 \text{ kg/m}^3$
 Phantom section: Flat Section
 Measurement Standard: DASY5 (IEEE/IEC/ANSI C63.19-2007)

DASY5 Configuration:

- Probe: EX3DV4 - SN3798; ConvF(9.78, 9.78, 9.78); Calibrated: 2021/05/31;
- Sensor-Surface: 1.4mm (Mechanical Surface Detection)
- Electronics: DAE4 Sn1245; Calibrated: 2021/05/19
- Phantom: ELI v4.0; Type: QDOVA001BB; Serial: TP:1102
- Measurement SW: DASY52, Version 52.8 (8); SEMCAD X Version 14.6.10 (7331)

Configuration/Body/Area Scan (10x8x1): Measurement grid: $dx=15\text{mm}$, $dy=15\text{mm}$
 Maximum value of SAR (measured) = 2.61 W/kg

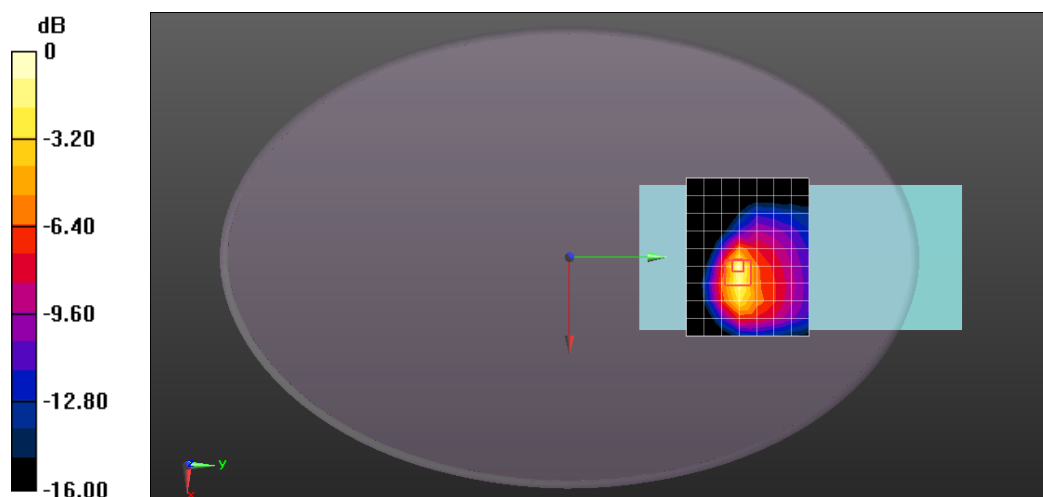
Configuration/Body/Zoom Scan (5x5x7)/Cube 0: Measurement grid: $dx=8\text{mm}$,
 $dy=8\text{mm}$, $dz=5\text{mm}$

Reference Value = 2.375 V/m; Power Drift = -0.02 dB

Peak SAR (extrapolated) = 4.37 W/kg

SAR(1 g) = 1.56 W/kg; SAR(10 g) = 0.876 W/kg

Maximum value of SAR (measured) = 3.05 W/kg



0 dB = 3.05 W/kg = 4.84 dBW/kg

Date: 2021/08/07



Unless otherwise agreed in writing, this document is issued by the Company subject to its General Conditions of Service printed overleaf, available on request or accessible at <http://www.sgs.com/en/Terms-and-Conditions.aspx> and, for electronic format documents, subject to Terms and Conditions for Electronic Documents at <http://www.sgs.com/en/Terms-and-Conditions/Terms-e-Documents.aspx>. Attention is drawn to the limitation of liability, indemnification and jurisdiction issues defined therein. Any holder of this document is advised that information contained hereon reflects the Company's findings at the time of its intervention only and within the limits of Client's instructions, if any. The Company's sole responsibility is to its Client and this document does not exonerate parties to a transaction from exercising all their rights and obligations under the transaction documents. This document cannot be reproduced except in full, without prior written approval of the Company. Any unauthorized alteration, forgery or falsification of the content or appearance of this document is unlawful and offenders may be prosecuted to the fullest extent of the law. Unless otherwise stated the results shown in this test report refer only to the sample(s) tested and such sample(s) are retained for 30 days only.

Attention: To check the authenticity of testing / inspection report & certificate, please contact us at telephone: (86-755) 8307 1443, or email: CN.Doccheck@sgs.com

No.10, Weiye Road, Innovation Park, Kunshan, Jiangsu, China 215300

中国·江苏·昆山市留学生创业园伟业路10号 邮编 215300

t(86-512)57355888 f(86-512)57370818 www.sgsgroup.com.cnt(86-512)57355888 f(86-512)57370818 sgs.china@sgs.com

Test Laboratory: Compliance Certification Services Inc.

LTE Band 13 10M QPSK 1RB0 Back side 0mm Ch23230**DUT: Poynt Smart Terminal V3.0; Type: PST3**

Communication System: UID 0, FDD LTE (0); Frequency: 782 MHz; Duty Cycle: 1:1

Medium parameters used: $f = 782 \text{ MHz}$; $\sigma = 0.93 \text{ S/m}$; $\epsilon_r = 41.198$; $\rho = 1000 \text{ kg/m}^3$

Phantom section: Flat Section

Measurement Standard: DASY5 (IEEE/IEC/ANSI C63.19-2007)

DASY5 Configuration:

- Probe: EX3DV4 - SN3798; ConvF(9.78, 9.78, 9.78); Calibrated: 2021/05/31;
- Sensor-Surface: 1.4mm (Mechanical Surface Detection)
- Electronics: DAE4 Sn1245; Calibrated: 2021/05/19
- Phantom: ELI v4.0; Type: QDOVA001BB; Serial: TP:1102
- Measurement SW: DASY52, Version 52.8 (8); SEMCAD X Version 14.6.10 (7331)

Configuration/Body/Area Scan (10x8x1): Measurement grid: $dx=15\text{mm}$, $dy=15\text{mm}$
Maximum value of SAR (measured) = 2.94 W/kg

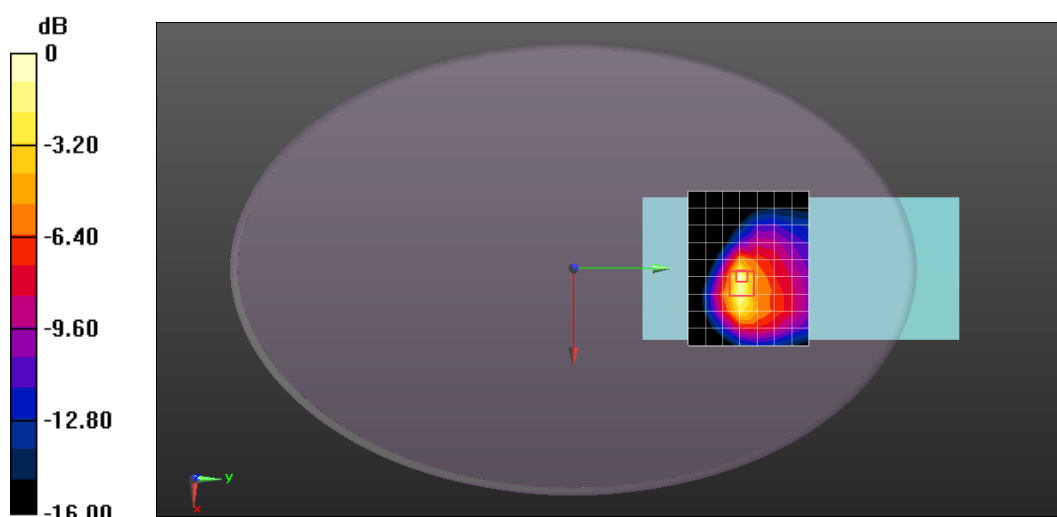
Configuration/Body/Zoom Scan (5x5x7)/Cube 0: Measurement grid: $dx=8\text{mm}$,
 $dy=8\text{mm}$, $dz=5\text{mm}$

Reference Value = 2.236 V/m; Power Drift = 0.07 dB

Peak SAR (extrapolated) = 4.69 W/kg

SAR(1 g) = 1.7 W/kg; SAR(10 g) = 0.958 W/kg

Maximum value of SAR (measured) = 3.34 W/kg



0 dB = 3.34 W/kg = 5.24 dBW/kg

Date: 2021/08/07



Unless otherwise agreed in writing, this document is issued by the Company subject to its General Conditions of Service printed overleaf, available on request or accessible at <http://www.sgs.com/en/Terms-and-Conditions.aspx> and, for electronic format documents, subject to Terms and Conditions for Electronic Documents at <http://www.sgs.com/en/Terms-and-Conditions/Terms-e-Documents.aspx>. Attention is drawn to the limitation of liability, indemnification and jurisdiction issues defined therein. Any holder of this document is advised that information contained hereon reflects the Company's findings at the time of its intervention only and within the limits of Client's instructions, if any. The Company's sole responsibility is to its Client and this document does not exonerate parties to a transaction from exercising all their rights and obligations under the transaction documents. This document cannot be reproduced except in full, without prior written approval of the Company. Any unauthorized alteration, forgery or falsification of the content or appearance of this document is unlawful and offenders may be prosecuted to the fullest extent of the law. Unless otherwise stated the results shown in this test report refer only to the sample(s) tested and such sample(s) are retained for 30 days only.

Attention: To check the authenticity of testing / inspection report & certificate, please contact us at telephone: (86-755) 8307 1443, or email: CN.Doccheck@sgs.com

No.10, Weiye Road, Innovation Park, Kunshan, Jiangsu, China 215300

中国·江苏·昆山市留学院创业园伟业路10号 邮编 215300

t(86-512)57355888 f(86-512)57370818 www.sgsgroup.com.cnt(86-512)57355888 f(86-512)57370818 sgs.china@sgs.com

Test Laboratory: Compliance Certification Services Inc.

LTE Band 14 10M QPSK 1RB25 Back side 0mm Ch23330

DUT: Poynt Smart Terminal V3.0; Type: PST3

Communication System: UID 0, FDD LTE (0); Frequency: 793 MHz; Duty Cycle: 1:1
Medium parameters used: $f = 793 \text{ MHz}$; $\sigma = 0.932 \text{ S/m}$; $\epsilon_r = 41.018$; $\rho = 1000 \text{ kg/m}^3$
Phantom section: Flat Section
Measurement Standard: DASY5 (IEEE/IEC/ANSI C63.19-2007)

DASY5 Configuration:

- Probe: EX3DV4 - SN3798; ConvF(9.78, 9.78, 9.78); Calibrated: 2021/05/31;
- Sensor-Surface: 1.4mm (Mechanical Surface Detection)
- Electronics: DAE4 Sn1245; Calibrated: 2021/05/19
- Phantom: ELI v4.0; Type: QDOVA001BB; Serial: TP:1102
- Measurement SW: DASY52, Version 52.8 (8); SEMCAD X Version 14.6.10 (7331)

Configuration/Body/Area Scan (10x8x1): Measurement grid: $dx=15\text{mm}$, $dy=15\text{mm}$
Maximum value of SAR (measured) = 2.95 W/kg

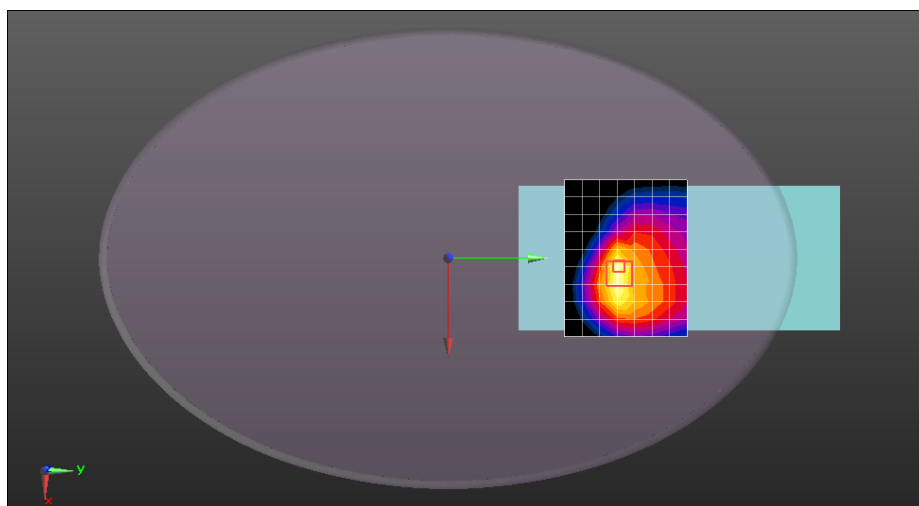
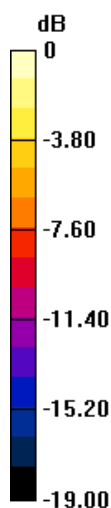
Configuration/Body/Zoom Scan (5x5x7)/Cube 0: Measurement grid: $dx=8\text{mm}$,
 $dy=8\text{mm}$, $dz=5\text{mm}$

Reference Value = 2.240 V/m; Power Drift = 0.09 dB

Peak SAR (extrapolated) = 4.72 W/kg

SAR(1 g) = 1.95 W/kg; SAR(10 g) = 1.08 W/kg

Maximum value of SAR (measured) = 3.36 W/kg



0 dB = 3.36 W/kg = 5.26 dBW/kg

Date: 2021/08/07



Unless otherwise agreed in writing, this document is issued by the Company subject to its General Conditions of Service printed overleaf, available on request or accessible at <http://www.sgs.com/en/Terms-and-Conditions.aspx> and, for electronic format documents, subject to Terms and Conditions for Electronic Documents at <http://www.sgs.com/en/Terms-and-Conditions/Terms-e-Documents.aspx>. Attention is drawn to the limitation of liability, indemnification and jurisdiction issues defined therein. Any holder of this document is advised that information contained hereon reflects the Company's findings at the time of its intervention only and within the limits of Client's instructions, if any. The Company's sole responsibility is to its Client and this document does not exonerate parties to a transaction from exercising all their rights and obligations under the transaction documents. This document cannot be reproduced except in full, without prior written approval of the Company. Any unauthorized alteration, forgery or falsification of the content or appearance of this document is unlawful and offenders may be prosecuted to the fullest extent of the law. Unless otherwise stated the results shown in this test report refer only to the sample(s) tested and such sample(s) are retained for 30 days only.

Attention: To check the authenticity of testing / inspection report & certificate, please contact us at telephone: (86-755) 8307 1443, or email: CN.Doccheck@sgs.com

No.10, Weiye Road, Innovation Park, Kunshan, Jiangsu, China 215300

中国·江苏·昆山市留学院创业园伟业路10号 邮编 215300

t(86-512)57355888 f(86-512)57370818 www.sgsgroup.com.cnt(86-512)57355888 f(86-512)57370818 sgs.china@sgs.com

Test Laboratory: Compliance Certification Services Inc.

LTE Band 17 10M QPSK 1RB25 Back side 0mm Ch23800

DUT: Poynt Smart Terminal V3.0; Type: PST3

Communication System: UID 0, FDD LTE (0); Frequency: 711 MHz; Duty Cycle: 1:1
 Medium parameters used: $f = 711 \text{ MHz}$; $\sigma = 0.859 \text{ S/m}$; $\epsilon_r = 42.159$; $\rho = 1000 \text{ kg/m}^3$
 Phantom section: Flat Section
 Measurement Standard: DASY5 (IEEE/IEC/ANSI C63.19-2007)

DASY5 Configuration:

- Probe: EX3DV4 - SN3798; ConvF(9.78, 9.78, 9.78); Calibrated: 2021/05/31;
- Sensor-Surface: 1.4mm (Mechanical Surface Detection)
- Electronics: DAE4 Sn1245; Calibrated: 2021/05/19
- Phantom: ELI v4.0; Type: QDOVA001BB; Serial: TP:1102
- Measurement SW: DASY52, Version 52.8 (8); SEMCAD X Version 14.6.10 (7331)

Configuration/Body/Area Scan (10x8x1): Measurement grid: dx=15mm, dy=15mm
 Maximum value of SAR (measured) = 2.29 W/kg

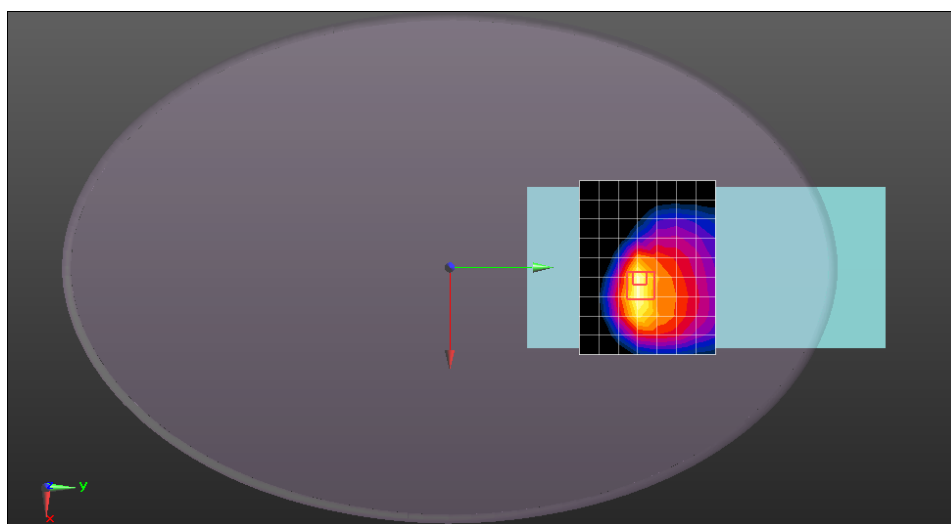
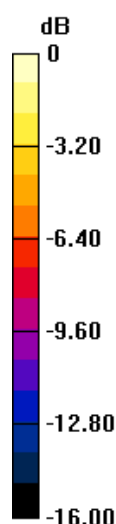
Configuration/Body/Zoom Scan (5x5x7)/Cube 0: Measurement grid: dx=8mm, dy=8mm, dz=5mm

Reference Value = 2.110 V/m; Power Drift = 0.07 dB

Peak SAR (extrapolated) = 3.84 W/kg

SAR(1 g) = 1.4 W/kg; SAR(10 g) = 0.804 W/kg

Maximum value of SAR (measured) = 2.63 W/kg



0 dB = 2.63 W/kg = 4.20 dBW/kg

Date: 2021/08/11

Test Laboratory: Compliance Certification Services Inc.



Unless otherwise agreed in writing, this document is issued by the Company subject to its General Conditions of Service printed overleaf, available on request or accessible at <http://www.sgs.com/en/Terms-and-Conditions.aspx> and, for electronic format documents, subject to Terms and Conditions for Electronic Documents at <http://www.sgs.com/en/Terms-and-Conditions/Terms-e-Document.aspx>. Attention is drawn to the limitation of liability, indemnification and jurisdiction issues defined therein. Any holder of this document is advised that information contained hereon reflects the Company's findings at the time of its intervention only and within the limits of Client's instructions, if any. The Company's sole responsibility is to its Client and this document does not exonerate parties to a transaction from exercising all their rights and obligations under the transaction documents. This document cannot be reproduced except in full, without prior written approval of the Company. Any unauthorized alteration, forgery or falsification of the content or appearance of this document is unlawful and offenders may be prosecuted to the fullest extent of the law. Unless otherwise stated the results shown in this test report refer only to the sample(s) tested and such sample(s) are retained for 30 days only.

Attention: To check the authenticity of testing / inspection report & certificate, please contact us at telephone: (86-755) 8307 1443, or email: CN.Doccheck@sgs.com

No.10, Weiye Road, Innovation Park, Kunshan, Jiangsu, China 215300

中国·江苏·昆山市留学院创业园伟业路10号 邮编 215300

t(86-512)57355888 f(86-512)57370818 www.sgsgroup.com.cnt(86-512)57355888 f(86-512)57370818 sgs.china@sgs.com

LTE Band 25 20M QPSK 1RB50 Back side 0mm Ch26590

DUT: Poynt Smart Terminal V3.0; Type: PST3

Communication System: UID 0, FDD LTE (0); Frequency: 1905 MHz; Duty Cycle: 1:1
Medium parameters used: $f = 1905 \text{ MHz}$; $\sigma = 1.383 \text{ S/m}$; $\epsilon_r = 40.442$; $\rho = 1000 \text{ kg/m}^3$
Phantom section: Flat Section
Measurement Standard: DASY5 (IEEE/IEC/ANSI C63.19-2007)

DASY5 Configuration:

- Probe: EX3DV4 - SN3798; ConvF(7.89, 7.89, 7.89); Calibrated: 2021/05/31;
- Sensor-Surface: 1.4mm (Mechanical Surface Detection)
- Electronics: DAE4 Sn1245; Calibrated: 2021/05/19
- Phantom: ELI v4.0; Type: QDOVA001BB; Serial: TP:1102
- Measurement SW: DASY52, Version 52.8 (8); SEMCAD X Version 14.6.10 (7331)

Configuration/Body/Area Scan (10x8x1): Measurement grid: dx=15mm, dy=15mm
Maximum value of SAR (measured) = 13.1 W/kg

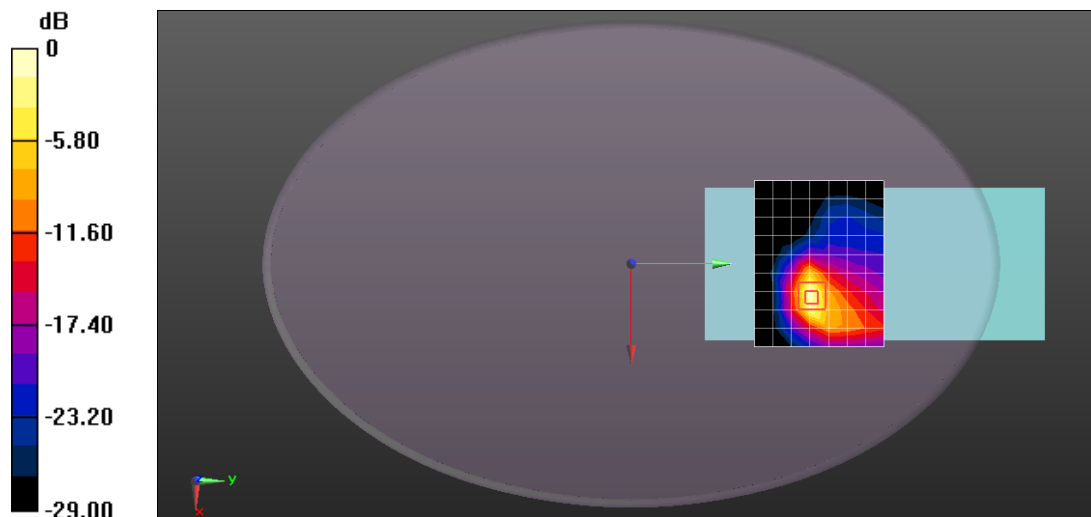
Configuration/Body/Zoom Scan (5x5x7)/Cube 0: Measurement grid: dx=8mm, dy=8mm, dz=5mm

Reference Value = 1.903 V/m; Power Drift = 0.02 dB

Peak SAR (extrapolated) = 17.8 W/kg

SAR(1 g) = 7.19 W/kg; SAR(10 g) = 3.0 W/kg

Maximum value of SAR (measured) = 14.7 W/kg



0 dB = 14.7 W/kg = 11.67 dBW/kg

Date: 2021/08/09

Test Laboratory: Compliance Certification Services Inc.

LTE Band 26 15M QPSK 1RB0 Back side 0mm Ch26865



Unless otherwise agreed in writing, this document is issued by the Company subject to its General Conditions of Service printed overleaf, available on request or accessible at <http://www.sgs.com/en/Terms-and-Conditions.aspx> and, for electronic format documents, subject to Terms and Conditions for Electronic Documents at <http://www.sgs.com/en/Terms-and-Conditions/Terms-e-Documents.aspx>. Attention is drawn to the limitation of liability, indemnification and jurisdiction issues defined therein. Any holder of this document is advised that information contained hereon reflects the Company's findings at the time of its intervention only and within the limits of Client's instructions, if any. The Company's sole responsibility is to its Client and this document does not exonerate parties to a transaction from exercising all their rights and obligations under the transaction documents. This document cannot be reproduced except in full, without prior written approval of the Company. Any unauthorized alteration, forgery or falsification of the content or appearance of this document is unlawful and offenders may be prosecuted to the fullest extent of the law. Unless otherwise stated the results shown in this test report refer only to the sample(s) tested and such sample(s) are retained for 30 days only.

Attention: To check the authenticity of testing / inspection report & certificate, please contact us at telephone: (86-755) 8307 1443, or email: CN.Doccheck@sgs.com

No.10, Weiye Road, Innovation Park, Kunshan, Jiangsu, China 215300

中国·江苏·昆山市留学院创业园伟业路10号 邮编 215300

t(86-512)57355888 f(86-512)57370818 www.sgsgroup.com.cn

t(86-512)57355888 f(86-512)57370818 sgs.china@sgs.com

DUT: Poynt Smart Terminal V3.0; Type: PST3

Communication System: UID 0, FDD LTE (0); Frequency: 831.5 MHz; Duty Cycle: 1:1
 Medium parameters used: $f = 831.5 \text{ MHz}$; $\sigma = 0.908 \text{ S/m}$; $\epsilon_r = 42.339$; $\rho = 1000 \text{ kg/m}^3$
 Phantom section: Flat Section
 Measurement Standard: DASY5 (IEEE/IEC/ANSI C63.19-2007)

DASY5 Configuration:

- Probe: EX3DV4 - SN3798; ConvF(9.52, 9.52, 9.52); Calibrated: 2021/05/31;
- Sensor-Surface: 1.4mm (Mechanical Surface Detection)
- Electronics: DAE4 Sn1245; Calibrated: 2021/05/19
- Phantom: ELI v4.0; Type: QDOVA001BB; Serial: TP:1102
- Measurement SW: DASY52, Version 52.8 (8); SEMCAD X Version 14.6.10 (7331)

Configuration/Body/Area Scan (10x8x1): Measurement grid: $dx=15\text{mm}$, $dy=15\text{mm}$
 Maximum value of SAR (measured) = 2.57 W/kg

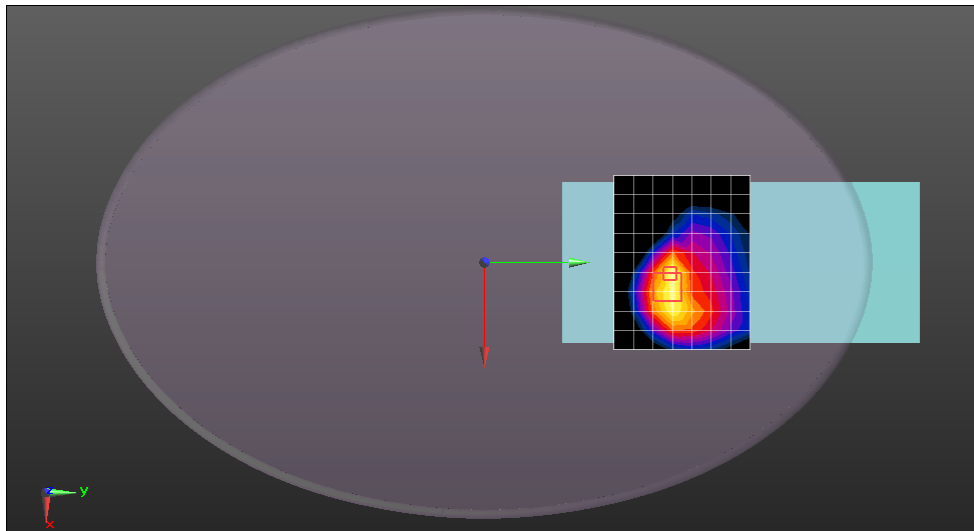
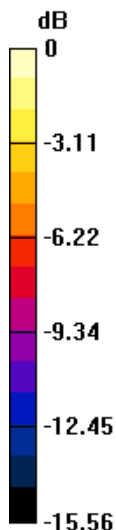
Configuration/Body/Zoom Scan (6x6x7)/Cube 0: Measurement grid: $dx=8\text{mm}$, $dy=8\text{mm}$, $dz=5\text{mm}$

Reference Value = 1.441 V/m ; Power Drift = 0.05 dB

Peak SAR (extrapolated) = 4.09 W/kg

SAR(1 g) = 1.81 W/kg ; SAR(10 g) = 0.89 W/kg

Maximum value of SAR (measured) = 3.08 W/kg



0 dB = $3.08 \text{ W/kg} = 4.89 \text{ dBW/kg}$

Date: 2021/08/13

Test Laboratory: Compliance Certification Services Inc.

LTE Band 41 20M QPSK 1RB50 Back side 0mm Ch41490

DUT: Poynt Smart Terminal V3.0; Type: PST3



Unless otherwise agreed in writing, this document is issued by the Company subject to its General Conditions of Service printed overleaf, available on request or accessible at <http://www.sgs.com/en/Terms-and-Conditions.aspx> and, for electronic format documents, subject to Terms and Conditions for Electronic Documents at <http://www.sgs.com/en/Terms-and-Conditions/Terms-e-Document.aspx>. Attention is drawn to the limitation of liability, indemnification and jurisdiction issues defined therein. Any holder of this document is advised that information contained hereon reflects the Company's findings at the time of its intervention only and within the limits of Client's instructions, if any. The Company's sole responsibility is to its Client and this document does not exonerate parties to a transaction from exercising all their rights and obligations under the transaction documents. This document cannot be reproduced except in full, without prior written approval of the Company. Any unauthorized alteration, forgery or falsification of the content or appearance of this document is unlawful and offenders may be prosecuted to the fullest extent of the law. Unless otherwise stated the results shown in this test report refer only to the sample(s) tested and such sample(s) are retained for 30 days only.
Attention: To check the authenticity of testing /inspection report & certificate, please contact us at telephone: (86-755) 8307 1443, or email: CN.Doccheck@sgs.com

No.10, Weiye Road, Innovation Park, Kunshan, Jiangsu, China 215300
 中国·江苏·昆山市留学院创业园伟业路10号 邮编 215300

t(86-512)57355888 f(86-512)57370818 www.sgsgroup.com.cn
 t(86-512)57355888 f(86-512)57370818 sgs.china@sgs.com

Communication System: UID 0, TDD LTE (0); Frequency: 2680 MHz; Duty Cycle: 1:1.57943
 Medium parameters used: $f = 2680 \text{ MHz}$; $\sigma = 2.048 \text{ S/m}$; $\epsilon_r = 38.967$; $\rho = 1000 \text{ kg/m}^3$
 Phantom section: Flat Section
 Measurement Standard: DASY5 (IEEE/IEC/ANSI C63.19-2007)

DASY5 Configuration:

- Probe: EX3DV4 - SN3798; ConvF(7.13, 7.13, 7.13); Calibrated: 2021/05/31;
- Sensor-Surface: 1.4mm (Mechanical Surface Detection)
- Electronics: DAE4 Sn1245; Calibrated: 2021/05/19
- Phantom: ELI v4.0; Type: QDOVA001BB; Serial: TP:1102
- Measurement SW: DASY52, Version 52.8 (8); SEMCAD X Version 14.6.10 (7331)

Configuration/Body/Area Scan (10x8x1): Measurement grid: $dx=15\text{mm}$, $dy=15\text{mm}$
 Maximum value of SAR (measured) = 10.4 W/kg

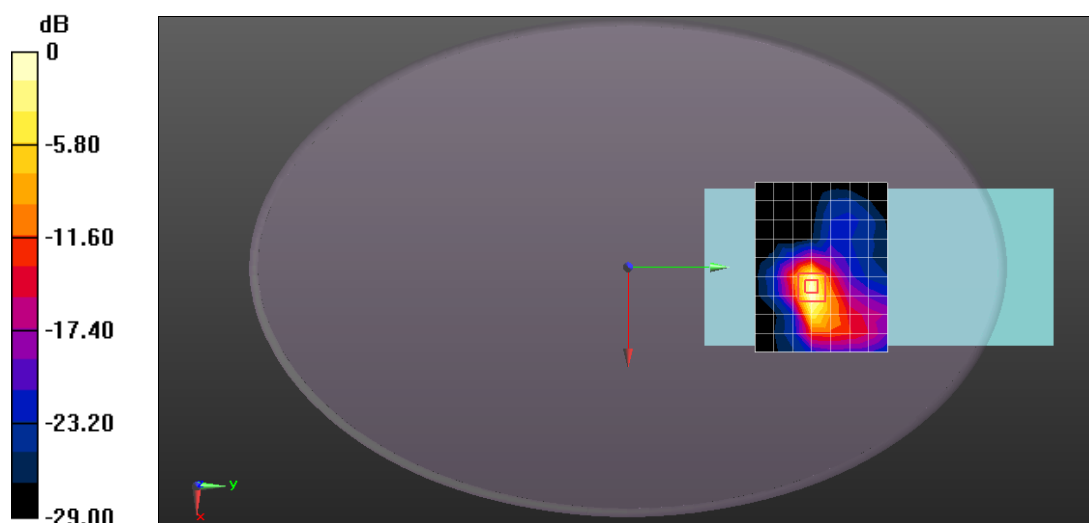
Configuration/Body/Zoom Scan (5x5x7)/Cube 0: Measurement grid: $dx=8\text{mm}$, $dy=8\text{mm}$, $dz=5\text{mm}$

Reference Value = 2.106 V/m ; Power Drift = 0.15 dB

Peak SAR (extrapolated) = 12.4 W/kg

SAR(1 g) = 4.55 W/kg ; SAR(10 g) = 1.7 W/kg

Maximum value of SAR (measured) = 9.83 W/kg



0 dB = 9.83 W/kg = 9.93 dBW/kg

Date: 2021/08/12

Test Laboratory: Compliance Certification Services Inc.

WLAN2.4GHz 802.11b 1Mbps Right side 0mm Ch6

DUT: Poynt Smart Terminal V3.0; Type: PST3



Unless otherwise agreed in writing, this document is issued by the Company subject to its General Conditions of Service printed overleaf, available on request or accessible at <http://www.sgs.com/en/Terms-and-Conditions.aspx> and, for electronic format documents, subject to Terms and Conditions for Electronic Documents at <http://www.sgs.com/en/Terms-and-Conditions/Terms-e-Document.aspx>. Attention is drawn to the limitation of liability, indemnification and jurisdiction issues defined therein. Any holder of this document is advised that information contained hereon reflects the Company's findings at the time of its intervention only and within the limits of Client's instructions, if any. The Company's sole responsibility is to its Client and this document does not exonerate parties to a transaction from exercising all their rights and obligations under the transaction documents. This document cannot be reproduced except in full, without prior written approval of the Company. Any unauthorized alteration, forgery or falsification of the content or appearance of this document is unlawful and offenders may be prosecuted to the fullest extent of the law. Unless otherwise stated the results shown in this test report refer only to the sample(s) tested and such sample(s) are retained for 30 days only.

Attention: To check the authenticity of testing / inspection report & certificate, please contact us at telephone: (86-755) 8307 1443, or email: CN.Doccheck@sgs.com

No.10, Weiye Road, Innovation Park, Kunshan, Jiangsu, China 215300

中国·江苏·昆山市留学生创业园伟业路10号 邮编 215300

t(86-512)57355888 f(86-512)57370818 www.sgsgroup.com.cn

t(86-512)57355888 f(86-512)57370818 sgs.china@sgs.com

Communication System: UID 0, WiFi (0); Frequency: 2437 MHz; Duty Cycle: 1:1
 Medium parameters used: $f = 2437 \text{ MHz}$; $\sigma = 1.78 \text{ S/m}$; $\epsilon_r = 39.797$; $\rho = 1000 \text{ kg/m}^3$
 Phantom section: Flat Section
 Measurement Standard: DASY5 (IEEE/IEC/ANSI C63.19-2007)

DASY5 Configuration:

- Probe: EX3DV4 - SN3798; ConvF(7.33, 7.33, 7.33); Calibrated: 2021/05/31;
- Sensor-Surface: 1.4mm (Mechanical Surface Detection)
- Electronics: DAE4 Sn1245; Calibrated: 2021/05/19
- Phantom: ELI v4.0; Type: QDOVA001BB; Serial: TP:1102
- Measurement SW: DASY52, Version 52.8 (8); SEMCAD X Version 14.6.10 (7331)

Configuration/Body/Area Scan (12x9x1): Measurement grid: $dx=12\text{mm}$, $dy=12\text{mm}$
 Maximum value of SAR (measured) = 1.10 W/kg

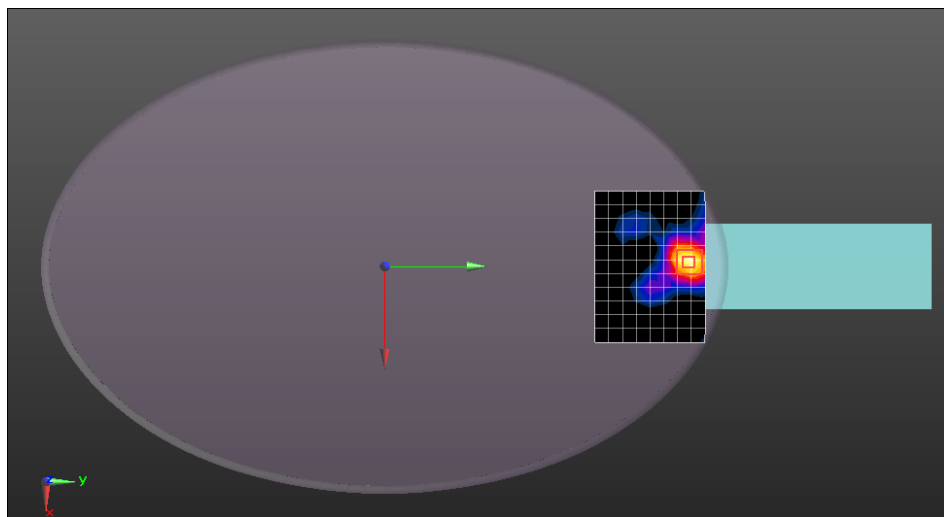
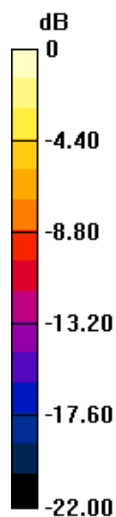
Configuration/Body/Zoom Scan (7x7x7)/Cube 0: Measurement grid: $dx=5\text{mm}$, $dy=5\text{mm}$, $dz=5\text{mm}$

Reference Value = 0.9520 V/m; Power Drift = 0.01 dB

Peak SAR (extrapolated) = 1.55 W/kg

SAR(1 g) = 0.611 W/kg; SAR(10 g) = 0.239 W/kg

Maximum value of SAR (measured) = 1.22 W/kg



0 dB = 1.22 W/kg = 0.86 dBW/kg

Date: 2021/08/14

Test Laboratory: Compliance Certification Services Inc.

WLAN5GHz 802.11a 6Mbps Right side 0mm Ch36

DUT: Poynt Smart Terminal V3.0; Type: PST3



Unless otherwise agreed in writing, this document is issued by the Company subject to its General Conditions of Service printed overleaf, available on request or accessible at <http://www.sgs.com/en/Terms-and-Conditions.aspx> and, for electronic format documents, subject to Terms and Conditions for Electronic Documents at <http://www.sgs.com/en/Terms-and-Conditions/Terms-e-Document.aspx>. Attention is drawn to the limitation of liability, indemnification and jurisdiction issues defined therein. Any holder of this document is advised that information contained hereon reflects the Company's findings at the time of its intervention only and within the limits of Client's instructions, if any. The Company's sole responsibility is to its Client and this document does not exonerate parties to a transaction from exercising all their rights and obligations under the transaction documents. This document cannot be reproduced except in full, without prior written approval of the Company. Any unauthorized alteration, forgery or falsification of the content or appearance of this document is unlawful and offenders may be prosecuted to the fullest extent of the law. Unless otherwise stated the results shown in this test report refer only to the sample(s) tested and such sample(s) are retained for 30 days only.
Attention: To check the authenticity of testing / inspection report & certificate, please contact us at telephone: (86-755) 8307 1443, or email: CN.Doccheck@sgs.com

No.10, Weiye Road, Innovation Park, Kunshan, Jiangsu, China 215300
 中国·江苏·昆山市留学院创业园伟业路10号 邮编 215300

t(86-512)57355888 f(86-512)57370818 www.sgsgroup.com.cn
 t(86-512)57355888 f(86-512)57370818 sgs.china@sgs.com

Communication System: UID 0, WiFi (0); Frequency: 5180 MHz; Duty Cycle: 1:1
 Medium parameters used: $f = 5180 \text{ MHz}$; $\sigma = 4.66 \text{ S/m}$; $\epsilon_r = 36.031$; $\rho = 1000 \text{ kg/m}^3$
 Phantom section: Flat Section
 Measurement Standard: DASY5 (IEEE/IEC/ANSI C63.19-2007)

DASY5 Configuration:

- Probe: EX3DV4 - SN3798; ConvF(4.85, 4.85, 4.85); Calibrated: 2021/05/31;
- Sensor-Surface: 1.4mm (Mechanical Surface Detection)
- Electronics: DAE4 Sn1245; Calibrated: 2021/05/19
- Phantom: ELI v4.0; Type: QDOVA001BB; Serial: TP:1102
- Measurement SW: DASY52, Version 52.8 (8); SEMCAD X Version 14.6.10 (7331)

Configuration/Body/Area Scan (14x11x1): Measurement grid: $dx=10\text{mm}$, $dy=10\text{mm}$
 Maximum value of SAR (measured) = 0.337 W/kg


Configuration/Body/Zoom Scan (8x8x7)/Cube 0: Measurement grid: $dx=4\text{mm}$, $dy=4\text{mm}$, $dz=1.4\text{mm}$

Reference Value = 0.6880 V/m ; Power Drift = 0.02 dB

Peak SAR (extrapolated) = 0.632 W/kg

SAR(1 g) = 0.197 W/kg ; SAR(10 g) = 0.052 W/kg

Maximum value of SAR (measured) = 0.420 W/kg



0 dB = 0.420 W/kg = -3.77 dBW/kg

Date: 2021/08/14

Test Laboratory: Compliance Certification Services Inc.

WLAN5GHz 802.11a 6Mbps Right side 0mm Ch60

DUT: Poynt Smart Terminal V3.0; Type: PST3



Unless otherwise agreed in writing, this document is issued by the Company subject to its General Conditions of Service printed overleaf, available on request or accessible at <http://www.sgs.com/en/Terms-and-Conditions.aspx> and, for electronic format documents, subject to Terms and Conditions for Electronic Documents at <http://www.sgs.com/en/Terms-and-Conditions/Terms-e-Document.aspx>. Attention is drawn to the limitation of liability, indemnification and jurisdiction issues defined therein. Any holder of this document is advised that information contained hereon reflects the Company's findings at the time of its intervention only and within the limits of Client's instructions, if any. The Company's sole responsibility is to its Client and this document does not exonerate parties to a transaction from exercising all their rights and obligations under the transaction documents. This document cannot be reproduced except in full, without prior written approval of the Company. Any unauthorized alteration, forgery or falsification of the content or appearance of this document is unlawful and offenders may be prosecuted to the fullest extent of the law. Unless otherwise stated the results shown in this test report refer only to the sample(s) tested and such sample(s) are retained for 30 days only.

Attention: To check the authenticity of testing / inspection report & certificate, please contact us at telephone: (86-755) 8307 1443, or email: CN.Doccheck@sgs.com

No.10, Weiye Road, Innovation Park, Kunshan, Jiangsu, China 215300

中国·江苏·昆山市留学院创业园伟业路10号 邮编 215300

t(86-512)57355888 f(86-512)57370818 www.sgsgroup.com.cn

t(86-512)57355888 f(86-512)57370818 sgs.china@sgs.com

Communication System: UID 0, WiFi (0); Frequency: 5300 MHz; Duty Cycle: 1:1
 Medium parameters used: $f = 5300 \text{ MHz}$; $\sigma = 4.803 \text{ S/m}$; $\epsilon_r = 35.783$; $\rho = 1000 \text{ kg/m}^3$
 Phantom section: Flat Section
 Measurement Standard: DASY5 (IEEE/IEC/ANSI C63.19-2007)

DASY5 Configuration:

- Probe: EX3DV4 - SN3798; ConvF(4.75, 4.75, 4.75); Calibrated: 2021/05/31;
- Sensor-Surface: 1.4mm (Mechanical Surface Detection)
- Electronics: DAE4 Sn1245; Calibrated: 2021/05/19
- Phantom: ELI v4.0; Type: QDOVA001BB; Serial: TP:1102
- Measurement SW: DASY52, Version 52.8 (8); SEMCAD X Version 14.6.10 (7331)

Configuration/Body/Area Scan (14x10x1): Measurement grid: $dx=10\text{mm}$, $dy=10\text{mm}$
 Maximum value of SAR (measured) = 0.246 W/kg


Configuration/Body/Zoom Scan (8x8x7)/Cube 0: Measurement grid: $dx=4\text{mm}$, $dy=4\text{mm}$, $dz=1.4\text{mm}$

Reference Value = 0.4500 V/m; Power Drift = 0.03 dB

Peak SAR (extrapolated) = 0.546 W/kg

SAR(1 g) = 0.174 W/kg; SAR(10 g) = 0.047 W/kg

Maximum value of SAR (measured) = 0.345 W/kg



0 dB = 0.345 W/kg = -4.62 dBW/kg

Date: 2021/08/14

Test Laboratory: Compliance Certification Services Inc.

WLAN5GHz 802.11a 6Mbps Right side 0mm Ch100

DUT: Poynt Smart Terminal V3.0; Type: PST3



Unless otherwise agreed in writing, this document is issued by the Company subject to its General Conditions of Service printed overleaf, available on request or accessible at <http://www.sgs.com/en/Terms-and-Conditions.aspx> and, for electronic format documents, subject to Terms and Conditions for Electronic Documents at <http://www.sgs.com/en/Terms-and-Conditions/Terms-e-Document.aspx>. Attention is drawn to the limitation of liability, indemnification and jurisdiction issues defined therein. Any holder of this document is advised that information contained hereon reflects the Company's findings at the time of its intervention only and within the limits of Client's instructions, if any. The Company's sole responsibility is to its Client and this document does not exonerate parties to a transaction from exercising all their rights and obligations under the transaction documents. This document cannot be reproduced except in full, without prior written approval of the Company. Any unauthorized alteration, forgery or falsification of the content or appearance of this document is unlawful and offenders may be prosecuted to the fullest extent of the law. Unless otherwise stated the results shown in this test report refer only to the sample(s) tested and such sample(s) are retained for 30 days only.

Attention: To check the authenticity of testing / inspection report & certificate, please contact us at telephone: (86-755) 8307 1443, or email: CN.Doccheck@sgs.com

No.10, Weiye Road, Innovation Park, Kunshan, Jiangsu, China 215300

中国·江苏·昆山市留学院创业园伟业路10号 邮编 215300

t(86-512)57355888 f(86-512)57370818 www.sgsgroup.com.cn

t(86-512)57355888 f(86-512)57370818 sgs.china@sgs.com

Communication System: UID 0, WiFi (0); Frequency: 5500 MHz; Duty Cycle: 1:1
 Medium parameters used: $f = 5500 \text{ MHz}$; $\sigma = 4.937 \text{ S/m}$; $\epsilon_r = 34.892$; $\rho = 1000 \text{ kg/m}^3$
 Phantom section: Flat Section
 Measurement Standard: DASY5 (IEEE/IEC/ANSI C63.19-2007)

DASY5 Configuration:

- Probe: EX3DV4 - SN3798; ConvF(4.65, 4.65, 4.65); Calibrated: 2021/05/31;
- Sensor-Surface: 1.4mm (Mechanical Surface Detection)
- Electronics: DAE4 Sn1245; Calibrated: 2021/05/19
- Phantom: ELI v4.0; Type: QDOVA001BB; Serial: TP:1102
- Measurement SW: DASY52, Version 52.8 (8); SEMCAD X Version 14.6.10 (7331)

Configuration/Body/Area Scan (14x11x1): Measurement grid: $dx=10\text{mm}$, $dy=10\text{mm}$
 Maximum value of SAR (measured) = 0.375 W/kg


Configuration/Body/Zoom Scan (8x8x7)/Cube 0: Measurement grid: $dx=4\text{mm}$, $dy=4\text{mm}$, $dz=1.4\text{mm}$

Reference Value = 0.7040 V/m; Power Drift = 0.06 dB

Peak SAR (extrapolated) = 0.703 W/kg

SAR(1 g) = 0.185 W/kg; SAR(10 g) = 0.05 W/kg

Maximum value of SAR (measured) = 0.467 W/kg



0 dB = 0.467 W/kg = -3.31 dBW/kg

Date: 2021/08/14

Test Laboratory: Compliance Certification Services Inc.

WLAN5GHz 802.11n-HT40 MCS0 Right side 0mm Ch151

DUT: Poynt Smart Terminal V3.0; Type: PST3



Unless otherwise agreed in writing, this document is issued by the Company subject to its General Conditions of Service printed overleaf, available on request or accessible at <http://www.sgs.com/en/Terms-and-Conditions.aspx> and, for electronic format documents, subject to Terms and Conditions for Electronic Documents at <http://www.sgs.com/en/Terms-and-Conditions/Terms-e-Document.aspx>. Attention is drawn to the limitation of liability, indemnification and jurisdiction issues defined therein. Any holder of this document is advised that information contained hereon reflects the Company's findings at the time of its intervention only and within the limits of Client's instructions, if any. The Company's sole responsibility is to its Client and this document does not exonerate parties to a transaction from exercising all their rights and obligations under the transaction documents. This document cannot be reproduced except in full, without prior written approval of the Company. Any unauthorized alteration, forgery or falsification of the content or appearance of this document is unlawful and offenders may be prosecuted to the fullest extent of the law. Unless otherwise stated the results shown in this test report refer only to the sample(s) tested and such sample(s) are retained for 30 days only.
Attention: To check the authenticity of testing /inspection report & certificate, please contact us at telephone: (86-755) 8307 1443, or email: CN.Doccheck@sgs.com

No.10, Weiye Road, Innovation Park, Kunshan, Jiangsu, China 215300
 中国·江苏·昆山市留学生创业园伟业路10号 邮编 215300

t(86-512)57355888 f(86-512)57370818 www.sgsgroup.com.cn
 t(86-512)57355888 f(86-512)57370818 sgs.china@sgs.com

Communication System: UID 0, WiFi (0); Frequency: 5755 MHz; Duty Cycle: 1:1
 Medium parameters used: $f = 5755 \text{ MHz}$; $\sigma = 5.327 \text{ S/m}$; $\epsilon_r = 34.703$; $\rho = 1000 \text{ kg/m}^3$
 Phantom section: Flat Section
 Measurement Standard: DASY5 (IEEE/IEC/ANSI C63.19-2007)

DASY5 Configuration:

- Probe: EX3DV4 - SN3798; ConvF(4.6, 4.6, 4.6); Calibrated: 2021/05/31;
- Sensor-Surface: 1.4mm (Mechanical Surface Detection)
- Electronics: DAE4 Sn1245; Calibrated: 2021/05/19
- Phantom: ELI v4.0; Type: QDOVA001BB; Serial: TP:1102
- Measurement SW: DASY52, Version 52.8 (8); SEMCAD X Version 14.6.10 (7331)

Configuration/Body/Area Scan (14x10x1): Measurement grid: $dx=10\text{mm}$, $dy=10\text{mm}$
 Maximum value of SAR (measured) = 0.278 W/kg

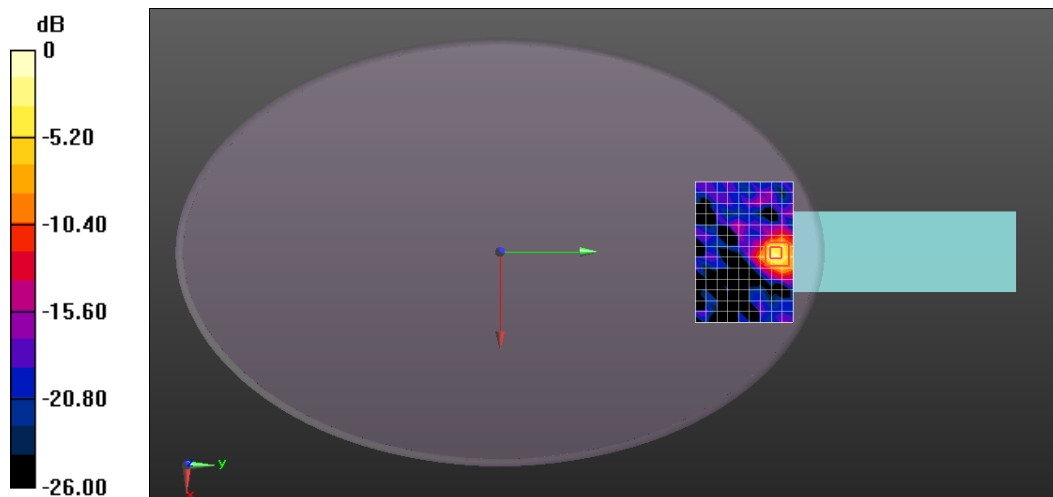
Configuration/Body/Zoom Scan (8x8x7)/Cube 0: Measurement grid: $dx=4\text{mm}$, $dy=4\text{mm}$, $dz=1.4\text{mm}$

Reference Value = 0.4540 V/m; Power Drift = 0.08 dB

Peak SAR (extrapolated) = 0.617 W/kg

SAR(1 g) = 0.157 W/kg; SAR(10 g) = 0.037 W/kg

Maximum value of SAR (measured) = 0.389 W/kg



0 dB = 0.389 W/kg = -4.10 dBW/kg



Unless otherwise agreed in writing, this document is issued by the Company subject to its General Conditions of Service printed overleaf, available on request or accessible at <http://www.sgs.com/en/Terms-and-Conditions.aspx> and, for electronic format documents, subject to Terms and Conditions for Electronic Documents at <http://www.sgs.com/en/Terms-and-Conditions/Terms-e-Document.aspx>. Attention is drawn to the limitation of liability, indemnification and jurisdiction issues defined therein. Any holder of this document is advised that information contained hereon reflects the Company's findings at the time of its intervention only and within the limits of Client's instructions, if any. The Company's sole responsibility is to its Client and this document does not exonerate parties to a transaction from exercising all their rights and obligations under the transaction documents. This document cannot be reproduced except in full, without prior written approval of the Company. Any unauthorized alteration, forgery or falsification of the content or appearance of this document is unlawful and offenders may be prosecuted to the fullest extent of the law. Unless otherwise stated the results shown in this test report refer only to the sample(s) tested and such sample(s) are retained for 30 days only.

Attention: To check the authenticity of testing / inspection report and certificate, please contact us at telephone: (86-755) 8307 1443, or email: CN.Doccheck@sgs.com

No.10, Weiye Road, Innovation Park, Kunshan, Jiangsu, China 215300

中国·江苏·昆山市留学院创业园伟业路10号 邮编 215300

t(86-512)57355888 f(86-512)57370818 www.sgsgroup.com.cn

t(86-512)57355888 f(86-512)57370818 sgs.china@sgs.com

Appendix C: Calibration certificate

Appendix D: Photographs

---END---



Unless otherwise agreed in writing, this document is issued by the Company subject to its General Conditions of Service printed overleaf, available on request or accessible at <http://www.sgs.com/en/Terms-and-Conditions.aspx> and, for electronic format documents, subject to Terms and Conditions for Electronic Documents at <http://www.sgs.com/en/Terms-and-Conditions/Terms-e-Documents.aspx>. Attention is drawn to the limitation of liability, indemnification and jurisdiction issues defined therein. Any holder of this document is advised that information contained hereon reflects the Company's findings at the time of its intervention only and within the limits of Client's instructions, if any. The Company's sole responsibility is to its Client and this document does not exonerate parties to a transaction from exercising all their rights and obligations under the transaction documents. This document cannot be reproduced except in full, without prior written approval of the Company. Any unauthorized alteration, forgery or falsification of the content or appearance of this document is unlawful and offenders may be prosecuted to the fullest extent of the law. Unless otherwise stated the results shown in this test report refer only to the sample(s) tested and such sample(s) are retained for 30 days only.

Attention: To check the authenticity of testing / inspection report & certificate, please contact us at telephone: (86-755) 8307 1443, or email: CN.Doccheck@sgs.com

No.10, Weiye Road, Innovation Park, Kunshan, Jiangsu, China 215300

中国·江苏·昆山市留学生创业园伟业路10号 邮编 215300

t(86-512)57355888 f(86-512)57370818 www.sgsgroup.com.cn

t(86-512)57355888 f(86-512)57370818 sgs.china@sgs.com