



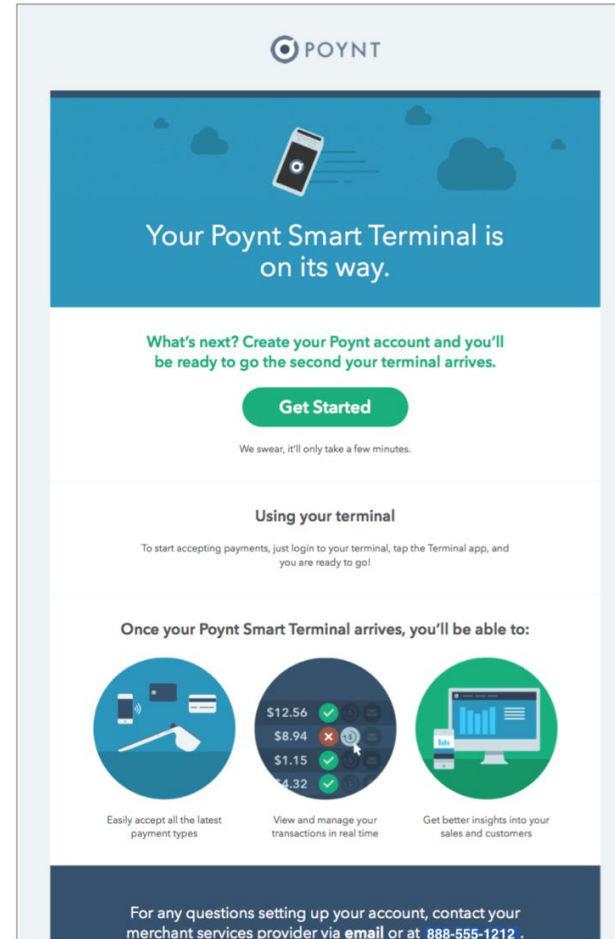
Quick Start Guide

Your Poynt 5 is on its way!

Step 1: Set up your Poynt Web Portal account. Open your welcome email and click “Get Started” to create your login credentials.

Step 2: Log in at Poynt.net to view your dashboard. Once your terminal arrives, this is where you'll be able to see your real-time customer and transaction data.

Step 3: Visit the Poynt [Help Center](#) to review helpful video tutorials and support articles.



POYNT

Your Poynt Smart Terminal is on its way.

What's next? Create your Poynt account and you'll be ready to go the second your terminal arrives.




Get Started

We swear, it'll only take a few minutes.

Using your terminal

To start accepting payments, just login to your terminal, tap the Terminal app, and you are ready to go!

Once your Poynt Smart Terminal arrives, you'll be able to:

-  Easily accept all the latest payment types
-  View and manage your transactions in real time
-  Get better insights into your sales and customers


For any questions setting up your account, contact your merchant services provider via [email](#) or at 888-555-1212.

Your Poynt 5 has arrived!

Step 1: Check your box

Do a quick component check to ensure all content is in the box. It should include:

- Poynt 5 Device
- Power cable
- Power Adapter
- Quick Start Guide



Poynt 5 Setup

Step 2: Charge your Device

Using the included power adaptor and USB cable, plug in your Poynt 5 to charge.

The smaller end of the cable should be inserted at the bottom of the device just underneath the Home button. This is reversible so it doesn't matter how you spin it.



Poynt 5 Setup

Step 3: Power on your device


To power on your Poynt 5, slide down the sprung button on the right hand side of the device toward the bottom of the device.



Poynt 5 Setup

Step 4: Placing the Device

The Poynt 5 device fits in the palm of your hand so you have the freedom to transact wherever your customers are.



Poynt 5 Setup

Step 5: Connect your device

Your device will walk you through connecting to the internet via WiFi the first time you turn it on.

After connecting, it may begin to update its software as required. This can take a few minutes. Allow the device to download, install, and reboot before getting started.

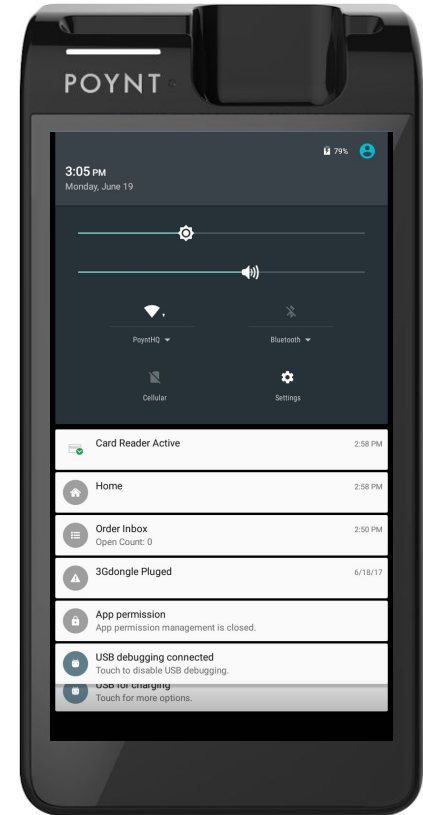
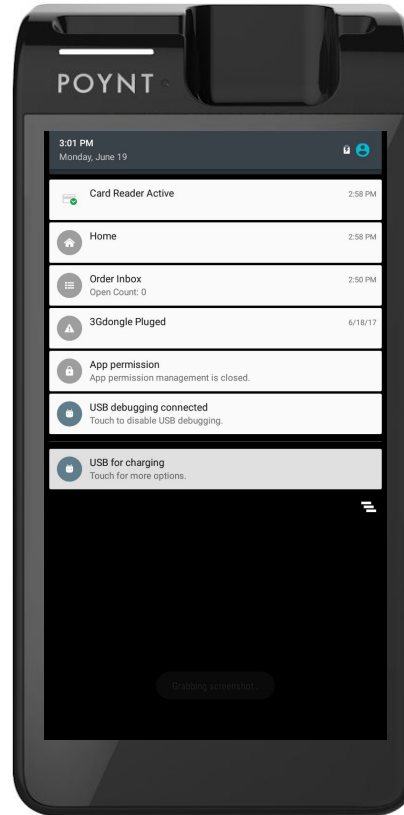


Poynt 5 Setup

Step 6: Access your Notification and Settings

To access Notifications on your device, as well as adjust any settings, simply swipe down from the top from anywhere on the device.

With one swipe, you'll see a notifications tray.
With a secondary swipe you'll be able to quickly adjust brightness and volume and make additional adjustments within Settings.



FCC



FCC ID: 2AFD7-P0501

This equipment has been tested and found to comply with the limits for a Class B digital device, pursuant to Part 15 of the FCC Rules. These limits are designed to provide reasonable protection against harmful interference in a residential installation. This equipment generates, uses and can radiate radio frequency energy and, if not installed and used in accordance with the instructions, may cause harmful interference to radio communications. However, there is no guarantee that interference will not occur in a particular installation. If this equipment does cause harmful interference to radio or television reception, which can be determined by turning the equipment off and on, the user is encouraged to try to correct the interference by one of the following measures:

- Reorient or relocate the receiving antenna.
- Increase the separation between the equipment and receiver.
- Connect the equipment into an outlet on a circuit different from that to which the receiver is connected.
- Consult the dealer or an experienced radio/TV technician for help.

FCC Caution

- Any changes or modifications not expressly approved by the party responsible for compliance could void the user's authority to operate this equipment.
- This transmitter must not be co-located or operating in conjunction with any other antenna or transmitter.

The country code selection is for non-US model only and is not available to all US model. Per FCC regulation, all WiFi product marketed in US must fixed to US operation channels only.

Radiation Exposure Statement

This device meets the government's requirements for exposure to radio waves. This device is designed and manufactured not to exceed the emission limits for exposure to radio frequency (RF) energy set by the Federal Communications Commission of the U.S. Government.

Specific Absorption Rate (SAR) refers to the rate at which the body absorbs RF energy. The SAR limit is 1.6 watts per kilogram in countries that set the limit averaged over 1 gram of tissue and 2.0 watts per kilogram in countries that set the limit averaged over 10 grams of tissue. During testing, Poynt 5 radios are set to their highest transmission levels and placed in positions that simulate uses when worn or carried against the torso of the body, with 5mm separation.

Cases with metal parts may change the RF performance of the device, including its compliance with RF exposure guidelines, in a manner that has not been tested or certified.

Although this device has been tested to determine SAR in each band of operation, not all bands are available in all areas. Bands are dependent on your service provider's wireless and roaming networks.

IC

IC ID: 22579-P0501

Industry Canada statement

This device complies with Industry Canada license-exempt RSS standard(s). This device complies with part 15 of the FCC rules. Operation is subject to the following two conditions:

1. this device may not cause harmful interference, and
2. this device must accept any interference received, including interference that may cause undesired operation.

Le présent appareil est conforme aux CNR d'Industrie Canada applicables aux appareils radio exempts de licence. L'exploitation est autorisée aux deux conditions suivantes:

1. l'appareil ne doit pas produire de brouillage, et
2. l'utilisateur de l'appareil doit accepter tout brouillage radioélectrique subi, même si le brouillage est susceptible d'en compromettre le fonctionnement.

This device and its antenna(s) must not be co-located or operating in conjunction with any other antenna or transmitter, except tested built-in radios.

Cet appareil et son antenne ne doivent pas être situés ou fonctionner en conjonction avec une autre antenne ou un autre émetteur, exception faites des radios intégrées qui ont été testées.

The County Code Selection feature is disabled for products marketed in the US/ Canada.

La fonction de sélection de l'indicatif du pays est désactivée pour les produits commercialisés aux États-Unis et au Canada.

Industry Canada ICES-003 Compliance Label

CAN ICES-3 (B)/NMB-3(B)

Radiation Exposure Statement

The product comply with the Canada portable RF exposure limit set forth for an uncontrolled environment and are safe for intended operation as described in this manual. The further RF exposure reduction can be achieved if the product can be

kept as far as possible from the user body or set the device to lower output power if such function is available.

Le produit est conforme aux limites d'exposition pour les appareils portables RF pour les Etats-Unis et le Canada établies pour un environnement non contrôlé. Le produit est sûr pour un fonctionnement tel que décrit dans ce manuel. La réduction aux expositions RF peut être augmentée si l'appareil peut être conservé aussi loin que possible du corps de l'utilisateur ou que le dispositif est réglé sur la puissance de sortie la plus faible si une telle fonction est disponible.

Caution

1. the device for operation in the band 5150-5250 MHz is only for indoor use to reduce the potential for harmful interference to co-channel mobile satellite systems;
2. the maximum antenna gain permitted for devices in the bands 5250-5350 MHz and 5470-5725 MHz shall comply with the e.i.r.p. limit; and
3. the maximum antenna gain permitted for devices in the band 5725-5825 MHz shall comply with the e.i.r.p. limits specified for point-to-point and non point-to-point operation as appropriate.
4. the worst-case tilt angle(s) necessary to remain compliant with the e.i.r.p. elevation mask requirement set forth in Section 6.2.2(3) shall be clearly indicated.
5. Users should also be advised that high-power radars are allocated as primary users (i.e. priority users) of the bands 5250-5350 MHz and 5650-5850 MHz and that these radars could cause interference and/or damage to LE-LAN devices.

Avertissement

1. les dispositifs fonctionnant dans la bande 5150-5250 MHz sont réservés uniquement pour une utilisation à l'intérieur afin de réduire les risques de brouillage préjudiciable aux systèmes de satellites mobiles utilisant les mêmes canaux;
2. le gain maximal d'antenne permis pour les dispositifs utilisant les bandes 5250-5350 MHz et 5470-5725 MHz doit se conformer à la limite de p.i.r.e.;

3. le gain maximal d'antenne permis (pour les dispositifs utilisant la bande 5725-5825 MHz) doit se conformer à la limite de p.i.r.e. spécifiée pour l'exploitation point à point et non point à point, selon le cas.
 4. les pires angles d'inclinaison nécessaires pour rester conforme à l'exigence de la p.i.r.e. applicable au masque d'élévation, et énoncée à la section 6.2.2 3), doivent être clairement indiqués.
 5. De plus, les utilisateurs devraient aussi être avisés que les utilisateurs de radars de haute puissance sont désignés utilisateurs principaux (c.-à-d., qu'ils ont la priorité) pour les bandes 5250-5350 MHz et 5650-5850 MHz et que ces radars pourraient causer du brouillage et/ou des dommages aux dispositifs LAN-EL.
-

EU

EU Compliance Statement

Poynt Co. hereby declares that this wireless device is in compliance with the essential requirements and other relevant provisions of the R&TTE Directive.



Use Restriction

This device is restricted to indoor use when operating in the 5150 to 5350 MHz frequency range.

European Union—Disposal Information



The symbol above means that according to local laws and regulations your product and/or its battery shall be disposed of separately from household waste. When this product reaches its end of life, take it to a collection point designated by local authorities. The separate collection and recycling of your product and/or its battery at the time of disposal will help conserve natural resources and ensure that it is recycled in a manner that protects human health and the environment.