




10. SETUP PHOTOS

ANTENNA PORT CONDUCTED EMISSIONS





RADIATED EMISSION BELOW 30 MHz



Coil 0 - RADIATED EMISSIONS BELOW 30 MHz




Coil 1 - RADIATED EMISSIONS BELOW 30 MHz




Coil 2 - RADIATED EMISSIONS BELOW 30 MHz




RADIATED EMISSION ABOVE 30 MHz



Coil 1 - RADIATED EMISSIONS ABOVE 30 MHz





END OF TEST REPORT