

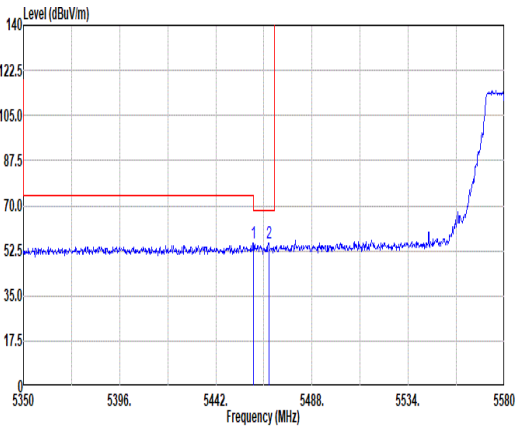
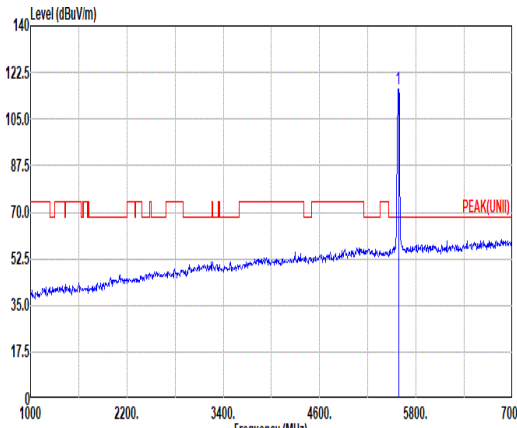
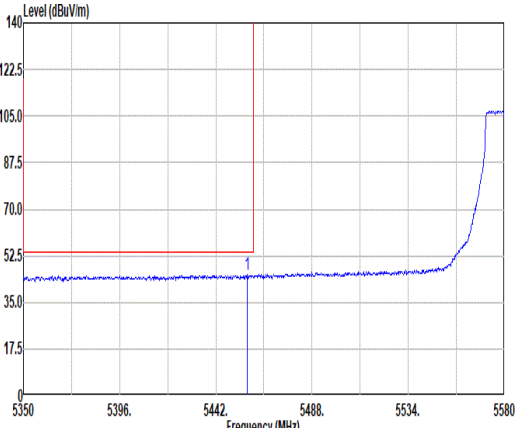
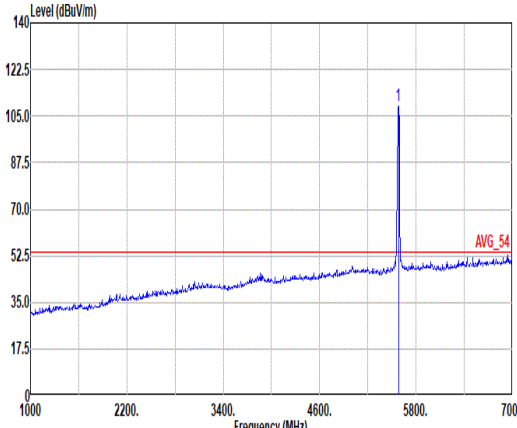


	113																																																																																												
<b>Mode</b>	Band Edge - L																																																																																												
	U-NII-2C_5.47-5.725_802.11ac VHT20_CH116_5580MHz																																																																																												
<b>ANT</b>	0																																																																																												
<b>Pol.</b>	<b>Horizontal</b>	<b>Fundamental</b>																																																																																											
<b>Peak</b>	<p>Site : 03CH16-HY Condition: PEAK_BE(UNII)_B3 3m 91200-1522_240328 HORIZONTAL : RBW:1000.000kHz VBW:3000.000kHz SWT:Auto</p> <table border="1"> <thead> <tr> <th>Peak</th> <th>Freq</th> <th>Level</th> <th>Limit</th> <th>Line Margin</th> <th>Read Level</th> <th>Ant Factor</th> <th>Cable Loss</th> <th>Preamp</th> <th>Aux</th> <th>APos</th> <th>TPos</th> <th>Remark</th> </tr> <tr> <th></th> <th>MHz</th> <th>dBuV/m</th> <th>dBuV/m</th> <th>dB</th> <th>dBuV</th> <th>dB/m</th> <th>dB</th> <th>dB</th> <th>dB</th> <th>cm</th> <th>deg</th> <th></th> </tr> </thead> <tbody> <tr> <td>1</td> <td>5375.53</td> <td>54.87</td> <td>74.00</td> <td>-19.13</td> <td>40.04</td> <td>32.80</td> <td>11.39</td> <td>29.36</td> <td>0.00</td> <td>300</td> <td>124</td> <td>PEAK</td> </tr> <tr> <td>2</td> <td>5467.76</td> <td>54.37</td> <td>68.20</td> <td>-13.83</td> <td>39.43</td> <td>32.80</td> <td>11.49</td> <td>29.35</td> <td>0.00</td> <td>300</td> <td>124</td> <td>PEAK</td> </tr> </tbody> </table>	Peak	Freq	Level	Limit	Line Margin	Read Level	Ant Factor	Cable Loss	Preamp	Aux	APos	TPos	Remark		MHz	dBuV/m	dBuV/m	dB	dBuV	dB/m	dB	dB	dB	cm	deg		1	5375.53	54.87	74.00	-19.13	40.04	32.80	11.39	29.36	0.00	300	124	PEAK	2	5467.76	54.37	68.20	-13.83	39.43	32.80	11.49	29.35	0.00	300	124	PEAK	<p>Site : 03CH16-HY Condition: PEAK(UNII) 3m 91200-1522_240328 HORIZONTAL : RBW:1000.000kHz VBW:3000.000kHz SWT:Auto</p> <table border="1"> <thead> <tr> <th>Peak</th> <th>Freq</th> <th>Level</th> <th>Limit</th> <th>Line Margin</th> <th>Read Level</th> <th>Ant Factor</th> <th>Cable Loss</th> <th>Preamp</th> <th>Aux</th> <th>APos</th> <th>TPos</th> <th>Remark</th> </tr> <tr> <th></th> <th>MHz</th> <th>dBuV/m</th> <th>dBuV/m</th> <th>dB</th> <th>dBuV</th> <th>dB/m</th> <th>dB</th> <th>dB</th> <th>dB</th> <th>cm</th> <th>deg</th> <th></th> </tr> </thead> <tbody> <tr> <td>1</td> <td>5580.00</td> <td>113.92</td> <td>70.00</td> <td>43.92</td> <td>98.86</td> <td>32.80</td> <td>11.63</td> <td>29.37</td> <td>0.00</td> <td>300</td> <td>124</td> <td>PEAK</td> </tr> </tbody> </table>	Peak	Freq	Level	Limit	Line Margin	Read Level	Ant Factor	Cable Loss	Preamp	Aux	APos	TPos	Remark		MHz	dBuV/m	dBuV/m	dB	dBuV	dB/m	dB	dB	dB	cm	deg		1	5580.00	113.92	70.00	43.92	98.86	32.80	11.63	29.37	0.00	300	124	PEAK
Peak	Freq	Level	Limit	Line Margin	Read Level	Ant Factor	Cable Loss	Preamp	Aux	APos	TPos	Remark																																																																																	
	MHz	dBuV/m	dBuV/m	dB	dBuV	dB/m	dB	dB	dB	cm	deg																																																																																		
1	5375.53	54.87	74.00	-19.13	40.04	32.80	11.39	29.36	0.00	300	124	PEAK																																																																																	
2	5467.76	54.37	68.20	-13.83	39.43	32.80	11.49	29.35	0.00	300	124	PEAK																																																																																	
Peak	Freq	Level	Limit	Line Margin	Read Level	Ant Factor	Cable Loss	Preamp	Aux	APos	TPos	Remark																																																																																	
	MHz	dBuV/m	dBuV/m	dB	dBuV	dB/m	dB	dB	dB	cm	deg																																																																																		
1	5580.00	113.92	70.00	43.92	98.86	32.80	11.63	29.37	0.00	300	124	PEAK																																																																																	
<b>Avg</b>	<p>Site : 03CH16-HY Condition: AVG_BE(UNII)_B3 3m 91200-1522_240328 HORIZONTAL : RBW:1000.000kHz VBW:3000.000kHz SWT:Auto</p> <table border="1"> <thead> <tr> <th>Peak</th> <th>Freq</th> <th>Level</th> <th>Limit</th> <th>Line Margin</th> <th>Read Level</th> <th>Ant Factor</th> <th>Cable Loss</th> <th>Preamp</th> <th>Aux</th> <th>APos</th> <th>TPos</th> <th>Remark</th> </tr> <tr> <th></th> <th>MHz</th> <th>dBuV/m</th> <th>dBuV/m</th> <th>dB</th> <th>dBuV</th> <th>dB/m</th> <th>dB</th> <th>dB</th> <th>dB</th> <th>cm</th> <th>deg</th> <th></th> </tr> </thead> <tbody> <tr> <td>1</td> <td>5457.87</td> <td>45.36</td> <td>54.00</td> <td>-8.64</td> <td>30.44</td> <td>32.80</td> <td>11.48</td> <td>29.36</td> <td>0.00</td> <td>300</td> <td>124</td> <td>AVERAGE</td> </tr> </tbody> </table>	Peak	Freq	Level	Limit	Line Margin	Read Level	Ant Factor	Cable Loss	Preamp	Aux	APos	TPos	Remark		MHz	dBuV/m	dBuV/m	dB	dBuV	dB/m	dB	dB	dB	cm	deg		1	5457.87	45.36	54.00	-8.64	30.44	32.80	11.48	29.36	0.00	300	124	AVERAGE	<p>Site : 03CH16-HY Condition: AVG_54 3m 91200-1522_240328 HORIZONTAL : RBW:1000.000kHz VBW:3000.000kHz SWT:Auto</p> <table border="1"> <thead> <tr> <th>Peak</th> <th>Freq</th> <th>Level</th> <th>Limit</th> <th>Line Margin</th> <th>Read Level</th> <th>Ant Factor</th> <th>Cable Loss</th> <th>Preamp</th> <th>Aux</th> <th>APos</th> <th>TPos</th> <th>Remark</th> </tr> <tr> <th></th> <th>MHz</th> <th>dBuV/m</th> <th>dBuV/m</th> <th>dB</th> <th>dBuV</th> <th>dB/m</th> <th>dB</th> <th>dB</th> <th>dB</th> <th>cm</th> <th>deg</th> <th></th> </tr> </thead> <tbody> <tr> <td>1</td> <td>5580.00</td> <td>106.72</td> <td>54.00</td> <td>52.72</td> <td>91.66</td> <td>32.80</td> <td>11.63</td> <td>29.37</td> <td>0.00</td> <td>300</td> <td>124</td> <td>AVERAGE</td> </tr> </tbody> </table>	Peak	Freq	Level	Limit	Line Margin	Read Level	Ant Factor	Cable Loss	Preamp	Aux	APos	TPos	Remark		MHz	dBuV/m	dBuV/m	dB	dBuV	dB/m	dB	dB	dB	cm	deg		1	5580.00	106.72	54.00	52.72	91.66	32.80	11.63	29.37	0.00	300	124	AVERAGE													
Peak	Freq	Level	Limit	Line Margin	Read Level	Ant Factor	Cable Loss	Preamp	Aux	APos	TPos	Remark																																																																																	
	MHz	dBuV/m	dBuV/m	dB	dBuV	dB/m	dB	dB	dB	cm	deg																																																																																		
1	5457.87	45.36	54.00	-8.64	30.44	32.80	11.48	29.36	0.00	300	124	AVERAGE																																																																																	
Peak	Freq	Level	Limit	Line Margin	Read Level	Ant Factor	Cable Loss	Preamp	Aux	APos	TPos	Remark																																																																																	
	MHz	dBuV/m	dBuV/m	dB	dBuV	dB/m	dB	dB	dB	cm	deg																																																																																		
1	5580.00	106.72	54.00	52.72	91.66	32.80	11.63	29.37	0.00	300	124	AVERAGE																																																																																	



Mode	113																																																																
	Band Edge - R																																																																
	U-NII-2C_5.47-5.725_802.11ac VHT20_CH116_5580MHz																																																																
ANT	0																																																																
Pol.	Horizontal	Fundamental																																																															
Peak	<p>Site : 03CH16-HY          Condition: PEAK_BE(U-NII)_B3 3m 91200-1522_240328 HORIZONTAL          : RBW:1000.000kHz VBW:3000.000kHz SMT:Auto</p> <table border="1"> <thead> <tr> <th>Limit</th> <th>Read</th> <th>Ant</th> <th>Cable</th> <th>Preamp</th> <th>Aux</th> <th>APos</th> <th>TPos</th> <th></th> </tr> <tr> <th>Freq</th> <th>Level</th> <th>Line</th> <th>Margin</th> <th>Level</th> <th>Factor</th> <th>Loss</th> <th>Factor</th> <th>Factor</th> </tr> <tr> <th>MHz</th> <th>dBuV/m</th> <th>dBuV/m</th> <th>dB</th> <th>dBuV</th> <th>dB/m</th> <th>dB</th> <th>dB</th> <th>dB</th> </tr> </thead> <tbody> <tr> <td>1 5730.78</td> <td>55.98</td> <td>68.20</td> <td>-12.22</td> <td>40.13</td> <td>33.46</td> <td>11.79</td> <td>29.40</td> <td>0.00</td> </tr> <tr> <td></td> <td></td> <td></td> <td></td> <td></td> <td></td> <td></td> <td></td> <td>300</td> </tr> <tr> <td></td> <td></td> <td></td> <td></td> <td></td> <td></td> <td></td> <td></td> <td>124</td> </tr> <tr> <td></td> <td></td> <td></td> <td></td> <td></td> <td></td> <td></td> <td></td> <td>PEAK</td> </tr> </tbody> </table>	Limit	Read	Ant	Cable	Preamp	Aux	APos	TPos		Freq	Level	Line	Margin	Level	Factor	Loss	Factor	Factor	MHz	dBuV/m	dBuV/m	dB	dBuV	dB/m	dB	dB	dB	1 5730.78	55.98	68.20	-12.22	40.13	33.46	11.79	29.40	0.00									300									124									PEAK	Blank
Limit	Read	Ant	Cable	Preamp	Aux	APos	TPos																																																										
Freq	Level	Line	Margin	Level	Factor	Loss	Factor	Factor																																																									
MHz	dBuV/m	dBuV/m	dB	dBuV	dB/m	dB	dB	dB																																																									
1 5730.78	55.98	68.20	-12.22	40.13	33.46	11.79	29.40	0.00																																																									
								300																																																									
								124																																																									
								PEAK																																																									



		113																																																																																										
Mode	Band Edge - L																																																																																											
	U-NII-2C_5.47-5.725_802.11ac VHT20_CH116_5580MHz																																																																																											
ANT	0																																																																																											
Pol.	Vertical	Fundamental																																																																																										
Peak	 <p>Level (dBuV/m) vs Frequency (MHz) plot for Vertical polarization. Shows a sharp peak at approximately 5450 MHz. The y-axis ranges from 0 to 140 dBuV/m, and the x-axis ranges from 5350 to 5580 MHz.</p>	 <p>Level (dBuV/m) vs Frequency (MHz) plot for Fundamental polarization. Shows a sharp peak at 5580 MHz. The y-axis ranges from 0 to 140 dBuV/m, and the x-axis ranges from 1000 to 7000 MHz.</p>																																																																																										
	<p>Site : 03CH16-HY Condition: PEAK_BE(UNII)_B3 3m 91200-1522_240328 VERTICAL : RBW:1000.000kHz VBW:3000.000kHz SWT:Auto</p> <table border="1"> <thead> <tr> <th>Peak</th> <th>Freq</th> <th>Level</th> <th>Limit</th> <th>Line Margin</th> <th>Read Level</th> <th>Ant Factor</th> <th>Cable Loss</th> <th>Preamp</th> <th>Aux</th> <th>APos</th> <th>TPos</th> <th>Remark</th> </tr> <tr> <th></th> <th>MHz</th> <th>dBuV/m</th> <th>dBuV/m</th> <th>dB</th> <th>dBuV</th> <th>dB/m</th> <th>dB</th> <th>dB</th> <th>dB</th> <th>cm</th> <th>deg</th> <th></th> </tr> </thead> <tbody> <tr> <td>1</td> <td>5459.94</td> <td>55.37</td> <td>74.00</td> <td>-18.63</td> <td>40.44</td> <td>32.80</td> <td>11.48</td> <td>29.35</td> <td>0.00</td> <td>100</td> <td>82</td> <td>PEAK</td> </tr> <tr> <td>2</td> <td>5467.30</td> <td>55.41</td> <td>68.20</td> <td>-12.79</td> <td>40.47</td> <td>32.80</td> <td>11.49</td> <td>29.35</td> <td>0.00</td> <td>100</td> <td>82</td> <td>PEAK</td> </tr> </tbody> </table>	Peak	Freq	Level	Limit	Line Margin	Read Level	Ant Factor	Cable Loss	Preamp	Aux	APos	TPos	Remark		MHz	dBuV/m	dBuV/m	dB	dBuV	dB/m	dB	dB	dB	cm	deg		1	5459.94	55.37	74.00	-18.63	40.44	32.80	11.48	29.35	0.00	100	82	PEAK	2	5467.30	55.41	68.20	-12.79	40.47	32.80	11.49	29.35	0.00	100	82	PEAK	<p>Site : 03CH16-HY Condition: PEAK(UNII) 3m 91200-1522_240328 VERTICAL : RBW:1000.000kHz VBW:3000.000kHz SWT:Auto</p> <table border="1"> <thead> <tr> <th>Peak</th> <th>Freq</th> <th>Level</th> <th>Limit</th> <th>Line Margin</th> <th>Read Level</th> <th>Ant Factor</th> <th>Cable Loss</th> <th>Preamp</th> <th>Aux</th> <th>APos</th> <th>TPos</th> <th>Remark</th> </tr> <tr> <th></th> <th>MHz</th> <th>dBuV/m</th> <th>dBuV/m</th> <th>dB</th> <th>dBuV</th> <th>dB/m</th> <th>dB</th> <th>dB</th> <th>dB</th> <th>cm</th> <th>deg</th> <th></th> </tr> </thead> <tbody> <tr> <td>1</td> <td>5580.00</td> <td>116.21</td> <td>-----</td> <td>-----</td> <td>101.16</td> <td>32.80</td> <td>11.62</td> <td>29.37</td> <td>0.00</td> <td>100</td> <td>82</td> <td>PEAK</td> </tr> </tbody> </table>	Peak	Freq	Level	Limit	Line Margin	Read Level	Ant Factor	Cable Loss	Preamp	Aux	APos	TPos	Remark		MHz	dBuV/m	dBuV/m	dB	dBuV	dB/m	dB	dB	dB	cm	deg		1	5580.00	116.21	-----	-----	101.16	32.80	11.62	29.37	0.00	100	82
Peak	Freq	Level	Limit	Line Margin	Read Level	Ant Factor	Cable Loss	Preamp	Aux	APos	TPos	Remark																																																																																
	MHz	dBuV/m	dBuV/m	dB	dBuV	dB/m	dB	dB	dB	cm	deg																																																																																	
1	5459.94	55.37	74.00	-18.63	40.44	32.80	11.48	29.35	0.00	100	82	PEAK																																																																																
2	5467.30	55.41	68.20	-12.79	40.47	32.80	11.49	29.35	0.00	100	82	PEAK																																																																																
Peak	Freq	Level	Limit	Line Margin	Read Level	Ant Factor	Cable Loss	Preamp	Aux	APos	TPos	Remark																																																																																
	MHz	dBuV/m	dBuV/m	dB	dBuV	dB/m	dB	dB	dB	cm	deg																																																																																	
1	5580.00	116.21	-----	-----	101.16	32.80	11.62	29.37	0.00	100	82	PEAK																																																																																
Avg	 <p>Level (dBuV/m) vs Frequency (MHz) plot for Vertical polarization. Shows a sharp peak at approximately 5450 MHz. The y-axis ranges from 0 to 140 dBuV/m, and the x-axis ranges from 5350 to 5580 MHz.</p>	 <p>Level (dBuV/m) vs Frequency (MHz) plot for Fundamental polarization. Shows a sharp peak at 5580 MHz. The y-axis ranges from 0 to 140 dBuV/m, and the x-axis ranges from 1000 to 7000 MHz.</p>																																																																																										
	<p>Site : 03CH16-HY Condition: AVG_BE(UNII)_B3 3m 91200-1522_240328 VERTICAL : RBW:1000.000kHz VBW:3000.000kHz SWT:Auto</p> <table border="1"> <thead> <tr> <th>Peak</th> <th>Freq</th> <th>Level</th> <th>Limit</th> <th>Line Margin</th> <th>Read Level</th> <th>Ant Factor</th> <th>Cable Loss</th> <th>Preamp</th> <th>Aux</th> <th>APos</th> <th>TPos</th> <th>Remark</th> </tr> <tr> <th></th> <th>MHz</th> <th>dBuV/m</th> <th>dBuV/m</th> <th>dB</th> <th>dBuV</th> <th>dB/m</th> <th>dB</th> <th>dB</th> <th>dB</th> <th>cm</th> <th>deg</th> <th></th> </tr> </thead> <tbody> <tr> <td>1</td> <td>5456.95</td> <td>45.49</td> <td>54.00</td> <td>-8.51</td> <td>30.57</td> <td>32.80</td> <td>11.48</td> <td>29.36</td> <td>0.00</td> <td>100</td> <td>82</td> <td>AVERAGE</td> </tr> </tbody> </table>	Peak	Freq	Level	Limit	Line Margin	Read Level	Ant Factor	Cable Loss	Preamp	Aux	APos	TPos	Remark		MHz	dBuV/m	dBuV/m	dB	dBuV	dB/m	dB	dB	dB	cm	deg		1	5456.95	45.49	54.00	-8.51	30.57	32.80	11.48	29.36	0.00	100	82	AVERAGE	<p>Site : 03CH16-HY Condition: AVG_54 3m 91200-1522_240328 VERTICAL : RBW:1000.000kHz VBW:3000.000kHz SWT:Auto</p> <table border="1"> <thead> <tr> <th>Peak</th> <th>Freq</th> <th>Level</th> <th>Limit</th> <th>Line Margin</th> <th>Read Level</th> <th>Ant Factor</th> <th>Cable Loss</th> <th>Preamp</th> <th>Aux</th> <th>APos</th> <th>TPos</th> <th>Remark</th> </tr> <tr> <th></th> <th>MHz</th> <th>dBuV/m</th> <th>dBuV/m</th> <th>dB</th> <th>dBuV</th> <th>dB/m</th> <th>dB</th> <th>dB</th> <th>dB</th> <th>cm</th> <th>deg</th> <th></th> </tr> </thead> <tbody> <tr> <td>1</td> <td>5580.00</td> <td>108.90</td> <td>-----</td> <td>-----</td> <td>93.84</td> <td>32.80</td> <td>11.63</td> <td>29.37</td> <td>0.00</td> <td>100</td> <td>82</td> <td>AVERAGE</td> </tr> </tbody> </table>	Peak	Freq	Level	Limit	Line Margin	Read Level	Ant Factor	Cable Loss	Preamp	Aux	APos	TPos	Remark		MHz	dBuV/m	dBuV/m	dB	dBuV	dB/m	dB	dB	dB	cm	deg		1	5580.00	108.90	-----	-----	93.84	32.80	11.63	29.37	0.00	100	82	AVERAGE												
Peak	Freq	Level	Limit	Line Margin	Read Level	Ant Factor	Cable Loss	Preamp	Aux	APos	TPos	Remark																																																																																
	MHz	dBuV/m	dBuV/m	dB	dBuV	dB/m	dB	dB	dB	cm	deg																																																																																	
1	5456.95	45.49	54.00	-8.51	30.57	32.80	11.48	29.36	0.00	100	82	AVERAGE																																																																																
Peak	Freq	Level	Limit	Line Margin	Read Level	Ant Factor	Cable Loss	Preamp	Aux	APos	TPos	Remark																																																																																
	MHz	dBuV/m	dBuV/m	dB	dBuV	dB/m	dB	dB	dB	cm	deg																																																																																	
1	5580.00	108.90	-----	-----	93.84	32.80	11.63	29.37	0.00	100	82	AVERAGE																																																																																



<b>Mode</b>	113																																								
	Band Edge - R																																								
	U-NII-2C_5.47-5.725_802.11ac VHT20_CH116_5580MHz																																								
<b>ANT</b>	0																																								
<b>Pol.</b>	Vertical	Fundamental																																							
<b>Peak</b>	<p>Site : 03CH16-HY          Condition: PEAK_BE(U-NII)_B3 3m 91200-1522_240328 VERTICAL          : RBW:1000.000kHz VBW:3000.000kHz SMT:Auto</p> <table border="1"> <thead> <tr> <th>Limit</th> <th>Read</th> <th>Ant</th> <th>Cable</th> <th>Preamp</th> <th>Aux</th> <th>APos</th> <th>TPos</th> <th></th> </tr> <tr> <th>Freq</th> <th>Level</th> <th>Line Margin</th> <th>Level</th> <th>Factor</th> <th>Loss Factor</th> <th>Factor</th> <th></th> <th>Remark</th> </tr> <tr> <th>MHz</th> <th>dBuV/m</th> <th>dBuV/m</th> <th>dB</th> <th>dBuV</th> <th>dB/m</th> <th>dB</th> <th>dB</th> <th>cm</th> <th>deg</th> </tr> </thead> <tbody> <tr> <td>1 5764.45</td> <td>56.61</td> <td>68.20</td> <td>-11.59</td> <td>40.60</td> <td>33.59</td> <td>11.82</td> <td>29.40</td> <td>0.00</td> <td>100</td> <td>82 PEAK</td> </tr> </tbody> </table>	Limit	Read	Ant	Cable	Preamp	Aux	APos	TPos		Freq	Level	Line Margin	Level	Factor	Loss Factor	Factor		Remark	MHz	dBuV/m	dBuV/m	dB	dBuV	dB/m	dB	dB	cm	deg	1 5764.45	56.61	68.20	-11.59	40.60	33.59	11.82	29.40	0.00	100	82 PEAK	Blank
Limit	Read	Ant	Cable	Preamp	Aux	APos	TPos																																		
Freq	Level	Line Margin	Level	Factor	Loss Factor	Factor		Remark																																	
MHz	dBuV/m	dBuV/m	dB	dBuV	dB/m	dB	dB	cm	deg																																
1 5764.45	56.61	68.20	-11.59	40.60	33.59	11.82	29.40	0.00	100	82 PEAK																															



Mode	113																																																																															
	Harmonic																																																																															
	U-NII-2C_5.47-5.725_802.11ac VHT20_CH116_5580MHz																																																																															
ANT	0																																																																															
Pol.	Horizontal	Vertical																																																																														
Peak Avg	<p>Site : 03CH16-HY Condition: PEAK(UNII) 3m 91200-1522_240328 HORIZONTAL</p> <table border="1"> <thead> <tr> <th>Peak</th> <th>Freq (MHz)</th> <th>Level (dBuV/m)</th> <th>Limit (dBuV/m)</th> <th>Line Margin (dB)</th> <th>Read Level (dBuV)</th> <th>Ant Factor (dB/m)</th> <th>Cable Loss (dB)</th> <th>Preamp Factor (dB)</th> <th>Aux Factor (dB)</th> <th>APos (cm)</th> <th>TPos (deg)</th> <th>Remark</th> </tr> </thead> <tbody> <tr> <td>1</td> <td>11160.00</td> <td>47.29</td> <td>74.00</td> <td>-26.71</td> <td>57.20</td> <td>38.70</td> <td>16.44</td> <td>65.68</td> <td>0.63</td> <td>--</td> <td>--</td> <td>PEAK</td> </tr> <tr> <td>2</td> <td>16740.00</td> <td>47.20</td> <td>68.20</td> <td>-21.00</td> <td>54.29</td> <td>38.24</td> <td>20.44</td> <td>66.41</td> <td>0.64</td> <td>--</td> <td>--</td> <td>PEAK</td> </tr> </tbody> </table>	Peak	Freq (MHz)	Level (dBuV/m)	Limit (dBuV/m)	Line Margin (dB)	Read Level (dBuV)	Ant Factor (dB/m)	Cable Loss (dB)	Preamp Factor (dB)	Aux Factor (dB)	APos (cm)	TPos (deg)	Remark	1	11160.00	47.29	74.00	-26.71	57.20	38.70	16.44	65.68	0.63	--	--	PEAK	2	16740.00	47.20	68.20	-21.00	54.29	38.24	20.44	66.41	0.64	--	--	PEAK	<p>Site : 03CH16-HY Condition: PEAK(UNII) 3m 91200-1522_240328 VERTICAL</p> <table border="1"> <thead> <tr> <th>Peak</th> <th>Freq (MHz)</th> <th>Level (dBuV/m)</th> <th>Limit (dBuV/m)</th> <th>Line Margin (dB)</th> <th>Read Level (dBuV)</th> <th>Ant Factor (dB/m)</th> <th>Cable Loss (dB)</th> <th>Preamp Factor (dB)</th> <th>Aux Factor (dB)</th> <th>APos (cm)</th> <th>TPos (deg)</th> <th>Remark</th> </tr> </thead> <tbody> <tr> <td>1</td> <td>11160.00</td> <td>47.35</td> <td>74.00</td> <td>-26.65</td> <td>57.26</td> <td>38.70</td> <td>16.44</td> <td>65.68</td> <td>0.63</td> <td>--</td> <td>--</td> <td>PEAK</td> </tr> <tr> <td>2</td> <td>16740.00</td> <td>47.50</td> <td>68.20</td> <td>-20.70</td> <td>54.59</td> <td>38.24</td> <td>20.44</td> <td>66.41</td> <td>0.64</td> <td>--</td> <td>--</td> <td>PEAK</td> </tr> </tbody> </table>	Peak	Freq (MHz)	Level (dBuV/m)	Limit (dBuV/m)	Line Margin (dB)	Read Level (dBuV)	Ant Factor (dB/m)	Cable Loss (dB)	Preamp Factor (dB)	Aux Factor (dB)	APos (cm)	TPos (deg)	Remark	1	11160.00	47.35	74.00	-26.65	57.26	38.70	16.44	65.68	0.63	--	--	PEAK	2	16740.00	47.50	68.20	-20.70	54.59	38.24	20.44	66.41	0.64	--	--	PEAK
	Peak	Freq (MHz)	Level (dBuV/m)	Limit (dBuV/m)	Line Margin (dB)	Read Level (dBuV)	Ant Factor (dB/m)	Cable Loss (dB)	Preamp Factor (dB)	Aux Factor (dB)	APos (cm)	TPos (deg)	Remark																																																																			
1	11160.00	47.29	74.00	-26.71	57.20	38.70	16.44	65.68	0.63	--	--	PEAK																																																																				
2	16740.00	47.20	68.20	-21.00	54.29	38.24	20.44	66.41	0.64	--	--	PEAK																																																																				
Peak	Freq (MHz)	Level (dBuV/m)	Limit (dBuV/m)	Line Margin (dB)	Read Level (dBuV)	Ant Factor (dB/m)	Cable Loss (dB)	Preamp Factor (dB)	Aux Factor (dB)	APos (cm)	TPos (deg)	Remark																																																																				
1	11160.00	47.35	74.00	-26.65	57.26	38.70	16.44	65.68	0.63	--	--	PEAK																																																																				
2	16740.00	47.50	68.20	-20.70	54.59	38.24	20.44	66.41	0.64	--	--	PEAK																																																																				



	113	
<b>Mode</b>	<b>Harmonic</b>	
	<b>U-NII-2C_5.47-5.725_802.11ac_VHT20_CH116_5580MHz</b>	
<b>ANT</b>	<b>0</b>	
<b>Pol.</b>	<b>Horizontal</b>	<b>Vertical</b>
<b>14.47G</b> <b>~14.5G</b> <b>Avg</b>	<p>Site : 03CH16-HY Condition: AVG_54 3m 91280-1522_240328 HORIZONTAL</p>	<p>Site : 03CH16-HY Condition: AVG_54 3m 91280-1522_240328 VERTICAL</p>
<b>17.7G</b> <b>~18G</b> <b>Avg</b>	<p>Site : 03CH16-HY Condition: AVG_54 3m 91280-1522_240328 HORIZONTAL</p>	<p>Site : 03CH16-HY Condition: AVG_54 3m 91280-1522_240328 VERTICAL</p>



	<b>114</b>																																																																															
<b>Mode</b>	<b>Band Edge</b>																																																																															
	<b>U-NII-2C_5.47-5.725_802.11ac VHT20_CH140_5700MHz</b>																																																																															
<b>ANT</b>	<b>0</b>																																																																															
<b>Pol.</b>	<b>Horizontal</b>	<b>Fundamental</b>																																																																														
<b>Peak</b>	<p>Site : 03CH16-HY Condition: PEAK_BE(UNII)_B3 3m 91200-1522_240328 HORIZONTAL : RBW:1000.000kHz VBW:3000.000kHz SWT:Auto</p> <table border="1"> <thead> <tr> <th>Limit</th> <th>Read</th> <th>Ant</th> <th>Cable</th> <th>Preamp</th> <th>Aux</th> <th>APos</th> <th>TPos</th> <th>Remark</th> </tr> <tr> <th>Freq</th> <th>Level</th> <th>Line Margin</th> <th>Level</th> <th>Factor</th> <th>Loss Factor</th> <th>Factor</th> <th></th> <th></th> </tr> <tr> <th>MHz</th> <th>dBuV/m</th> <th>dBuV/m</th> <th>dB</th> <th>dBuV</th> <th>dB/m</th> <th>dB</th> <th>dB</th> <th>cm</th> </tr> </thead> <tbody> <tr> <td>1 5725.35</td> <td>63.09</td> <td>68.20</td> <td>-5.11</td> <td>47.26</td> <td>33.45</td> <td>11.78</td> <td>29.40</td> <td>0.00</td> <td>300</td> <td>127</td> <td>PEAK</td> </tr> </tbody> </table>	Limit	Read	Ant	Cable	Preamp	Aux	APos	TPos	Remark	Freq	Level	Line Margin	Level	Factor	Loss Factor	Factor			MHz	dBuV/m	dBuV/m	dB	dBuV	dB/m	dB	dB	cm	1 5725.35	63.09	68.20	-5.11	47.26	33.45	11.78	29.40	0.00	300	127	PEAK	<p>Site : 03CH16-HY Condition: PEAK(UNII) 3m 91200-1522_240328 HORIZONTAL : RBW:1000.000kHz VBW:3000.000kHz SWT:Auto</p> <table border="1"> <thead> <tr> <th>Limit</th> <th>Read</th> <th>Ant</th> <th>Cable</th> <th>Preamp</th> <th>Aux</th> <th>APos</th> <th>TPos</th> <th>Remark</th> </tr> <tr> <th>Freq</th> <th>Level</th> <th>Line Margin</th> <th>Level</th> <th>Factor</th> <th>Loss Factor</th> <th>Factor</th> <th></th> <th></th> </tr> <tr> <th>MHz</th> <th>dBuV/m</th> <th>dBuV/m</th> <th>dB</th> <th>dBuV</th> <th>dB/m</th> <th>dB</th> <th>dB</th> <th>cm</th> </tr> </thead> <tbody> <tr> <td>1 5700.00</td> <td>116.91</td> <td>-----</td> <td>-----</td> <td>101.17</td> <td>33.38</td> <td>11.75</td> <td>29.39</td> <td>0.00</td> <td>300</td> <td>127</td> <td>PEAK</td> </tr> </tbody> </table>	Limit	Read	Ant	Cable	Preamp	Aux	APos	TPos	Remark	Freq	Level	Line Margin	Level	Factor	Loss Factor	Factor			MHz	dBuV/m	dBuV/m	dB	dBuV	dB/m	dB	dB	cm	1 5700.00	116.91	-----	-----	101.17	33.38	11.75	29.39	0.00	300	127	PEAK
Limit	Read	Ant	Cable	Preamp	Aux	APos	TPos	Remark																																																																								
Freq	Level	Line Margin	Level	Factor	Loss Factor	Factor																																																																										
MHz	dBuV/m	dBuV/m	dB	dBuV	dB/m	dB	dB	cm																																																																								
1 5725.35	63.09	68.20	-5.11	47.26	33.45	11.78	29.40	0.00	300	127	PEAK																																																																					
Limit	Read	Ant	Cable	Preamp	Aux	APos	TPos	Remark																																																																								
Freq	Level	Line Margin	Level	Factor	Loss Factor	Factor																																																																										
MHz	dBuV/m	dBuV/m	dB	dBuV	dB/m	dB	dB	cm																																																																								
1 5700.00	116.91	-----	-----	101.17	33.38	11.75	29.39	0.00	300	127	PEAK																																																																					
<b>Avg</b>	<b>Blank</b>	<p>Site : 03CH16-HY Condition: AVG_54 3m 91200-1522_240328 HORIZONTAL : RBW:1000.000kHz VBW:3000.000kHz SWT:Auto</p> <table border="1"> <thead> <tr> <th>Limit</th> <th>Read</th> <th>Ant</th> <th>Cable</th> <th>Preamp</th> <th>Aux</th> <th>APos</th> <th>TPos</th> <th>Remark</th> </tr> <tr> <th>Freq</th> <th>Level</th> <th>Line Margin</th> <th>Level</th> <th>Factor</th> <th>Loss Factor</th> <th>Factor</th> <th></th> <th></th> </tr> <tr> <th>MHz</th> <th>dBuV/m</th> <th>dBuV/m</th> <th>dB</th> <th>dBuV</th> <th>dB/m</th> <th>dB</th> <th>dB</th> <th>cm</th> </tr> </thead> <tbody> <tr> <td>1 5700.00</td> <td>109.57</td> <td>-----</td> <td>-----</td> <td>93.79</td> <td>33.41</td> <td>11.76</td> <td>29.39</td> <td>0.00</td> <td>300</td> <td>127</td> <td>AVERAGE</td> </tr> </tbody> </table>	Limit	Read	Ant	Cable	Preamp	Aux	APos	TPos	Remark	Freq	Level	Line Margin	Level	Factor	Loss Factor	Factor			MHz	dBuV/m	dBuV/m	dB	dBuV	dB/m	dB	dB	cm	1 5700.00	109.57	-----	-----	93.79	33.41	11.76	29.39	0.00	300	127	AVERAGE																																							
Limit	Read	Ant	Cable	Preamp	Aux	APos	TPos	Remark																																																																								
Freq	Level	Line Margin	Level	Factor	Loss Factor	Factor																																																																										
MHz	dBuV/m	dBuV/m	dB	dBuV	dB/m	dB	dB	cm																																																																								
1 5700.00	109.57	-----	-----	93.79	33.41	11.76	29.39	0.00	300	127	AVERAGE																																																																					



	<b>114</b>																																																																																	
<b>Mode</b>	<b>Band Edge</b>																																																																																	
	<b>U-NII-2C_5.47-5.725_802.11ac VHT20_CH140_5700MHz</b>																																																																																	
<b>ANT</b>	<b>0</b>																																																																																	
<b>Pol.</b>	<b>Vertical</b>	<b>Fundamental</b>																																																																																
<b>Peak</b>	<p>Site : 03CH16-HY Condition: PEAK_BE(UNII)_B3 3m 91200-1522_240328 VERTICAL : RBW:1000.000kHz VBW:3000.000kHz SWT:Auto</p> <table border="1"> <thead> <tr> <th>Limit</th> <th>Read</th> <th>Ant</th> <th>Cable</th> <th>Preamp</th> <th>Aux</th> <th>APos</th> <th>TPos</th> <th>Remark</th> </tr> <tr> <th>Freq</th> <th>Level</th> <th>Line Margin</th> <th>Level</th> <th>Factor</th> <th>Loss Factor</th> <th>Factor</th> <th></th> <th></th> </tr> <tr> <th>MHz</th> <th>dBuV/m</th> <th>dBuV/m</th> <th>dB</th> <th>dBuV</th> <th>dB/m</th> <th>dB</th> <th>dB</th> <th>cm</th> <th>deg</th> </tr> </thead> <tbody> <tr> <td>1 5725.22</td> <td>66.09</td> <td>68.20</td> <td>-2.11</td> <td>50.26</td> <td>33.45</td> <td>11.78</td> <td>29.40</td> <td>0.00</td> <td>100</td> <td>78</td> <td>PEAK</td> </tr> </tbody> </table>	Limit	Read	Ant	Cable	Preamp	Aux	APos	TPos	Remark	Freq	Level	Line Margin	Level	Factor	Loss Factor	Factor			MHz	dBuV/m	dBuV/m	dB	dBuV	dB/m	dB	dB	cm	deg	1 5725.22	66.09	68.20	-2.11	50.26	33.45	11.78	29.40	0.00	100	78	PEAK	<p>Site : 03CH16-HY Condition: PEAK(UNII) 3m 91200-1522_240328 VERTICAL : RBW:1000.000kHz VBW:3000.000kHz SWT:Auto</p> <table border="1"> <thead> <tr> <th>Limit</th> <th>Read</th> <th>Ant</th> <th>Cable</th> <th>Preamp</th> <th>Aux</th> <th>APos</th> <th>TPos</th> <th>Remark</th> </tr> <tr> <th>Freq</th> <th>Level</th> <th>Line Margin</th> <th>Level</th> <th>Factor</th> <th>Loss Factor</th> <th>Factor</th> <th></th> <th></th> </tr> <tr> <th>MHz</th> <th>dBuV/m</th> <th>dBuV/m</th> <th>dB</th> <th>dBuV</th> <th>dB/m</th> <th>dB</th> <th>dB</th> <th>cm</th> <th>deg</th> </tr> </thead> <tbody> <tr> <td>1 5700.00</td> <td>118.08</td> <td>-----</td> <td>-----</td> <td>102.34</td> <td>33.38</td> <td>11.75</td> <td>29.39</td> <td>0.00</td> <td>100</td> <td>78</td> <td>PEAK</td> </tr> </tbody> </table>	Limit	Read	Ant	Cable	Preamp	Aux	APos	TPos	Remark	Freq	Level	Line Margin	Level	Factor	Loss Factor	Factor			MHz	dBuV/m	dBuV/m	dB	dBuV	dB/m	dB	dB	cm	deg	1 5700.00	118.08	-----	-----	102.34	33.38	11.75	29.39	0.00	100	78	PEAK
Limit	Read	Ant	Cable	Preamp	Aux	APos	TPos	Remark																																																																										
Freq	Level	Line Margin	Level	Factor	Loss Factor	Factor																																																																												
MHz	dBuV/m	dBuV/m	dB	dBuV	dB/m	dB	dB	cm	deg																																																																									
1 5725.22	66.09	68.20	-2.11	50.26	33.45	11.78	29.40	0.00	100	78	PEAK																																																																							
Limit	Read	Ant	Cable	Preamp	Aux	APos	TPos	Remark																																																																										
Freq	Level	Line Margin	Level	Factor	Loss Factor	Factor																																																																												
MHz	dBuV/m	dBuV/m	dB	dBuV	dB/m	dB	dB	cm	deg																																																																									
1 5700.00	118.08	-----	-----	102.34	33.38	11.75	29.39	0.00	100	78	PEAK																																																																							
<b>Avg</b>	<b>Blank</b>	<p>Site : 03CH16-HY Condition: AVG_54 3m 91200-1522_240328 VERTICAL : RBW:1000.000kHz VBW:3000.000kHz SWT:Auto</p> <table border="1"> <thead> <tr> <th>Limit</th> <th>Read</th> <th>Ant</th> <th>Cable</th> <th>Preamp</th> <th>Aux</th> <th>APos</th> <th>TPos</th> <th>Remark</th> </tr> <tr> <th>Freq</th> <th>Level</th> <th>Line Margin</th> <th>Level</th> <th>Factor</th> <th>Loss Factor</th> <th>Factor</th> <th></th> <th></th> </tr> <tr> <th>MHz</th> <th>dBuV/m</th> <th>dBuV/m</th> <th>dB</th> <th>dBuV</th> <th>dB/m</th> <th>dB</th> <th>dB</th> <th>cm</th> <th>deg</th> </tr> </thead> <tbody> <tr> <td>1 5700.00</td> <td>110.84</td> <td>-----</td> <td>-----</td> <td>95.06</td> <td>33.41</td> <td>11.76</td> <td>29.39</td> <td>0.00</td> <td>100</td> <td>78</td> <td>AVERAGE</td> </tr> </tbody> </table>	Limit	Read	Ant	Cable	Preamp	Aux	APos	TPos	Remark	Freq	Level	Line Margin	Level	Factor	Loss Factor	Factor			MHz	dBuV/m	dBuV/m	dB	dBuV	dB/m	dB	dB	cm	deg	1 5700.00	110.84	-----	-----	95.06	33.41	11.76	29.39	0.00	100	78	AVERAGE																																								
Limit	Read	Ant	Cable	Preamp	Aux	APos	TPos	Remark																																																																										
Freq	Level	Line Margin	Level	Factor	Loss Factor	Factor																																																																												
MHz	dBuV/m	dBuV/m	dB	dBuV	dB/m	dB	dB	cm	deg																																																																									
1 5700.00	110.84	-----	-----	95.06	33.41	11.76	29.39	0.00	100	78	AVERAGE																																																																							



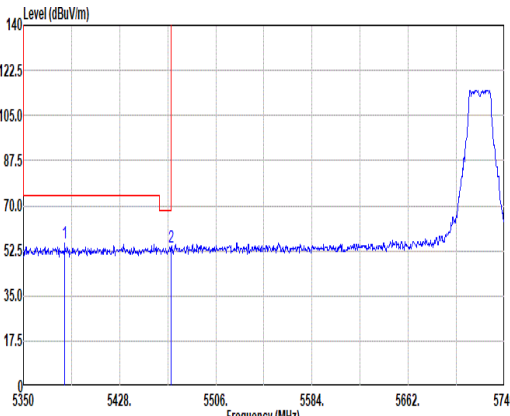
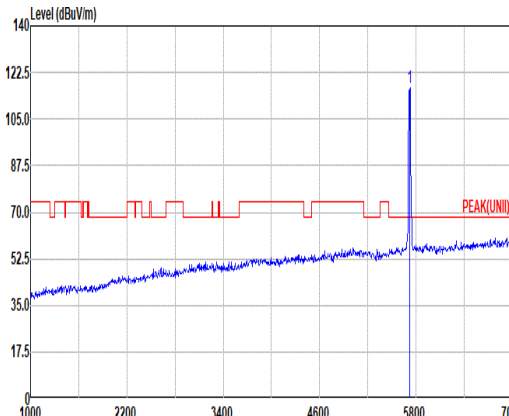
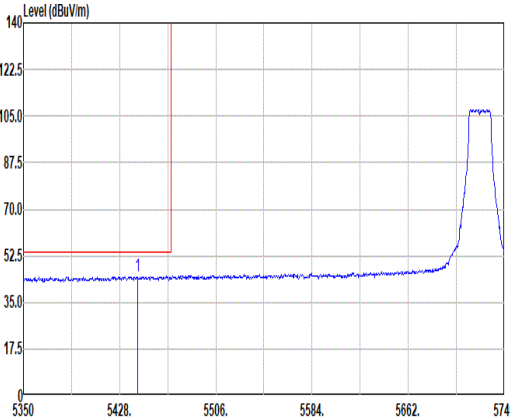
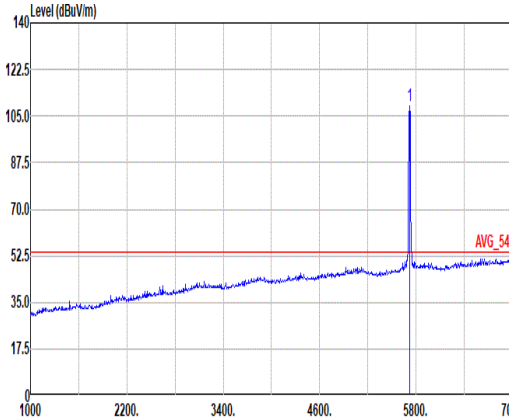


Mode	114																																																																																															
	Harmonic																																																																																															
	U-NII-2C_5.47-5.725_802.11ac VHT20_CH140_5700MHz																																																																																															
ANT	0																																																																																															
Pol.	Horizontal	Vertical																																																																																														
Peak Avg	<p>Site : 03CH16-HY Condition: PEAK(UNII) 3m 91200-1522_240328 HORIZONTAL</p> <table border="1"> <thead> <tr> <th>Limit</th> <th>Read</th> <th>Ant</th> <th>Cable</th> <th>Preamp</th> <th>Aux</th> <th>APos</th> <th>TPos</th> <th>Remark</th> </tr> <tr> <th>Freq</th> <th>Level</th> <th>Line</th> <th>Margin</th> <th>Level</th> <th>Factor</th> <th>Loss</th> <th>Factor</th> <th>Factor</th> </tr> <tr> <th>MHz</th> <th>dBuV/m</th> <th>dBuV/m</th> <th>dB</th> <th>dBuV</th> <th>dB/m</th> <th>dB</th> <th>dB</th> <th>dB</th> </tr> </thead> <tbody> <tr> <td>1 11400.00</td> <td>47.64</td> <td>74.00</td> <td>-26.36</td> <td>57.13</td> <td>39.00</td> <td>16.65</td> <td>65.74</td> <td>0.60</td> <td>-- -- PEAK</td> </tr> <tr> <td>2 17100.00</td> <td>48.42</td> <td>68.20</td> <td>-19.78</td> <td>54.50</td> <td>38.20</td> <td>20.84</td> <td>65.75</td> <td>0.63</td> <td>-- -- PEAK</td> </tr> </tbody> </table>	Limit	Read	Ant	Cable	Preamp	Aux	APos	TPos	Remark	Freq	Level	Line	Margin	Level	Factor	Loss	Factor	Factor	MHz	dBuV/m	dBuV/m	dB	dBuV	dB/m	dB	dB	dB	1 11400.00	47.64	74.00	-26.36	57.13	39.00	16.65	65.74	0.60	-- -- PEAK	2 17100.00	48.42	68.20	-19.78	54.50	38.20	20.84	65.75	0.63	-- -- PEAK	<p>Site : 03CH16-HY Condition: PEAK(UNII) 3m 91200-1522_240328 VERTICAL</p> <table border="1"> <thead> <tr> <th>Limit</th> <th>Read</th> <th>Ant</th> <th>Cable</th> <th>Preamp</th> <th>Aux</th> <th>APos</th> <th>TPos</th> <th>Remark</th> </tr> <tr> <th>Freq</th> <th>Level</th> <th>Line</th> <th>Margin</th> <th>Level</th> <th>Factor</th> <th>Loss</th> <th>Factor</th> <th>Factor</th> </tr> <tr> <th>MHz</th> <th>dBuV/m</th> <th>dBuV/m</th> <th>dB</th> <th>dBuV</th> <th>dB/m</th> <th>dB</th> <th>dB</th> <th>dB</th> </tr> </thead> <tbody> <tr> <td>1 11400.00</td> <td>47.47</td> <td>74.00</td> <td>-26.53</td> <td>56.96</td> <td>39.00</td> <td>16.65</td> <td>65.74</td> <td>0.60</td> <td>-- -- PEAK</td> </tr> <tr> <td>2 17100.00</td> <td>48.44</td> <td>68.20</td> <td>-19.76</td> <td>54.52</td> <td>38.20</td> <td>20.84</td> <td>65.75</td> <td>0.63</td> <td>-- -- PEAK</td> </tr> </tbody> </table>	Limit	Read	Ant	Cable	Preamp	Aux	APos	TPos	Remark	Freq	Level	Line	Margin	Level	Factor	Loss	Factor	Factor	MHz	dBuV/m	dBuV/m	dB	dBuV	dB/m	dB	dB	dB	1 11400.00	47.47	74.00	-26.53	56.96	39.00	16.65	65.74	0.60	-- -- PEAK	2 17100.00	48.44	68.20	-19.76	54.52	38.20	20.84	65.75	0.63	-- -- PEAK
	Limit	Read	Ant	Cable	Preamp	Aux	APos	TPos	Remark																																																																																							
Freq	Level	Line	Margin	Level	Factor	Loss	Factor	Factor																																																																																								
MHz	dBuV/m	dBuV/m	dB	dBuV	dB/m	dB	dB	dB																																																																																								
1 11400.00	47.64	74.00	-26.36	57.13	39.00	16.65	65.74	0.60	-- -- PEAK																																																																																							
2 17100.00	48.42	68.20	-19.78	54.50	38.20	20.84	65.75	0.63	-- -- PEAK																																																																																							
Limit	Read	Ant	Cable	Preamp	Aux	APos	TPos	Remark																																																																																								
Freq	Level	Line	Margin	Level	Factor	Loss	Factor	Factor																																																																																								
MHz	dBuV/m	dBuV/m	dB	dBuV	dB/m	dB	dB	dB																																																																																								
1 11400.00	47.47	74.00	-26.53	56.96	39.00	16.65	65.74	0.60	-- -- PEAK																																																																																							
2 17100.00	48.44	68.20	-19.76	54.52	38.20	20.84	65.75	0.63	-- -- PEAK																																																																																							



	<b>114</b>	
<b>Mode</b>	<b>Harmonic</b>	
	<b>U-NII-2C_5.47-5.725_802.11ac_VHT20_CH140_5700MHZ</b>	
<b>ANT</b>	<b>0</b>	
<b>Pol.</b>	<b>Horizontal</b>	<b>Vertical</b>
<b>14.47G</b> <b>~14.5G</b> <b>Avg</b>	<p>Site : 03CH16-HY Condition: AVG_54 3m 91280-1522_240328 HORIZONTAL</p>	<p>Site : 03CH16-HY Condition: AVG_54 3m 91280-1522_240328 VERTICAL</p>
	<p>Site : 03CH16-HY Condition: AVG_54 3m 91280-1522_240328 HORIZONTAL</p>	<p>Site : 03CH16-HY Condition: AVG_54 3m 91280-1522_240328 VERTICAL</p>



		<b>115</b>																																																																																																					
<b>Mode</b>	<b>Band Edge - L</b>																																																																																																						
	<b>U-NII-2C_5.47-5.725_802.11ac VHT20_CH144_5720MHz</b>																																																																																																						
<b>ANT</b>	<b>0</b>																																																																																																						
<b>Pol.</b>	<b>Horizontal</b>	<b>Fundamental</b>																																																																																																					
<b>Peak</b>	 <p>Site : 03CH16-HY Condition: STRADDLES U-NII-182A 3m 91200-1522_240328 HORIZONTAL : RBW:1000.000kHz VBW:3000.000kHz SWT:Auto</p> <table border="1"> <thead> <tr> <th></th> <th>Limit</th> <th>Read</th> <th>Ant</th> <th>Cable</th> <th>Preamp</th> <th>Aux</th> <th>APos</th> <th>TPos</th> <th>Remark</th> </tr> <tr> <th>Freq</th> <th>Level</th> <th>Line Margin</th> <th>Level</th> <th>Factor</th> <th>Loss</th> <th>Factor</th> <th>Factor</th> <th></th> <th></th> </tr> <tr> <th>MHz</th> <th>dBuV/m</th> <th>dBuV/m</th> <th>dB</th> <th>dB</th> <th>dB/m</th> <th>dB</th> <th>dB</th> <th>dB</th> <th>cm</th> <th>deg</th> </tr> </thead> <tbody> <tr> <td>1</td> <td>5383.54</td> <td>55.26</td> <td>74.00</td> <td>-18.74</td> <td>40.43</td> <td>32.80</td> <td>11.39</td> <td>29.36</td> <td>0.00</td> <td>305</td> <td>126</td> <td>PEAK</td> </tr> <tr> <td>2</td> <td>5469.73</td> <td>54.02</td> <td>68.20</td> <td>-14.18</td> <td>39.08</td> <td>32.80</td> <td>11.49</td> <td>29.35</td> <td>0.00</td> <td>305</td> <td>126</td> <td>PEAK</td> </tr> </tbody> </table>		Limit	Read	Ant	Cable	Preamp	Aux	APos	TPos	Remark	Freq	Level	Line Margin	Level	Factor	Loss	Factor	Factor			MHz	dBuV/m	dBuV/m	dB	dB	dB/m	dB	dB	dB	cm	deg	1	5383.54	55.26	74.00	-18.74	40.43	32.80	11.39	29.36	0.00	305	126	PEAK	2	5469.73	54.02	68.20	-14.18	39.08	32.80	11.49	29.35	0.00	305	126	PEAK	 <p>Site : 03CH16-HY Condition: PEAK(UNII) 3m 91200-1522_240328 HORIZONTAL : RBW:1000.000kHz VBW:3000.000kHz SWT:Auto</p> <table border="1"> <thead> <tr> <th></th> <th>Limit</th> <th>Read</th> <th>Ant</th> <th>Cable</th> <th>Preamp</th> <th>Aux</th> <th>APos</th> <th>TPos</th> <th>Remark</th> </tr> <tr> <th>Freq</th> <th>Level</th> <th>Line Margin</th> <th>Level</th> <th>Factor</th> <th>Loss</th> <th>Factor</th> <th>Factor</th> <th></th> <th></th> </tr> <tr> <th>MHz</th> <th>dBuV/m</th> <th>dBuV/m</th> <th>dB</th> <th>dB</th> <th>dB/m</th> <th>dB</th> <th>dB</th> <th>dB</th> <th>cm</th> <th>deg</th> </tr> </thead> <tbody> <tr> <td>1</td> <td>5720.00</td> <td>116.65</td> <td>-----</td> <td>-----</td> <td>100.81</td> <td>33.46</td> <td>11.78</td> <td>29.40</td> <td>0.00</td> <td>305</td> <td>126</td> <td>PEAK</td> </tr> </tbody> </table>		Limit	Read	Ant	Cable	Preamp	Aux	APos	TPos	Remark	Freq	Level	Line Margin	Level	Factor	Loss	Factor	Factor			MHz	dBuV/m	dBuV/m	dB	dB	dB/m	dB	dB	dB	cm	deg	1	5720.00	116.65	-----	-----	100.81	33.46	11.78	29.40	0.00	305	126	PEAK
		Limit	Read	Ant	Cable	Preamp	Aux	APos	TPos	Remark																																																																																													
Freq	Level	Line Margin	Level	Factor	Loss	Factor	Factor																																																																																																
MHz	dBuV/m	dBuV/m	dB	dB	dB/m	dB	dB	dB	cm	deg																																																																																													
1	5383.54	55.26	74.00	-18.74	40.43	32.80	11.39	29.36	0.00	305	126	PEAK																																																																																											
2	5469.73	54.02	68.20	-14.18	39.08	32.80	11.49	29.35	0.00	305	126	PEAK																																																																																											
	Limit	Read	Ant	Cable	Preamp	Aux	APos	TPos	Remark																																																																																														
Freq	Level	Line Margin	Level	Factor	Loss	Factor	Factor																																																																																																
MHz	dBuV/m	dBuV/m	dB	dB	dB/m	dB	dB	dB	cm	deg																																																																																													
1	5720.00	116.65	-----	-----	100.81	33.46	11.78	29.40	0.00	305	126	PEAK																																																																																											
<b>Avg</b>	 <p>Site : 03CH16-HY Condition: U-NII-182A AVERAGE 3m 91200-1522_240328 HORIZONTAL : RBW:1000.000kHz VBW:3000.000kHz SWT:Auto</p> <table border="1"> <thead> <tr> <th></th> <th>Limit</th> <th>Read</th> <th>Ant</th> <th>Cable</th> <th>Preamp</th> <th>Aux</th> <th>APos</th> <th>TPos</th> <th>Remark</th> </tr> <tr> <th>Freq</th> <th>Level</th> <th>Line Margin</th> <th>Level</th> <th>Factor</th> <th>Loss</th> <th>Factor</th> <th>Factor</th> <th></th> <th></th> </tr> <tr> <th>MHz</th> <th>dBuV/m</th> <th>dBuV/m</th> <th>dB</th> <th>dB</th> <th>dB/m</th> <th>dB</th> <th>dB</th> <th>dB</th> <th>cm</th> <th>deg</th> </tr> </thead> <tbody> <tr> <td>1</td> <td>5442.82</td> <td>44.73</td> <td>54.00</td> <td>-9.27</td> <td>29.83</td> <td>32.80</td> <td>11.46</td> <td>29.36</td> <td>0.00</td> <td>305</td> <td>126</td> <td>AVERAGE</td> </tr> </tbody> </table>		Limit	Read	Ant	Cable	Preamp	Aux	APos	TPos	Remark	Freq	Level	Line Margin	Level	Factor	Loss	Factor	Factor			MHz	dBuV/m	dBuV/m	dB	dB	dB/m	dB	dB	dB	cm	deg	1	5442.82	44.73	54.00	-9.27	29.83	32.80	11.46	29.36	0.00	305	126	AVERAGE	 <p>Site : 03CH16-HY Condition: AVG_54 3m 91200-1522_240328 HORIZONTAL : RBW:1000.000kHz VBW:3000.000kHz SWT:Auto</p> <table border="1"> <thead> <tr> <th></th> <th>Limit</th> <th>Read</th> <th>Ant</th> <th>Cable</th> <th>Preamp</th> <th>Aux</th> <th>APos</th> <th>TPos</th> <th>Remark</th> </tr> <tr> <th>Freq</th> <th>Level</th> <th>Line Margin</th> <th>Level</th> <th>Factor</th> <th>Loss</th> <th>Factor</th> <th>Factor</th> <th></th> <th></th> </tr> <tr> <th>MHz</th> <th>dBuV/m</th> <th>dBuV/m</th> <th>dB</th> <th>dB</th> <th>dB/m</th> <th>dB</th> <th>dB</th> <th>dB</th> <th>cm</th> <th>deg</th> </tr> </thead> <tbody> <tr> <td>1</td> <td>5720.00</td> <td>108.95</td> <td>-----</td> <td>-----</td> <td>93.12</td> <td>33.44</td> <td>11.78</td> <td>29.39</td> <td>0.00</td> <td>305</td> <td>126</td> <td>AVERAGE</td> </tr> </tbody> </table>		Limit	Read	Ant	Cable	Preamp	Aux	APos	TPos	Remark	Freq	Level	Line Margin	Level	Factor	Loss	Factor	Factor			MHz	dBuV/m	dBuV/m	dB	dB	dB/m	dB	dB	dB	cm	deg	1	5720.00	108.95	-----	-----	93.12	33.44	11.78	29.39	0.00	305	126	AVERAGE													
		Limit	Read	Ant	Cable	Preamp	Aux	APos	TPos	Remark																																																																																													
Freq	Level	Line Margin	Level	Factor	Loss	Factor	Factor																																																																																																
MHz	dBuV/m	dBuV/m	dB	dB	dB/m	dB	dB	dB	cm	deg																																																																																													
1	5442.82	44.73	54.00	-9.27	29.83	32.80	11.46	29.36	0.00	305	126	AVERAGE																																																																																											
	Limit	Read	Ant	Cable	Preamp	Aux	APos	TPos	Remark																																																																																														
Freq	Level	Line Margin	Level	Factor	Loss	Factor	Factor																																																																																																
MHz	dBuV/m	dBuV/m	dB	dB	dB/m	dB	dB	dB	cm	deg																																																																																													
1	5720.00	108.95	-----	-----	93.12	33.44	11.78	29.39	0.00	305	126	AVERAGE																																																																																											



<b>Mode</b>	115																																							
	Band Edge - R																																							
	U-NII-2C_5.47-5.725_802.11ac VHT20_CH144_5720MHz																																							
<b>ANT</b>	0																																							
<b>Pol.</b>	<b>Horizontal</b>	<b>Fundamental</b>																																						
<b>Peak</b>	<p>Site : 03CH16-HY          Condition: STRADDLES U-NII-1&amp;2A 3m 91200-1522_240328 HORIZONTAL          : RBW:1000.000kHz VBW:3000.000kHz SMT:Auto</p> <table border="1"> <thead> <tr> <th>Limit</th> <th>Read</th> <th>Ant</th> <th>Cable</th> <th>Preamp</th> <th>Aux</th> <th>APos</th> <th>TPos</th> </tr> <tr> <th>Freq</th> <th>Level</th> <th>Line Margin</th> <th>Level Factor</th> <th>Loss Factor</th> <th>Loss Factor</th> <th>Factor</th> <th>Remark</th> </tr> <tr> <th>MHz</th> <th>dBuV/m</th> <th>dBuV/m</th> <th>dB</th> <th>dBuV</th> <th>dB/m</th> <th>dB</th> <th>dB</th> <th>cm</th> <th>deg</th> </tr> </thead> <tbody> <tr> <td>1 5891.00</td> <td>57.37</td> <td>68.20</td> <td>-10.83</td> <td>40.00</td> <td>34.06</td> <td>11.94</td> <td>29.43</td> <td>0.00</td> <td>305</td> <td>126</td> <td>PEAK</td> </tr> </tbody> </table>	Limit	Read	Ant	Cable	Preamp	Aux	APos	TPos	Freq	Level	Line Margin	Level Factor	Loss Factor	Loss Factor	Factor	Remark	MHz	dBuV/m	dBuV/m	dB	dBuV	dB/m	dB	dB	cm	deg	1 5891.00	57.37	68.20	-10.83	40.00	34.06	11.94	29.43	0.00	305	126	PEAK	<b>Blank</b>
Limit	Read	Ant	Cable	Preamp	Aux	APos	TPos																																	
Freq	Level	Line Margin	Level Factor	Loss Factor	Loss Factor	Factor	Remark																																	
MHz	dBuV/m	dBuV/m	dB	dBuV	dB/m	dB	dB	cm	deg																															
1 5891.00	57.37	68.20	-10.83	40.00	34.06	11.94	29.43	0.00	305	126	PEAK																													



		<b>115</b>																																																																																											
<b>Mode</b>		<b>Band Edge - L</b>																																																																																											
		<b>U-NII-2C_5.47-5.725_802.11ac VHT20_CH144_5720MHz</b>																																																																																											
<b>ANT</b>		<b>0</b>																																																																																											
<b>Pol.</b>	<b>Vertical</b>	<b>Fundamental</b>																																																																																											
<b>Peak</b>	<p>Site : 03CH16-HY Condition: STRADDLES U-NII-182A 3m 91200-1522_240328 VERTICAL : RBW:1000.000kHz VBW:3000.000kHz SWT:Auto</p> <table border="1"> <thead> <tr> <th>Peak</th> <th>Freq</th> <th>Level</th> <th>Limit</th> <th>Line Margin</th> <th>Read Level</th> <th>Ant Factor</th> <th>Cable Loss</th> <th>Preamp</th> <th>Aux</th> <th>APos</th> <th>TPos</th> <th>Remark</th> </tr> <tr> <th></th> <th>MHz</th> <th>dBuV/m</th> <th>dBuV/m</th> <th>dB</th> <th>dBuV</th> <th>dB/m</th> <th>dB</th> <th>dB</th> <th>dB</th> <th>cm</th> <th>deg</th> <th></th> </tr> </thead> <tbody> <tr> <td>1</td> <td>5352.73</td> <td>54.85</td> <td>74.00</td> <td>-19.15</td> <td>40.05</td> <td>32.80</td> <td>11.37</td> <td>29.37</td> <td>0.00</td> <td>101</td> <td>79</td> <td>PEAK</td> </tr> <tr> <td>2</td> <td>5463.49</td> <td>53.83</td> <td>68.20</td> <td>-14.37</td> <td>38.89</td> <td>32.80</td> <td>11.49</td> <td>29.35</td> <td>0.00</td> <td>101</td> <td>79</td> <td>PEAK</td> </tr> </tbody> </table>	Peak	Freq	Level	Limit	Line Margin	Read Level	Ant Factor	Cable Loss	Preamp	Aux	APos	TPos	Remark		MHz	dBuV/m	dBuV/m	dB	dBuV	dB/m	dB	dB	dB	cm	deg		1	5352.73	54.85	74.00	-19.15	40.05	32.80	11.37	29.37	0.00	101	79	PEAK	2	5463.49	53.83	68.20	-14.37	38.89	32.80	11.49	29.35	0.00	101	79	PEAK	<p>Site : 03CH16-HY Condition: PEAK(UNII) 3m 91200-1522_240328 VERTICAL : RBW:1000.000kHz VBW:3000.000kHz SWT:Auto</p> <table border="1"> <thead> <tr> <th>Peak</th> <th>Freq</th> <th>Level</th> <th>Limit</th> <th>Line Margin</th> <th>Read Level</th> <th>Ant Factor</th> <th>Cable Loss</th> <th>Preamp</th> <th>Aux</th> <th>APos</th> <th>TPos</th> <th>Remark</th> </tr> <tr> <th></th> <th>MHz</th> <th>dBuV/m</th> <th>dBuV/m</th> <th>dB</th> <th>dBuV</th> <th>dB/m</th> <th>dB</th> <th>dB</th> <th>dB</th> <th>cm</th> <th>deg</th> <th></th> </tr> </thead> <tbody> <tr> <td>1</td> <td>5720.00</td> <td>118.88</td> <td>-----</td> <td>-----</td> <td>103.08</td> <td>33.42</td> <td>11.77</td> <td>29.39</td> <td>0.00</td> <td>101</td> <td>79</td> <td>PEAK</td> </tr> </tbody> </table>	Peak	Freq	Level	Limit	Line Margin	Read Level	Ant Factor	Cable Loss	Preamp	Aux	APos	TPos	Remark		MHz	dBuV/m	dBuV/m	dB	dBuV	dB/m	dB	dB	dB	cm	deg		1	5720.00	118.88	-----	-----	103.08	33.42	11.77	29.39	0.00	101	79	PEAK
	Peak	Freq	Level	Limit	Line Margin	Read Level	Ant Factor	Cable Loss	Preamp	Aux	APos	TPos	Remark																																																																																
	MHz	dBuV/m	dBuV/m	dB	dBuV	dB/m	dB	dB	dB	cm	deg																																																																																		
1	5352.73	54.85	74.00	-19.15	40.05	32.80	11.37	29.37	0.00	101	79	PEAK																																																																																	
2	5463.49	53.83	68.20	-14.37	38.89	32.80	11.49	29.35	0.00	101	79	PEAK																																																																																	
Peak	Freq	Level	Limit	Line Margin	Read Level	Ant Factor	Cable Loss	Preamp	Aux	APos	TPos	Remark																																																																																	
	MHz	dBuV/m	dBuV/m	dB	dBuV	dB/m	dB	dB	dB	cm	deg																																																																																		
1	5720.00	118.88	-----	-----	103.08	33.42	11.77	29.39	0.00	101	79	PEAK																																																																																	
<b>Avg</b>	<p>Site : 03CH16-HY Condition: U-NII-182A AVERAGE 3m 91200-1522_240328 VERTICAL : RBW:1000.000kHz VBW:3000.000kHz SWT:Auto</p> <table border="1"> <thead> <tr> <th>Peak</th> <th>Freq</th> <th>Level</th> <th>Limit</th> <th>Line Margin</th> <th>Read Level</th> <th>Ant Factor</th> <th>Cable Loss</th> <th>Preamp</th> <th>Aux</th> <th>APos</th> <th>TPos</th> <th>Remark</th> </tr> <tr> <th></th> <th>MHz</th> <th>dBuV/m</th> <th>dBuV/m</th> <th>dB</th> <th>dBuV</th> <th>dB/m</th> <th>dB</th> <th>dB</th> <th>dB</th> <th>cm</th> <th>deg</th> <th></th> </tr> </thead> <tbody> <tr> <td>1</td> <td>5436.19</td> <td>44.81</td> <td>54.00</td> <td>-9.19</td> <td>29.92</td> <td>32.80</td> <td>11.45</td> <td>29.36</td> <td>0.00</td> <td>101</td> <td>79</td> <td>AVERAGE</td> </tr> </tbody> </table>	Peak	Freq	Level	Limit	Line Margin	Read Level	Ant Factor	Cable Loss	Preamp	Aux	APos	TPos	Remark		MHz	dBuV/m	dBuV/m	dB	dBuV	dB/m	dB	dB	dB	cm	deg		1	5436.19	44.81	54.00	-9.19	29.92	32.80	11.45	29.36	0.00	101	79	AVERAGE	<p>Site : 03CH16-HY Condition: AVG_54 3m 91200-1522_240328 VERTICAL : RBW:1000.000kHz VBW:3000.000kHz SWT:Auto</p> <table border="1"> <thead> <tr> <th>Peak</th> <th>Freq</th> <th>Level</th> <th>Limit</th> <th>Line Margin</th> <th>Read Level</th> <th>Ant Factor</th> <th>Cable Loss</th> <th>Preamp</th> <th>Aux</th> <th>APos</th> <th>TPos</th> <th>Remark</th> </tr> <tr> <th></th> <th>MHz</th> <th>dBuV/m</th> <th>dBuV/m</th> <th>dB</th> <th>dBuV</th> <th>dB/m</th> <th>dB</th> <th>dB</th> <th>dB</th> <th>cm</th> <th>deg</th> <th></th> </tr> </thead> <tbody> <tr> <td>1</td> <td>5720.00</td> <td>111.85</td> <td>-----</td> <td>-----</td> <td>96.04</td> <td>33.43</td> <td>11.77</td> <td>29.39</td> <td>0.00</td> <td>101</td> <td>79</td> <td>AVERAGE</td> </tr> </tbody> </table>	Peak	Freq	Level	Limit	Line Margin	Read Level	Ant Factor	Cable Loss	Preamp	Aux	APos	TPos	Remark		MHz	dBuV/m	dBuV/m	dB	dBuV	dB/m	dB	dB	dB	cm	deg		1	5720.00	111.85	-----	-----	96.04	33.43	11.77	29.39	0.00	101	79	AVERAGE													
	Peak	Freq	Level	Limit	Line Margin	Read Level	Ant Factor	Cable Loss	Preamp	Aux	APos	TPos	Remark																																																																																
	MHz	dBuV/m	dBuV/m	dB	dBuV	dB/m	dB	dB	dB	cm	deg																																																																																		
1	5436.19	44.81	54.00	-9.19	29.92	32.80	11.45	29.36	0.00	101	79	AVERAGE																																																																																	
Peak	Freq	Level	Limit	Line Margin	Read Level	Ant Factor	Cable Loss	Preamp	Aux	APos	TPos	Remark																																																																																	
	MHz	dBuV/m	dBuV/m	dB	dBuV	dB/m	dB	dB	dB	cm	deg																																																																																		
1	5720.00	111.85	-----	-----	96.04	33.43	11.77	29.39	0.00	101	79	AVERAGE																																																																																	



Mode	115																																							
	Band Edge - R																																							
	U-NII-2C_5.47-5.725_802.11ac VHT20_CH144_5720MHz																																							
ANT	0																																							
Pol.	Vertical	Fundamental																																						
Peak	<p>Site : 03CH16-HY          Condition: STRADDLES U-NII-1&amp;2A 3m 91200-1522_240320 VERTICAL          : RBW:1000.000kHz VBW:3000.000kHz SMT:Auto</p> <table border="1"> <thead> <tr> <th>Limit</th> <th>Read</th> <th>Ant</th> <th>Cable</th> <th>Preamp</th> <th>Aux</th> <th>APos</th> <th>TPos</th> <th>Remark</th> </tr> <tr> <th>Freq</th> <th>Level</th> <th>Line Margin</th> <th>Level Factor</th> <th>Loss Factor</th> <th>Loss Factor</th> <th>Factor</th> <th></th> <th></th> </tr> <tr> <th>MHz</th> <th>dBuV/m</th> <th>dBuV/m</th> <th>dB</th> <th>dBuV</th> <th>dB/m</th> <th>dB</th> <th>dB</th> <th>cm</th> <th>deg</th> </tr> </thead> <tbody> <tr> <td>1 5912.50</td> <td>57.31</td> <td>68.20 -10.89</td> <td>40.68</td> <td>34.10</td> <td>11.96</td> <td>29.43</td> <td>0.00</td> <td>101</td> <td>79 PEAK</td> </tr> </tbody> </table>	Limit	Read	Ant	Cable	Preamp	Aux	APos	TPos	Remark	Freq	Level	Line Margin	Level Factor	Loss Factor	Loss Factor	Factor			MHz	dBuV/m	dBuV/m	dB	dBuV	dB/m	dB	dB	cm	deg	1 5912.50	57.31	68.20 -10.89	40.68	34.10	11.96	29.43	0.00	101	79 PEAK	Blank
Limit	Read	Ant	Cable	Preamp	Aux	APos	TPos	Remark																																
Freq	Level	Line Margin	Level Factor	Loss Factor	Loss Factor	Factor																																		
MHz	dBuV/m	dBuV/m	dB	dBuV	dB/m	dB	dB	cm	deg																															
1 5912.50	57.31	68.20 -10.89	40.68	34.10	11.96	29.43	0.00	101	79 PEAK																															



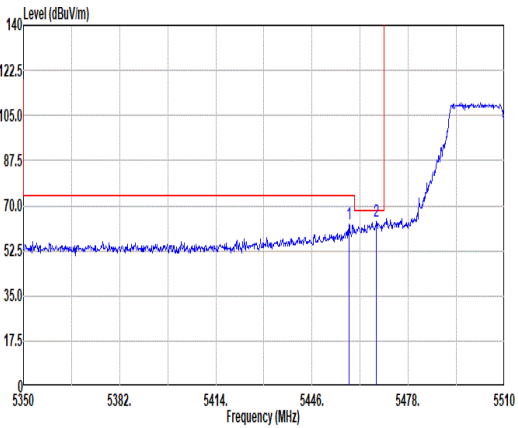
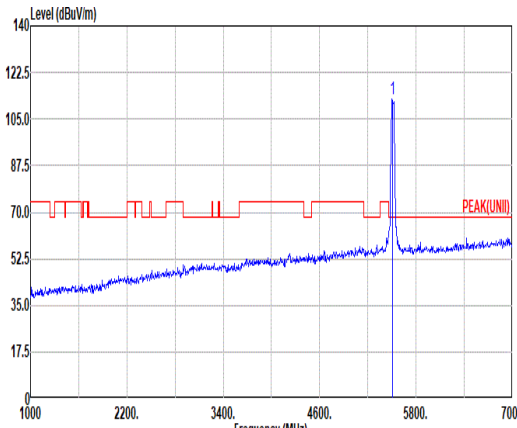
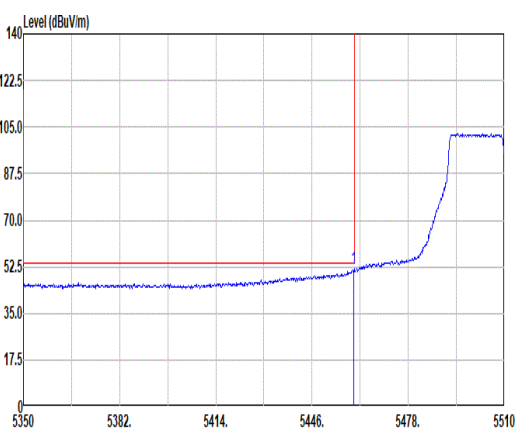
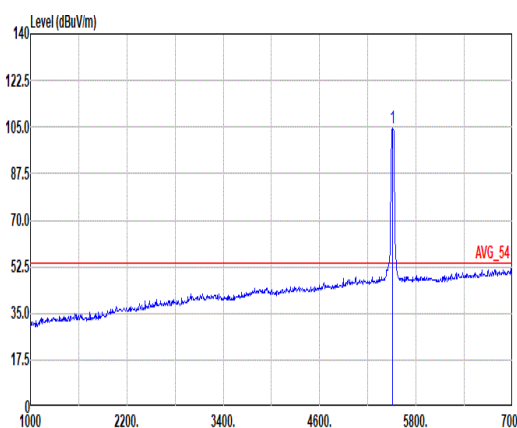
Mode	115																																																																																																											
	Harmonic																																																																																																											
	U-NII-2C_5.47-5.725_802.11ac_VHT20_CH144_5720MHZ																																																																																																											
ANT	0																																																																																																											
Pol.	Horizontal	Vertical																																																																																																										
Peak Avg	<p>Site : 03CH16-HY Condition: PEAK(UNII) 3m 91200-1522_240328 HORIZONTAL</p> <table border="1"> <thead> <tr> <th>Limit</th> <th>Read</th> <th>Ant</th> <th>Cable</th> <th>Preamp</th> <th>Aux</th> <th>APos</th> <th>TPos</th> <th>Remark</th> </tr> <tr> <th>Freq</th> <th>Level</th> <th>Line</th> <th>Margin</th> <th>Level</th> <th>Factor</th> <th>Loss</th> <th>Factor</th> <th>Factor</th> </tr> <tr> <th>MHz</th> <th>dBuV/m</th> <th>dBuV/m</th> <th>dB</th> <th>dBuV</th> <th>dB/m</th> <th>dB</th> <th>dB</th> <th>dB</th> </tr> </thead> <tbody> <tr> <td>1</td> <td>11440.00</td> <td>46.90</td> <td>74.00</td> <td>-27.10</td> <td>56.44</td> <td>38.92</td> <td>16.69</td> <td>65.75</td> <td>0.60</td> <td>--</td> <td>--</td> <td>PEAK</td> </tr> <tr> <td>2</td> <td>17160.00</td> <td>48.59</td> <td>68.20</td> <td>-19.61</td> <td>54.51</td> <td>38.22</td> <td>20.92</td> <td>65.69</td> <td>0.63</td> <td>--</td> <td>--</td> <td>PEAK</td> </tr> </tbody> </table>	Limit	Read	Ant	Cable	Preamp	Aux	APos	TPos	Remark	Freq	Level	Line	Margin	Level	Factor	Loss	Factor	Factor	MHz	dBuV/m	dBuV/m	dB	dBuV	dB/m	dB	dB	dB	1	11440.00	46.90	74.00	-27.10	56.44	38.92	16.69	65.75	0.60	--	--	PEAK	2	17160.00	48.59	68.20	-19.61	54.51	38.22	20.92	65.69	0.63	--	--	PEAK	<p>Site : 03CH16-HY Condition: PEAK(UNII) 3m 91200-1522_240328 VERTICAL</p> <table border="1"> <thead> <tr> <th>Limit</th> <th>Read</th> <th>Ant</th> <th>Cable</th> <th>Preamp</th> <th>Aux</th> <th>APos</th> <th>TPos</th> <th>Remark</th> </tr> <tr> <th>Freq</th> <th>Level</th> <th>Line</th> <th>Margin</th> <th>Level</th> <th>Factor</th> <th>Loss</th> <th>Factor</th> <th>Factor</th> </tr> <tr> <th>MHz</th> <th>dBuV/m</th> <th>dBuV/m</th> <th>dB</th> <th>dBuV</th> <th>dB/m</th> <th>dB</th> <th>dB</th> <th>dB</th> </tr> </thead> <tbody> <tr> <td>1</td> <td>11440.00</td> <td>47.41</td> <td>74.00</td> <td>-26.59</td> <td>56.95</td> <td>38.92</td> <td>16.69</td> <td>65.75</td> <td>0.60</td> <td>--</td> <td>--</td> <td>PEAK</td> </tr> <tr> <td>2</td> <td>17160.00</td> <td>48.59</td> <td>68.20</td> <td>-19.61</td> <td>54.51</td> <td>38.22</td> <td>20.92</td> <td>65.69</td> <td>0.63</td> <td>--</td> <td>--</td> <td>PEAK</td> </tr> </tbody> </table>	Limit	Read	Ant	Cable	Preamp	Aux	APos	TPos	Remark	Freq	Level	Line	Margin	Level	Factor	Loss	Factor	Factor	MHz	dBuV/m	dBuV/m	dB	dBuV	dB/m	dB	dB	dB	1	11440.00	47.41	74.00	-26.59	56.95	38.92	16.69	65.75	0.60	--	--	PEAK	2	17160.00	48.59	68.20	-19.61	54.51	38.22	20.92	65.69	0.63	--	--	PEAK
	Limit	Read	Ant	Cable	Preamp	Aux	APos	TPos	Remark																																																																																																			
Freq	Level	Line	Margin	Level	Factor	Loss	Factor	Factor																																																																																																				
MHz	dBuV/m	dBuV/m	dB	dBuV	dB/m	dB	dB	dB																																																																																																				
1	11440.00	46.90	74.00	-27.10	56.44	38.92	16.69	65.75	0.60	--	--	PEAK																																																																																																
2	17160.00	48.59	68.20	-19.61	54.51	38.22	20.92	65.69	0.63	--	--	PEAK																																																																																																
Limit	Read	Ant	Cable	Preamp	Aux	APos	TPos	Remark																																																																																																				
Freq	Level	Line	Margin	Level	Factor	Loss	Factor	Factor																																																																																																				
MHz	dBuV/m	dBuV/m	dB	dBuV	dB/m	dB	dB	dB																																																																																																				
1	11440.00	47.41	74.00	-26.59	56.95	38.92	16.69	65.75	0.60	--	--	PEAK																																																																																																
2	17160.00	48.59	68.20	-19.61	54.51	38.22	20.92	65.69	0.63	--	--	PEAK																																																																																																



	<b>115</b>	
<b>Mode</b>	<b>Harmonic</b>	
	<b>U-NII-2C_5.47-5.725_802.11ac_VHT20_CH144_5720MHz</b>	
<b>ANT</b>	<b>0</b>	
<b>Pol.</b>	<b>Horizontal</b>	<b>Vertical</b>
<b>14.47G</b> <b>~14.5G</b> <b>Avg</b>	<p>Site : 03CH16-HY Condition: AVG_54 3m 91280-1522_240328 HORIZONTAL</p>	<p>Site : 03CH16-HY Condition: AVG_54 3m 91280-1522_240328 VERTICAL</p>
	<p>Site : 03CH16-HY Condition: AVG_54 3m 91280-1522_240328 HORIZONTAL</p>	<p>Site : 03CH16-HY Condition: AVG_54 3m 91280-1522_240328 VERTICAL</p>





		<b>116</b>																																																																																											
<b>Mode</b>	<b>Band Edge - L</b>																																																																																												
	<b>U-NII-2C_5.47-5.725_802.11ac VHT40_CH102_5510MHz</b>																																																																																												
<b>ANT</b>	<b>0</b>																																																																																												
<b>Pol.</b>	<b>Horizontal</b>	<b>Fundamental</b>																																																																																											
<b>Peak</b>	 <p>Site : 03CH16-HY Condition: PEAK_BE(UNII)_B3 3m 91200-1522_240328 HORIZONTAL : RBW:1000.000kHz VBW:3000.000kHz SWT:Auto</p> <table border="1"> <thead> <tr> <th>Peak</th> <th>Freq</th> <th>Level</th> <th>Limit</th> <th>Line Margin</th> <th>Read Level</th> <th>Ant Factor</th> <th>Cable Loss</th> <th>Preamp Loss</th> <th>Aux Factor</th> <th>APos</th> <th>TPos</th> <th>Remark</th> </tr> <tr> <th>1</th> <th>MHz</th> <th>dBuV/m</th> <th>dBuV/m</th> <th>dB</th> <th>dBuV</th> <th>dB/m</th> <th>dB</th> <th>dB</th> <th>dB</th> <th>cm</th> <th>deg</th> <th></th> </tr> </thead> <tbody> <tr> <td>1</td> <td>5458.32</td> <td>62.67</td> <td>74.00</td> <td>-11.33</td> <td>47.74</td> <td>32.80</td> <td>11.48</td> <td>29.35</td> <td>0.00</td> <td>400</td> <td>139</td> <td>PEAK</td> </tr> <tr> <td>2</td> <td>5467.44</td> <td>63.84</td> <td>68.20</td> <td>-4.36</td> <td>48.90</td> <td>32.80</td> <td>11.49</td> <td>29.35</td> <td>0.00</td> <td>400</td> <td>139</td> <td>PEAK</td> </tr> </tbody> </table>	Peak	Freq	Level	Limit	Line Margin	Read Level	Ant Factor	Cable Loss	Preamp Loss	Aux Factor	APos	TPos	Remark	1	MHz	dBuV/m	dBuV/m	dB	dBuV	dB/m	dB	dB	dB	cm	deg		1	5458.32	62.67	74.00	-11.33	47.74	32.80	11.48	29.35	0.00	400	139	PEAK	2	5467.44	63.84	68.20	-4.36	48.90	32.80	11.49	29.35	0.00	400	139	PEAK	 <p>Site : 03CH16-HY Condition: PEAK(UNII) 3m 91200-1522_240328 HORIZONTAL : RBW:1000.000kHz VBW:3000.000kHz SWT:Auto</p> <table border="1"> <thead> <tr> <th>Peak</th> <th>Freq</th> <th>Level</th> <th>Limit</th> <th>Line Margin</th> <th>Read Level</th> <th>Ant Factor</th> <th>Cable Loss</th> <th>Preamp Loss</th> <th>Aux Factor</th> <th>APos</th> <th>TPos</th> <th>Remark</th> </tr> <tr> <th>1</th> <th>MHz</th> <th>dBuV/m</th> <th>dBuV/m</th> <th>dB</th> <th>dBuV</th> <th>dB/m</th> <th>dB</th> <th>dB</th> <th>dB</th> <th>cm</th> <th>deg</th> <th></th> </tr> </thead> <tbody> <tr> <td>1</td> <td>5510.00</td> <td>112.51</td> <td>-----</td> <td>-----</td> <td>97.53</td> <td>32.80</td> <td>11.53</td> <td>29.35</td> <td>0.00</td> <td>400</td> <td>139</td> <td>PEAK</td> </tr> </tbody> </table>	Peak	Freq	Level	Limit	Line Margin	Read Level	Ant Factor	Cable Loss	Preamp Loss	Aux Factor	APos	TPos	Remark	1	MHz	dBuV/m	dBuV/m	dB	dBuV	dB/m	dB	dB	dB	cm	deg		1	5510.00	112.51	-----	-----	97.53	32.80	11.53	29.35	0.00	400	139	PEAK
	Peak	Freq	Level	Limit	Line Margin	Read Level	Ant Factor	Cable Loss	Preamp Loss	Aux Factor	APos	TPos	Remark																																																																																
1	MHz	dBuV/m	dBuV/m	dB	dBuV	dB/m	dB	dB	dB	cm	deg																																																																																		
1	5458.32	62.67	74.00	-11.33	47.74	32.80	11.48	29.35	0.00	400	139	PEAK																																																																																	
2	5467.44	63.84	68.20	-4.36	48.90	32.80	11.49	29.35	0.00	400	139	PEAK																																																																																	
Peak	Freq	Level	Limit	Line Margin	Read Level	Ant Factor	Cable Loss	Preamp Loss	Aux Factor	APos	TPos	Remark																																																																																	
1	MHz	dBuV/m	dBuV/m	dB	dBuV	dB/m	dB	dB	dB	cm	deg																																																																																		
1	5510.00	112.51	-----	-----	97.53	32.80	11.53	29.35	0.00	400	139	PEAK																																																																																	
<b>Avg</b>	 <p>Site : 03CH16-HY Condition: AVG_BE(UNII)_B3 3m 91200-1522_240328 HORIZONTAL : RBW:1000.000kHz VBW:3000.000kHz SWT:Auto</p> <table border="1"> <thead> <tr> <th>Peak</th> <th>Freq</th> <th>Level</th> <th>Limit</th> <th>Line Margin</th> <th>Read Level</th> <th>Ant Factor</th> <th>Cable Loss</th> <th>Preamp Loss</th> <th>Aux Factor</th> <th>APos</th> <th>TPos</th> <th>Remark</th> </tr> <tr> <th>1</th> <th>MHz</th> <th>dBuV/m</th> <th>dBuV/m</th> <th>dB</th> <th>dBuV</th> <th>dB/m</th> <th>dB</th> <th>dB</th> <th>dB</th> <th>cm</th> <th>deg</th> <th></th> </tr> </thead> <tbody> <tr> <td>1</td> <td>5459.92</td> <td>51.60</td> <td>54.00</td> <td>-2.40</td> <td>36.67</td> <td>32.80</td> <td>11.48</td> <td>29.35</td> <td>0.00</td> <td>400</td> <td>139</td> <td>AVERAGE</td> </tr> </tbody> </table>	Peak	Freq	Level	Limit	Line Margin	Read Level	Ant Factor	Cable Loss	Preamp Loss	Aux Factor	APos	TPos	Remark	1	MHz	dBuV/m	dBuV/m	dB	dBuV	dB/m	dB	dB	dB	cm	deg		1	5459.92	51.60	54.00	-2.40	36.67	32.80	11.48	29.35	0.00	400	139	AVERAGE	 <p>Site : 03CH16-HY Condition: AVG_54 3m 91200-1522_240328 HORIZONTAL : RBW:1000.000kHz VBW:3000.000kHz SWT:Auto</p> <table border="1"> <thead> <tr> <th>Peak</th> <th>Freq</th> <th>Level</th> <th>Limit</th> <th>Line Margin</th> <th>Read Level</th> <th>Ant Factor</th> <th>Cable Loss</th> <th>Preamp Loss</th> <th>Aux Factor</th> <th>APos</th> <th>TPos</th> <th>Remark</th> </tr> <tr> <th>1</th> <th>MHz</th> <th>dBuV/m</th> <th>dBuV/m</th> <th>dB</th> <th>dBuV</th> <th>dB/m</th> <th>dB</th> <th>dB</th> <th>dB</th> <th>cm</th> <th>deg</th> <th></th> </tr> </thead> <tbody> <tr> <td>1</td> <td>5510.00</td> <td>104.60</td> <td>-----</td> <td>-----</td> <td>89.61</td> <td>32.80</td> <td>11.54</td> <td>29.35</td> <td>0.00</td> <td>400</td> <td>139</td> <td>AVERAGE</td> </tr> </tbody> </table>	Peak	Freq	Level	Limit	Line Margin	Read Level	Ant Factor	Cable Loss	Preamp Loss	Aux Factor	APos	TPos	Remark	1	MHz	dBuV/m	dBuV/m	dB	dBuV	dB/m	dB	dB	dB	cm	deg		1	5510.00	104.60	-----	-----	89.61	32.80	11.54	29.35	0.00	400	139	AVERAGE													
	Peak	Freq	Level	Limit	Line Margin	Read Level	Ant Factor	Cable Loss	Preamp Loss	Aux Factor	APos	TPos	Remark																																																																																
1	MHz	dBuV/m	dBuV/m	dB	dBuV	dB/m	dB	dB	dB	cm	deg																																																																																		
1	5459.92	51.60	54.00	-2.40	36.67	32.80	11.48	29.35	0.00	400	139	AVERAGE																																																																																	
Peak	Freq	Level	Limit	Line Margin	Read Level	Ant Factor	Cable Loss	Preamp Loss	Aux Factor	APos	TPos	Remark																																																																																	
1	MHz	dBuV/m	dBuV/m	dB	dBuV	dB/m	dB	dB	dB	cm	deg																																																																																		
1	5510.00	104.60	-----	-----	89.61	32.80	11.54	29.35	0.00	400	139	AVERAGE																																																																																	



<b>Mode</b>	116																																								
	Band Edge - R																																								
	U-NII-2C_5.47-5.725_802.11ac VHT40_CH102_5510MHz																																								
<b>ANT</b>	0																																								
<b>Pol.</b>	<b>Horizontal</b>	<b>Fundamental</b>																																							
<b>Peak</b>	<p>Site : 03CH16-HY          Condition: PEAK_BE(U-NII)_B3 3m 91200-1522_240328 HORIZONTAL          : RBW:1000.000kHz VBW:3000.000kHz SMT:Auto</p> <table border="1"> <thead> <tr> <th>Limit</th> <th>Read</th> <th>Ant</th> <th>Cable</th> <th>Preamp</th> <th>Aux</th> <th>APos</th> <th>TPos</th> <th>Remark</th> </tr> <tr> <th>Freq</th> <th>Level</th> <th>Line Margin</th> <th>Level</th> <th>Factor</th> <th>Loss Factor</th> <th>Factor</th> <th></th> <th></th> </tr> <tr> <th>MHz</th> <th>dBuV/m</th> <th>dBuV/m</th> <th>dB</th> <th>dBuV</th> <th>dB/m</th> <th>dB</th> <th>dB</th> <th>cm</th> <th>deg</th> </tr> </thead> <tbody> <tr> <td>1 5728.54</td> <td>56.34</td> <td>68.20</td> <td>-11.86</td> <td>40.50</td> <td>33.46</td> <td>11.78</td> <td>29.40</td> <td>0.00</td> <td>400</td> <td>139 PEAK</td> </tr> </tbody> </table>	Limit	Read	Ant	Cable	Preamp	Aux	APos	TPos	Remark	Freq	Level	Line Margin	Level	Factor	Loss Factor	Factor			MHz	dBuV/m	dBuV/m	dB	dBuV	dB/m	dB	dB	cm	deg	1 5728.54	56.34	68.20	-11.86	40.50	33.46	11.78	29.40	0.00	400	139 PEAK	<b>Blank</b>
Limit	Read	Ant	Cable	Preamp	Aux	APos	TPos	Remark																																	
Freq	Level	Line Margin	Level	Factor	Loss Factor	Factor																																			
MHz	dBuV/m	dBuV/m	dB	dBuV	dB/m	dB	dB	cm	deg																																
1 5728.54	56.34	68.20	-11.86	40.50	33.46	11.78	29.40	0.00	400	139 PEAK																															



		<b>116</b>																																																																																											
<b>Mode</b>	<b>Band Edge - L</b>																																																																																												
	<b>U-NII-2C_5.47-5.725_802.11ac VHT40_CH102_5510MHz</b>																																																																																												
<b>ANT</b>	<b>0</b>																																																																																												
<b>Pol.</b>	<b>Vertical</b>	<b>Fundamental</b>																																																																																											
<b>Peak</b>	<p>Site : 03CH16-HY Condition: PEAK_BE(UNII)_B3 3m 91200-1522_240328 VERTICAL : RBW:1000.000kHz VBW:3000.000kHz SWT:Auto</p> <table border="1"> <thead> <tr> <th>Peak</th> <th>Freq</th> <th>Level</th> <th>Limit</th> <th>Line Margin</th> <th>Read Level</th> <th>Ant Factor</th> <th>Cable Loss</th> <th>Preamp</th> <th>Aux</th> <th>APos</th> <th>TPos</th> <th>Remark</th> </tr> <tr> <th>1</th> <th>MHz</th> <th>dBuV/m</th> <th>dBuV/m</th> <th>dB</th> <th>dBuV</th> <th>dB/m</th> <th>dB</th> <th>dB</th> <th>dB</th> <th>cm</th> <th>deg</th> <th></th> </tr> </thead> <tbody> <tr> <td>1</td> <td>5458.48</td> <td>62.77</td> <td>74.00</td> <td>-11.23</td> <td>47.84</td> <td>32.80</td> <td>11.48</td> <td>29.35</td> <td>0.00</td> <td>100</td> <td>100</td> <td>PEAK</td> </tr> <tr> <td>2</td> <td>5478.00</td> <td>66.10</td> <td>68.20</td> <td>-2.10</td> <td>51.16</td> <td>32.80</td> <td>11.49</td> <td>29.35</td> <td>0.00</td> <td>100</td> <td>100</td> <td>PEAK</td> </tr> </tbody> </table>	Peak	Freq	Level	Limit	Line Margin	Read Level	Ant Factor	Cable Loss	Preamp	Aux	APos	TPos	Remark	1	MHz	dBuV/m	dBuV/m	dB	dBuV	dB/m	dB	dB	dB	cm	deg		1	5458.48	62.77	74.00	-11.23	47.84	32.80	11.48	29.35	0.00	100	100	PEAK	2	5478.00	66.10	68.20	-2.10	51.16	32.80	11.49	29.35	0.00	100	100	PEAK	<p>Site : 03CH16-HY Condition: PEAK(UNII) 3m 91200-1522_240328 VERTICAL : RBW:1000.000kHz VBW:3000.000kHz SWT:Auto</p> <table border="1"> <thead> <tr> <th>Peak</th> <th>Freq</th> <th>Level</th> <th>Limit</th> <th>Line Margin</th> <th>Read Level</th> <th>Ant Factor</th> <th>Cable Loss</th> <th>Preamp</th> <th>Aux</th> <th>APos</th> <th>TPos</th> <th>Remark</th> </tr> <tr> <th>1</th> <th>MHz</th> <th>dBuV/m</th> <th>dBuV/m</th> <th>dB</th> <th>dBuV</th> <th>dB/m</th> <th>dB</th> <th>dB</th> <th>dB</th> <th>cm</th> <th>deg</th> <th></th> </tr> </thead> <tbody> <tr> <td>1</td> <td>5510.00</td> <td>115.38</td> <td>70.00</td> <td>45.38</td> <td>100.41</td> <td>32.80</td> <td>11.52</td> <td>29.35</td> <td>0.00</td> <td>100</td> <td>100</td> <td>PEAK</td> </tr> </tbody> </table>	Peak	Freq	Level	Limit	Line Margin	Read Level	Ant Factor	Cable Loss	Preamp	Aux	APos	TPos	Remark	1	MHz	dBuV/m	dBuV/m	dB	dBuV	dB/m	dB	dB	dB	cm	deg		1	5510.00	115.38	70.00	45.38	100.41	32.80	11.52	29.35	0.00	100	100	PEAK
	Peak	Freq	Level	Limit	Line Margin	Read Level	Ant Factor	Cable Loss	Preamp	Aux	APos	TPos	Remark																																																																																
1	MHz	dBuV/m	dBuV/m	dB	dBuV	dB/m	dB	dB	dB	cm	deg																																																																																		
1	5458.48	62.77	74.00	-11.23	47.84	32.80	11.48	29.35	0.00	100	100	PEAK																																																																																	
2	5478.00	66.10	68.20	-2.10	51.16	32.80	11.49	29.35	0.00	100	100	PEAK																																																																																	
Peak	Freq	Level	Limit	Line Margin	Read Level	Ant Factor	Cable Loss	Preamp	Aux	APos	TPos	Remark																																																																																	
1	MHz	dBuV/m	dBuV/m	dB	dBuV	dB/m	dB	dB	dB	cm	deg																																																																																		
1	5510.00	115.38	70.00	45.38	100.41	32.80	11.52	29.35	0.00	100	100	PEAK																																																																																	
<b>Avg</b>	<p>Site : 03CH16-HY Condition: AVG_BE(UNII)_B3 3m 91200-1522_240328 VERTICAL : RBW:1000.000kHz VBW:3000.000kHz SWT:Auto</p> <table border="1"> <thead> <tr> <th>Avg</th> <th>Freq</th> <th>Level</th> <th>Limit</th> <th>Line Margin</th> <th>Read Level</th> <th>Ant Factor</th> <th>Cable Loss</th> <th>Preamp</th> <th>Aux</th> <th>APos</th> <th>TPos</th> <th>Remark</th> </tr> <tr> <th>1</th> <th>MHz</th> <th>dBuV/m</th> <th>dBuV/m</th> <th>dB</th> <th>dBuV</th> <th>dB/m</th> <th>dB</th> <th>dB</th> <th>dB</th> <th>cm</th> <th>deg</th> <th></th> </tr> </thead> <tbody> <tr> <td>1</td> <td>5459.76</td> <td>53.40</td> <td>54.00</td> <td>-0.60</td> <td>38.47</td> <td>32.80</td> <td>11.48</td> <td>29.35</td> <td>0.00</td> <td>100</td> <td>100</td> <td>AVERAGE</td> </tr> </tbody> </table>	Avg	Freq	Level	Limit	Line Margin	Read Level	Ant Factor	Cable Loss	Preamp	Aux	APos	TPos	Remark	1	MHz	dBuV/m	dBuV/m	dB	dBuV	dB/m	dB	dB	dB	cm	deg		1	5459.76	53.40	54.00	-0.60	38.47	32.80	11.48	29.35	0.00	100	100	AVERAGE	<p>Site : 03CH16-HY Condition: AVG_54 3m 91200-1522_240328 VERTICAL : RBW:1000.000kHz VBW:3000.000kHz SWT:Auto</p> <table border="1"> <thead> <tr> <th>Avg</th> <th>Freq</th> <th>Level</th> <th>Limit</th> <th>Line Margin</th> <th>Read Level</th> <th>Ant Factor</th> <th>Cable Loss</th> <th>Preamp</th> <th>Aux</th> <th>APos</th> <th>TPos</th> <th>Remark</th> </tr> <tr> <th>1</th> <th>MHz</th> <th>dBuV/m</th> <th>dBuV/m</th> <th>dB</th> <th>dBuV</th> <th>dB/m</th> <th>dB</th> <th>dB</th> <th>dB</th> <th>cm</th> <th>deg</th> <th></th> </tr> </thead> <tbody> <tr> <td>1</td> <td>5510.00</td> <td>107.85</td> <td>52.50</td> <td>55.35</td> <td>92.84</td> <td>32.80</td> <td>11.56</td> <td>29.35</td> <td>0.00</td> <td>100</td> <td>100</td> <td>AVERAGE</td> </tr> </tbody> </table>	Avg	Freq	Level	Limit	Line Margin	Read Level	Ant Factor	Cable Loss	Preamp	Aux	APos	TPos	Remark	1	MHz	dBuV/m	dBuV/m	dB	dBuV	dB/m	dB	dB	dB	cm	deg		1	5510.00	107.85	52.50	55.35	92.84	32.80	11.56	29.35	0.00	100	100	AVERAGE													
	Avg	Freq	Level	Limit	Line Margin	Read Level	Ant Factor	Cable Loss	Preamp	Aux	APos	TPos	Remark																																																																																
1	MHz	dBuV/m	dBuV/m	dB	dBuV	dB/m	dB	dB	dB	cm	deg																																																																																		
1	5459.76	53.40	54.00	-0.60	38.47	32.80	11.48	29.35	0.00	100	100	AVERAGE																																																																																	
Avg	Freq	Level	Limit	Line Margin	Read Level	Ant Factor	Cable Loss	Preamp	Aux	APos	TPos	Remark																																																																																	
1	MHz	dBuV/m	dBuV/m	dB	dBuV	dB/m	dB	dB	dB	cm	deg																																																																																		
1	5510.00	107.85	52.50	55.35	92.84	32.80	11.56	29.35	0.00	100	100	AVERAGE																																																																																	



Mode	116																																									
	Band Edge - R																																									
	U-NII-2C_5.47-5.725_802.11ac VHT40_CH102_5510MHz																																									
ANT	0																																									
Pol.	Vertical	Fundamental																																								
Peak	<p>Site : 03CH16-HY            Condition: PEAK_BE(U-NII)_B3 3m 91200-1522_240328 VERTICAL            : RBW:1000.000kHz VBW:3000.000kHz SMT:Auto</p> <table border="1"> <thead> <tr> <th>Limit</th> <th>Read</th> <th>Ant</th> <th>Cable</th> <th>Preamp</th> <th>Aux</th> <th>APos</th> <th>TPos</th> <th>Remark</th> </tr> <tr> <th>Freq</th> <th>Level</th> <th>Line Margin</th> <th>Level</th> <th>Factor</th> <th>Loss Factor</th> <th>Factor</th> <th></th> <th></th> </tr> <tr> <th>MHz</th> <th>dBuV/m</th> <th>dBuV/m</th> <th>dB</th> <th>dBuV</th> <th>dB/m</th> <th>dB</th> <th>dB</th> <th>cm</th> <th>deg</th> </tr> </thead> <tbody> <tr> <td>1 5725.22</td> <td>56.66</td> <td>68.20</td> <td>-11.54</td> <td>40.83</td> <td>33.45</td> <td>11.78</td> <td>29.40</td> <td>0.00</td> <td>100</td> <td>100</td> <td>PEAK</td> </tr> </tbody> </table>	Limit	Read	Ant	Cable	Preamp	Aux	APos	TPos	Remark	Freq	Level	Line Margin	Level	Factor	Loss Factor	Factor			MHz	dBuV/m	dBuV/m	dB	dBuV	dB/m	dB	dB	cm	deg	1 5725.22	56.66	68.20	-11.54	40.83	33.45	11.78	29.40	0.00	100	100	PEAK	Blank
Limit	Read	Ant	Cable	Preamp	Aux	APos	TPos	Remark																																		
Freq	Level	Line Margin	Level	Factor	Loss Factor	Factor																																				
MHz	dBuV/m	dBuV/m	dB	dBuV	dB/m	dB	dB	cm	deg																																	
1 5725.22	56.66	68.20	-11.54	40.83	33.45	11.78	29.40	0.00	100	100	PEAK																															

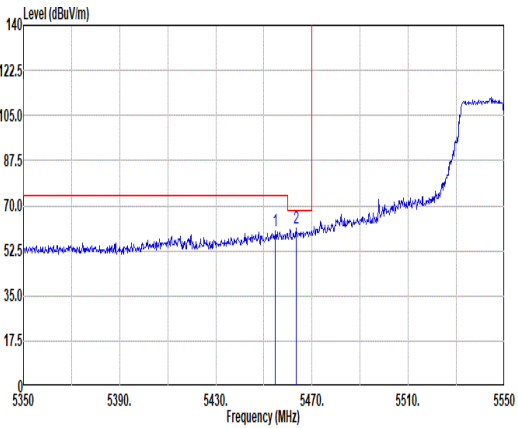
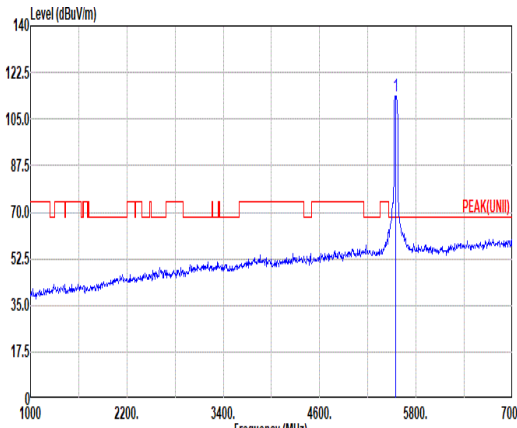
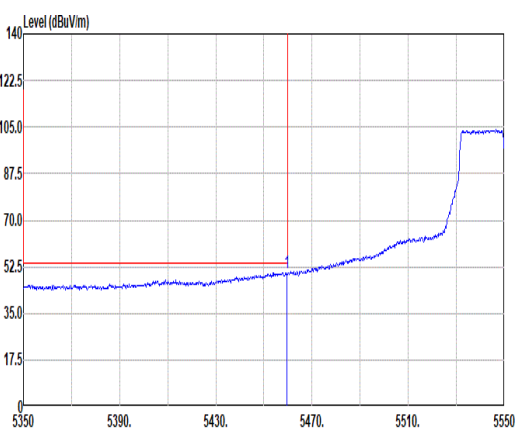
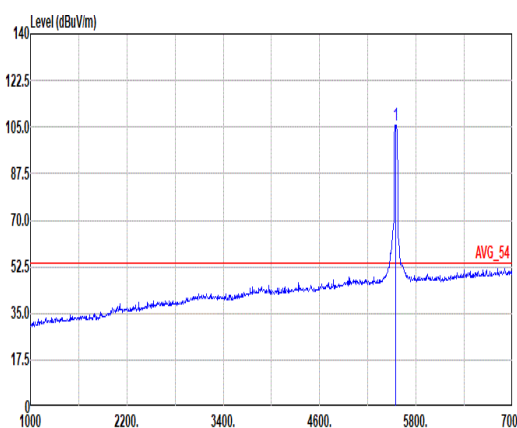


Mode	116																																																																																																											
	Harmonic																																																																																																											
	U-NII-2C_5.47-5.725_802.11ac VHT40_CH102_5510MHz																																																																																																											
ANT	0																																																																																																											
Pol.	Horizontal	Vertical																																																																																																										
Peak Avg	<p>Site : 03CH16-HY Condition: PEAK(UNII) 3m 91200-1522_240328 HORIZONTAL</p> <table border="1"> <thead> <tr> <th>Limit</th> <th>Read</th> <th>Ant</th> <th>Cable</th> <th>Preamp</th> <th>Aux</th> <th>APos</th> <th>TPos</th> <th>Remark</th> </tr> <tr> <th>Freq</th> <th>Level</th> <th>Line</th> <th>Margin</th> <th>Level</th> <th>Factor</th> <th>Loss</th> <th>Factor</th> <th>Factor</th> </tr> <tr> <th>MHz</th> <th>dBuV/m</th> <th>dBuV/m</th> <th>dB</th> <th>dBuV</th> <th>dB/m</th> <th>dB</th> <th>dB</th> <th>dB</th> </tr> </thead> <tbody> <tr> <td>1</td> <td>11020.00</td> <td>47.59</td> <td>74.00</td> <td>-26.41</td> <td>57.57</td> <td>38.70</td> <td>16.32</td> <td>65.65</td> <td>0.65</td> <td>--</td> <td>--</td> <td>PEAK</td> </tr> <tr> <td>2</td> <td>16530.00</td> <td>47.06</td> <td>68.20</td> <td>-21.14</td> <td>54.95</td> <td>38.10</td> <td>20.23</td> <td>66.86</td> <td>0.64</td> <td>--</td> <td>--</td> <td>PEAK</td> </tr> </tbody> </table>	Limit	Read	Ant	Cable	Preamp	Aux	APos	TPos	Remark	Freq	Level	Line	Margin	Level	Factor	Loss	Factor	Factor	MHz	dBuV/m	dBuV/m	dB	dBuV	dB/m	dB	dB	dB	1	11020.00	47.59	74.00	-26.41	57.57	38.70	16.32	65.65	0.65	--	--	PEAK	2	16530.00	47.06	68.20	-21.14	54.95	38.10	20.23	66.86	0.64	--	--	PEAK	<p>Site : 03CH16-HY Condition: PEAK(UNII) 3m 91200-1522_240328 VERTICAL</p> <table border="1"> <thead> <tr> <th>Limit</th> <th>Read</th> <th>Ant</th> <th>Cable</th> <th>Preamp</th> <th>Aux</th> <th>APos</th> <th>TPos</th> <th>Remark</th> </tr> <tr> <th>Freq</th> <th>Level</th> <th>Line</th> <th>Margin</th> <th>Level</th> <th>Factor</th> <th>Loss</th> <th>Factor</th> <th>Factor</th> </tr> <tr> <th>MHz</th> <th>dBuV/m</th> <th>dBuV/m</th> <th>dB</th> <th>dBuV</th> <th>dB/m</th> <th>dB</th> <th>dB</th> <th>dB</th> </tr> </thead> <tbody> <tr> <td>1</td> <td>11020.00</td> <td>47.93</td> <td>74.00</td> <td>-26.07</td> <td>57.91</td> <td>38.70</td> <td>16.32</td> <td>65.65</td> <td>0.65</td> <td>--</td> <td>--</td> <td>PEAK</td> </tr> <tr> <td>2</td> <td>16530.00</td> <td>47.86</td> <td>68.20</td> <td>-20.34</td> <td>55.75</td> <td>38.10</td> <td>20.23</td> <td>66.86</td> <td>0.64</td> <td>--</td> <td>--</td> <td>PEAK</td> </tr> </tbody> </table>	Limit	Read	Ant	Cable	Preamp	Aux	APos	TPos	Remark	Freq	Level	Line	Margin	Level	Factor	Loss	Factor	Factor	MHz	dBuV/m	dBuV/m	dB	dBuV	dB/m	dB	dB	dB	1	11020.00	47.93	74.00	-26.07	57.91	38.70	16.32	65.65	0.65	--	--	PEAK	2	16530.00	47.86	68.20	-20.34	55.75	38.10	20.23	66.86	0.64	--	--	PEAK
	Limit	Read	Ant	Cable	Preamp	Aux	APos	TPos	Remark																																																																																																			
Freq	Level	Line	Margin	Level	Factor	Loss	Factor	Factor																																																																																																				
MHz	dBuV/m	dBuV/m	dB	dBuV	dB/m	dB	dB	dB																																																																																																				
1	11020.00	47.59	74.00	-26.41	57.57	38.70	16.32	65.65	0.65	--	--	PEAK																																																																																																
2	16530.00	47.06	68.20	-21.14	54.95	38.10	20.23	66.86	0.64	--	--	PEAK																																																																																																
Limit	Read	Ant	Cable	Preamp	Aux	APos	TPos	Remark																																																																																																				
Freq	Level	Line	Margin	Level	Factor	Loss	Factor	Factor																																																																																																				
MHz	dBuV/m	dBuV/m	dB	dBuV	dB/m	dB	dB	dB																																																																																																				
1	11020.00	47.93	74.00	-26.07	57.91	38.70	16.32	65.65	0.65	--	--	PEAK																																																																																																
2	16530.00	47.86	68.20	-20.34	55.75	38.10	20.23	66.86	0.64	--	--	PEAK																																																																																																



	<b>116</b>	
<b>Mode</b>	<b>Harmonic</b>	
	<b>U-NII-2C_5.47-5.725_802.11ac_VHT40_CH102_5510MHz</b>	
<b>ANT</b>	<b>0</b>	
<b>Pol.</b>	<b>Horizontal</b>	<b>Vertical</b>
<b>14.47G</b> <b>~14.5G</b> <b>Avg</b>	<p>Site : 03CH16-HY Condition: AVG_54 3m 91280-1522_240328 HORIZONTAL</p>	<p>Site : 03CH16-HY Condition: AVG_54 3m 91280-1522_240328 VERTICAL</p>
	<p>Site : 03CH16-HY Condition: AVG_54 3m 91280-1522_240328 HORIZONTAL</p>	<p>Site : 03CH16-HY Condition: AVG_54 3m 91280-1522_240328 VERTICAL</p>



		117																																																												
Mode	Band Edge - L																																																													
	U-NII-2C_5.47-5.725_802.11ac VHT40_CH110_5550MHz																																																													
ANT	0																																																													
Pol.	Horizontal	Fundamental																																																												
Peak	 <p>Level (dBuV/m) vs Frequency (MHz) plot for Horizontal polarization. The y-axis ranges from 0 to 140 dBuV/m, and the x-axis ranges from 5350 to 5550 MHz. A red horizontal line is at 70.0 dBuV/m. A blue trace shows a signal rising from ~55 dBuV/m at 5350 MHz to ~105 dBuV/m at 5550 MHz. Two peaks are marked with '1' and '2' at approximately 5450 MHz and 5470 MHz.</p> <p>Site : 03CH16-HY Condition: PEAK_BE(UNII)_B3 3m 91200-1522_240328 HORIZONTAL : RBW:1000.000kHz VBW:3000.000kHz SWT:Auto</p> <table border="1"> <thead> <tr> <th>Peak</th> <th>Freq (MHz)</th> <th>Level (dBuV/m)</th> <th>Line Margin (dB)</th> <th>Read Level (dBuV/m)</th> <th>Ant Loss (dB/m)</th> <th>Cable Loss (dB)</th> <th>Preamp Loss (dB)</th> <th>Aux Loss (dB)</th> <th>APos (cm)</th> <th>TPos (deg)</th> <th>Remark</th> </tr> </thead> <tbody> <tr> <td>1</td> <td>5454.80</td> <td>60.08</td> <td>74.00</td> <td>-13.92</td> <td>45.16</td> <td>32.80</td> <td>11.48</td> <td>29.36</td> <td>0.00</td> <td>359</td> <td>138 PEAK</td> </tr> <tr> <td>2</td> <td>5463.40</td> <td>61.14</td> <td>68.20</td> <td>-7.06</td> <td>46.20</td> <td>32.80</td> <td>11.49</td> <td>29.35</td> <td>0.00</td> <td>359</td> <td>138 PEAK</td> </tr> </tbody> </table>	Peak	Freq (MHz)	Level (dBuV/m)	Line Margin (dB)	Read Level (dBuV/m)	Ant Loss (dB/m)	Cable Loss (dB)	Preamp Loss (dB)	Aux Loss (dB)	APos (cm)	TPos (deg)	Remark	1	5454.80	60.08	74.00	-13.92	45.16	32.80	11.48	29.36	0.00	359	138 PEAK	2	5463.40	61.14	68.20	-7.06	46.20	32.80	11.49	29.35	0.00	359	138 PEAK	 <p>Level (dBuV/m) vs Frequency (MHz) plot for Fundamental polarization. The y-axis ranges from 0 to 140 dBuV/m, and the x-axis ranges from 1000 to 7000 MHz. A red horizontal line is at 70.0 dBuV/m. A blue trace shows a signal rising from ~40 dBuV/m at 1000 MHz to ~60 dBuV/m at 5000 MHz, then dropping sharply. A single peak is marked with '1' at approximately 5550 MHz.</p> <p>Site : 03CH16-HY Condition: PEAK(UNII) 3m 91200-1522_240328 HORIZONTAL : RBW:1000.000kHz VBW:3000.000kHz SWT:Auto</p> <table border="1"> <thead> <tr> <th>Peak</th> <th>Freq (MHz)</th> <th>Level (dBuV/m)</th> <th>Line Margin (dB)</th> <th>Read Level (dBuV/m)</th> <th>Ant Loss (dB/m)</th> <th>Cable Loss (dB)</th> <th>Preamp Loss (dB)</th> <th>Aux Loss (dB)</th> <th>APos (cm)</th> <th>TPos (deg)</th> <th>Remark</th> </tr> </thead> <tbody> <tr> <td>1</td> <td>5550.00</td> <td>113.58</td> <td>-----</td> <td>98.56</td> <td>32.80</td> <td>11.58</td> <td>29.36</td> <td>0.00</td> <td>359</td> <td>138</td> <td>PEAK</td> </tr> </tbody> </table>	Peak	Freq (MHz)	Level (dBuV/m)	Line Margin (dB)	Read Level (dBuV/m)	Ant Loss (dB/m)	Cable Loss (dB)	Preamp Loss (dB)	Aux Loss (dB)	APos (cm)	TPos (deg)	Remark	1	5550.00	113.58	-----	98.56	32.80	11.58	29.36	0.00	359	138	PEAK
	Peak	Freq (MHz)	Level (dBuV/m)	Line Margin (dB)	Read Level (dBuV/m)	Ant Loss (dB/m)	Cable Loss (dB)	Preamp Loss (dB)	Aux Loss (dB)	APos (cm)	TPos (deg)	Remark																																																		
1	5454.80	60.08	74.00	-13.92	45.16	32.80	11.48	29.36	0.00	359	138 PEAK																																																			
2	5463.40	61.14	68.20	-7.06	46.20	32.80	11.49	29.35	0.00	359	138 PEAK																																																			
Peak	Freq (MHz)	Level (dBuV/m)	Line Margin (dB)	Read Level (dBuV/m)	Ant Loss (dB/m)	Cable Loss (dB)	Preamp Loss (dB)	Aux Loss (dB)	APos (cm)	TPos (deg)	Remark																																																			
1	5550.00	113.58	-----	98.56	32.80	11.58	29.36	0.00	359	138	PEAK																																																			
Avg	 <p>Level (dBuV/m) vs Frequency (MHz) plot for Horizontal polarization. The y-axis ranges from 0 to 140 dBuV/m, and the x-axis ranges from 5350 to 5550 MHz. A red horizontal line is at 52.5 dBuV/m. A blue trace shows a signal rising from ~45 dBuV/m at 5350 MHz to ~105 dBuV/m at 5550 MHz.</p> <p>Site : 03CH16-HY Condition: AVG_BE(UNII)_B3 3m 91200-1522_240328 HORIZONTAL : RBW:1000.000kHz VBW:3000.000kHz SWT:Auto</p> <table border="1"> <thead> <tr> <th>Peak</th> <th>Freq (MHz)</th> <th>Level (dBuV/m)</th> <th>Line Margin (dB)</th> <th>Read Level (dBuV/m)</th> <th>Ant Loss (dB/m)</th> <th>Cable Loss (dB)</th> <th>Preamp Loss (dB)</th> <th>Aux Loss (dB)</th> <th>APos (cm)</th> <th>TPos (deg)</th> <th>Remark</th> </tr> </thead> <tbody> <tr> <td>1</td> <td>5459.40</td> <td>50.35</td> <td>54.00</td> <td>-3.65</td> <td>35.42</td> <td>32.80</td> <td>11.48</td> <td>29.35</td> <td>0.00</td> <td>359</td> <td>138 AVERAGE</td> </tr> </tbody> </table>	Peak	Freq (MHz)	Level (dBuV/m)	Line Margin (dB)	Read Level (dBuV/m)	Ant Loss (dB/m)	Cable Loss (dB)	Preamp Loss (dB)	Aux Loss (dB)	APos (cm)	TPos (deg)	Remark	1	5459.40	50.35	54.00	-3.65	35.42	32.80	11.48	29.35	0.00	359	138 AVERAGE	 <p>Level (dBuV/m) vs Frequency (MHz) plot for Fundamental polarization. The y-axis ranges from 0 to 140 dBuV/m, and the x-axis ranges from 1000 to 7000 MHz. A red horizontal line is at 52.5 dBuV/m. A blue trace shows a signal rising from ~40 dBuV/m at 1000 MHz to ~60 dBuV/m at 5000 MHz, then dropping sharply. A single peak is marked with '1' at approximately 5550 MHz.</p> <p>Site : 03CH16-HY Condition: AVG_54 3m 91200-1522_240328 HORIZONTAL : RBW:1000.000kHz VBW:3000.000kHz SWT:Auto</p> <table border="1"> <thead> <tr> <th>Peak</th> <th>Freq (MHz)</th> <th>Level (dBuV/m)</th> <th>Line Margin (dB)</th> <th>Read Level (dBuV/m)</th> <th>Ant Loss (dB/m)</th> <th>Cable Loss (dB)</th> <th>Preamp Loss (dB)</th> <th>Aux Loss (dB)</th> <th>APos (cm)</th> <th>TPos (deg)</th> <th>Remark</th> </tr> </thead> <tbody> <tr> <td>1</td> <td>5550.00</td> <td>105.71</td> <td>-----</td> <td>90.70</td> <td>32.80</td> <td>11.57</td> <td>29.36</td> <td>0.00</td> <td>359</td> <td>138</td> <td>AVERAGE</td> </tr> </tbody> </table>	Peak	Freq (MHz)	Level (dBuV/m)	Line Margin (dB)	Read Level (dBuV/m)	Ant Loss (dB/m)	Cable Loss (dB)	Preamp Loss (dB)	Aux Loss (dB)	APos (cm)	TPos (deg)	Remark	1	5550.00	105.71	-----	90.70	32.80	11.57	29.36	0.00	359	138	AVERAGE												
	Peak	Freq (MHz)	Level (dBuV/m)	Line Margin (dB)	Read Level (dBuV/m)	Ant Loss (dB/m)	Cable Loss (dB)	Preamp Loss (dB)	Aux Loss (dB)	APos (cm)	TPos (deg)	Remark																																																		
1	5459.40	50.35	54.00	-3.65	35.42	32.80	11.48	29.35	0.00	359	138 AVERAGE																																																			
Peak	Freq (MHz)	Level (dBuV/m)	Line Margin (dB)	Read Level (dBuV/m)	Ant Loss (dB/m)	Cable Loss (dB)	Preamp Loss (dB)	Aux Loss (dB)	APos (cm)	TPos (deg)	Remark																																																			
1	5550.00	105.71	-----	90.70	32.80	11.57	29.36	0.00	359	138	AVERAGE																																																			



Mode	117																																									
	Band Edge - R																																									
	U-NII-2C_5.47-5.725_802.11ac VHT40_CH110_5550MHz																																									
ANT	0																																									
Pol.	Horizontal	Fundamental																																								
Peak	<p>Site : 03CH16-HY            Condition: PEAK_BE(U-NII)_B3 3m 91200-1522_240328 HORIZONTAL            : RBW:1000.000kHz VBW:3000.000kHz SMT:Auto</p> <table border="1"> <thead> <tr> <th>Limit</th> <th>Read</th> <th>Ant</th> <th>Cable</th> <th>Preamp</th> <th>Aux</th> <th>APos</th> <th>TPos</th> <th>Remark</th> </tr> <tr> <th>Freq</th> <th>Level</th> <th>Line Margin</th> <th>Level</th> <th>Factor</th> <th>Loss Factor</th> <th>Factor</th> <th></th> <th></th> </tr> <tr> <th>MHz</th> <th>dBuV/m</th> <th>dBuV/m</th> <th>dB</th> <th>dBuV</th> <th>dB/m</th> <th>dB</th> <th>dB</th> <th>cm</th> <th>deg</th> </tr> </thead> <tbody> <tr> <td>1 5733.61</td> <td>55.78</td> <td>68.20</td> <td>-12.42</td> <td>39.92</td> <td>33.47</td> <td>11.79</td> <td>29.40</td> <td>0.00</td> <td>359</td> <td>138</td> <td>PEAK</td> </tr> </tbody> </table>	Limit	Read	Ant	Cable	Preamp	Aux	APos	TPos	Remark	Freq	Level	Line Margin	Level	Factor	Loss Factor	Factor			MHz	dBuV/m	dBuV/m	dB	dBuV	dB/m	dB	dB	cm	deg	1 5733.61	55.78	68.20	-12.42	39.92	33.47	11.79	29.40	0.00	359	138	PEAK	Blank
Limit	Read	Ant	Cable	Preamp	Aux	APos	TPos	Remark																																		
Freq	Level	Line Margin	Level	Factor	Loss Factor	Factor																																				
MHz	dBuV/m	dBuV/m	dB	dBuV	dB/m	dB	dB	cm	deg																																	
1 5733.61	55.78	68.20	-12.42	39.92	33.47	11.79	29.40	0.00	359	138	PEAK																															





		117																																																																																																			
Mode	Band Edge - L																																																																																																				
	U-NII-2C_5.47-5.725_802.11ac VHT40_CH110_5550MHz																																																																																																				
ANT	0																																																																																																				
Pol.	Vertical	Fundamental																																																																																																			
Peak	<p>Site : 03CH16-HY Condition: PEAK_BE(UNII)_B3 3m 91200-1522_240328 VERTICAL : RBW:1000.000kHz VBW:3000.000kHz SWT:Auto</p> <table border="1"> <thead> <tr> <th></th> <th>Limit</th> <th>Read</th> <th>Ant</th> <th>Cable</th> <th>Preamp</th> <th>Aux</th> <th>APos</th> <th>TPos</th> <th></th> </tr> <tr> <th>Freq</th> <th>Level</th> <th>Line Margin</th> <th>Level</th> <th>Factor</th> <th>Loss</th> <th>Factor</th> <th>Factor</th> <th>cm</th> <th>deg</th> </tr> <tr> <th></th> <th>MHz</th> <th>dBuV/m</th> <th>dBuV/m</th> <th>dB</th> <th>dB</th> <th>dB/m</th> <th>dB</th> <th>dB</th> <th>deg</th> </tr> </thead> <tbody> <tr> <td>1</td> <td>5416.20</td> <td>62.15</td> <td>74.00</td> <td>-11.85</td> <td>47.28</td> <td>32.80</td> <td>11.43</td> <td>29.36</td> <td>0.00</td> <td>105</td> <td>99</td> <td>PEAK</td> </tr> <tr> <td>2</td> <td>5464.40</td> <td>62.69</td> <td>68.20</td> <td>-5.51</td> <td>47.75</td> <td>32.80</td> <td>11.49</td> <td>29.35</td> <td>0.00</td> <td>105</td> <td>99</td> <td>PEAK</td> </tr> </tbody> </table>		Limit	Read	Ant	Cable	Preamp	Aux	APos	TPos		Freq	Level	Line Margin	Level	Factor	Loss	Factor	Factor	cm	deg		MHz	dBuV/m	dBuV/m	dB	dB	dB/m	dB	dB	deg	1	5416.20	62.15	74.00	-11.85	47.28	32.80	11.43	29.36	0.00	105	99	PEAK	2	5464.40	62.69	68.20	-5.51	47.75	32.80	11.49	29.35	0.00	105	99	PEAK	<p>Site : 03CH16-HY Condition: PEAK(UNII) 3m 91200-1522_240328 VERTICAL : RBW:1000.000kHz VBW:3000.000kHz SWT:Auto</p> <table border="1"> <thead> <tr> <th></th> <th>Limit</th> <th>Read</th> <th>Ant</th> <th>Cable</th> <th>Preamp</th> <th>Aux</th> <th>APos</th> <th>TPos</th> <th></th> </tr> <tr> <th>Freq</th> <th>Level</th> <th>Line Margin</th> <th>Level</th> <th>Factor</th> <th>Loss</th> <th>Factor</th> <th>Factor</th> <th>cm</th> <th>deg</th> </tr> <tr> <th></th> <th>MHz</th> <th>dBuV/m</th> <th>dBuV/m</th> <th>dB</th> <th>dB</th> <th>dB/m</th> <th>dB</th> <th>dB</th> <th>deg</th> </tr> </thead> <tbody> <tr> <td>1</td> <td>5550.00</td> <td>115.84</td> <td>-----</td> <td>-----</td> <td>100.82</td> <td>32.80</td> <td>11.58</td> <td>29.36</td> <td>0.00</td> <td>105</td> <td>99</td> <td>PEAK</td> </tr> </tbody> </table>		Limit	Read	Ant	Cable	Preamp	Aux	APos	TPos		Freq	Level	Line Margin	Level	Factor	Loss	Factor	Factor	cm	deg		MHz	dBuV/m	dBuV/m	dB	dB	dB/m	dB	dB	deg	1	5550.00	115.84	-----	-----	100.82	32.80	11.58	29.36	0.00	105	99	PEAK
		Limit	Read	Ant	Cable	Preamp	Aux	APos	TPos																																																																																												
Freq	Level	Line Margin	Level	Factor	Loss	Factor	Factor	cm	deg																																																																																												
	MHz	dBuV/m	dBuV/m	dB	dB	dB/m	dB	dB	deg																																																																																												
1	5416.20	62.15	74.00	-11.85	47.28	32.80	11.43	29.36	0.00	105	99	PEAK																																																																																									
2	5464.40	62.69	68.20	-5.51	47.75	32.80	11.49	29.35	0.00	105	99	PEAK																																																																																									
	Limit	Read	Ant	Cable	Preamp	Aux	APos	TPos																																																																																													
Freq	Level	Line Margin	Level	Factor	Loss	Factor	Factor	cm	deg																																																																																												
	MHz	dBuV/m	dBuV/m	dB	dB	dB/m	dB	dB	deg																																																																																												
1	5550.00	115.84	-----	-----	100.82	32.80	11.58	29.36	0.00	105	99	PEAK																																																																																									
Avg	<p>Site : 03CH16-HY Condition: AVG_BE(UNII)_B3 3m 91200-1522_240328 VERTICAL : RBW:1000.000kHz VBW:3000.000kHz SWT:Auto</p> <table border="1"> <thead> <tr> <th></th> <th>Limit</th> <th>Read</th> <th>Ant</th> <th>Cable</th> <th>Preamp</th> <th>Aux</th> <th>APos</th> <th>TPos</th> <th></th> </tr> <tr> <th>Freq</th> <th>Level</th> <th>Line Margin</th> <th>Level</th> <th>Factor</th> <th>Loss</th> <th>Factor</th> <th>Factor</th> <th>cm</th> <th>deg</th> </tr> <tr> <th></th> <th>MHz</th> <th>dBuV/m</th> <th>dBuV/m</th> <th>dB</th> <th>dB</th> <th>dB/m</th> <th>dB</th> <th>dB</th> <th>deg</th> </tr> </thead> <tbody> <tr> <td>1</td> <td>5457.20</td> <td>52.16</td> <td>54.00</td> <td>-1.84</td> <td>37.24</td> <td>32.80</td> <td>11.48</td> <td>29.36</td> <td>0.00</td> <td>105</td> <td>99</td> <td>AVERAGE</td> </tr> </tbody> </table>		Limit	Read	Ant	Cable	Preamp	Aux	APos	TPos		Freq	Level	Line Margin	Level	Factor	Loss	Factor	Factor	cm	deg		MHz	dBuV/m	dBuV/m	dB	dB	dB/m	dB	dB	deg	1	5457.20	52.16	54.00	-1.84	37.24	32.80	11.48	29.36	0.00	105	99	AVERAGE	<p>Site : 03CH16-HY Condition: AVG_54 3m 91200-1522_240328 VERTICAL : RBW:1000.000kHz VBW:3000.000kHz SWT:Auto</p> <table border="1"> <thead> <tr> <th></th> <th>Limit</th> <th>Read</th> <th>Ant</th> <th>Cable</th> <th>Preamp</th> <th>Aux</th> <th>APos</th> <th>TPos</th> <th></th> </tr> <tr> <th>Freq</th> <th>Level</th> <th>Line Margin</th> <th>Level</th> <th>Factor</th> <th>Loss</th> <th>Factor</th> <th>Factor</th> <th>cm</th> <th>deg</th> </tr> <tr> <th></th> <th>MHz</th> <th>dBuV/m</th> <th>dBuV/m</th> <th>dB</th> <th>dB</th> <th>dB/m</th> <th>dB</th> <th>dB</th> <th>deg</th> </tr> </thead> <tbody> <tr> <td>1</td> <td>5550.00</td> <td>108.76</td> <td>-----</td> <td>-----</td> <td>93.75</td> <td>32.80</td> <td>11.57</td> <td>29.36</td> <td>0.00</td> <td>105</td> <td>99</td> <td>AVERAGE</td> </tr> </tbody> </table>		Limit	Read	Ant	Cable	Preamp	Aux	APos	TPos		Freq	Level	Line Margin	Level	Factor	Loss	Factor	Factor	cm	deg		MHz	dBuV/m	dBuV/m	dB	dB	dB/m	dB	dB	deg	1	5550.00	108.76	-----	-----	93.75	32.80	11.57	29.36	0.00	105	99	AVERAGE													
		Limit	Read	Ant	Cable	Preamp	Aux	APos	TPos																																																																																												
Freq	Level	Line Margin	Level	Factor	Loss	Factor	Factor	cm	deg																																																																																												
	MHz	dBuV/m	dBuV/m	dB	dB	dB/m	dB	dB	deg																																																																																												
1	5457.20	52.16	54.00	-1.84	37.24	32.80	11.48	29.36	0.00	105	99	AVERAGE																																																																																									
	Limit	Read	Ant	Cable	Preamp	Aux	APos	TPos																																																																																													
Freq	Level	Line Margin	Level	Factor	Loss	Factor	Factor	cm	deg																																																																																												
	MHz	dBuV/m	dBuV/m	dB	dB	dB/m	dB	dB	deg																																																																																												
1	5550.00	108.76	-----	-----	93.75	32.80	11.57	29.36	0.00	105	99	AVERAGE																																																																																									



Mode	117																																									
	Band Edge - R																																									
	U-NII-2C_5.47-5.725_802.11ac VHT40_CH110_5550MHz																																									
ANT	0																																									
Pol.	Vertical	Fundamental																																								
Peak	<p>Site : 03CH16-HY          Condition: PEAK_BE(UNII)_B3 3m 91200-1522_240328 VERTICAL          : RBW:1000.000kHz VBW:3000.000kHz SMT:Auto</p> <table border="1"> <thead> <tr> <th>Limit</th> <th>Read</th> <th>Ant</th> <th>Cable</th> <th>Preamp</th> <th>Aux</th> <th>APos</th> <th>TPos</th> <th>Remark</th> </tr> <tr> <th>Freq</th> <th>Level</th> <th>Line Margin</th> <th>Level Factor</th> <th>Loss Factor</th> <th>Loss Factor</th> <th>Factor</th> <th>cm</th> <th>deg</th> </tr> <tr> <th>MHz</th> <th>dBuV/m</th> <th>dBuV/m</th> <th>dB</th> <th>dBuV</th> <th>dB/m</th> <th>dB</th> <th>dB</th> <th>cm</th> <th>deg</th> </tr> </thead> <tbody> <tr> <td>1 5742.64</td> <td>56.80</td> <td>68.20</td> <td>-11.40</td> <td>40.91</td> <td>33.49</td> <td>11.80</td> <td>29.40</td> <td>0.00</td> <td>105</td> <td>99</td> <td>PEAK</td> </tr> </tbody> </table>	Limit	Read	Ant	Cable	Preamp	Aux	APos	TPos	Remark	Freq	Level	Line Margin	Level Factor	Loss Factor	Loss Factor	Factor	cm	deg	MHz	dBuV/m	dBuV/m	dB	dBuV	dB/m	dB	dB	cm	deg	1 5742.64	56.80	68.20	-11.40	40.91	33.49	11.80	29.40	0.00	105	99	PEAK	Blank
Limit	Read	Ant	Cable	Preamp	Aux	APos	TPos	Remark																																		
Freq	Level	Line Margin	Level Factor	Loss Factor	Loss Factor	Factor	cm	deg																																		
MHz	dBuV/m	dBuV/m	dB	dBuV	dB/m	dB	dB	cm	deg																																	
1 5742.64	56.80	68.20	-11.40	40.91	33.49	11.80	29.40	0.00	105	99	PEAK																															



Mode	117																																																																																																											
	Harmonic																																																																																																											
	U-NII-2C_5.47-5.725_802.11ac_VHT40_CH110_5550MHz																																																																																																											
ANT	0																																																																																																											
Pol.	Horizontal	Vertical																																																																																																										
Peak Avg	<p>Site : 03CH16-HY Condition: PEAK(UNII) 3m 91200-1522_240328 HORIZONTAL</p> <table border="1"> <thead> <tr> <th>Limit</th> <th>Read</th> <th>Ant</th> <th>Cable</th> <th>Preamp</th> <th>Aux</th> <th>APos</th> <th>TPos</th> <th>Remark</th> </tr> <tr> <th>Freq</th> <th>Level</th> <th>Line</th> <th>Margin</th> <th>Level</th> <th>Factor</th> <th>Loss</th> <th>Factor</th> <th>Factor</th> </tr> <tr> <th>MHz</th> <th>dBuV/m</th> <th>dBuV/m</th> <th>dB</th> <th>dBuV</th> <th>dB/m</th> <th>dB</th> <th>dB</th> <th>dB</th> </tr> </thead> <tbody> <tr> <td>1</td> <td>11100.00</td> <td>46.85</td> <td>74.00</td> <td>-27.15</td> <td>56.79</td> <td>38.70</td> <td>16.39</td> <td>65.67</td> <td>0.64</td> <td>--</td> <td>--</td> <td>PEAK</td> </tr> <tr> <td>2</td> <td>16650.00</td> <td>48.12</td> <td>68.20</td> <td>-20.08</td> <td>55.43</td> <td>38.30</td> <td>20.35</td> <td>66.60</td> <td>0.64</td> <td>--</td> <td>--</td> <td>PEAK</td> </tr> </tbody> </table>	Limit	Read	Ant	Cable	Preamp	Aux	APos	TPos	Remark	Freq	Level	Line	Margin	Level	Factor	Loss	Factor	Factor	MHz	dBuV/m	dBuV/m	dB	dBuV	dB/m	dB	dB	dB	1	11100.00	46.85	74.00	-27.15	56.79	38.70	16.39	65.67	0.64	--	--	PEAK	2	16650.00	48.12	68.20	-20.08	55.43	38.30	20.35	66.60	0.64	--	--	PEAK	<p>Site : 03CH16-HY Condition: PEAK(UNII) 3m 91200-1522_240328 VERTICAL</p> <table border="1"> <thead> <tr> <th>Limit</th> <th>Read</th> <th>Ant</th> <th>Cable</th> <th>Preamp</th> <th>Aux</th> <th>APos</th> <th>TPos</th> <th>Remark</th> </tr> <tr> <th>Freq</th> <th>Level</th> <th>Line</th> <th>Margin</th> <th>Level</th> <th>Factor</th> <th>Loss</th> <th>Factor</th> <th>Factor</th> </tr> <tr> <th>MHz</th> <th>dBuV/m</th> <th>dBuV/m</th> <th>dB</th> <th>dBuV</th> <th>dB/m</th> <th>dB</th> <th>dB</th> <th>dB</th> </tr> </thead> <tbody> <tr> <td>1</td> <td>11100.00</td> <td>47.09</td> <td>74.00</td> <td>-26.91</td> <td>57.03</td> <td>38.70</td> <td>16.39</td> <td>65.67</td> <td>0.64</td> <td>--</td> <td>--</td> <td>PEAK</td> </tr> <tr> <td>2</td> <td>16650.00</td> <td>48.42</td> <td>68.20</td> <td>-19.78</td> <td>55.73</td> <td>38.30</td> <td>20.35</td> <td>66.60</td> <td>0.64</td> <td>--</td> <td>--</td> <td>PEAK</td> </tr> </tbody> </table>	Limit	Read	Ant	Cable	Preamp	Aux	APos	TPos	Remark	Freq	Level	Line	Margin	Level	Factor	Loss	Factor	Factor	MHz	dBuV/m	dBuV/m	dB	dBuV	dB/m	dB	dB	dB	1	11100.00	47.09	74.00	-26.91	57.03	38.70	16.39	65.67	0.64	--	--	PEAK	2	16650.00	48.42	68.20	-19.78	55.73	38.30	20.35	66.60	0.64	--	--	PEAK
	Limit	Read	Ant	Cable	Preamp	Aux	APos	TPos	Remark																																																																																																			
Freq	Level	Line	Margin	Level	Factor	Loss	Factor	Factor																																																																																																				
MHz	dBuV/m	dBuV/m	dB	dBuV	dB/m	dB	dB	dB																																																																																																				
1	11100.00	46.85	74.00	-27.15	56.79	38.70	16.39	65.67	0.64	--	--	PEAK																																																																																																
2	16650.00	48.12	68.20	-20.08	55.43	38.30	20.35	66.60	0.64	--	--	PEAK																																																																																																
Limit	Read	Ant	Cable	Preamp	Aux	APos	TPos	Remark																																																																																																				
Freq	Level	Line	Margin	Level	Factor	Loss	Factor	Factor																																																																																																				
MHz	dBuV/m	dBuV/m	dB	dBuV	dB/m	dB	dB	dB																																																																																																				
1	11100.00	47.09	74.00	-26.91	57.03	38.70	16.39	65.67	0.64	--	--	PEAK																																																																																																
2	16650.00	48.42	68.20	-19.78	55.73	38.30	20.35	66.60	0.64	--	--	PEAK																																																																																																



	<b>117</b>	
<b>Mode</b>	<b>Harmonic</b>	
	<b>U-NII-2C_5.47-5.725_802.11ac_VHT40_CH110_5550MHz</b>	
<b>ANT</b>	<b>0</b>	
<b>Pol.</b>	<b>Horizontal</b>	<b>Vertical</b>
<b>14.47G</b> <b>~14.5G</b> <b>Avg</b>	<p>Site : 03CH16-HY Condition: AVG_54 3m 91280-1522_240328 HORIZONTAL</p>	<p>Site : 03CH16-HY Condition: AVG_54 3m 91280-1522_240328 VERTICAL</p>
	<b>17.7G</b> <b>~18G</b> <b>Avg</b>	<p>Site : 03CH16-HY Condition: AVG_54 3m 91280-1522_240328 HORIZONTAL</p>



<b>118</b>																																																					
<b>Mode</b>	<b>Band Edge - L</b>																																																				
<b>U-NII-2C_5.47-5.725_802.11ac_VHT40_CH134_5670MHz</b>																																																					
<b>ANT</b>	<b>0</b>																																																				
<b>Pol.</b>	<b>Horizontal</b>																																																				
<b>Peak</b>	<p>Site : 03CH16-HY Condition: PEAK_BE(UNII)_B3 3m 91200-1522_240328 HORIZONTAL : RBW:1000.000kHz VBW:3000.000kHz SWT:Auto</p> <table border="1"> <thead> <tr> <th>Peak</th> <th>Freq</th> <th>Level</th> <th>Limit</th> <th>Line Margin</th> <th>Read Level</th> <th>Ant Factor</th> <th>Cable Loss</th> <th>Preamp</th> <th>Aux</th> <th>APos</th> <th>TPos</th> <th>Remark</th> </tr> <tr> <th></th> <th>MHz</th> <th>dBuV/m</th> <th>dBuV/m</th> <th>dB</th> <th>dBuV</th> <th>dB/m</th> <th>dB</th> <th>dB</th> <th>dB</th> <th>cm</th> <th>deg</th> <th></th> </tr> </thead> <tbody> <tr> <td>1</td> <td>5384.88</td> <td>55.04</td> <td>74.00</td> <td>-18.96</td> <td>40.20</td> <td>32.80</td> <td>11.40</td> <td>29.36</td> <td>0.00</td> <td>371</td> <td>143</td> <td>PEAK</td> </tr> <tr> <td>2</td> <td>5466.48</td> <td>54.10</td> <td>68.20</td> <td>-14.10</td> <td>39.16</td> <td>32.80</td> <td>11.49</td> <td>29.35</td> <td>0.00</td> <td>371</td> <td>143</td> <td>PEAK</td> </tr> </tbody> </table>	Peak	Freq	Level	Limit	Line Margin	Read Level	Ant Factor	Cable Loss	Preamp	Aux	APos	TPos	Remark		MHz	dBuV/m	dBuV/m	dB	dBuV	dB/m	dB	dB	dB	cm	deg		1	5384.88	55.04	74.00	-18.96	40.20	32.80	11.40	29.36	0.00	371	143	PEAK	2	5466.48	54.10	68.20	-14.10	39.16	32.80	11.49	29.35	0.00	371	143	PEAK
	Peak	Freq	Level	Limit	Line Margin	Read Level	Ant Factor	Cable Loss	Preamp	Aux	APos	TPos	Remark																																								
	MHz	dBuV/m	dBuV/m	dB	dBuV	dB/m	dB	dB	dB	cm	deg																																										
1	5384.88	55.04	74.00	-18.96	40.20	32.80	11.40	29.36	0.00	371	143	PEAK																																									
2	5466.48	54.10	68.20	-14.10	39.16	32.80	11.49	29.35	0.00	371	143	PEAK																																									
<p>Site : 03CH16-HY Condition: PEAK(UNII) 3m 91200-1522_240328 HORIZONTAL : RBW:1000.000kHz VBW:3000.000kHz SWT:Auto</p> <table border="1"> <thead> <tr> <th>Peak</th> <th>Freq</th> <th>Level</th> <th>Limit</th> <th>Line Margin</th> <th>Read Level</th> <th>Ant Factor</th> <th>Cable Loss</th> <th>Preamp</th> <th>Aux</th> <th>APos</th> <th>TPos</th> <th>Remark</th> </tr> <tr> <th></th> <th>MHz</th> <th>dBuV/m</th> <th>dBuV/m</th> <th>dB</th> <th>dBuV</th> <th>dB/m</th> <th>dB</th> <th>dB</th> <th>dB</th> <th>cm</th> <th>deg</th> <th></th> </tr> </thead> <tbody> <tr> <td>1</td> <td>5670.00</td> <td>114.15</td> <td>-----</td> <td>-----</td> <td>98.51</td> <td>33.29</td> <td>11.74</td> <td>29.39</td> <td>0.00</td> <td>371</td> <td>143</td> <td>PEAK</td> </tr> </tbody> </table>	Peak	Freq	Level	Limit	Line Margin	Read Level	Ant Factor	Cable Loss	Preamp	Aux	APos	TPos	Remark		MHz	dBuV/m	dBuV/m	dB	dBuV	dB/m	dB	dB	dB	cm	deg		1	5670.00	114.15	-----	-----	98.51	33.29	11.74	29.39	0.00	371	143	PEAK														
Peak	Freq	Level	Limit	Line Margin	Read Level	Ant Factor	Cable Loss	Preamp	Aux	APos	TPos	Remark																																									
	MHz	dBuV/m	dBuV/m	dB	dBuV	dB/m	dB	dB	dB	cm	deg																																										
1	5670.00	114.15	-----	-----	98.51	33.29	11.74	29.39	0.00	371	143	PEAK																																									
<b>Avg</b>	<p>Site : 03CH16-HY Condition: AVG_BE(UNII)_B3 3m 91200-1522_240328 HORIZONTAL : RBW:1000.000kHz VBW:3000.000kHz SWT:Auto</p> <table border="1"> <thead> <tr> <th>Avg</th> <th>Freq</th> <th>Level</th> <th>Limit</th> <th>Line Margin</th> <th>Read Level</th> <th>Ant Factor</th> <th>Cable Loss</th> <th>Preamp</th> <th>Aux</th> <th>APos</th> <th>TPos</th> <th>Remark</th> </tr> <tr> <th></th> <th>MHz</th> <th>dBuV/m</th> <th>dBuV/m</th> <th>dB</th> <th>dBuV</th> <th>dB/m</th> <th>dB</th> <th>dB</th> <th>dB</th> <th>cm</th> <th>deg</th> <th></th> </tr> </thead> <tbody> <tr> <td>1</td> <td>5446.32</td> <td>45.31</td> <td>54.00</td> <td>-8.69</td> <td>30.40</td> <td>32.80</td> <td>11.47</td> <td>29.36</td> <td>0.00</td> <td>371</td> <td>143</td> <td>AVERAGE</td> </tr> </tbody> </table>	Avg	Freq	Level	Limit	Line Margin	Read Level	Ant Factor	Cable Loss	Preamp	Aux	APos	TPos	Remark		MHz	dBuV/m	dBuV/m	dB	dBuV	dB/m	dB	dB	dB	cm	deg		1	5446.32	45.31	54.00	-8.69	30.40	32.80	11.47	29.36	0.00	371	143	AVERAGE													
	Avg	Freq	Level	Limit	Line Margin	Read Level	Ant Factor	Cable Loss	Preamp	Aux	APos	TPos	Remark																																								
	MHz	dBuV/m	dBuV/m	dB	dBuV	dB/m	dB	dB	dB	cm	deg																																										
1	5446.32	45.31	54.00	-8.69	30.40	32.80	11.47	29.36	0.00	371	143	AVERAGE																																									
<p>Site : 03CH16-HY Condition: AVG_54 3m 91200-1522_240328 HORIZONTAL : RBW:1000.000kHz VBW:3000.000kHz SWT:Auto</p> <table border="1"> <thead> <tr> <th>Avg</th> <th>Freq</th> <th>Level</th> <th>Limit</th> <th>Line Margin</th> <th>Read Level</th> <th>Ant Factor</th> <th>Cable Loss</th> <th>Preamp</th> <th>Aux</th> <th>APos</th> <th>TPos</th> <th>Remark</th> </tr> <tr> <th></th> <th>MHz</th> <th>dBuV/m</th> <th>dBuV/m</th> <th>dB</th> <th>dBuV</th> <th>dB/m</th> <th>dB</th> <th>dB</th> <th>dB</th> <th>cm</th> <th>deg</th> <th></th> </tr> </thead> <tbody> <tr> <td>1</td> <td>5670.00</td> <td>106.16</td> <td>-----</td> <td>-----</td> <td>90.58</td> <td>33.24</td> <td>11.73</td> <td>29.39</td> <td>0.00</td> <td>371</td> <td>143</td> <td>AVERAGE</td> </tr> </tbody> </table>	Avg	Freq	Level	Limit	Line Margin	Read Level	Ant Factor	Cable Loss	Preamp	Aux	APos	TPos	Remark		MHz	dBuV/m	dBuV/m	dB	dBuV	dB/m	dB	dB	dB	cm	deg		1	5670.00	106.16	-----	-----	90.58	33.24	11.73	29.39	0.00	371	143	AVERAGE														
Avg	Freq	Level	Limit	Line Margin	Read Level	Ant Factor	Cable Loss	Preamp	Aux	APos	TPos	Remark																																									
	MHz	dBuV/m	dBuV/m	dB	dBuV	dB/m	dB	dB	dB	cm	deg																																										
1	5670.00	106.16	-----	-----	90.58	33.24	11.73	29.39	0.00	371	143	AVERAGE																																									



Mode	118																																							
	Band Edge - R																																							
	U-NII-2C_5.47-5.725_802.11ac VHT40_CH134_5670MHz																																							
ANT	0																																							
Pol.	Horizontal	Fundamental																																						
Peak	<p>Site : 03CH16-HY            Condition: PEAK_BE(U-NII)_B3 3m 91200-1522_240328 HORIZONTAL            : RBW:1000.000kHz VBW:3000.000kHz SMT:Auto</p> <table border="1"> <thead> <tr> <th>Limit</th> <th>Read</th> <th>Ant</th> <th>Cable</th> <th>Preamp</th> <th>Aux</th> <th>APos</th> <th>TPos</th> <th>Remark</th> </tr> <tr> <th>Freq</th> <th>Level</th> <th>Line</th> <th>Margin</th> <th>Level</th> <th>Factor</th> <th>Loss</th> <th>Factor</th> <th>Factor</th> </tr> <tr> <th>MHz</th> <th>dBuV/m</th> <th>dBuV/m</th> <th>dB</th> <th>dBuV</th> <th>dB/m</th> <th>dB</th> <th>dB</th> <th>cm</th> <th>deg</th> </tr> </thead> <tbody> <tr> <td>1 5726.53</td> <td>59.78</td> <td>68.20</td> <td>-8.42</td> <td>43.95</td> <td>33.45</td> <td>11.78</td> <td>29.40</td> <td>0.00</td> <td>371 143 PEAK</td> </tr> </tbody> </table>	Limit	Read	Ant	Cable	Preamp	Aux	APos	TPos	Remark	Freq	Level	Line	Margin	Level	Factor	Loss	Factor	Factor	MHz	dBuV/m	dBuV/m	dB	dBuV	dB/m	dB	dB	cm	deg	1 5726.53	59.78	68.20	-8.42	43.95	33.45	11.78	29.40	0.00	371 143 PEAK	Blank
Limit	Read	Ant	Cable	Preamp	Aux	APos	TPos	Remark																																
Freq	Level	Line	Margin	Level	Factor	Loss	Factor	Factor																																
MHz	dBuV/m	dBuV/m	dB	dBuV	dB/m	dB	dB	cm	deg																															
1 5726.53	59.78	68.20	-8.42	43.95	33.45	11.78	29.40	0.00	371 143 PEAK																															



		<b>118</b>																																																																																																					
<b>Mode</b>	<b>Band Edge - L</b>																																																																																																						
	<b>U-NII-2C_5.47-5.725_802.11ac VHT40_CH134_5670MHz</b>																																																																																																						
<b>ANT</b>	<b>0</b>																																																																																																						
<b>Pol.</b>	<b>Vertical</b>	<b>Fundamental</b>																																																																																																					
<b>Peak</b>	<p>Site : 03CH16-HY Condition: PEAK_BE(UNII)_B3 3m 91200-1522_240328 VERTICAL : RBW:1000.000kHz VBW:3000.000kHz SWT:Auto</p> <table border="1"> <thead> <tr> <th></th> <th>Limit</th> <th>Read</th> <th>Ant</th> <th>Cable</th> <th>Preamp</th> <th>Aux</th> <th>APos</th> <th>TPos</th> <th>Remark</th> </tr> <tr> <th>Freq</th> <th>Level</th> <th>Line Margin</th> <th>Level</th> <th>Factor</th> <th>Loss</th> <th>Factor</th> <th>Factor</th> <th>cm</th> <th>deg</th> </tr> <tr> <th></th> <th>MHz</th> <th>dBuV/m</th> <th>dBuV/m</th> <th>dB</th> <th>dBuV</th> <th>dB/m</th> <th>dB</th> <th>dB</th> <th>cm</th> <th>deg</th> </tr> </thead> <tbody> <tr> <td>1</td> <td>5391.28</td> <td>55.42</td> <td>74.00</td> <td>-18.58</td> <td>40.58</td> <td>32.80</td> <td>11.40</td> <td>29.36</td> <td>0.00</td> <td>100</td> <td>102</td> <td>PEAK</td> </tr> <tr> <td>2</td> <td>5465.52</td> <td>55.93</td> <td>68.20</td> <td>-12.27</td> <td>40.99</td> <td>32.80</td> <td>11.49</td> <td>29.35</td> <td>0.00</td> <td>100</td> <td>102</td> <td>PEAK</td> </tr> </tbody> </table>		Limit	Read	Ant	Cable	Preamp	Aux	APos	TPos	Remark	Freq	Level	Line Margin	Level	Factor	Loss	Factor	Factor	cm	deg		MHz	dBuV/m	dBuV/m	dB	dBuV	dB/m	dB	dB	cm	deg	1	5391.28	55.42	74.00	-18.58	40.58	32.80	11.40	29.36	0.00	100	102	PEAK	2	5465.52	55.93	68.20	-12.27	40.99	32.80	11.49	29.35	0.00	100	102	PEAK	<p>Site : 03CH16-HY Condition: PEAK(UNII) 3m 91200-1522_240328 VERTICAL : RBW:1000.000kHz VBW:3000.000kHz SWT:Auto</p> <table border="1"> <thead> <tr> <th></th> <th>Limit</th> <th>Read</th> <th>Ant</th> <th>Cable</th> <th>Preamp</th> <th>Aux</th> <th>APos</th> <th>TPos</th> <th>Remark</th> </tr> <tr> <th>Freq</th> <th>Level</th> <th>Line Margin</th> <th>Level</th> <th>Factor</th> <th>Loss</th> <th>Factor</th> <th>Factor</th> <th>cm</th> <th>deg</th> </tr> <tr> <th></th> <th>MHz</th> <th>dBuV/m</th> <th>dBuV/m</th> <th>dB</th> <th>dBuV</th> <th>dB/m</th> <th>dB</th> <th>dB</th> <th>cm</th> <th>deg</th> </tr> </thead> <tbody> <tr> <td>1</td> <td>5670.00</td> <td>116.91</td> <td>-----</td> <td>-----</td> <td>101.37</td> <td>33.19</td> <td>11.73</td> <td>29.38</td> <td>0.00</td> <td>100</td> <td>102</td> <td>PEAK</td> </tr> </tbody> </table>		Limit	Read	Ant	Cable	Preamp	Aux	APos	TPos	Remark	Freq	Level	Line Margin	Level	Factor	Loss	Factor	Factor	cm	deg		MHz	dBuV/m	dBuV/m	dB	dBuV	dB/m	dB	dB	cm	deg	1	5670.00	116.91	-----	-----	101.37	33.19	11.73	29.38	0.00	100	102	PEAK
		Limit	Read	Ant	Cable	Preamp	Aux	APos	TPos	Remark																																																																																													
Freq	Level	Line Margin	Level	Factor	Loss	Factor	Factor	cm	deg																																																																																														
	MHz	dBuV/m	dBuV/m	dB	dBuV	dB/m	dB	dB	cm	deg																																																																																													
1	5391.28	55.42	74.00	-18.58	40.58	32.80	11.40	29.36	0.00	100	102	PEAK																																																																																											
2	5465.52	55.93	68.20	-12.27	40.99	32.80	11.49	29.35	0.00	100	102	PEAK																																																																																											
	Limit	Read	Ant	Cable	Preamp	Aux	APos	TPos	Remark																																																																																														
Freq	Level	Line Margin	Level	Factor	Loss	Factor	Factor	cm	deg																																																																																														
	MHz	dBuV/m	dBuV/m	dB	dBuV	dB/m	dB	dB	cm	deg																																																																																													
1	5670.00	116.91	-----	-----	101.37	33.19	11.73	29.38	0.00	100	102	PEAK																																																																																											
<b>Avg</b>	<p>Site : 03CH16-HY Condition: AVG_BE(UNII)_B3 3m 91200-1522_240328 VERTICAL : RBW:1000.000kHz VBW:3000.000kHz SWT:Auto</p> <table border="1"> <thead> <tr> <th></th> <th>Limit</th> <th>Read</th> <th>Ant</th> <th>Cable</th> <th>Preamp</th> <th>Aux</th> <th>APos</th> <th>TPos</th> <th>Remark</th> </tr> <tr> <th>Freq</th> <th>Level</th> <th>Line Margin</th> <th>Level</th> <th>Factor</th> <th>Loss</th> <th>Factor</th> <th>Factor</th> <th>cm</th> <th>deg</th> </tr> <tr> <th></th> <th>MHz</th> <th>dBuV/m</th> <th>dBuV/m</th> <th>dB</th> <th>dBuV</th> <th>dB/m</th> <th>dB</th> <th>dB</th> <th>cm</th> <th>deg</th> </tr> </thead> <tbody> <tr> <td>1</td> <td>5419.12</td> <td>45.91</td> <td>54.00</td> <td>-8.09</td> <td>31.04</td> <td>32.80</td> <td>11.43</td> <td>29.36</td> <td>0.00</td> <td>100</td> <td>102</td> <td>AVERAGE</td> </tr> </tbody> </table>		Limit	Read	Ant	Cable	Preamp	Aux	APos	TPos	Remark	Freq	Level	Line Margin	Level	Factor	Loss	Factor	Factor	cm	deg		MHz	dBuV/m	dBuV/m	dB	dBuV	dB/m	dB	dB	cm	deg	1	5419.12	45.91	54.00	-8.09	31.04	32.80	11.43	29.36	0.00	100	102	AVERAGE	<p>Site : 03CH16-HY Condition: AVG_54 3m 91200-1522_240328 VERTICAL : RBW:1000.000kHz VBW:3000.000kHz SWT:Auto</p> <table border="1"> <thead> <tr> <th></th> <th>Limit</th> <th>Read</th> <th>Ant</th> <th>Cable</th> <th>Preamp</th> <th>Aux</th> <th>APos</th> <th>TPos</th> <th>Remark</th> </tr> <tr> <th>Freq</th> <th>Level</th> <th>Line Margin</th> <th>Level</th> <th>Factor</th> <th>Loss</th> <th>Factor</th> <th>Factor</th> <th>cm</th> <th>deg</th> </tr> <tr> <th></th> <th>MHz</th> <th>dBuV/m</th> <th>dBuV/m</th> <th>dB</th> <th>dBuV</th> <th>dB/m</th> <th>dB</th> <th>dB</th> <th>cm</th> <th>deg</th> </tr> </thead> <tbody> <tr> <td>1</td> <td>5670.00</td> <td>109.11</td> <td>-----</td> <td>-----</td> <td>93.67</td> <td>33.10</td> <td>11.72</td> <td>29.38</td> <td>0.00</td> <td>100</td> <td>102</td> <td>AVERAGE</td> </tr> </tbody> </table>		Limit	Read	Ant	Cable	Preamp	Aux	APos	TPos	Remark	Freq	Level	Line Margin	Level	Factor	Loss	Factor	Factor	cm	deg		MHz	dBuV/m	dBuV/m	dB	dBuV	dB/m	dB	dB	cm	deg	1	5670.00	109.11	-----	-----	93.67	33.10	11.72	29.38	0.00	100	102	AVERAGE													
		Limit	Read	Ant	Cable	Preamp	Aux	APos	TPos	Remark																																																																																													
Freq	Level	Line Margin	Level	Factor	Loss	Factor	Factor	cm	deg																																																																																														
	MHz	dBuV/m	dBuV/m	dB	dBuV	dB/m	dB	dB	cm	deg																																																																																													
1	5419.12	45.91	54.00	-8.09	31.04	32.80	11.43	29.36	0.00	100	102	AVERAGE																																																																																											
	Limit	Read	Ant	Cable	Preamp	Aux	APos	TPos	Remark																																																																																														
Freq	Level	Line Margin	Level	Factor	Loss	Factor	Factor	cm	deg																																																																																														
	MHz	dBuV/m	dBuV/m	dB	dBuV	dB/m	dB	dB	cm	deg																																																																																													
1	5670.00	109.11	-----	-----	93.67	33.10	11.72	29.38	0.00	100	102	AVERAGE																																																																																											



Mode	118																																																							
	Band Edge - R																																																							
	U-NII-2C_5.47-5.725_802.11ac VHT40_CH134_5670MHz																																																							
ANT	0																																																							
Pol.	Vertical	Fundamental																																																						
Peak	<p>Site : 03CH16-HY          Condition: PEAK_BE(UNII)_B3 3m 91200-1522_240328 VERTICAL          : RBW:1000.000kHz VBW:3000.000kHz SMT:Auto</p> <table border="1"> <thead> <tr> <th>Limit</th> <th>Read</th> <th>Ant</th> <th>Cable</th> <th>Preamp</th> <th>Aux</th> <th>APos</th> <th>TPos</th> <th>Remark</th> </tr> <tr> <th>Freq</th> <th>Level</th> <th>Line</th> <th>Margin</th> <th>Level</th> <th>Factor</th> <th>Loss</th> <th>Factor</th> <th>Factor</th> </tr> <tr> <th>MHz</th> <th>dBuV/m</th> <th>dBuV/m</th> <th>dB</th> <th>dBuV</th> <th>dB/m</th> <th>dB</th> <th>dB</th> <th>dB</th> </tr> </thead> <tbody> <tr> <td>1 5733.84</td> <td>63.98</td> <td>68.20</td> <td>-4.22</td> <td>48.12</td> <td>33.47</td> <td>11.79</td> <td>29.40</td> <td>0.00</td> </tr> <tr> <td></td> <td></td> <td></td> <td></td> <td></td> <td></td> <td></td> <td></td> <td>100</td> </tr> <tr> <td></td> <td></td> <td></td> <td></td> <td></td> <td></td> <td></td> <td></td> <td>102</td> </tr> </tbody> </table>	Limit	Read	Ant	Cable	Preamp	Aux	APos	TPos	Remark	Freq	Level	Line	Margin	Level	Factor	Loss	Factor	Factor	MHz	dBuV/m	dBuV/m	dB	dBuV	dB/m	dB	dB	dB	1 5733.84	63.98	68.20	-4.22	48.12	33.47	11.79	29.40	0.00									100									102	Blank
Limit	Read	Ant	Cable	Preamp	Aux	APos	TPos	Remark																																																
Freq	Level	Line	Margin	Level	Factor	Loss	Factor	Factor																																																
MHz	dBuV/m	dBuV/m	dB	dBuV	dB/m	dB	dB	dB																																																
1 5733.84	63.98	68.20	-4.22	48.12	33.47	11.79	29.40	0.00																																																
								100																																																
								102																																																





Mode	118																																																																																																											
	Harmonic																																																																																																											
	U-NII-2C_5.47-5.725_802.11ac_VHT40_CH134_5670MHz																																																																																																											
ANT	0																																																																																																											
Pol.	Horizontal	Vertical																																																																																																										
Peak Avg	<p>Site : 03CH16-HY Condition: PEAK(UNII) 3m 91200-1522_240328 HORIZONTAL</p> <table border="1"> <thead> <tr> <th>Limit</th> <th>Read</th> <th>Ant</th> <th>Cable</th> <th>Preamp</th> <th>Aux</th> <th>APos</th> <th>TPos</th> <th>Remark</th> </tr> <tr> <th>Freq</th> <th>Level</th> <th>Line</th> <th>Margin</th> <th>Level</th> <th>Factor</th> <th>Loss</th> <th>Factor</th> <th>Factor</th> </tr> <tr> <th>MHz</th> <th>dBuV/m</th> <th>dBuV/m</th> <th>dB</th> <th>dBuV</th> <th>dB/m</th> <th>dB</th> <th>dB</th> <th>dB</th> </tr> </thead> <tbody> <tr> <td>1</td> <td>11340.00</td> <td>46.81</td> <td>74.00</td> <td>-27.19</td> <td>56.35</td> <td>38.98</td> <td>16.60</td> <td>65.73</td> <td>0.61</td> <td>--</td> <td>--</td> <td>PEAK</td> </tr> <tr> <td>2</td> <td>17010.00</td> <td>47.12</td> <td>68.20</td> <td>-21.08</td> <td>53.54</td> <td>38.08</td> <td>20.72</td> <td>65.85</td> <td>0.63</td> <td>--</td> <td>--</td> <td>PEAK</td> </tr> </tbody> </table>	Limit	Read	Ant	Cable	Preamp	Aux	APos	TPos	Remark	Freq	Level	Line	Margin	Level	Factor	Loss	Factor	Factor	MHz	dBuV/m	dBuV/m	dB	dBuV	dB/m	dB	dB	dB	1	11340.00	46.81	74.00	-27.19	56.35	38.98	16.60	65.73	0.61	--	--	PEAK	2	17010.00	47.12	68.20	-21.08	53.54	38.08	20.72	65.85	0.63	--	--	PEAK	<p>Site : 03CH16-HY Condition: PEAK(UNII) 3m 91200-1522_240328 VERTICAL</p> <table border="1"> <thead> <tr> <th>Limit</th> <th>Read</th> <th>Ant</th> <th>Cable</th> <th>Preamp</th> <th>Aux</th> <th>APos</th> <th>TPos</th> <th>Remark</th> </tr> <tr> <th>Freq</th> <th>Level</th> <th>Line</th> <th>Margin</th> <th>Level</th> <th>Factor</th> <th>Loss</th> <th>Factor</th> <th>Factor</th> </tr> <tr> <th>MHz</th> <th>dBuV/m</th> <th>dBuV/m</th> <th>dB</th> <th>dBuV</th> <th>dB/m</th> <th>dB</th> <th>dB</th> <th>dB</th> </tr> </thead> <tbody> <tr> <td>1</td> <td>11340.00</td> <td>47.54</td> <td>74.00</td> <td>-26.46</td> <td>57.08</td> <td>38.98</td> <td>16.60</td> <td>65.73</td> <td>0.61</td> <td>--</td> <td>--</td> <td>PEAK</td> </tr> <tr> <td>2</td> <td>17010.00</td> <td>47.84</td> <td>68.20</td> <td>-20.36</td> <td>54.26</td> <td>38.08</td> <td>20.72</td> <td>65.85</td> <td>0.63</td> <td>--</td> <td>--</td> <td>PEAK</td> </tr> </tbody> </table>	Limit	Read	Ant	Cable	Preamp	Aux	APos	TPos	Remark	Freq	Level	Line	Margin	Level	Factor	Loss	Factor	Factor	MHz	dBuV/m	dBuV/m	dB	dBuV	dB/m	dB	dB	dB	1	11340.00	47.54	74.00	-26.46	57.08	38.98	16.60	65.73	0.61	--	--	PEAK	2	17010.00	47.84	68.20	-20.36	54.26	38.08	20.72	65.85	0.63	--	--	PEAK
	Limit	Read	Ant	Cable	Preamp	Aux	APos	TPos	Remark																																																																																																			
Freq	Level	Line	Margin	Level	Factor	Loss	Factor	Factor																																																																																																				
MHz	dBuV/m	dBuV/m	dB	dBuV	dB/m	dB	dB	dB																																																																																																				
1	11340.00	46.81	74.00	-27.19	56.35	38.98	16.60	65.73	0.61	--	--	PEAK																																																																																																
2	17010.00	47.12	68.20	-21.08	53.54	38.08	20.72	65.85	0.63	--	--	PEAK																																																																																																
Limit	Read	Ant	Cable	Preamp	Aux	APos	TPos	Remark																																																																																																				
Freq	Level	Line	Margin	Level	Factor	Loss	Factor	Factor																																																																																																				
MHz	dBuV/m	dBuV/m	dB	dBuV	dB/m	dB	dB	dB																																																																																																				
1	11340.00	47.54	74.00	-26.46	57.08	38.98	16.60	65.73	0.61	--	--	PEAK																																																																																																
2	17010.00	47.84	68.20	-20.36	54.26	38.08	20.72	65.85	0.63	--	--	PEAK																																																																																																



	<b>118</b>	
<b>Mode</b>	<b>Harmonic</b>	
	<b>U-NII-2C_5.47-5.725_802.11ac_VHT40_CH134_5670MHz</b>	
<b>ANT</b>	<b>0</b>	
<b>Pol.</b>	<b>Horizontal</b>	<b>Vertical</b>
<b>14.47G</b> <b>~14.5G</b> <b>Avg</b>	<p>Site : 03CH16-HY Condition: AVG_54 3m 91280-1522_240328 HORIZONTAL</p>	<p>Site : 03CH16-HY Condition: AVG_54 3m 91280-1522_240328 VERTICAL</p>
	<p>Site : 03CH16-HY Condition: AVG_54 3m 91280-1522_240328 HORIZONTAL</p>	<p>Site : 03CH16-HY Condition: AVG_54 3m 91280-1522_240328 VERTICAL</p>



		<b>119</b>																																																																																											
<b>Mode</b>		<b>Band Edge - L</b>																																																																																											
		<b>U-NII-2C_5.47-5.725_802.11ac VHT40_CH142_5710MHz</b>																																																																																											
<b>ANT</b>		<b>0</b>																																																																																											
<b>Pol.</b>	<b>Horizontal</b>	<b>Fundamental</b>																																																																																											
<b>Peak</b>	<p>Site : 03CH16-HY Condition: STRADDLES U-NII-182A 3m 91200-1522_240328 HORIZONTAL : RBW:1000.000kHz VBW:3000.000kHz SWT:Auto</p> <table border="1"> <thead> <tr> <th>Peak</th> <th>Freq</th> <th>Level</th> <th>Limit</th> <th>Line Margin</th> <th>Read Level</th> <th>Ant Factor</th> <th>Cable Loss</th> <th>Preamp</th> <th>Aux</th> <th>APos</th> <th>TPos</th> <th>Remark</th> </tr> <tr> <th></th> <th>MHz</th> <th>dBuV/m</th> <th>dBuV/m</th> <th>dB</th> <th>dBuV</th> <th>dB/m</th> <th>dB</th> <th>dB</th> <th>dB</th> <th>cm</th> <th>deg</th> <th></th> </tr> </thead> <tbody> <tr> <td>1</td> <td>5404.21</td> <td>54.19</td> <td>74.00</td> <td>-19.81</td> <td>39.33</td> <td>32.80</td> <td>11.42</td> <td>29.36</td> <td>0.00</td> <td>300</td> <td>129</td> <td>PEAK</td> </tr> <tr> <td>2</td> <td>5469.73</td> <td>53.42</td> <td>68.20</td> <td>-14.78</td> <td>38.48</td> <td>32.80</td> <td>11.49</td> <td>29.35</td> <td>0.00</td> <td>300</td> <td>129</td> <td>PEAK</td> </tr> </tbody> </table>	Peak	Freq	Level	Limit	Line Margin	Read Level	Ant Factor	Cable Loss	Preamp	Aux	APos	TPos	Remark		MHz	dBuV/m	dBuV/m	dB	dBuV	dB/m	dB	dB	dB	cm	deg		1	5404.21	54.19	74.00	-19.81	39.33	32.80	11.42	29.36	0.00	300	129	PEAK	2	5469.73	53.42	68.20	-14.78	38.48	32.80	11.49	29.35	0.00	300	129	PEAK	<p>Site : 03CH16-HY Condition: PEAK(UNII) 3m 91200-1522_240328 HORIZONTAL : RBW:1000.000kHz VBW:3000.000kHz SWT:Auto</p> <table border="1"> <thead> <tr> <th>Peak</th> <th>Freq</th> <th>Level</th> <th>Limit</th> <th>Line Margin</th> <th>Read Level</th> <th>Ant Factor</th> <th>Cable Loss</th> <th>Preamp</th> <th>Aux</th> <th>APos</th> <th>TPos</th> <th>Remark</th> </tr> <tr> <th></th> <th>MHz</th> <th>dBuV/m</th> <th>dBuV/m</th> <th>dB</th> <th>dBuV</th> <th>dB/m</th> <th>dB</th> <th>dB</th> <th>dB</th> <th>cm</th> <th>deg</th> <th></th> </tr> </thead> <tbody> <tr> <td>1</td> <td>5710.00</td> <td>115.97</td> <td>70.00</td> <td>45.97</td> <td>100.14</td> <td>33.44</td> <td>11.78</td> <td>29.39</td> <td>0.00</td> <td>300</td> <td>129</td> <td>PEAK</td> </tr> </tbody> </table>	Peak	Freq	Level	Limit	Line Margin	Read Level	Ant Factor	Cable Loss	Preamp	Aux	APos	TPos	Remark		MHz	dBuV/m	dBuV/m	dB	dBuV	dB/m	dB	dB	dB	cm	deg		1	5710.00	115.97	70.00	45.97	100.14	33.44	11.78	29.39	0.00	300	129	PEAK
	Peak	Freq	Level	Limit	Line Margin	Read Level	Ant Factor	Cable Loss	Preamp	Aux	APos	TPos	Remark																																																																																
	MHz	dBuV/m	dBuV/m	dB	dBuV	dB/m	dB	dB	dB	cm	deg																																																																																		
1	5404.21	54.19	74.00	-19.81	39.33	32.80	11.42	29.36	0.00	300	129	PEAK																																																																																	
2	5469.73	53.42	68.20	-14.78	38.48	32.80	11.49	29.35	0.00	300	129	PEAK																																																																																	
Peak	Freq	Level	Limit	Line Margin	Read Level	Ant Factor	Cable Loss	Preamp	Aux	APos	TPos	Remark																																																																																	
	MHz	dBuV/m	dBuV/m	dB	dBuV	dB/m	dB	dB	dB	cm	deg																																																																																		
1	5710.00	115.97	70.00	45.97	100.14	33.44	11.78	29.39	0.00	300	129	PEAK																																																																																	
<b>Avg</b>	<p>Site : 03CH16-HY Condition: U-NII-182A AVERAGE 3m 91200-1522_240328 HORIZONTAL : RBW:1000.000kHz VBW:3000.000kHz SWT:Auto</p> <table border="1"> <thead> <tr> <th>Peak</th> <th>Freq</th> <th>Level</th> <th>Limit</th> <th>Line Margin</th> <th>Read Level</th> <th>Ant Factor</th> <th>Cable Loss</th> <th>Preamp</th> <th>Aux</th> <th>APos</th> <th>TPos</th> <th>Remark</th> </tr> <tr> <th></th> <th>MHz</th> <th>dBuV/m</th> <th>dBuV/m</th> <th>dB</th> <th>dBuV</th> <th>dB/m</th> <th>dB</th> <th>dB</th> <th>dB</th> <th>cm</th> <th>deg</th> <th></th> </tr> </thead> <tbody> <tr> <td>1</td> <td>5457.25</td> <td>45.18</td> <td>54.00</td> <td>-8.82</td> <td>30.26</td> <td>32.80</td> <td>11.48</td> <td>29.36</td> <td>0.00</td> <td>300</td> <td>129</td> <td>AVERAGE</td> </tr> </tbody> </table>	Peak	Freq	Level	Limit	Line Margin	Read Level	Ant Factor	Cable Loss	Preamp	Aux	APos	TPos	Remark		MHz	dBuV/m	dBuV/m	dB	dBuV	dB/m	dB	dB	dB	cm	deg		1	5457.25	45.18	54.00	-8.82	30.26	32.80	11.48	29.36	0.00	300	129	AVERAGE	<p>Site : 03CH16-HY Condition: AVG_54 3m 91200-1522_240328 HORIZONTAL : RBW:1000.000kHz VBW:3000.000kHz SWT:Auto</p> <table border="1"> <thead> <tr> <th>Peak</th> <th>Freq</th> <th>Level</th> <th>Limit</th> <th>Line Margin</th> <th>Read Level</th> <th>Ant Factor</th> <th>Cable Loss</th> <th>Preamp</th> <th>Aux</th> <th>APos</th> <th>TPos</th> <th>Remark</th> </tr> <tr> <th></th> <th>MHz</th> <th>dBuV/m</th> <th>dBuV/m</th> <th>dB</th> <th>dBuV</th> <th>dB/m</th> <th>dB</th> <th>dB</th> <th>dB</th> <th>cm</th> <th>deg</th> <th></th> </tr> </thead> <tbody> <tr> <td>1</td> <td>5710.00</td> <td>107.38</td> <td>54.00</td> <td>53.38</td> <td>91.64</td> <td>33.38</td> <td>11.75</td> <td>29.39</td> <td>0.00</td> <td>300</td> <td>129</td> <td>AVERAGE</td> </tr> </tbody> </table>	Peak	Freq	Level	Limit	Line Margin	Read Level	Ant Factor	Cable Loss	Preamp	Aux	APos	TPos	Remark		MHz	dBuV/m	dBuV/m	dB	dBuV	dB/m	dB	dB	dB	cm	deg		1	5710.00	107.38	54.00	53.38	91.64	33.38	11.75	29.39	0.00	300	129	AVERAGE													
	Peak	Freq	Level	Limit	Line Margin	Read Level	Ant Factor	Cable Loss	Preamp	Aux	APos	TPos	Remark																																																																																
	MHz	dBuV/m	dBuV/m	dB	dBuV	dB/m	dB	dB	dB	cm	deg																																																																																		
1	5457.25	45.18	54.00	-8.82	30.26	32.80	11.48	29.36	0.00	300	129	AVERAGE																																																																																	
Peak	Freq	Level	Limit	Line Margin	Read Level	Ant Factor	Cable Loss	Preamp	Aux	APos	TPos	Remark																																																																																	
	MHz	dBuV/m	dBuV/m	dB	dBuV	dB/m	dB	dB	dB	cm	deg																																																																																		
1	5710.00	107.38	54.00	53.38	91.64	33.38	11.75	29.39	0.00	300	129	AVERAGE																																																																																	



Mode	119																																							
	Band Edge - R																																							
	U-NII-2C_5.47-5.725_802.11ac VHT40_CH142_5710MHz																																							
ANT	0																																							
Pol.	Horizontal	Fundamental																																						
Peak	<p>Site : 03CH16-HY          Condition: STRADDLES U-NII-1&amp;2A 3m 91200-1522_240328 HORIZONTAL          : RBW:1000.000kHz VBW:3000.000kHz SMT:Auto</p> <table border="1"> <thead> <tr> <th>Limit</th> <th>Read</th> <th>Ant</th> <th>Cable</th> <th>Preamp</th> <th>Aux</th> <th>APos</th> <th>TPos</th> <th>Remark</th> </tr> <tr> <th>Freq</th> <th>Level</th> <th>Line Margin</th> <th>Level Factor</th> <th>Loss Factor</th> <th>Loss Factor</th> <th>Factor</th> <th></th> <th></th> </tr> <tr> <th>MHz</th> <th>dBuV/m</th> <th>dBuV/m</th> <th>dB</th> <th>dBuV</th> <th>dB/m</th> <th>dB</th> <th>dB</th> <th>cm</th> <th>deg</th> </tr> </thead> <tbody> <tr> <td>1 5850.75</td> <td>57.40</td> <td>68.20 -10.80</td> <td>41.02</td> <td>33.90</td> <td>11.90</td> <td>29.42</td> <td>0.00</td> <td>300</td> <td>129 PEAK</td> </tr> </tbody> </table>	Limit	Read	Ant	Cable	Preamp	Aux	APos	TPos	Remark	Freq	Level	Line Margin	Level Factor	Loss Factor	Loss Factor	Factor			MHz	dBuV/m	dBuV/m	dB	dBuV	dB/m	dB	dB	cm	deg	1 5850.75	57.40	68.20 -10.80	41.02	33.90	11.90	29.42	0.00	300	129 PEAK	Blank
Limit	Read	Ant	Cable	Preamp	Aux	APos	TPos	Remark																																
Freq	Level	Line Margin	Level Factor	Loss Factor	Loss Factor	Factor																																		
MHz	dBuV/m	dBuV/m	dB	dBuV	dB/m	dB	dB	cm	deg																															
1 5850.75	57.40	68.20 -10.80	41.02	33.90	11.90	29.42	0.00	300	129 PEAK																															



		<b>119</b>																																																																	
<b>Mode</b>	<b>Band Edge - L</b>																																																																		
	<b>U-NII-2C_5.47-5.725_802.11ac VHT40_CH142_5710MHz</b>																																																																		
<b>ANT</b>	<b>0</b>																																																																		
<b>Pol.</b>	<b>Vertical</b>	<b>Fundamental</b>																																																																	
<b>Peak</b>	<p>Site : 03CH16-HY Condition: STRADDLES U-NII-182A 3m 91200-1522_240328 VERTICAL : RBW:1000.000kHz VBW:3000.000kHz SWT:Auto</p> <table border="1"> <thead> <tr> <th>Peak</th> <th>Freq (MHz)</th> <th>Level (dBuV/m)</th> <th>Limit (dBuV/m)</th> <th>Line Margin (dB)</th> <th>Read Level (dBuV)</th> <th>Ant Factor (dB/m)</th> <th>Cable Loss (dB)</th> <th>Preamp Loss (dB)</th> <th>Aux Loss (dB)</th> <th>APos (cm)</th> <th>TPos (deg)</th> <th>Remark</th> </tr> </thead> <tbody> <tr> <td>1</td> <td>5442.04</td> <td>54.64</td> <td>74.00</td> <td>-19.36</td> <td>39.74</td> <td>32.00</td> <td>11.46</td> <td>29.36</td> <td>0.00</td> <td>254</td> <td>81</td> <td>PEAK</td> </tr> <tr> <td>2</td> <td>5465.83</td> <td>53.12</td> <td>68.20</td> <td>-15.08</td> <td>38.18</td> <td>32.00</td> <td>11.49</td> <td>29.35</td> <td>0.00</td> <td>254</td> <td>81</td> <td>PEAK</td> </tr> </tbody> </table>	Peak	Freq (MHz)	Level (dBuV/m)	Limit (dBuV/m)	Line Margin (dB)	Read Level (dBuV)	Ant Factor (dB/m)	Cable Loss (dB)	Preamp Loss (dB)	Aux Loss (dB)	APos (cm)	TPos (deg)	Remark	1	5442.04	54.64	74.00	-19.36	39.74	32.00	11.46	29.36	0.00	254	81	PEAK	2	5465.83	53.12	68.20	-15.08	38.18	32.00	11.49	29.35	0.00	254	81	PEAK	<p>Site : 03CH16-HY Condition: PEAK(U/NII) 3m 91200-1522_240328 VERTICAL : RBW:1000.000kHz VBW:3000.000kHz SWT:Auto</p> <table border="1"> <thead> <tr> <th>Peak</th> <th>Freq (MHz)</th> <th>Level (dBuV/m)</th> <th>Limit (dBuV/m)</th> <th>Line Margin (dB)</th> <th>Read Level (dBuV)</th> <th>Ant Factor (dB/m)</th> <th>Cable Loss (dB)</th> <th>Preamp Loss (dB)</th> <th>Aux Loss (dB)</th> <th>APos (cm)</th> <th>TPos (deg)</th> <th>Remark</th> </tr> </thead> <tbody> <tr> <td>1</td> <td>5710.00</td> <td>117.18</td> <td>70.00</td> <td>47.18</td> <td>101.44</td> <td>33.38</td> <td>11.75</td> <td>29.39</td> <td>0.00</td> <td>254</td> <td>81</td> <td>PEAK</td> </tr> </tbody> </table>	Peak	Freq (MHz)	Level (dBuV/m)	Limit (dBuV/m)	Line Margin (dB)	Read Level (dBuV)	Ant Factor (dB/m)	Cable Loss (dB)	Preamp Loss (dB)	Aux Loss (dB)	APos (cm)	TPos (deg)	Remark	1	5710.00	117.18	70.00	47.18	101.44	33.38	11.75	29.39	0.00	254	81	PEAK
	Peak	Freq (MHz)	Level (dBuV/m)	Limit (dBuV/m)	Line Margin (dB)	Read Level (dBuV)	Ant Factor (dB/m)	Cable Loss (dB)	Preamp Loss (dB)	Aux Loss (dB)	APos (cm)	TPos (deg)	Remark																																																						
1	5442.04	54.64	74.00	-19.36	39.74	32.00	11.46	29.36	0.00	254	81	PEAK																																																							
2	5465.83	53.12	68.20	-15.08	38.18	32.00	11.49	29.35	0.00	254	81	PEAK																																																							
Peak	Freq (MHz)	Level (dBuV/m)	Limit (dBuV/m)	Line Margin (dB)	Read Level (dBuV)	Ant Factor (dB/m)	Cable Loss (dB)	Preamp Loss (dB)	Aux Loss (dB)	APos (cm)	TPos (deg)	Remark																																																							
1	5710.00	117.18	70.00	47.18	101.44	33.38	11.75	29.39	0.00	254	81	PEAK																																																							
<b>Avg</b>	<p>Site : 03CH16-HY Condition: U-NII-182A AVERAGE 3m 91200-1522_240328 VERTICAL : RBW:1000.000kHz VBW:3000.000kHz SWT:Auto</p> <table border="1"> <thead> <tr> <th>Peak</th> <th>Freq (MHz)</th> <th>Level (dBuV/m)</th> <th>Limit (dBuV/m)</th> <th>Line Margin (dB)</th> <th>Read Level (dBuV)</th> <th>Ant Factor (dB/m)</th> <th>Cable Loss (dB)</th> <th>Preamp Loss (dB)</th> <th>Aux Loss (dB)</th> <th>APos (cm)</th> <th>TPos (deg)</th> <th>Remark</th> </tr> </thead> <tbody> <tr> <td>1</td> <td>5455.69</td> <td>44.62</td> <td>54.00</td> <td>-9.38</td> <td>29.70</td> <td>32.00</td> <td>11.48</td> <td>29.36</td> <td>0.00</td> <td>254</td> <td>81</td> <td>AVERAGE</td> </tr> </tbody> </table>	Peak	Freq (MHz)	Level (dBuV/m)	Limit (dBuV/m)	Line Margin (dB)	Read Level (dBuV)	Ant Factor (dB/m)	Cable Loss (dB)	Preamp Loss (dB)	Aux Loss (dB)	APos (cm)	TPos (deg)	Remark	1	5455.69	44.62	54.00	-9.38	29.70	32.00	11.48	29.36	0.00	254	81	AVERAGE	<p>Site : 03CH16-HY Condition: AVG_54 3m 91200-1522_240328 VERTICAL : RBW:1000.000kHz VBW:3000.000kHz SWT:Auto</p> <table border="1"> <thead> <tr> <th>Peak</th> <th>Freq (MHz)</th> <th>Level (dBuV/m)</th> <th>Limit (dBuV/m)</th> <th>Line Margin (dB)</th> <th>Read Level (dBuV)</th> <th>Ant Factor (dB/m)</th> <th>Cable Loss (dB)</th> <th>Preamp Loss (dB)</th> <th>Aux Loss (dB)</th> <th>APos (cm)</th> <th>TPos (deg)</th> <th>Remark</th> </tr> </thead> <tbody> <tr> <td>1</td> <td>5710.00</td> <td>110.84</td> <td>54.00</td> <td>56.84</td> <td>95.06</td> <td>33.41</td> <td>11.76</td> <td>29.39</td> <td>0.00</td> <td>254</td> <td>81</td> <td>AVERAGE</td> </tr> </tbody> </table>	Peak	Freq (MHz)	Level (dBuV/m)	Limit (dBuV/m)	Line Margin (dB)	Read Level (dBuV)	Ant Factor (dB/m)	Cable Loss (dB)	Preamp Loss (dB)	Aux Loss (dB)	APos (cm)	TPos (deg)	Remark	1	5710.00	110.84	54.00	56.84	95.06	33.41	11.76	29.39	0.00	254	81	AVERAGE													
Peak	Freq (MHz)	Level (dBuV/m)	Limit (dBuV/m)	Line Margin (dB)	Read Level (dBuV)	Ant Factor (dB/m)	Cable Loss (dB)	Preamp Loss (dB)	Aux Loss (dB)	APos (cm)	TPos (deg)	Remark																																																							
1	5455.69	44.62	54.00	-9.38	29.70	32.00	11.48	29.36	0.00	254	81	AVERAGE																																																							
Peak	Freq (MHz)	Level (dBuV/m)	Limit (dBuV/m)	Line Margin (dB)	Read Level (dBuV)	Ant Factor (dB/m)	Cable Loss (dB)	Preamp Loss (dB)	Aux Loss (dB)	APos (cm)	TPos (deg)	Remark																																																							
1	5710.00	110.84	54.00	56.84	95.06	33.41	11.76	29.39	0.00	254	81	AVERAGE																																																							



<b>Mode</b>	119																																								
	Band Edge - R																																								
	U-NII-2C_5.47-5.725_802.11ac VHT40_CH142_5710MHz																																								
<b>ANT</b>	0																																								
<b>Pol.</b>	Vertical	Fundamental																																							
<b>Peak</b>	<p>Site : 03CH16-HY          Condition: STRADDLES U-NII-1&amp;2A 3m 91200-1522_240320 VERTICAL          : RBW:1000.000kHz VBW:3000.000kHz SMT:Auto</p> <table border="1"> <thead> <tr> <th>Limit</th> <th>Read</th> <th>Ant</th> <th>Cable</th> <th>Preamp</th> <th>Aux</th> <th>APos</th> <th>TPos</th> <th>Remark</th> </tr> <tr> <th>Freq</th> <th>Level</th> <th>Line</th> <th>Margin</th> <th>Level</th> <th>Factor</th> <th>Loss</th> <th>Factor</th> <th>Factor</th> </tr> <tr> <th>MHz</th> <th>dBuV/m</th> <th>dBuV/m</th> <th>dB</th> <th>dBuV</th> <th>dB/m</th> <th>dB</th> <th>dB</th> <th>cm</th> <th>deg</th> </tr> </thead> <tbody> <tr> <td>1 5855.75</td> <td>58.16</td> <td>68.20</td> <td>-10.04</td> <td>41.75</td> <td>33.92</td> <td>11.91</td> <td>29.42</td> <td>0.00</td> <td>254</td> <td>81 PEAK</td> </tr> </tbody> </table>	Limit	Read	Ant	Cable	Preamp	Aux	APos	TPos	Remark	Freq	Level	Line	Margin	Level	Factor	Loss	Factor	Factor	MHz	dBuV/m	dBuV/m	dB	dBuV	dB/m	dB	dB	cm	deg	1 5855.75	58.16	68.20	-10.04	41.75	33.92	11.91	29.42	0.00	254	81 PEAK	Blank
Limit	Read	Ant	Cable	Preamp	Aux	APos	TPos	Remark																																	
Freq	Level	Line	Margin	Level	Factor	Loss	Factor	Factor																																	
MHz	dBuV/m	dBuV/m	dB	dBuV	dB/m	dB	dB	cm	deg																																
1 5855.75	58.16	68.20	-10.04	41.75	33.92	11.91	29.42	0.00	254	81 PEAK																															



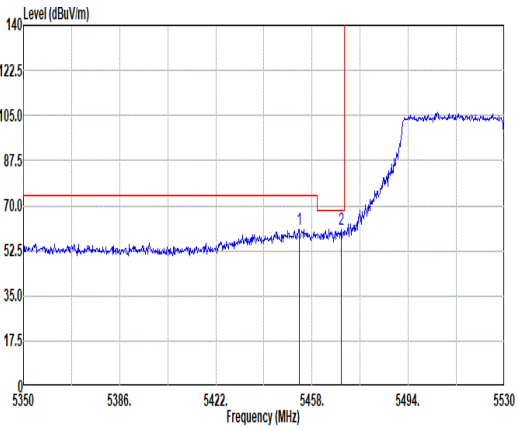
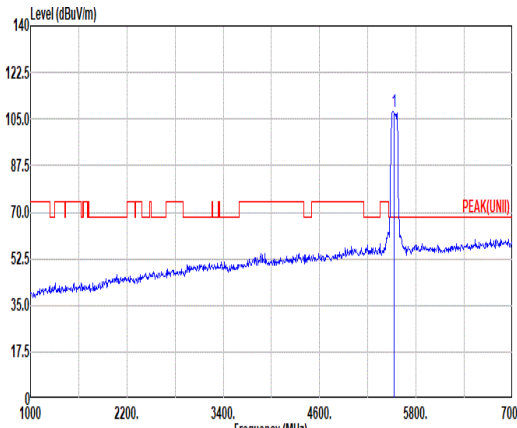
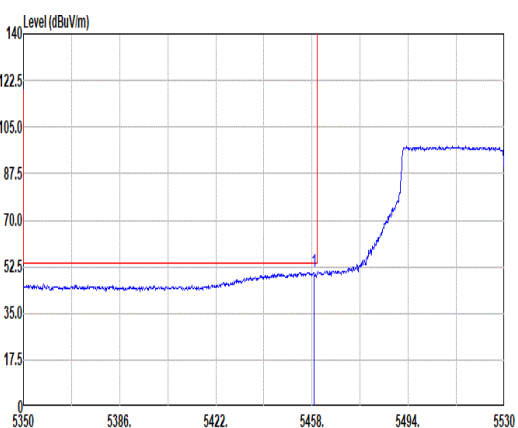
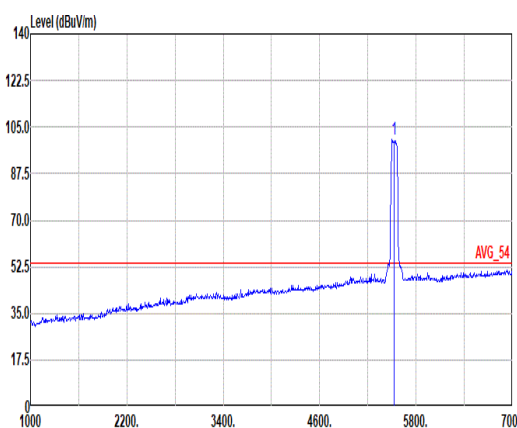
Mode	119																																																																															
	Harmonic																																																																															
	U-NII-2C_5.47-5.725_802.11ac_VHT40_CH142_5710MHZ																																																																															
ANT	0																																																																															
Pol.	Horizontal	Vertical																																																																														
Peak Avg	<p>Site : 03CH16-HY Condition: PEAK(UNII) 3m 91200-1522_240328 HORIZONTAL</p> <table border="1"> <thead> <tr> <th>Peak</th> <th>Freq (MHz)</th> <th>Level (dBuV/m)</th> <th>Limit (dBuV/m)</th> <th>Line Margin (dB)</th> <th>Read Level (dBuV)</th> <th>Ant Factor (dB/m)</th> <th>Cable Loss (dB)</th> <th>Preamp Factor (dB)</th> <th>Aux Factor (dB)</th> <th>APos (cm)</th> <th>TPos (deg)</th> <th>Remark</th> </tr> </thead> <tbody> <tr> <td>1</td> <td>11420.00</td> <td>47.21</td> <td>74.00</td> <td>-26.79</td> <td>56.73</td> <td>38.96</td> <td>16.67</td> <td>65.75</td> <td>0.60</td> <td>--</td> <td>--</td> <td>PEAK</td> </tr> <tr> <td>2</td> <td>17130.00</td> <td>49.00</td> <td>68.20</td> <td>-19.20</td> <td>55.01</td> <td>38.20</td> <td>20.88</td> <td>65.72</td> <td>0.63</td> <td>--</td> <td>--</td> <td>PEAK</td> </tr> </tbody> </table>	Peak	Freq (MHz)	Level (dBuV/m)	Limit (dBuV/m)	Line Margin (dB)	Read Level (dBuV)	Ant Factor (dB/m)	Cable Loss (dB)	Preamp Factor (dB)	Aux Factor (dB)	APos (cm)	TPos (deg)	Remark	1	11420.00	47.21	74.00	-26.79	56.73	38.96	16.67	65.75	0.60	--	--	PEAK	2	17130.00	49.00	68.20	-19.20	55.01	38.20	20.88	65.72	0.63	--	--	PEAK	<p>Site : 03CH16-HY Condition: PEAK(UNII) 3m 91200-1522_240328 VERTICAL</p> <table border="1"> <thead> <tr> <th>Peak</th> <th>Freq (MHz)</th> <th>Level (dBuV/m)</th> <th>Limit (dBuV/m)</th> <th>Line Margin (dB)</th> <th>Read Level (dBuV)</th> <th>Ant Factor (dB/m)</th> <th>Cable Loss (dB)</th> <th>Preamp Factor (dB)</th> <th>Aux Factor (dB)</th> <th>APos (cm)</th> <th>TPos (deg)</th> <th>Remark</th> </tr> </thead> <tbody> <tr> <td>1</td> <td>11420.00</td> <td>47.78</td> <td>74.00</td> <td>-26.22</td> <td>57.30</td> <td>38.96</td> <td>16.67</td> <td>65.75</td> <td>0.60</td> <td>--</td> <td>--</td> <td>PEAK</td> </tr> <tr> <td>2</td> <td>17130.00</td> <td>48.66</td> <td>68.20</td> <td>-19.54</td> <td>54.67</td> <td>38.20</td> <td>20.88</td> <td>65.72</td> <td>0.63</td> <td>--</td> <td>--</td> <td>PEAK</td> </tr> </tbody> </table>	Peak	Freq (MHz)	Level (dBuV/m)	Limit (dBuV/m)	Line Margin (dB)	Read Level (dBuV)	Ant Factor (dB/m)	Cable Loss (dB)	Preamp Factor (dB)	Aux Factor (dB)	APos (cm)	TPos (deg)	Remark	1	11420.00	47.78	74.00	-26.22	57.30	38.96	16.67	65.75	0.60	--	--	PEAK	2	17130.00	48.66	68.20	-19.54	54.67	38.20	20.88	65.72	0.63	--	--	PEAK
	Peak	Freq (MHz)	Level (dBuV/m)	Limit (dBuV/m)	Line Margin (dB)	Read Level (dBuV)	Ant Factor (dB/m)	Cable Loss (dB)	Preamp Factor (dB)	Aux Factor (dB)	APos (cm)	TPos (deg)	Remark																																																																			
1	11420.00	47.21	74.00	-26.79	56.73	38.96	16.67	65.75	0.60	--	--	PEAK																																																																				
2	17130.00	49.00	68.20	-19.20	55.01	38.20	20.88	65.72	0.63	--	--	PEAK																																																																				
Peak	Freq (MHz)	Level (dBuV/m)	Limit (dBuV/m)	Line Margin (dB)	Read Level (dBuV)	Ant Factor (dB/m)	Cable Loss (dB)	Preamp Factor (dB)	Aux Factor (dB)	APos (cm)	TPos (deg)	Remark																																																																				
1	11420.00	47.78	74.00	-26.22	57.30	38.96	16.67	65.75	0.60	--	--	PEAK																																																																				
2	17130.00	48.66	68.20	-19.54	54.67	38.20	20.88	65.72	0.63	--	--	PEAK																																																																				



	<b>119</b>	
<b>Mode</b>	<b>Harmonic</b>	
	<b>U-NII-2C_5.47-5.725_802.11ac_VHT40_CH142_5710MHz</b>	
<b>ANT</b>	<b>0</b>	
<b>Pol.</b>	<b>Horizontal</b>	<b>Vertical</b>
<b>14.47G</b> <b>~14.5G</b> <b>Avg</b>	<p>Site : 03CH16-HY Condition: AVG_54 3m 91280-1522_240328 HORIZONTAL</p>	<p>Site : 03CH16-HY Condition: AVG_54 3m 91280-1522_240328 VERTICAL</p>
	<p>Site : 03CH16-HY Condition: AVG_54 3m 91280-1522_240328 HORIZONTAL</p>	<p>Site : 03CH16-HY Condition: AVG_54 3m 91280-1522_240328 VERTICAL</p>





	<b>120</b>																																																																																												
<b>Mode</b>	<b>Band Edge - L</b>																																																																																												
	<b>U-NII-2C_5.47-5.725_802.11ac VHT80_CH106_5530MHz</b>																																																																																												
<b>ANT</b>	<b>0</b>																																																																																												
<b>Pol.</b>	<b>Horizontal</b>	<b>Fundamental</b>																																																																																											
<b>Peak</b>	 <p>Site : 03CH16-HY Condition: PEAK_BE(UNII)_B3 3m 91200-1522_240328 HORIZONTAL : RBW:1000.000kHz VBW:3000.000kHz SWT:Auto</p> <table border="1"> <thead> <tr> <th>Peak</th> <th>Freq</th> <th>Level</th> <th>Limit</th> <th>Line Margin</th> <th>Read Level</th> <th>Ant Factor</th> <th>Cable Loss</th> <th>Preamp</th> <th>Aux</th> <th>APos</th> <th>TPos</th> <th>Remark</th> </tr> <tr> <th></th> <th>MHz</th> <th>dBuV/m</th> <th>dBuV/m</th> <th>dB</th> <th>dBuV</th> <th>dB/m</th> <th>dB</th> <th>dB</th> <th>dB</th> <th>cm</th> <th>deg</th> <th></th> </tr> </thead> <tbody> <tr> <td>1</td> <td>5453.14</td> <td>60.63</td> <td>74.00</td> <td>-13.37</td> <td>45.72</td> <td>32.80</td> <td>11.47</td> <td>29.36</td> <td>0.00</td> <td>343</td> <td>143</td> <td>PEAK</td> </tr> <tr> <td>2</td> <td>5468.98</td> <td>60.76</td> <td>68.20</td> <td>-7.44</td> <td>45.82</td> <td>32.80</td> <td>11.49</td> <td>29.35</td> <td>0.00</td> <td>343</td> <td>143</td> <td>PEAK</td> </tr> </tbody> </table>	Peak	Freq	Level	Limit	Line Margin	Read Level	Ant Factor	Cable Loss	Preamp	Aux	APos	TPos	Remark		MHz	dBuV/m	dBuV/m	dB	dBuV	dB/m	dB	dB	dB	cm	deg		1	5453.14	60.63	74.00	-13.37	45.72	32.80	11.47	29.36	0.00	343	143	PEAK	2	5468.98	60.76	68.20	-7.44	45.82	32.80	11.49	29.35	0.00	343	143	PEAK	 <p>Site : 03CH16-HY Condition: PEAK(UNII) 3m 91200-1522_240328 HORIZONTAL : RBW:1000.000kHz VBW:3000.000kHz SWT:Auto</p> <table border="1"> <thead> <tr> <th>Peak</th> <th>Freq</th> <th>Level</th> <th>Limit</th> <th>Line Margin</th> <th>Read Level</th> <th>Ant Factor</th> <th>Cable Loss</th> <th>Preamp</th> <th>Aux</th> <th>APos</th> <th>TPos</th> <th>Remark</th> </tr> <tr> <th></th> <th>MHz</th> <th>dBuV/m</th> <th>dBuV/m</th> <th>dB</th> <th>dBuV</th> <th>dB/m</th> <th>dB</th> <th>dB</th> <th>dB</th> <th>cm</th> <th>deg</th> <th></th> </tr> </thead> <tbody> <tr> <td>1</td> <td>5530.00</td> <td>107.93</td> <td>-----</td> <td>-----</td> <td>92.93</td> <td>32.80</td> <td>11.55</td> <td>29.35</td> <td>0.00</td> <td>343</td> <td>143</td> <td>PEAK</td> </tr> </tbody> </table>	Peak	Freq	Level	Limit	Line Margin	Read Level	Ant Factor	Cable Loss	Preamp	Aux	APos	TPos	Remark		MHz	dBuV/m	dBuV/m	dB	dBuV	dB/m	dB	dB	dB	cm	deg		1	5530.00	107.93	-----	-----	92.93	32.80	11.55	29.35	0.00	343	143	PEAK
Peak	Freq	Level	Limit	Line Margin	Read Level	Ant Factor	Cable Loss	Preamp	Aux	APos	TPos	Remark																																																																																	
	MHz	dBuV/m	dBuV/m	dB	dBuV	dB/m	dB	dB	dB	cm	deg																																																																																		
1	5453.14	60.63	74.00	-13.37	45.72	32.80	11.47	29.36	0.00	343	143	PEAK																																																																																	
2	5468.98	60.76	68.20	-7.44	45.82	32.80	11.49	29.35	0.00	343	143	PEAK																																																																																	
Peak	Freq	Level	Limit	Line Margin	Read Level	Ant Factor	Cable Loss	Preamp	Aux	APos	TPos	Remark																																																																																	
	MHz	dBuV/m	dBuV/m	dB	dBuV	dB/m	dB	dB	dB	cm	deg																																																																																		
1	5530.00	107.93	-----	-----	92.93	32.80	11.55	29.35	0.00	343	143	PEAK																																																																																	
<b>Avg</b>	 <p>Site : 03CH16-HY Condition: AVG_BE(UNII)_B3 3m 91200-1522_240328 HORIZONTAL : RBW:1000.000kHz VBW:3000.000kHz SWT:Auto</p> <table border="1"> <thead> <tr> <th>Avg</th> <th>Freq</th> <th>Level</th> <th>Limit</th> <th>Line Margin</th> <th>Read Level</th> <th>Ant Factor</th> <th>Cable Loss</th> <th>Preamp</th> <th>Aux</th> <th>APos</th> <th>TPos</th> <th>Remark</th> </tr> <tr> <th></th> <th>MHz</th> <th>dBuV/m</th> <th>dBuV/m</th> <th>dB</th> <th>dBuV</th> <th>dB/m</th> <th>dB</th> <th>dB</th> <th>dB</th> <th>cm</th> <th>deg</th> <th></th> </tr> </thead> <tbody> <tr> <td>1</td> <td>5450.72</td> <td>50.56</td> <td>54.00</td> <td>-3.44</td> <td>35.63</td> <td>32.80</td> <td>11.48</td> <td>29.35</td> <td>0.00</td> <td>343</td> <td>143</td> <td>AVERAGE</td> </tr> </tbody> </table>	Avg	Freq	Level	Limit	Line Margin	Read Level	Ant Factor	Cable Loss	Preamp	Aux	APos	TPos	Remark		MHz	dBuV/m	dBuV/m	dB	dBuV	dB/m	dB	dB	dB	cm	deg		1	5450.72	50.56	54.00	-3.44	35.63	32.80	11.48	29.35	0.00	343	143	AVERAGE	 <p>Site : 03CH16-HY Condition: AVG_54 3m 91200-1522_240328 HORIZONTAL : RBW:1000.000kHz VBW:3000.000kHz SWT:Auto</p> <table border="1"> <thead> <tr> <th>Avg</th> <th>Freq</th> <th>Level</th> <th>Limit</th> <th>Line Margin</th> <th>Read Level</th> <th>Ant Factor</th> <th>Cable Loss</th> <th>Preamp</th> <th>Aux</th> <th>APos</th> <th>TPos</th> <th>Remark</th> </tr> <tr> <th></th> <th>MHz</th> <th>dBuV/m</th> <th>dBuV/m</th> <th>dB</th> <th>dBuV</th> <th>dB/m</th> <th>dB</th> <th>dB</th> <th>dB</th> <th>cm</th> <th>deg</th> <th></th> </tr> </thead> <tbody> <tr> <td>1</td> <td>5530.00</td> <td>100.37</td> <td>-----</td> <td>-----</td> <td>85.40</td> <td>32.80</td> <td>11.52</td> <td>29.35</td> <td>0.00</td> <td>343</td> <td>143</td> <td>AVERAGE</td> </tr> </tbody> </table>	Avg	Freq	Level	Limit	Line Margin	Read Level	Ant Factor	Cable Loss	Preamp	Aux	APos	TPos	Remark		MHz	dBuV/m	dBuV/m	dB	dBuV	dB/m	dB	dB	dB	cm	deg		1	5530.00	100.37	-----	-----	85.40	32.80	11.52	29.35	0.00	343	143	AVERAGE													
Avg	Freq	Level	Limit	Line Margin	Read Level	Ant Factor	Cable Loss	Preamp	Aux	APos	TPos	Remark																																																																																	
	MHz	dBuV/m	dBuV/m	dB	dBuV	dB/m	dB	dB	dB	cm	deg																																																																																		
1	5450.72	50.56	54.00	-3.44	35.63	32.80	11.48	29.35	0.00	343	143	AVERAGE																																																																																	
Avg	Freq	Level	Limit	Line Margin	Read Level	Ant Factor	Cable Loss	Preamp	Aux	APos	TPos	Remark																																																																																	
	MHz	dBuV/m	dBuV/m	dB	dBuV	dB/m	dB	dB	dB	cm	deg																																																																																		
1	5530.00	100.37	-----	-----	85.40	32.80	11.52	29.35	0.00	343	143	AVERAGE																																																																																	



<b>Mode</b>	120																																								
	Band Edge - R																																								
	U-NII-2C_5.47-5.725_802.11ac VHT80_CH106_5530MHz																																								
<b>ANT</b>	0																																								
<b>Pol.</b>	<b>Horizontal</b>	<b>Fundamental</b>																																							
<b>Peak</b>	<p>Site : 03CH16-HY          Condition: PEAK_BE(UNII)_B3 3m 91200-1522_240328 HORIZONTAL          : RBW:1000.000kHz VBW:3000.000kHz SMT:Auto</p> <table border="1"> <thead> <tr> <th>Limit</th> <th>Read</th> <th>Ant</th> <th>Cable</th> <th>Preamp</th> <th>Aux</th> <th>APos</th> <th>TPos</th> <th>Remark</th> </tr> <tr> <th>Freq</th> <th>Level</th> <th>Line Margin</th> <th>Level</th> <th>Factor</th> <th>Loss Factor</th> <th>Factor</th> <th></th> <th></th> </tr> <tr> <th>MHz</th> <th>dBuV/m</th> <th>dBuV/m</th> <th>dB</th> <th>dBuV</th> <th>dB/m</th> <th>dB</th> <th>dB</th> <th>cm</th> <th>deg</th> </tr> </thead> <tbody> <tr> <td>1 5759.13</td> <td>55.72</td> <td>68.20</td> <td>-12.48</td> <td>39.75</td> <td>33.55</td> <td>11.82</td> <td>29.40</td> <td>0.00</td> <td>343</td> <td>143 PEAK</td> </tr> </tbody> </table>	Limit	Read	Ant	Cable	Preamp	Aux	APos	TPos	Remark	Freq	Level	Line Margin	Level	Factor	Loss Factor	Factor			MHz	dBuV/m	dBuV/m	dB	dBuV	dB/m	dB	dB	cm	deg	1 5759.13	55.72	68.20	-12.48	39.75	33.55	11.82	29.40	0.00	343	143 PEAK	<b>Blank</b>
Limit	Read	Ant	Cable	Preamp	Aux	APos	TPos	Remark																																	
Freq	Level	Line Margin	Level	Factor	Loss Factor	Factor																																			
MHz	dBuV/m	dBuV/m	dB	dBuV	dB/m	dB	dB	cm	deg																																
1 5759.13	55.72	68.20	-12.48	39.75	33.55	11.82	29.40	0.00	343	143 PEAK																															



		<b>120</b>																																																																																										
<b>Mode</b>	<b>Band Edge - L</b>																																																																																											
	<b>U-NII-2C_5.47-5.725_802.11ac VHT80_CH106_5530MHz</b>																																																																																											
<b>ANT</b>	<b>0</b>																																																																																											
<b>Pol.</b>	<b>Vertical</b>	<b>Fundamental</b>																																																																																										
<b>Peak</b>	<p>Site : 03CH16-HY Condition: PEAK_BE(UNII)_B3 3m 91200-1522_240328 VERTICAL : RBW:1000.000kHz VBW:3000.000kHz SWT:Auto</p> <table border="1"> <thead> <tr> <th>Limit</th> <th>Read</th> <th>Ant</th> <th>Cable</th> <th>Preamp</th> <th>Aux</th> <th>APos</th> <th>TPos</th> <th>Remark</th> </tr> <tr> <th>Freq Level Line Margin</th> <th>Level</th> <th>Factor</th> <th>Loss</th> <th>Factor</th> <th>Factor</th> <th></th> <th></th> <th></th> </tr> <tr> <th>MHz</th> <th>dBuV/m</th> <th>dBuV/m</th> <th>dB</th> <th>dB</th> <th>dB/m</th> <th>dB</th> <th>dB</th> <th>cm</th> <th>deg</th> </tr> </thead> <tbody> <tr> <td>1 5440.00</td> <td>62.29</td> <td>74.00</td> <td>-11.71</td> <td>47.39</td> <td>32.80</td> <td>11.46</td> <td>29.36</td> <td>0.00</td> <td>100</td> <td>PEAK</td> </tr> <tr> <td>2 5460.16</td> <td>63.24</td> <td>68.20</td> <td>-4.96</td> <td>48.31</td> <td>32.80</td> <td>11.48</td> <td>29.35</td> <td>0.00</td> <td>100</td> <td>PEAK</td> </tr> </tbody> </table>	Limit	Read	Ant	Cable	Preamp	Aux	APos	TPos	Remark	Freq Level Line Margin	Level	Factor	Loss	Factor	Factor				MHz	dBuV/m	dBuV/m	dB	dB	dB/m	dB	dB	cm	deg	1 5440.00	62.29	74.00	-11.71	47.39	32.80	11.46	29.36	0.00	100	PEAK	2 5460.16	63.24	68.20	-4.96	48.31	32.80	11.48	29.35	0.00	100	PEAK	<p>Site : 03CH16-HY Condition: PEAK(UNII) 3m 91200-1522_240328 VERTICAL : RBW:1000.000kHz VBW:3000.000kHz SWT:Auto</p> <table border="1"> <thead> <tr> <th>Limit</th> <th>Read</th> <th>Ant</th> <th>Cable</th> <th>Preamp</th> <th>Aux</th> <th>APos</th> <th>TPos</th> <th>Remark</th> </tr> <tr> <th>Freq Level Line Margin</th> <th>Level</th> <th>Factor</th> <th>Loss</th> <th>Factor</th> <th>Factor</th> <th></th> <th></th> <th></th> </tr> <tr> <th>MHz</th> <th>dBuV/m</th> <th>dBuV/m</th> <th>dB</th> <th>dB</th> <th>dB/m</th> <th>dB</th> <th>dB</th> <th>cm</th> <th>deg</th> </tr> </thead> <tbody> <tr> <td>1 5530.00</td> <td>110.22</td> <td>-----</td> <td>-----</td> <td>95.24</td> <td>32.80</td> <td>11.53</td> <td>29.35</td> <td>0.00</td> <td>100</td> <td>100</td> <td>PEAK</td> </tr> </tbody> </table>	Limit	Read	Ant	Cable	Preamp	Aux	APos	TPos	Remark	Freq Level Line Margin	Level	Factor	Loss	Factor	Factor				MHz	dBuV/m	dBuV/m	dB	dB	dB/m	dB	dB	cm	deg	1 5530.00	110.22	-----	-----	95.24	32.80	11.53	29.35	0.00	100	100	PEAK
	Limit	Read	Ant	Cable	Preamp	Aux	APos	TPos	Remark																																																																																			
Freq Level Line Margin	Level	Factor	Loss	Factor	Factor																																																																																							
MHz	dBuV/m	dBuV/m	dB	dB	dB/m	dB	dB	cm	deg																																																																																			
1 5440.00	62.29	74.00	-11.71	47.39	32.80	11.46	29.36	0.00	100	PEAK																																																																																		
2 5460.16	63.24	68.20	-4.96	48.31	32.80	11.48	29.35	0.00	100	PEAK																																																																																		
Limit	Read	Ant	Cable	Preamp	Aux	APos	TPos	Remark																																																																																				
Freq Level Line Margin	Level	Factor	Loss	Factor	Factor																																																																																							
MHz	dBuV/m	dBuV/m	dB	dB	dB/m	dB	dB	cm	deg																																																																																			
1 5530.00	110.22	-----	-----	95.24	32.80	11.53	29.35	0.00	100	100	PEAK																																																																																	
<b>Avg</b>	<p>Site : 03CH16-HY Condition: AVG_BE(UNII)_B3 3m 91200-1522_240328 VERTICAL : RBW:1000.000kHz VBW:3000.000kHz SWT:Auto</p> <table border="1"> <thead> <tr> <th>Limit</th> <th>Read</th> <th>Ant</th> <th>Cable</th> <th>Preamp</th> <th>Aux</th> <th>APos</th> <th>TPos</th> <th>Remark</th> </tr> <tr> <th>Freq Level Line Margin</th> <th>Level</th> <th>Factor</th> <th>Loss</th> <th>Factor</th> <th>Factor</th> <th></th> <th></th> <th></th> </tr> <tr> <th>MHz</th> <th>dBuV/m</th> <th>dBuV/m</th> <th>dB</th> <th>dB</th> <th>dB/m</th> <th>dB</th> <th>dB</th> <th>cm</th> <th>deg</th> </tr> </thead> <tbody> <tr> <td>1 5450.00</td> <td>52.33</td> <td>54.00</td> <td>-1.67</td> <td>37.42</td> <td>32.80</td> <td>11.47</td> <td>29.36</td> <td>0.00</td> <td>100</td> <td>100</td> <td>AVERAGE</td> </tr> </tbody> </table>	Limit	Read	Ant	Cable	Preamp	Aux	APos	TPos	Remark	Freq Level Line Margin	Level	Factor	Loss	Factor	Factor				MHz	dBuV/m	dBuV/m	dB	dB	dB/m	dB	dB	cm	deg	1 5450.00	52.33	54.00	-1.67	37.42	32.80	11.47	29.36	0.00	100	100	AVERAGE	<p>Site : 03CH16-HY Condition: AVG_54 3m 91200-1522_240328 VERTICAL : RBW:1000.000kHz VBW:3000.000kHz SWT:Auto</p> <table border="1"> <thead> <tr> <th>Limit</th> <th>Read</th> <th>Ant</th> <th>Cable</th> <th>Preamp</th> <th>Aux</th> <th>APos</th> <th>TPos</th> <th>Remark</th> </tr> <tr> <th>Freq Level Line Margin</th> <th>Level</th> <th>Factor</th> <th>Loss</th> <th>Factor</th> <th>Factor</th> <th></th> <th></th> <th></th> </tr> <tr> <th>MHz</th> <th>dBuV/m</th> <th>dBuV/m</th> <th>dB</th> <th>dB</th> <th>dB/m</th> <th>dB</th> <th>dB</th> <th>cm</th> <th>deg</th> </tr> </thead> <tbody> <tr> <td>1 5530.00</td> <td>102.72</td> <td>-----</td> <td>-----</td> <td>87.73</td> <td>32.80</td> <td>11.54</td> <td>29.35</td> <td>0.00</td> <td>100</td> <td>100</td> <td>AVERAGE</td> </tr> </tbody> </table>	Limit	Read	Ant	Cable	Preamp	Aux	APos	TPos	Remark	Freq Level Line Margin	Level	Factor	Loss	Factor	Factor				MHz	dBuV/m	dBuV/m	dB	dB	dB/m	dB	dB	cm	deg	1 5530.00	102.72	-----	-----	87.73	32.80	11.54	29.35	0.00	100	100	AVERAGE										
	Limit	Read	Ant	Cable	Preamp	Aux	APos	TPos	Remark																																																																																			
Freq Level Line Margin	Level	Factor	Loss	Factor	Factor																																																																																							
MHz	dBuV/m	dBuV/m	dB	dB	dB/m	dB	dB	cm	deg																																																																																			
1 5450.00	52.33	54.00	-1.67	37.42	32.80	11.47	29.36	0.00	100	100	AVERAGE																																																																																	
Limit	Read	Ant	Cable	Preamp	Aux	APos	TPos	Remark																																																																																				
Freq Level Line Margin	Level	Factor	Loss	Factor	Factor																																																																																							
MHz	dBuV/m	dBuV/m	dB	dB	dB/m	dB	dB	cm	deg																																																																																			
1 5530.00	102.72	-----	-----	87.73	32.80	11.54	29.35	0.00	100	100	AVERAGE																																																																																	



<b>Mode</b>	120																																					
	Band Edge - R																																					
	U-NII-2C_5.47-5.725_802.11ac VHT80_CH106_5530MHz																																					
<b>ANT</b>	0																																					
<b>Pol.</b>	Vertical	Fundamental																																				
<b>Peak</b>	<p>Site : 03CH16-HY          Condition: PEAK_BE(U-NII)_B3 3m 91200-1522_240328 VERTICAL          : RBW:1000.000kHz VBW:3000.000kHz SMT:Auto</p> <table border="1"> <thead> <tr> <th>Limit</th> <th>Read</th> <th>Ant</th> <th>Cable</th> <th>Preamp</th> <th>Aux</th> <th>APos</th> <th>TPos</th> <th>Remark</th> </tr> <tr> <th>Freq</th> <th>Level</th> <th>Line Margin</th> <th>Level</th> <th>Factor</th> <th>Loss Factor</th> <th>Factor</th> <th></th> <th></th> </tr> <tr> <th>MHz</th> <th>dBuV/m</th> <th>dB</th> <th>dBuV</th> <th>dB/m</th> <th>dB</th> <th>dB</th> <th>cm</th> <th>deg</th> </tr> </thead> <tbody> <tr> <td>1 5729.05</td> <td>56.33</td> <td>68.20 -11.87</td> <td>40.48</td> <td>33.46</td> <td>11.79</td> <td>29.40</td> <td>0.00</td> <td>100 100 PEAK</td> </tr> </tbody> </table>	Limit	Read	Ant	Cable	Preamp	Aux	APos	TPos	Remark	Freq	Level	Line Margin	Level	Factor	Loss Factor	Factor			MHz	dBuV/m	dB	dBuV	dB/m	dB	dB	cm	deg	1 5729.05	56.33	68.20 -11.87	40.48	33.46	11.79	29.40	0.00	100 100 PEAK	Blank
Limit	Read	Ant	Cable	Preamp	Aux	APos	TPos	Remark																														
Freq	Level	Line Margin	Level	Factor	Loss Factor	Factor																																
MHz	dBuV/m	dB	dBuV	dB/m	dB	dB	cm	deg																														
1 5729.05	56.33	68.20 -11.87	40.48	33.46	11.79	29.40	0.00	100 100 PEAK																														

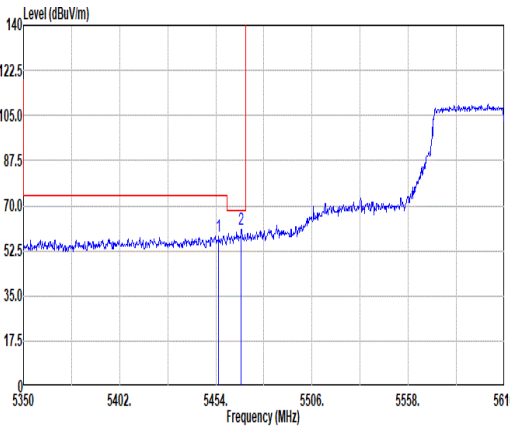
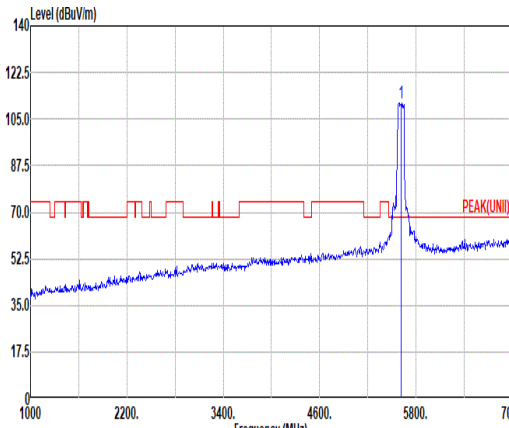
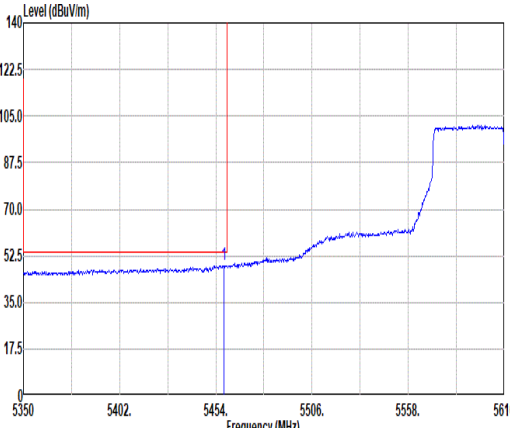
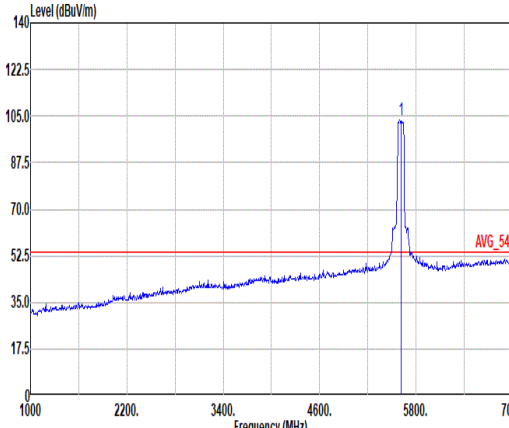


Mode	120																																																																																																									
	Harmonic																																																																																																									
	U-NII-2C_5.47-5.725_802.11ac VHT80_CH106_5530MHz																																																																																																									
ANT	0																																																																																																									
Pol.	Horizontal	Vertical																																																																																																								
Peak Avg	<p>Site : 03CH16-HY Condition: PEAK(UNII) 3m 91200-1522_240328 HORIZONTAL</p> <table border="1"> <thead> <tr> <th>Peak</th> <th>Freq</th> <th>Level</th> <th>Limit</th> <th>Line Margin</th> <th>Read</th> <th>Ant</th> <th>Cable</th> <th>Preamp</th> <th>Aux</th> <th>APos</th> <th>TPos</th> <th>Remark</th> </tr> <tr> <th></th> <th>MHz</th> <th>dBuV/m</th> <th>dBuV/m</th> <th>dB</th> <th>dBuV</th> <th>dB/m</th> <th>dB</th> <th>dB</th> <th>dB</th> <th>cm</th> <th>deg</th> <th></th> </tr> </thead> <tbody> <tr> <td>1</td> <td>11060.00</td> <td>47.32</td> <td>74.00</td> <td>-26.68</td> <td>57.28</td> <td>38.70</td> <td>16.35</td> <td>65.66</td> <td>0.65</td> <td>--</td> <td>--</td> <td>PEAK</td> </tr> <tr> <td>2</td> <td>16590.00</td> <td>47.28</td> <td>68.20</td> <td>-20.92</td> <td>55.18</td> <td>37.90</td> <td>20.29</td> <td>66.73</td> <td>0.64</td> <td>--</td> <td>--</td> <td>PEAK</td> </tr> </tbody> </table>	Peak	Freq	Level	Limit	Line Margin	Read	Ant	Cable	Preamp	Aux	APos	TPos	Remark		MHz	dBuV/m	dBuV/m	dB	dBuV	dB/m	dB	dB	dB	cm	deg		1	11060.00	47.32	74.00	-26.68	57.28	38.70	16.35	65.66	0.65	--	--	PEAK	2	16590.00	47.28	68.20	-20.92	55.18	37.90	20.29	66.73	0.64	--	--	PEAK	<p>Site : 03CH16-HY Condition: PEAK(UNII) 3m 91200-1522_240328 VERTICAL</p> <table border="1"> <thead> <tr> <th>Peak</th> <th>Freq</th> <th>Level</th> <th>Limit</th> <th>Line Margin</th> <th>Read</th> <th>Ant</th> <th>Cable</th> <th>Preamp</th> <th>Aux</th> <th>APos</th> <th>TPos</th> <th>Remark</th> </tr> <tr> <th></th> <th>MHz</th> <th>dBuV/m</th> <th>dBuV/m</th> <th>dB</th> <th>dBuV</th> <th>dB/m</th> <th>dB</th> <th>dB</th> <th>dB</th> <th>cm</th> <th>deg</th> <th></th> </tr> </thead> <tbody> <tr> <td>1</td> <td>11060.00</td> <td>47.39</td> <td>74.00</td> <td>-26.61</td> <td>57.35</td> <td>38.70</td> <td>16.35</td> <td>65.66</td> <td>0.65</td> <td>--</td> <td>--</td> <td>PEAK</td> </tr> <tr> <td>2</td> <td>16590.00</td> <td>48.24</td> <td>68.20</td> <td>-19.96</td> <td>56.14</td> <td>37.90</td> <td>20.29</td> <td>66.73</td> <td>0.64</td> <td>--</td> <td>--</td> <td>PEAK</td> </tr> </tbody> </table>	Peak	Freq	Level	Limit	Line Margin	Read	Ant	Cable	Preamp	Aux	APos	TPos	Remark		MHz	dBuV/m	dBuV/m	dB	dBuV	dB/m	dB	dB	dB	cm	deg		1	11060.00	47.39	74.00	-26.61	57.35	38.70	16.35	65.66	0.65	--	--	PEAK	2	16590.00	48.24	68.20	-19.96	56.14	37.90	20.29	66.73	0.64	--	--	PEAK
	Peak	Freq	Level	Limit	Line Margin	Read	Ant	Cable	Preamp	Aux	APos	TPos	Remark																																																																																													
	MHz	dBuV/m	dBuV/m	dB	dBuV	dB/m	dB	dB	dB	cm	deg																																																																																															
1	11060.00	47.32	74.00	-26.68	57.28	38.70	16.35	65.66	0.65	--	--	PEAK																																																																																														
2	16590.00	47.28	68.20	-20.92	55.18	37.90	20.29	66.73	0.64	--	--	PEAK																																																																																														
Peak	Freq	Level	Limit	Line Margin	Read	Ant	Cable	Preamp	Aux	APos	TPos	Remark																																																																																														
	MHz	dBuV/m	dBuV/m	dB	dBuV	dB/m	dB	dB	dB	cm	deg																																																																																															
1	11060.00	47.39	74.00	-26.61	57.35	38.70	16.35	65.66	0.65	--	--	PEAK																																																																																														
2	16590.00	48.24	68.20	-19.96	56.14	37.90	20.29	66.73	0.64	--	--	PEAK																																																																																														



	<b>120</b>	
<b>Mode</b>	<b>Harmonic</b>	
	<b>U-NII-2C_5.47-5.725_802.11ac_VHT80_CH106_5530MHz</b>	
<b>ANT</b>	<b>0</b>	
<b>Pol.</b>	<b>Horizontal</b>	<b>Vertical</b>
<b>14.47G</b> <b>~14.5G</b> <b>Avg</b>	<p>Site : 03CH16-HY Condition: AVG_54 3m 91280-1522_240328 HORIZONTAL</p>	<p>Site : 03CH16-HY Condition: AVG_54 3m 91280-1522_240328 VERTICAL</p>
	<p>Site : 03CH16-HY Condition: AVG_54 3m 91280-1522_240328 HORIZONTAL</p>	<p>Site : 03CH16-HY Condition: AVG_54 3m 91280-1522_240328 VERTICAL</p>



		121																																																																																											
Mode	Band Edge - L																																																																																												
	U-NII-2C_5.47-5.725_802.11ac VHT80_CH122_5610MHz																																																																																												
ANT	0																																																																																												
Pol.	Horizontal	Fundamental																																																																																											
Peak	 <p>Level (dBuV/m) vs Frequency (MHz) plot for Horizontal polarization. The plot shows a signal level around 52.5 dBuV/m with a sharp peak at 5454 MHz reaching approximately 130 dBuV/m. A red limit line is shown at 74.00 dBuV/m.</p> <p>Site : 03CH16-HY Condition: PEAK_BE(UNII)_B3 3m 91200-1522_240328 HORIZONTAL : RBW:1000.000kHz VBW:3000.000kHz SWT:Auto</p> <table border="1"> <thead> <tr> <th>Peak</th> <th>Freq</th> <th>Level</th> <th>Limit</th> <th>Line Margin</th> <th>Read Level</th> <th>Ant Factor</th> <th>Cable Loss</th> <th>Preamp</th> <th>Aux</th> <th>APos</th> <th>TPos</th> <th>Remark</th> </tr> <tr> <th></th> <th>MHz</th> <th>dBuV/m</th> <th>dBuV/m</th> <th>dB</th> <th>dBuV</th> <th>dB/m</th> <th>dB</th> <th>dB</th> <th>dB</th> <th>cm</th> <th>deg</th> <th></th> </tr> </thead> <tbody> <tr> <td>1</td> <td>5455.56</td> <td>58.25</td> <td>74.00</td> <td>-15.75</td> <td>43.33</td> <td>32.80</td> <td>11.48</td> <td>29.36</td> <td>0.00</td> <td>300</td> <td>130</td> <td>PEAK</td> </tr> <tr> <td>2</td> <td>5467.78</td> <td>60.61</td> <td>68.20</td> <td>-7.59</td> <td>45.67</td> <td>32.80</td> <td>11.49</td> <td>29.35</td> <td>0.00</td> <td>300</td> <td>130</td> <td>PEAK</td> </tr> </tbody> </table>	Peak	Freq	Level	Limit	Line Margin	Read Level	Ant Factor	Cable Loss	Preamp	Aux	APos	TPos	Remark		MHz	dBuV/m	dBuV/m	dB	dBuV	dB/m	dB	dB	dB	cm	deg		1	5455.56	58.25	74.00	-15.75	43.33	32.80	11.48	29.36	0.00	300	130	PEAK	2	5467.78	60.61	68.20	-7.59	45.67	32.80	11.49	29.35	0.00	300	130	PEAK	 <p>Level (dBuV/m) vs Frequency (MHz) plot for Fundamental polarization. The plot shows a signal level around 52.5 dBuV/m with a sharp peak at 5610 MHz reaching approximately 130 dBuV/m. A red limit line is shown at 70.00 dBuV/m.</p> <p>Site : 03CH16-HY Condition: PEAK(UNII) 3m 91200-1522_240328 HORIZONTAL : RBW:1000.000kHz VBW:3000.000kHz SWT:Auto</p> <table border="1"> <thead> <tr> <th>Peak</th> <th>Freq</th> <th>Level</th> <th>Limit</th> <th>Line Margin</th> <th>Read Level</th> <th>Ant Factor</th> <th>Cable Loss</th> <th>Preamp</th> <th>Aux</th> <th>APos</th> <th>TPos</th> <th>Remark</th> </tr> <tr> <th></th> <th>MHz</th> <th>dBuV/m</th> <th>dBuV/m</th> <th>dB</th> <th>dBuV</th> <th>dB/m</th> <th>dB</th> <th>dB</th> <th>dB</th> <th>cm</th> <th>deg</th> <th></th> </tr> </thead> <tbody> <tr> <td>1</td> <td>5610.00</td> <td>110.93</td> <td>-----</td> <td>-----</td> <td>95.86</td> <td>32.80</td> <td>11.64</td> <td>29.37</td> <td>0.00</td> <td>300</td> <td>130</td> <td>PEAK</td> </tr> </tbody> </table>	Peak	Freq	Level	Limit	Line Margin	Read Level	Ant Factor	Cable Loss	Preamp	Aux	APos	TPos	Remark		MHz	dBuV/m	dBuV/m	dB	dBuV	dB/m	dB	dB	dB	cm	deg		1	5610.00	110.93	-----	-----	95.86	32.80	11.64	29.37	0.00	300	130	PEAK
	Peak	Freq	Level	Limit	Line Margin	Read Level	Ant Factor	Cable Loss	Preamp	Aux	APos	TPos	Remark																																																																																
	MHz	dBuV/m	dBuV/m	dB	dBuV	dB/m	dB	dB	dB	cm	deg																																																																																		
1	5455.56	58.25	74.00	-15.75	43.33	32.80	11.48	29.36	0.00	300	130	PEAK																																																																																	
2	5467.78	60.61	68.20	-7.59	45.67	32.80	11.49	29.35	0.00	300	130	PEAK																																																																																	
Peak	Freq	Level	Limit	Line Margin	Read Level	Ant Factor	Cable Loss	Preamp	Aux	APos	TPos	Remark																																																																																	
	MHz	dBuV/m	dBuV/m	dB	dBuV	dB/m	dB	dB	dB	cm	deg																																																																																		
1	5610.00	110.93	-----	-----	95.86	32.80	11.64	29.37	0.00	300	130	PEAK																																																																																	
Avg	 <p>Level (dBuV/m) vs Frequency (MHz) plot for Horizontal polarization. The plot shows a signal level around 52.5 dBuV/m with a sharp peak at 5454 MHz reaching approximately 130 dBuV/m. A red limit line is shown at 54.00 dBuV/m.</p> <p>Site : 03CH16-HY Condition: AVG_BE(UNII)_B3 3m 91200-1522_240328 HORIZONTAL : RBW:1000.000kHz VBW:3000.000kHz SWT:Auto</p> <table border="1"> <thead> <tr> <th>Peak</th> <th>Freq</th> <th>Level</th> <th>Limit</th> <th>Line Margin</th> <th>Read Level</th> <th>Ant Factor</th> <th>Cable Loss</th> <th>Preamp</th> <th>Aux</th> <th>APos</th> <th>TPos</th> <th>Remark</th> </tr> <tr> <th></th> <th>MHz</th> <th>dBuV/m</th> <th>dBuV/m</th> <th>dB</th> <th>dBuV</th> <th>dB/m</th> <th>dB</th> <th>dB</th> <th>dB</th> <th>cm</th> <th>deg</th> <th></th> </tr> </thead> <tbody> <tr> <td>1</td> <td>5450.42</td> <td>48.89</td> <td>54.00</td> <td>-5.11</td> <td>33.96</td> <td>32.80</td> <td>11.48</td> <td>29.35</td> <td>0.00</td> <td>300</td> <td>130</td> <td>AVERAGE</td> </tr> </tbody> </table>	Peak	Freq	Level	Limit	Line Margin	Read Level	Ant Factor	Cable Loss	Preamp	Aux	APos	TPos	Remark		MHz	dBuV/m	dBuV/m	dB	dBuV	dB/m	dB	dB	dB	cm	deg		1	5450.42	48.89	54.00	-5.11	33.96	32.80	11.48	29.35	0.00	300	130	AVERAGE	 <p>Level (dBuV/m) vs Frequency (MHz) plot for Fundamental polarization. The plot shows a signal level around 52.5 dBuV/m with a sharp peak at 5610 MHz reaching approximately 130 dBuV/m. A red limit line is shown at 54.00 dBuV/m.</p> <p>Site : 03CH16-HY Condition: AVG_54 3m 91200-1522_240328 HORIZONTAL : RBW:1000.000kHz VBW:3000.000kHz SWT:Auto</p> <table border="1"> <thead> <tr> <th>Peak</th> <th>Freq</th> <th>Level</th> <th>Limit</th> <th>Line Margin</th> <th>Read Level</th> <th>Ant Factor</th> <th>Cable Loss</th> <th>Preamp</th> <th>Aux</th> <th>APos</th> <th>TPos</th> <th>Remark</th> </tr> <tr> <th></th> <th>MHz</th> <th>dBuV/m</th> <th>dBuV/m</th> <th>dB</th> <th>dBuV</th> <th>dB/m</th> <th>dB</th> <th>dB</th> <th>dB</th> <th>cm</th> <th>deg</th> <th></th> </tr> </thead> <tbody> <tr> <td>1</td> <td>5610.00</td> <td>103.61</td> <td>-----</td> <td>-----</td> <td>88.54</td> <td>32.80</td> <td>11.64</td> <td>29.37</td> <td>0.00</td> <td>300</td> <td>130</td> <td>AVERAGE</td> </tr> </tbody> </table>	Peak	Freq	Level	Limit	Line Margin	Read Level	Ant Factor	Cable Loss	Preamp	Aux	APos	TPos	Remark		MHz	dBuV/m	dBuV/m	dB	dBuV	dB/m	dB	dB	dB	cm	deg		1	5610.00	103.61	-----	-----	88.54	32.80	11.64	29.37	0.00	300	130	AVERAGE													
	Peak	Freq	Level	Limit	Line Margin	Read Level	Ant Factor	Cable Loss	Preamp	Aux	APos	TPos	Remark																																																																																
	MHz	dBuV/m	dBuV/m	dB	dBuV	dB/m	dB	dB	dB	cm	deg																																																																																		
1	5450.42	48.89	54.00	-5.11	33.96	32.80	11.48	29.35	0.00	300	130	AVERAGE																																																																																	
Peak	Freq	Level	Limit	Line Margin	Read Level	Ant Factor	Cable Loss	Preamp	Aux	APos	TPos	Remark																																																																																	
	MHz	dBuV/m	dBuV/m	dB	dBuV	dB/m	dB	dB	dB	cm	deg																																																																																		
1	5610.00	103.61	-----	-----	88.54	32.80	11.64	29.37	0.00	300	130	AVERAGE																																																																																	



<b>Mode</b>	121																																									
	Band Edge - R																																									
	U-NII-2C_5.47-5.725_802.11ac VHT80_CH122_5610MHz																																									
<b>ANT</b>	0																																									
<b>Pol.</b>	<b>Horizontal</b>	<b>Fundamental</b>																																								
<b>Peak</b>	<p>Site : 03CH16-HY          Condition: PEAK_BE(U-NII)_B3 3m 91200-1522_240328 HORIZONTAL          : RBW:1000.000kHz VBW:3000.000kHz SMT:Auto</p> <table border="1"> <thead> <tr> <th>Limit</th> <th>Read</th> <th>Ant</th> <th>Cable</th> <th>Preamp</th> <th>Aux</th> <th>APos</th> <th>TPos</th> <th>Remark</th> </tr> <tr> <th>Freq</th> <th>Level</th> <th>Line Margin</th> <th>Level</th> <th>Factor</th> <th>Loss Factor</th> <th>Factor</th> <th></th> <th></th> </tr> <tr> <th>MHz</th> <th>dBuV/m</th> <th>dBuV/m</th> <th>dB</th> <th>dBuV</th> <th>dB/m</th> <th>dB</th> <th>dB</th> <th>cm</th> <th>deg</th> </tr> </thead> <tbody> <tr> <td>1 5725.48</td> <td>62.90</td> <td>68.20</td> <td>-5.30</td> <td>47.07</td> <td>33.45</td> <td>11.78</td> <td>29.40</td> <td>0.00</td> <td>300</td> <td>130</td> <td>PEAK</td> </tr> </tbody> </table>	Limit	Read	Ant	Cable	Preamp	Aux	APos	TPos	Remark	Freq	Level	Line Margin	Level	Factor	Loss Factor	Factor			MHz	dBuV/m	dBuV/m	dB	dBuV	dB/m	dB	dB	cm	deg	1 5725.48	62.90	68.20	-5.30	47.07	33.45	11.78	29.40	0.00	300	130	PEAK	<b>Blank</b>
Limit	Read	Ant	Cable	Preamp	Aux	APos	TPos	Remark																																		
Freq	Level	Line Margin	Level	Factor	Loss Factor	Factor																																				
MHz	dBuV/m	dBuV/m	dB	dBuV	dB/m	dB	dB	cm	deg																																	
1 5725.48	62.90	68.20	-5.30	47.07	33.45	11.78	29.40	0.00	300	130	PEAK																															





		121																																																																																												
Mode	Band Edge - L																																																																																													
	U-NII-2C_5.47-5.725_802.11ac VHT80_CH122_5610MHz																																																																																													
ANT	0																																																																																													
Pol.	Vertical	Fundamental																																																																																												
Peak	<p>Site : 03CH16-HY Condition: PEAK_BE(UNII)_B3 3m 91200-1522_240328 VERTICAL : RBW:1000.000kHz VBW:3000.000kHz SWT:Auto</p> <table border="1"> <thead> <tr> <th>Limit</th> <th>Read</th> <th>Ant</th> <th>Cable</th> <th>Preamp</th> <th>Aux</th> <th>APos</th> <th>TPos</th> <th>Remark</th> </tr> <tr> <th>Freq Level Line Margin</th> <th>Level</th> <th>Factor</th> <th>Loss</th> <th>Factor</th> <th>Factor</th> <th>Factor</th> <th>Factor</th> <th></th> </tr> <tr> <th>MHz</th> <th>dBuV/m</th> <th>dBuV/m</th> <th>dB</th> <th>dBuV</th> <th>dB/m</th> <th>dB</th> <th>dB</th> <th>cm</th> <th>deg</th> </tr> </thead> <tbody> <tr> <td>1 5458.94</td> <td>63.37</td> <td>74.00</td> <td>-10.63</td> <td>48.44</td> <td>32.80</td> <td>11.48</td> <td>29.35</td> <td>0.00</td> <td>100</td> <td>104</td> <td>PEAK</td> </tr> <tr> <td>2 5469.60</td> <td>63.86</td> <td>68.20</td> <td>-4.34</td> <td>48.92</td> <td>32.80</td> <td>11.49</td> <td>29.35</td> <td>0.00</td> <td>100</td> <td>104</td> <td>PEAK</td> </tr> </tbody> </table>	Limit	Read	Ant	Cable	Preamp	Aux	APos	TPos	Remark	Freq Level Line Margin	Level	Factor	Loss	Factor	Factor	Factor	Factor		MHz	dBuV/m	dBuV/m	dB	dBuV	dB/m	dB	dB	cm	deg	1 5458.94	63.37	74.00	-10.63	48.44	32.80	11.48	29.35	0.00	100	104	PEAK	2 5469.60	63.86	68.20	-4.34	48.92	32.80	11.49	29.35	0.00	100	104	PEAK	<p>Site : 03CH16-HY Condition: PEAK(UNII) 3m 91200-1522_240328 VERTICAL : RBW:1000.000kHz VBW:3000.000kHz SWT:Auto</p> <table border="1"> <thead> <tr> <th>Limit</th> <th>Read</th> <th>Ant</th> <th>Cable</th> <th>Preamp</th> <th>Aux</th> <th>APos</th> <th>TPos</th> <th>Remark</th> </tr> <tr> <th>Freq Level Line Margin</th> <th>Level</th> <th>Factor</th> <th>Loss</th> <th>Factor</th> <th>Factor</th> <th>Factor</th> <th>Factor</th> <th></th> </tr> <tr> <th>MHz</th> <th>dBuV/m</th> <th>dBuV/m</th> <th>dB</th> <th>dBuV</th> <th>dB/m</th> <th>dB</th> <th>dB</th> <th>cm</th> <th>deg</th> </tr> </thead> <tbody> <tr> <td>1 5610.00</td> <td>113.75</td> <td>-----</td> <td>-----</td> <td>98.63</td> <td>32.83</td> <td>11.66</td> <td>29.37</td> <td>0.00</td> <td>100</td> <td>104</td> <td>PEAK</td> </tr> </tbody> </table>	Limit	Read	Ant	Cable	Preamp	Aux	APos	TPos	Remark	Freq Level Line Margin	Level	Factor	Loss	Factor	Factor	Factor	Factor		MHz	dBuV/m	dBuV/m	dB	dBuV	dB/m	dB	dB	cm	deg	1 5610.00	113.75	-----	-----	98.63	32.83	11.66	29.37	0.00	100	104	PEAK
	Limit	Read	Ant	Cable	Preamp	Aux	APos	TPos	Remark																																																																																					
Freq Level Line Margin	Level	Factor	Loss	Factor	Factor	Factor	Factor																																																																																							
MHz	dBuV/m	dBuV/m	dB	dBuV	dB/m	dB	dB	cm	deg																																																																																					
1 5458.94	63.37	74.00	-10.63	48.44	32.80	11.48	29.35	0.00	100	104	PEAK																																																																																			
2 5469.60	63.86	68.20	-4.34	48.92	32.80	11.49	29.35	0.00	100	104	PEAK																																																																																			
Limit	Read	Ant	Cable	Preamp	Aux	APos	TPos	Remark																																																																																						
Freq Level Line Margin	Level	Factor	Loss	Factor	Factor	Factor	Factor																																																																																							
MHz	dBuV/m	dBuV/m	dB	dBuV	dB/m	dB	dB	cm	deg																																																																																					
1 5610.00	113.75	-----	-----	98.63	32.83	11.66	29.37	0.00	100	104	PEAK																																																																																			
Avg	<p>Site : 03CH16-HY Condition: AVG_BE(UNII)_B3 3m 91200-1522_240328 VERTICAL : RBW:1000.000kHz VBW:3000.000kHz SWT:Auto</p> <table border="1"> <thead> <tr> <th>Limit</th> <th>Read</th> <th>Ant</th> <th>Cable</th> <th>Preamp</th> <th>Aux</th> <th>APos</th> <th>TPos</th> <th>Remark</th> </tr> <tr> <th>Freq Level Line Margin</th> <th>Level</th> <th>Factor</th> <th>Loss</th> <th>Factor</th> <th>Factor</th> <th>Factor</th> <th>Factor</th> <th></th> </tr> <tr> <th>MHz</th> <th>dBuV/m</th> <th>dBuV/m</th> <th>dB</th> <th>dBuV</th> <th>dB/m</th> <th>dB</th> <th>dB</th> <th>cm</th> <th>deg</th> </tr> </thead> <tbody> <tr> <td>1 5457.90</td> <td>52.16</td> <td>54.00</td> <td>-1.84</td> <td>37.24</td> <td>32.80</td> <td>11.48</td> <td>29.36</td> <td>0.00</td> <td>100</td> <td>104</td> <td>AVERAGE</td> </tr> </tbody> </table>	Limit	Read	Ant	Cable	Preamp	Aux	APos	TPos	Remark	Freq Level Line Margin	Level	Factor	Loss	Factor	Factor	Factor	Factor		MHz	dBuV/m	dBuV/m	dB	dBuV	dB/m	dB	dB	cm	deg	1 5457.90	52.16	54.00	-1.84	37.24	32.80	11.48	29.36	0.00	100	104	AVERAGE	<p>Site : 03CH16-HY Condition: AVG_54 3m 91200-1522_240328 VERTICAL : RBW:1000.000kHz VBW:3000.000kHz SWT:Auto</p> <table border="1"> <thead> <tr> <th>Limit</th> <th>Read</th> <th>Ant</th> <th>Cable</th> <th>Preamp</th> <th>Aux</th> <th>APos</th> <th>TPos</th> <th>Remark</th> </tr> <tr> <th>Freq Level Line Margin</th> <th>Level</th> <th>Factor</th> <th>Loss</th> <th>Factor</th> <th>Factor</th> <th>Factor</th> <th>Factor</th> <th></th> </tr> <tr> <th>MHz</th> <th>dBuV/m</th> <th>dBuV/m</th> <th>dB</th> <th>dBuV</th> <th>dB/m</th> <th>dB</th> <th>dB</th> <th>cm</th> <th>deg</th> </tr> </thead> <tbody> <tr> <td>1 5610.00</td> <td>105.45</td> <td>-----</td> <td>-----</td> <td>90.27</td> <td>32.88</td> <td>11.67</td> <td>29.37</td> <td>0.00</td> <td>100</td> <td>104</td> <td>AVERAGE</td> </tr> </tbody> </table>	Limit	Read	Ant	Cable	Preamp	Aux	APos	TPos	Remark	Freq Level Line Margin	Level	Factor	Loss	Factor	Factor	Factor	Factor		MHz	dBuV/m	dBuV/m	dB	dBuV	dB/m	dB	dB	cm	deg	1 5610.00	105.45	-----	-----	90.27	32.88	11.67	29.37	0.00	100	104	AVERAGE												
	Limit	Read	Ant	Cable	Preamp	Aux	APos	TPos	Remark																																																																																					
Freq Level Line Margin	Level	Factor	Loss	Factor	Factor	Factor	Factor																																																																																							
MHz	dBuV/m	dBuV/m	dB	dBuV	dB/m	dB	dB	cm	deg																																																																																					
1 5457.90	52.16	54.00	-1.84	37.24	32.80	11.48	29.36	0.00	100	104	AVERAGE																																																																																			
Limit	Read	Ant	Cable	Preamp	Aux	APos	TPos	Remark																																																																																						
Freq Level Line Margin	Level	Factor	Loss	Factor	Factor	Factor	Factor																																																																																							
MHz	dBuV/m	dBuV/m	dB	dBuV	dB/m	dB	dB	cm	deg																																																																																					
1 5610.00	105.45	-----	-----	90.27	32.88	11.67	29.37	0.00	100	104	AVERAGE																																																																																			



Mode	121																																								
	Band Edge - R																																								
	U-NII-2C_5.47-5.725_802.11ac VHT80_CH122_5610MHz																																								
ANT	0																																								
Pol.	Vertical	Fundamental																																							
Peak	<p>Site : 03CH16-HY            Condition: PEAK_BE(U-NII)_B3 3m 91200-1522_240328 VERTICAL            : RBW:1000.000kHz VBW:3000.000kHz SMT:Auto</p> <table border="1"> <thead> <tr> <th>Limit</th> <th>Read</th> <th>Ant</th> <th>Cable</th> <th>Preamp</th> <th>Aux</th> <th>APos</th> <th>TPos</th> <th>Remark</th> </tr> <tr> <th>Freq</th> <th>Level</th> <th>Line Margin</th> <th>Level</th> <th>Factor</th> <th>Loss Factor</th> <th>Factor</th> <th></th> <th></th> </tr> <tr> <th>MHz</th> <th>dBuV/m</th> <th>dBuV/m</th> <th>dB</th> <th>dBuV</th> <th>dB/m</th> <th>dB</th> <th>dB</th> <th>cm</th> <th>deg</th> </tr> </thead> <tbody> <tr> <td>1 5746.56</td> <td>63.86</td> <td>68.20</td> <td>-4.34</td> <td>47.97</td> <td>33.49</td> <td>11.80</td> <td>29.40</td> <td>0.00</td> <td>100</td> <td>104 PEAK</td> </tr> </tbody> </table>	Limit	Read	Ant	Cable	Preamp	Aux	APos	TPos	Remark	Freq	Level	Line Margin	Level	Factor	Loss Factor	Factor			MHz	dBuV/m	dBuV/m	dB	dBuV	dB/m	dB	dB	cm	deg	1 5746.56	63.86	68.20	-4.34	47.97	33.49	11.80	29.40	0.00	100	104 PEAK	Blank
Limit	Read	Ant	Cable	Preamp	Aux	APos	TPos	Remark																																	
Freq	Level	Line Margin	Level	Factor	Loss Factor	Factor																																			
MHz	dBuV/m	dBuV/m	dB	dBuV	dB/m	dB	dB	cm	deg																																
1 5746.56	63.86	68.20	-4.34	47.97	33.49	11.80	29.40	0.00	100	104 PEAK																															

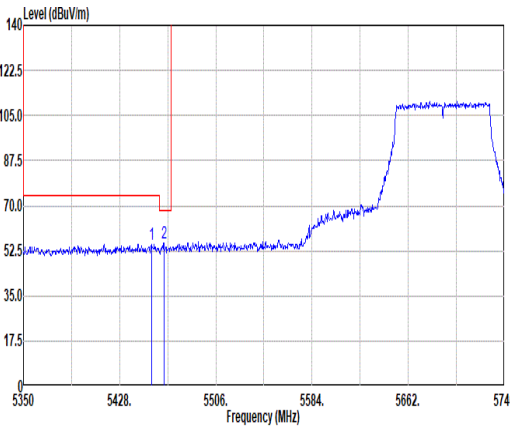
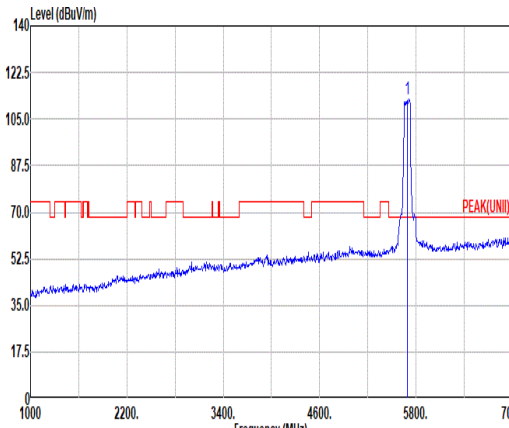
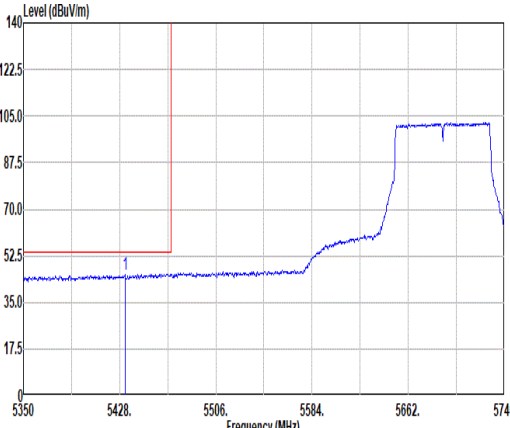
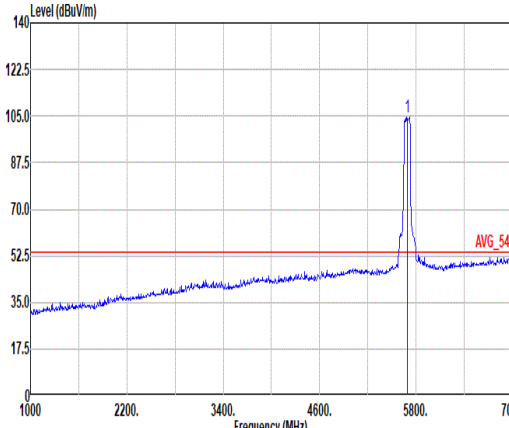


Mode	121																																																																																																											
	Harmonic																																																																																																											
	U-NII-2C_5.47-5.725_802.11ac VHT80_CH122_5610MHz																																																																																																											
ANT	0																																																																																																											
Pol.	Horizontal	Vertical																																																																																																										
Peak Avg	<p>Site : 03CH16-HY Condition: PEAK(UNII) 3m 91200-1522_240328 HORIZONTAL</p> <table border="1"> <thead> <tr> <th>Limit</th> <th>Read</th> <th>Ant</th> <th>Cable</th> <th>Preamp</th> <th>Aux</th> <th>APos</th> <th>TPos</th> <th>Remark</th> </tr> <tr> <th>Freq</th> <th>Level</th> <th>Line</th> <th>Margin</th> <th>Level</th> <th>Factor</th> <th>Loss</th> <th>Factor</th> <th>Factor</th> </tr> <tr> <th>MHz</th> <th>dBuV/m</th> <th>dBuV/m</th> <th>dB</th> <th>dBuV</th> <th>dB/m</th> <th>dB</th> <th>dB</th> <th>dB</th> </tr> </thead> <tbody> <tr> <td>1</td> <td>11220.00</td> <td>46.83</td> <td>74.00</td> <td>-27.17</td> <td>56.67</td> <td>38.74</td> <td>16.49</td> <td>65.70</td> <td>0.63</td> <td>--</td> <td>--</td> <td>PEAK</td> </tr> <tr> <td>2</td> <td>16830.00</td> <td>47.74</td> <td>68.20</td> <td>-20.46</td> <td>54.75</td> <td>38.04</td> <td>20.54</td> <td>66.22</td> <td>0.63</td> <td>--</td> <td>--</td> <td>PEAK</td> </tr> </tbody> </table>	Limit	Read	Ant	Cable	Preamp	Aux	APos	TPos	Remark	Freq	Level	Line	Margin	Level	Factor	Loss	Factor	Factor	MHz	dBuV/m	dBuV/m	dB	dBuV	dB/m	dB	dB	dB	1	11220.00	46.83	74.00	-27.17	56.67	38.74	16.49	65.70	0.63	--	--	PEAK	2	16830.00	47.74	68.20	-20.46	54.75	38.04	20.54	66.22	0.63	--	--	PEAK	<p>Site : 03CH16-HY Condition: PEAK(UNII) 3m 91200-1522_240328 VERTICAL</p> <table border="1"> <thead> <tr> <th>Limit</th> <th>Read</th> <th>Ant</th> <th>Cable</th> <th>Preamp</th> <th>Aux</th> <th>APos</th> <th>TPos</th> <th>Remark</th> </tr> <tr> <th>Freq</th> <th>Level</th> <th>Line</th> <th>Margin</th> <th>Level</th> <th>Factor</th> <th>Loss</th> <th>Factor</th> <th>Factor</th> </tr> <tr> <th>MHz</th> <th>dBuV/m</th> <th>dBuV/m</th> <th>dB</th> <th>dBuV</th> <th>dB/m</th> <th>dB</th> <th>dB</th> <th>dB</th> </tr> </thead> <tbody> <tr> <td>1</td> <td>11220.00</td> <td>46.36</td> <td>74.00</td> <td>-27.64</td> <td>56.20</td> <td>38.74</td> <td>16.49</td> <td>65.70</td> <td>0.63</td> <td>--</td> <td>--</td> <td>PEAK</td> </tr> <tr> <td>2</td> <td>16830.00</td> <td>47.83</td> <td>68.20</td> <td>-20.37</td> <td>54.84</td> <td>38.04</td> <td>20.54</td> <td>66.22</td> <td>0.63</td> <td>--</td> <td>--</td> <td>PEAK</td> </tr> </tbody> </table>	Limit	Read	Ant	Cable	Preamp	Aux	APos	TPos	Remark	Freq	Level	Line	Margin	Level	Factor	Loss	Factor	Factor	MHz	dBuV/m	dBuV/m	dB	dBuV	dB/m	dB	dB	dB	1	11220.00	46.36	74.00	-27.64	56.20	38.74	16.49	65.70	0.63	--	--	PEAK	2	16830.00	47.83	68.20	-20.37	54.84	38.04	20.54	66.22	0.63	--	--	PEAK
	Limit	Read	Ant	Cable	Preamp	Aux	APos	TPos	Remark																																																																																																			
Freq	Level	Line	Margin	Level	Factor	Loss	Factor	Factor																																																																																																				
MHz	dBuV/m	dBuV/m	dB	dBuV	dB/m	dB	dB	dB																																																																																																				
1	11220.00	46.83	74.00	-27.17	56.67	38.74	16.49	65.70	0.63	--	--	PEAK																																																																																																
2	16830.00	47.74	68.20	-20.46	54.75	38.04	20.54	66.22	0.63	--	--	PEAK																																																																																																
Limit	Read	Ant	Cable	Preamp	Aux	APos	TPos	Remark																																																																																																				
Freq	Level	Line	Margin	Level	Factor	Loss	Factor	Factor																																																																																																				
MHz	dBuV/m	dBuV/m	dB	dBuV	dB/m	dB	dB	dB																																																																																																				
1	11220.00	46.36	74.00	-27.64	56.20	38.74	16.49	65.70	0.63	--	--	PEAK																																																																																																
2	16830.00	47.83	68.20	-20.37	54.84	38.04	20.54	66.22	0.63	--	--	PEAK																																																																																																



	121	
<b>Mode</b>	<b>Harmonic</b>	
	<b>U-NII-2C_5.47-5.725_802.11ac_VHT80_CH122_5610MHz</b>	
<b>ANT</b>	<b>0</b>	
<b>Pol.</b>	<b>Horizontal</b>	<b>Vertical</b>
<b>14.47G</b> <b>~14.5G</b> <b>Avg</b>	<p>Site : 03CH16-HY Condition: AVG_54 3m 91280-1522_240328 HORIZONTAL</p>	<p>Site : 03CH16-HY Condition: AVG_54 3m 91280-1522_240328 VERTICAL</p>
<b>17.7G</b> <b>~18G</b> <b>Avg</b>	<p>Site : 03CH16-HY Condition: AVG_54 3m 91280-1522_240328 HORIZONTAL</p>	<p>Site : 03CH16-HY Condition: AVG_54 3m 91280-1522_240328 VERTICAL</p>

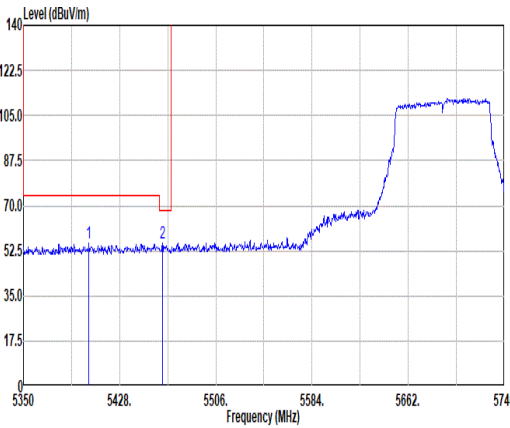
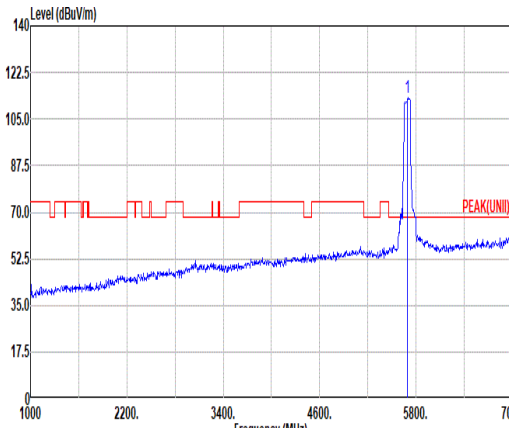
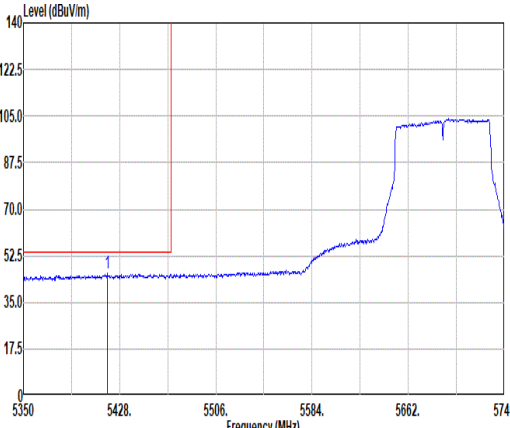
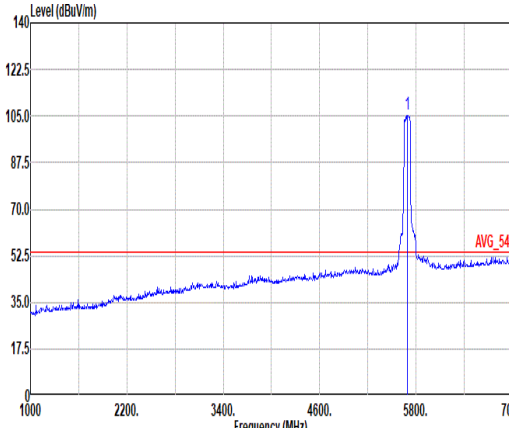


		122																																																																	
<b>Mode</b>		Band Edge - L																																																																	
		U-NII-2C_5.47-5.725_802.11ac VHT80_CH138_5690MHz																																																																	
<b>ANT</b>		0																																																																	
<b>Pol.</b>	<b>Horizontal</b>	<b>Fundamental</b>																																																																	
<b>Peak</b>	 <p>Level (dBuV/m) vs Frequency (MHz)</p> <p>Site : 03CH16-HY Condition: STRADDLES U-NII-182A 3m 91200-1522_240328 HORIZONTAL : RBW:1000.000kHz VBW:3000.000kHz SWT:Auto</p> <table border="1"> <thead> <tr> <th>Peak</th> <th>Freq (MHz)</th> <th>Level (dBuV/m)</th> <th>Limit (dBuV/m)</th> <th>Line Margin (dB)</th> <th>Read Level (dBuV)</th> <th>Ant Factor (dB/m)</th> <th>Cable Loss (dB)</th> <th>Preamp (dB)</th> <th>Aux (dB)</th> <th>APos (cm)</th> <th>TPos (deg)</th> <th>Remark</th> </tr> </thead> <tbody> <tr> <td>1</td> <td>5453.74</td> <td>54.89</td> <td>74.00</td> <td>-19.11</td> <td>39.98</td> <td>32.80</td> <td>11.47</td> <td>29.36</td> <td>0.00</td> <td>300</td> <td>127</td> <td>PEAK</td> </tr> <tr> <td>2</td> <td>5463.88</td> <td>55.30</td> <td>68.20</td> <td>-12.90</td> <td>40.36</td> <td>32.80</td> <td>11.49</td> <td>29.35</td> <td>0.00</td> <td>300</td> <td>127</td> <td>PEAK</td> </tr> </tbody> </table>	Peak	Freq (MHz)	Level (dBuV/m)	Limit (dBuV/m)	Line Margin (dB)	Read Level (dBuV)	Ant Factor (dB/m)	Cable Loss (dB)	Preamp (dB)	Aux (dB)	APos (cm)	TPos (deg)	Remark	1	5453.74	54.89	74.00	-19.11	39.98	32.80	11.47	29.36	0.00	300	127	PEAK	2	5463.88	55.30	68.20	-12.90	40.36	32.80	11.49	29.35	0.00	300	127	PEAK	 <p>Level (dBuV/m) vs Frequency (MHz)</p> <p>Site : 03CH16-HY Condition: PEAK(UNII) 3m 91200-1522_240328 HORIZONTAL : RBW:1000.000kHz VBW:3000.000kHz SWT:Auto</p> <table border="1"> <thead> <tr> <th>Peak</th> <th>Freq (MHz)</th> <th>Level (dBuV/m)</th> <th>Limit (dBuV/m)</th> <th>Line Margin (dB)</th> <th>Read Level (dBuV)</th> <th>Ant Factor (dB/m)</th> <th>Cable Loss (dB)</th> <th>Preamp (dB)</th> <th>Aux (dB)</th> <th>APos (cm)</th> <th>TPos (deg)</th> <th>Remark</th> </tr> </thead> <tbody> <tr> <td>1</td> <td>5690.00</td> <td>112.47</td> <td>-----</td> <td>-----</td> <td>96.67</td> <td>33.42</td> <td>11.77</td> <td>29.39</td> <td>0.00</td> <td>300</td> <td>127</td> <td>PEAK</td> </tr> </tbody> </table>	Peak	Freq (MHz)	Level (dBuV/m)	Limit (dBuV/m)	Line Margin (dB)	Read Level (dBuV)	Ant Factor (dB/m)	Cable Loss (dB)	Preamp (dB)	Aux (dB)	APos (cm)	TPos (deg)	Remark	1	5690.00	112.47	-----	-----	96.67	33.42	11.77	29.39	0.00	300	127	PEAK
	Peak	Freq (MHz)	Level (dBuV/m)	Limit (dBuV/m)	Line Margin (dB)	Read Level (dBuV)	Ant Factor (dB/m)	Cable Loss (dB)	Preamp (dB)	Aux (dB)	APos (cm)	TPos (deg)	Remark																																																						
1	5453.74	54.89	74.00	-19.11	39.98	32.80	11.47	29.36	0.00	300	127	PEAK																																																							
2	5463.88	55.30	68.20	-12.90	40.36	32.80	11.49	29.35	0.00	300	127	PEAK																																																							
Peak	Freq (MHz)	Level (dBuV/m)	Limit (dBuV/m)	Line Margin (dB)	Read Level (dBuV)	Ant Factor (dB/m)	Cable Loss (dB)	Preamp (dB)	Aux (dB)	APos (cm)	TPos (deg)	Remark																																																							
1	5690.00	112.47	-----	-----	96.67	33.42	11.77	29.39	0.00	300	127	PEAK																																																							
<b>Avg</b>	 <p>Level (dBuV/m) vs Frequency (MHz)</p> <p>Site : 03CH16-HY Condition: U-NII-182A AVERAGE 3m 91200-1522_240328 HORIZONTAL : RBW:1000.000kHz VBW:3000.000kHz SWT:Auto</p> <table border="1"> <thead> <tr> <th>Peak</th> <th>Freq (MHz)</th> <th>Level (dBuV/m)</th> <th>Limit (dBuV/m)</th> <th>Line Margin (dB)</th> <th>Read Level (dBuV)</th> <th>Ant Factor (dB/m)</th> <th>Cable Loss (dB)</th> <th>Preamp (dB)</th> <th>Aux (dB)</th> <th>APos (cm)</th> <th>TPos (deg)</th> <th>Remark</th> </tr> </thead> <tbody> <tr> <td>1</td> <td>5432.29</td> <td>45.48</td> <td>54.00</td> <td>-8.52</td> <td>30.59</td> <td>32.80</td> <td>11.45</td> <td>29.36</td> <td>0.00</td> <td>300</td> <td>127</td> <td>AVERAGE</td> </tr> </tbody> </table>	Peak	Freq (MHz)	Level (dBuV/m)	Limit (dBuV/m)	Line Margin (dB)	Read Level (dBuV)	Ant Factor (dB/m)	Cable Loss (dB)	Preamp (dB)	Aux (dB)	APos (cm)	TPos (deg)	Remark	1	5432.29	45.48	54.00	-8.52	30.59	32.80	11.45	29.36	0.00	300	127	AVERAGE	 <p>Level (dBuV/m) vs Frequency (MHz)</p> <p>Site : 03CH16-HY Condition: AVG_54 3m 91200-1522_240328 HORIZONTAL : RBW:1000.000kHz VBW:3000.000kHz SWT:Auto</p> <table border="1"> <thead> <tr> <th>Peak</th> <th>Freq (MHz)</th> <th>Level (dBuV/m)</th> <th>Limit (dBuV/m)</th> <th>Line Margin (dB)</th> <th>Read Level (dBuV)</th> <th>Ant Factor (dB/m)</th> <th>Cable Loss (dB)</th> <th>Preamp (dB)</th> <th>Aux (dB)</th> <th>APos (cm)</th> <th>TPos (deg)</th> <th>Remark</th> </tr> </thead> <tbody> <tr> <td>1</td> <td>5690.00</td> <td>104.00</td> <td>-----</td> <td>-----</td> <td>88.99</td> <td>33.43</td> <td>11.77</td> <td>29.39</td> <td>0.00</td> <td>300</td> <td>127</td> <td>AVERAGE</td> </tr> </tbody> </table>	Peak	Freq (MHz)	Level (dBuV/m)	Limit (dBuV/m)	Line Margin (dB)	Read Level (dBuV)	Ant Factor (dB/m)	Cable Loss (dB)	Preamp (dB)	Aux (dB)	APos (cm)	TPos (deg)	Remark	1	5690.00	104.00	-----	-----	88.99	33.43	11.77	29.39	0.00	300	127	AVERAGE													
Peak	Freq (MHz)	Level (dBuV/m)	Limit (dBuV/m)	Line Margin (dB)	Read Level (dBuV)	Ant Factor (dB/m)	Cable Loss (dB)	Preamp (dB)	Aux (dB)	APos (cm)	TPos (deg)	Remark																																																							
1	5432.29	45.48	54.00	-8.52	30.59	32.80	11.45	29.36	0.00	300	127	AVERAGE																																																							
Peak	Freq (MHz)	Level (dBuV/m)	Limit (dBuV/m)	Line Margin (dB)	Read Level (dBuV)	Ant Factor (dB/m)	Cable Loss (dB)	Preamp (dB)	Aux (dB)	APos (cm)	TPos (deg)	Remark																																																							
1	5690.00	104.00	-----	-----	88.99	33.43	11.77	29.39	0.00	300	127	AVERAGE																																																							



Mode	122																																								
	Band Edge - R																																								
	U-NII-2C_5.47-5.725_802.11ac VHT80_CH138_5690MHz																																								
ANT	0																																								
Pol.	Horizontal	Fundamental																																							
Peak	<p>Site : 03CH16-HY          Condition: STRADDLES U-NII-1&amp;2A 3m 91200-1522_240328 HORIZONTAL          : RBW:1000.000kHz VBW:3000.000kHz SMT:Auto</p> <table border="1"> <thead> <tr> <th>Limit</th> <th>Read</th> <th>Ant</th> <th>Cable</th> <th>Preamp</th> <th>Aux</th> <th>APos</th> <th>TPos</th> <th>Remark</th> </tr> <tr> <th>Freq</th> <th>Level</th> <th>Line Margin</th> <th>Level Factor</th> <th>Loss Factor</th> <th>Loss Factor</th> <th>Factor</th> <th></th> <th></th> </tr> <tr> <th>MHz</th> <th>dBuV/m</th> <th>dBuV/m</th> <th>dB</th> <th>dBuV</th> <th>dB/m</th> <th>dB</th> <th>dB</th> <th>cm</th> <th>deg</th> </tr> </thead> <tbody> <tr> <td>1 5850.70</td> <td>58.47</td> <td>68.20</td> <td>-9.73</td> <td>42.09</td> <td>33.90</td> <td>11.90</td> <td>29.42</td> <td>0.00</td> <td>300</td> <td>127 PEAK</td> </tr> </tbody> </table>	Limit	Read	Ant	Cable	Preamp	Aux	APos	TPos	Remark	Freq	Level	Line Margin	Level Factor	Loss Factor	Loss Factor	Factor			MHz	dBuV/m	dBuV/m	dB	dBuV	dB/m	dB	dB	cm	deg	1 5850.70	58.47	68.20	-9.73	42.09	33.90	11.90	29.42	0.00	300	127 PEAK	Blank
Limit	Read	Ant	Cable	Preamp	Aux	APos	TPos	Remark																																	
Freq	Level	Line Margin	Level Factor	Loss Factor	Loss Factor	Factor																																			
MHz	dBuV/m	dBuV/m	dB	dBuV	dB/m	dB	dB	cm	deg																																
1 5850.70	58.47	68.20	-9.73	42.09	33.90	11.90	29.42	0.00	300	127 PEAK																															



		122																																																																																															
Mode	Band Edge - L																																																																																																
	U-NII-2C_5.47-5.725_802.11ac VHT80_CH138_5690MHz																																																																																																
ANT	0																																																																																																
Pol.	Vertical	Fundamental																																																																																															
Peak	 <p>Site : 03CH16-HY Condition: STRADDLES U-NII-182A 3m 91200-1522_240328 VERTICAL : RBW:1000.000kHz VBW:3000.000kHz SWT:Auto</p> <table border="1"> <thead> <tr> <th></th> <th>Limit</th> <th>Read</th> <th>Ant</th> <th>Cable</th> <th>Preamp</th> <th>Aux</th> <th>APos</th> <th>TPos</th> <th></th> </tr> <tr> <th>Freq</th> <th>Level</th> <th>Line Margin</th> <th>Level</th> <th>Factor</th> <th>Loss</th> <th>Factor</th> <th>Factor</th> <th>Factor</th> <th>Remark</th> </tr> <tr> <th>MHz</th> <th>dBuV/m</th> <th>dBuV/m</th> <th>dB</th> <th>dBuV</th> <th>dB/m</th> <th>dB</th> <th>dB</th> <th>dB</th> <th>cm</th> </tr> </thead> <tbody> <tr> <td>1</td> <td>5403.04</td> <td>55.45</td> <td>74.00</td> <td>-18.55</td> <td>40.60</td> <td>32.80</td> <td>11.41</td> <td>29.36</td> <td>0.00</td> <td>300</td> <td>91 PEAK</td> </tr> <tr> <td>2</td> <td>5462.71</td> <td>55.22</td> <td>68.20</td> <td>-12.98</td> <td>40.28</td> <td>32.80</td> <td>11.49</td> <td>29.35</td> <td>0.00</td> <td>300</td> <td>91 PEAK</td> </tr> </tbody> </table>		Limit	Read	Ant	Cable	Preamp	Aux	APos	TPos		Freq	Level	Line Margin	Level	Factor	Loss	Factor	Factor	Factor	Remark	MHz	dBuV/m	dBuV/m	dB	dBuV	dB/m	dB	dB	dB	cm	1	5403.04	55.45	74.00	-18.55	40.60	32.80	11.41	29.36	0.00	300	91 PEAK	2	5462.71	55.22	68.20	-12.98	40.28	32.80	11.49	29.35	0.00	300	91 PEAK	 <p>Site : 03CH16-HY Condition: PEAK(UNII) 3m 91200-1522_240328 VERTICAL : RBW:1000.000kHz VBW:3000.000kHz SWT:Auto</p> <table border="1"> <thead> <tr> <th></th> <th>Limit</th> <th>Read</th> <th>Ant</th> <th>Cable</th> <th>Preamp</th> <th>Aux</th> <th>APos</th> <th>TPos</th> <th></th> </tr> <tr> <th>Freq</th> <th>Level</th> <th>Line Margin</th> <th>Level</th> <th>Factor</th> <th>Loss</th> <th>Factor</th> <th>Factor</th> <th>Factor</th> <th>Remark</th> </tr> <tr> <th>MHz</th> <th>dBuV/m</th> <th>dBuV/m</th> <th>dB</th> <th>dBuV</th> <th>dB/m</th> <th>dB</th> <th>dB</th> <th>dB</th> <th>cm</th> </tr> </thead> <tbody> <tr> <td>1</td> <td>5690.00</td> <td>113.00</td> <td>-----</td> <td>97.22</td> <td>33.41</td> <td>11.76</td> <td>29.39</td> <td>0.00</td> <td>300</td> <td>91 PEAK</td> </tr> </tbody> </table>		Limit	Read	Ant	Cable	Preamp	Aux	APos	TPos		Freq	Level	Line Margin	Level	Factor	Loss	Factor	Factor	Factor	Remark	MHz	dBuV/m	dBuV/m	dB	dBuV	dB/m	dB	dB	dB	cm	1	5690.00	113.00	-----	97.22	33.41	11.76	29.39	0.00	300	91 PEAK
		Limit	Read	Ant	Cable	Preamp	Aux	APos	TPos																																																																																								
Freq	Level	Line Margin	Level	Factor	Loss	Factor	Factor	Factor	Remark																																																																																								
MHz	dBuV/m	dBuV/m	dB	dBuV	dB/m	dB	dB	dB	cm																																																																																								
1	5403.04	55.45	74.00	-18.55	40.60	32.80	11.41	29.36	0.00	300	91 PEAK																																																																																						
2	5462.71	55.22	68.20	-12.98	40.28	32.80	11.49	29.35	0.00	300	91 PEAK																																																																																						
	Limit	Read	Ant	Cable	Preamp	Aux	APos	TPos																																																																																									
Freq	Level	Line Margin	Level	Factor	Loss	Factor	Factor	Factor	Remark																																																																																								
MHz	dBuV/m	dBuV/m	dB	dBuV	dB/m	dB	dB	dB	cm																																																																																								
1	5690.00	113.00	-----	97.22	33.41	11.76	29.39	0.00	300	91 PEAK																																																																																							
Avg	 <p>Site : 03CH16-HY Condition: U-NII-182A AVERAGE 3m 91200-1522_240328 VERTICAL : RBW:1000.000kHz VBW:3000.000kHz SWT:Auto</p> <table border="1"> <thead> <tr> <th></th> <th>Limit</th> <th>Read</th> <th>Ant</th> <th>Cable</th> <th>Preamp</th> <th>Aux</th> <th>APos</th> <th>TPos</th> <th></th> </tr> <tr> <th>Freq</th> <th>Level</th> <th>Line Margin</th> <th>Level</th> <th>Factor</th> <th>Loss</th> <th>Factor</th> <th>Factor</th> <th>Factor</th> <th>Remark</th> </tr> <tr> <th>MHz</th> <th>dBuV/m</th> <th>dBuV/m</th> <th>dB</th> <th>dBuV</th> <th>dB/m</th> <th>dB</th> <th>dB</th> <th>dB</th> <th>cm</th> </tr> </thead> <tbody> <tr> <td>1</td> <td>5417.86</td> <td>45.85</td> <td>54.00</td> <td>-8.15</td> <td>30.98</td> <td>32.80</td> <td>11.43</td> <td>29.36</td> <td>0.00</td> <td>300</td> <td>91 AVERAGE</td> </tr> </tbody> </table>		Limit	Read	Ant	Cable	Preamp	Aux	APos	TPos		Freq	Level	Line Margin	Level	Factor	Loss	Factor	Factor	Factor	Remark	MHz	dBuV/m	dBuV/m	dB	dBuV	dB/m	dB	dB	dB	cm	1	5417.86	45.85	54.00	-8.15	30.98	32.80	11.43	29.36	0.00	300	91 AVERAGE	 <p>Site : 03CH16-HY Condition: AVG_54 3m 91200-1522_240328 VERTICAL : RBW:1000.000kHz VBW:3000.000kHz SWT:Auto</p> <table border="1"> <thead> <tr> <th></th> <th>Limit</th> <th>Read</th> <th>Ant</th> <th>Cable</th> <th>Preamp</th> <th>Aux</th> <th>APos</th> <th>TPos</th> <th></th> </tr> <tr> <th>Freq</th> <th>Level</th> <th>Line Margin</th> <th>Level</th> <th>Factor</th> <th>Loss</th> <th>Factor</th> <th>Factor</th> <th>Factor</th> <th>Remark</th> </tr> <tr> <th>MHz</th> <th>dBuV/m</th> <th>dBuV/m</th> <th>dB</th> <th>dBuV</th> <th>dB/m</th> <th>dB</th> <th>dB</th> <th>dB</th> <th>cm</th> </tr> </thead> <tbody> <tr> <td>1</td> <td>5690.00</td> <td>105.45</td> <td>-----</td> <td>89.71</td> <td>33.38</td> <td>11.75</td> <td>29.39</td> <td>0.00</td> <td>300</td> <td>91 AVERAGE</td> </tr> </tbody> </table>		Limit	Read	Ant	Cable	Preamp	Aux	APos	TPos		Freq	Level	Line Margin	Level	Factor	Loss	Factor	Factor	Factor	Remark	MHz	dBuV/m	dBuV/m	dB	dBuV	dB/m	dB	dB	dB	cm	1	5690.00	105.45	-----	89.71	33.38	11.75	29.39	0.00	300	91 AVERAGE												
		Limit	Read	Ant	Cable	Preamp	Aux	APos	TPos																																																																																								
Freq	Level	Line Margin	Level	Factor	Loss	Factor	Factor	Factor	Remark																																																																																								
MHz	dBuV/m	dBuV/m	dB	dBuV	dB/m	dB	dB	dB	cm																																																																																								
1	5417.86	45.85	54.00	-8.15	30.98	32.80	11.43	29.36	0.00	300	91 AVERAGE																																																																																						
	Limit	Read	Ant	Cable	Preamp	Aux	APos	TPos																																																																																									
Freq	Level	Line Margin	Level	Factor	Loss	Factor	Factor	Factor	Remark																																																																																								
MHz	dBuV/m	dBuV/m	dB	dBuV	dB/m	dB	dB	dB	cm																																																																																								
1	5690.00	105.45	-----	89.71	33.38	11.75	29.39	0.00	300	91 AVERAGE																																																																																							



Mode	122																																								
	Band Edge - R																																								
	U-NII-2C_5.47-5.725_802.11ac VHT80_CH138_5690MHz																																								
ANT	0																																								
Pol.	Vertical	Fundamental																																							
Peak	<p>Site : 03CH16-HY          Condition: STRADDLES U-NII-182A 3m 91200-1522_240320 VERTICAL          : RBW:1000.000kHz VBW:3000.000kHz SMT:Auto</p> <table border="1"> <thead> <tr> <th>Limit</th> <th>Read</th> <th>Ant</th> <th>Cable</th> <th>Preamp</th> <th>Aux</th> <th>APos</th> <th>TPos</th> <th>Remark</th> </tr> <tr> <th>Freq</th> <th>Level</th> <th>Line Margin</th> <th>Level Factor</th> <th>Loss Factor</th> <th>Factor</th> <th></th> <th></th> <th></th> </tr> <tr> <th>MHz</th> <th>dBuV/m</th> <th>dBuV/m</th> <th>dB</th> <th>dBuV</th> <th>dB/m</th> <th>dB</th> <th>dB</th> <th>cm</th> <th>deg</th> </tr> </thead> <tbody> <tr> <td>1 5851.00</td> <td>60.45</td> <td>68.20</td> <td>-7.75</td> <td>44.07</td> <td>33.90</td> <td>11.90</td> <td>29.42</td> <td>0.00</td> <td>300</td> <td>91 PEAK</td> </tr> </tbody> </table>	Limit	Read	Ant	Cable	Preamp	Aux	APos	TPos	Remark	Freq	Level	Line Margin	Level Factor	Loss Factor	Factor				MHz	dBuV/m	dBuV/m	dB	dBuV	dB/m	dB	dB	cm	deg	1 5851.00	60.45	68.20	-7.75	44.07	33.90	11.90	29.42	0.00	300	91 PEAK	Blank
Limit	Read	Ant	Cable	Preamp	Aux	APos	TPos	Remark																																	
Freq	Level	Line Margin	Level Factor	Loss Factor	Factor																																				
MHz	dBuV/m	dBuV/m	dB	dBuV	dB/m	dB	dB	cm	deg																																
1 5851.00	60.45	68.20	-7.75	44.07	33.90	11.90	29.42	0.00	300	91 PEAK																															



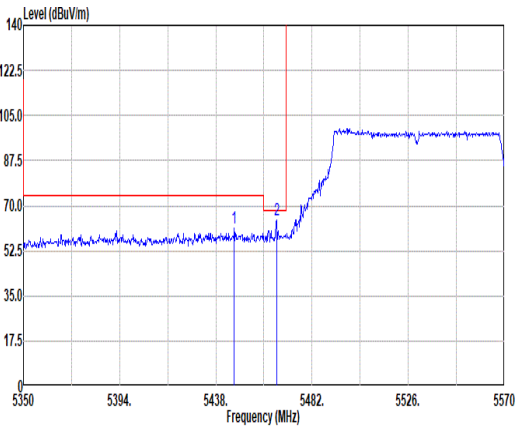
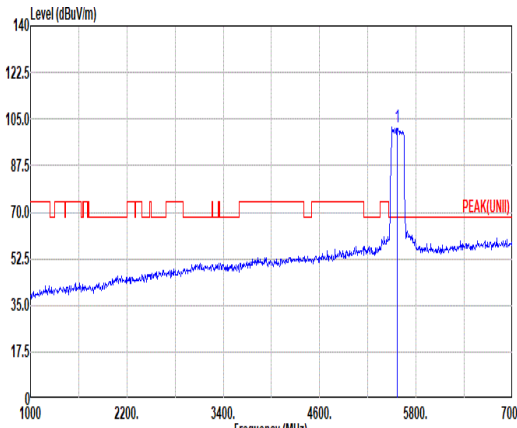
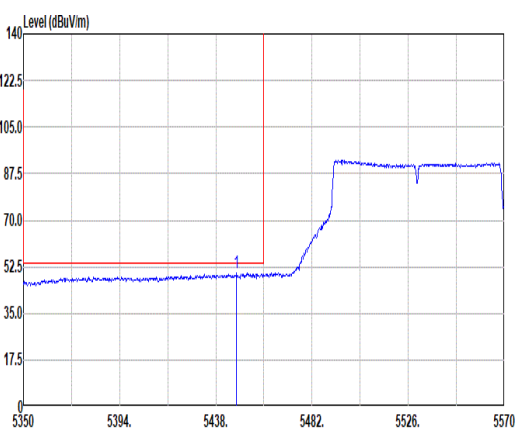
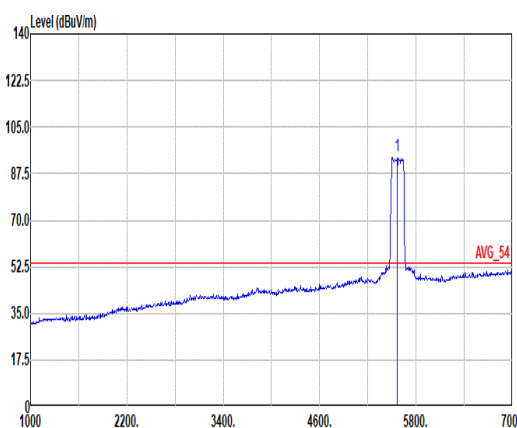


Mode	122																																																																																																											
	Harmonic																																																																																																											
	U-NII-2C_5.47-5.725_802.11ac_VHT80_CH138_5690MHz																																																																																																											
ANT	0																																																																																																											
Pol.	Horizontal	Vertical																																																																																																										
Peak Avg	<p>Site : 03CH16-HY Condition: PEAK(UNII) 3m 91200-1522_240328 HORIZONTAL</p> <table border="1"> <thead> <tr> <th>Limit</th> <th>Read</th> <th>Ant</th> <th>Cable</th> <th>Preamp</th> <th>Aux</th> <th>APos</th> <th>TPos</th> <th>Remark</th> </tr> <tr> <th>Freq</th> <th>Level</th> <th>Line</th> <th>Margin</th> <th>Level</th> <th>Factor</th> <th>Loss</th> <th>Factor</th> <th>Factor</th> </tr> <tr> <th>MHz</th> <th>dBuV/m</th> <th>dBuV/m</th> <th>dB</th> <th>dBuV</th> <th>dB/m</th> <th>dB</th> <th>dB</th> <th>dB</th> </tr> </thead> <tbody> <tr> <td>1</td> <td>11380.00</td> <td>47.76</td> <td>74.00</td> <td>-26.24</td> <td>57.26</td> <td>39.00</td> <td>16.63</td> <td>65.74</td> <td>0.61</td> <td>--</td> <td>--</td> <td>PEAK</td> </tr> <tr> <td>2</td> <td>17070.00</td> <td>48.14</td> <td>68.20</td> <td>-20.06</td> <td>54.17</td> <td>38.32</td> <td>20.80</td> <td>65.78</td> <td>0.63</td> <td>--</td> <td>--</td> <td>PEAK</td> </tr> </tbody> </table>	Limit	Read	Ant	Cable	Preamp	Aux	APos	TPos	Remark	Freq	Level	Line	Margin	Level	Factor	Loss	Factor	Factor	MHz	dBuV/m	dBuV/m	dB	dBuV	dB/m	dB	dB	dB	1	11380.00	47.76	74.00	-26.24	57.26	39.00	16.63	65.74	0.61	--	--	PEAK	2	17070.00	48.14	68.20	-20.06	54.17	38.32	20.80	65.78	0.63	--	--	PEAK	<p>Site : 03CH16-HY Condition: PEAK(UNII) 3m 91200-1522_240328 VERTICAL</p> <table border="1"> <thead> <tr> <th>Limit</th> <th>Read</th> <th>Ant</th> <th>Cable</th> <th>Preamp</th> <th>Aux</th> <th>APos</th> <th>TPos</th> <th>Remark</th> </tr> <tr> <th>Freq</th> <th>Level</th> <th>Line</th> <th>Margin</th> <th>Level</th> <th>Factor</th> <th>Loss</th> <th>Factor</th> <th>Factor</th> </tr> <tr> <th>MHz</th> <th>dBuV/m</th> <th>dBuV/m</th> <th>dB</th> <th>dBuV</th> <th>dB/m</th> <th>dB</th> <th>dB</th> <th>dB</th> </tr> </thead> <tbody> <tr> <td>1</td> <td>11380.00</td> <td>47.47</td> <td>74.00</td> <td>-26.53</td> <td>56.97</td> <td>39.00</td> <td>16.63</td> <td>65.74</td> <td>0.61</td> <td>--</td> <td>--</td> <td>PEAK</td> </tr> <tr> <td>2</td> <td>17070.00</td> <td>47.61</td> <td>68.20</td> <td>-20.59</td> <td>53.64</td> <td>38.32</td> <td>20.80</td> <td>65.78</td> <td>0.63</td> <td>--</td> <td>--</td> <td>PEAK</td> </tr> </tbody> </table>	Limit	Read	Ant	Cable	Preamp	Aux	APos	TPos	Remark	Freq	Level	Line	Margin	Level	Factor	Loss	Factor	Factor	MHz	dBuV/m	dBuV/m	dB	dBuV	dB/m	dB	dB	dB	1	11380.00	47.47	74.00	-26.53	56.97	39.00	16.63	65.74	0.61	--	--	PEAK	2	17070.00	47.61	68.20	-20.59	53.64	38.32	20.80	65.78	0.63	--	--	PEAK
	Limit	Read	Ant	Cable	Preamp	Aux	APos	TPos	Remark																																																																																																			
Freq	Level	Line	Margin	Level	Factor	Loss	Factor	Factor																																																																																																				
MHz	dBuV/m	dBuV/m	dB	dBuV	dB/m	dB	dB	dB																																																																																																				
1	11380.00	47.76	74.00	-26.24	57.26	39.00	16.63	65.74	0.61	--	--	PEAK																																																																																																
2	17070.00	48.14	68.20	-20.06	54.17	38.32	20.80	65.78	0.63	--	--	PEAK																																																																																																
Limit	Read	Ant	Cable	Preamp	Aux	APos	TPos	Remark																																																																																																				
Freq	Level	Line	Margin	Level	Factor	Loss	Factor	Factor																																																																																																				
MHz	dBuV/m	dBuV/m	dB	dBuV	dB/m	dB	dB	dB																																																																																																				
1	11380.00	47.47	74.00	-26.53	56.97	39.00	16.63	65.74	0.61	--	--	PEAK																																																																																																
2	17070.00	47.61	68.20	-20.59	53.64	38.32	20.80	65.78	0.63	--	--	PEAK																																																																																																



	122	
<b>Mode</b>	<b>Harmonic</b>	
	<b>U-NII-2C_5.47-5.725_802.11ac_VHT80_CH138_5690MHz</b>	
<b>ANT</b>	<b>0</b>	
<b>Pol.</b>	<b>Horizontal</b>	<b>Vertical</b>
<b>14.47G</b> <b>~14.5G</b> <b>Avg</b>	<p>Site : 03CH16-HY Condition: AVG_54 3m 91280-1522_240328 HORIZONTAL</p>	<p>Site : 03CH16-HY Condition: AVG_54 3m 91280-1522_240328 VERTICAL</p>
<b>17.7G</b> <b>~18G</b> <b>Avg</b>	<p>Site : 03CH16-HY Condition: AVG_54 3m 91280-1522_240328 HORIZONTAL</p>	<p>Site : 03CH16-HY Condition: AVG_54 3m 91280-1522_240328 VERTICAL</p>

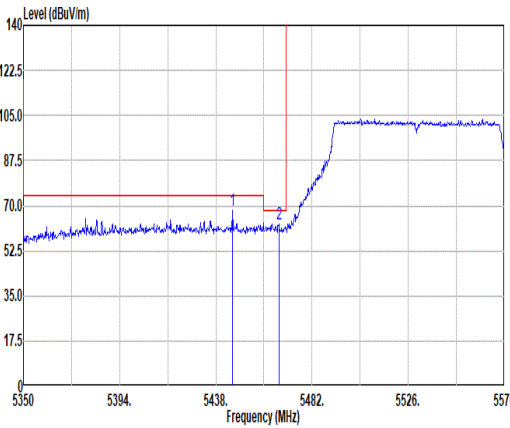
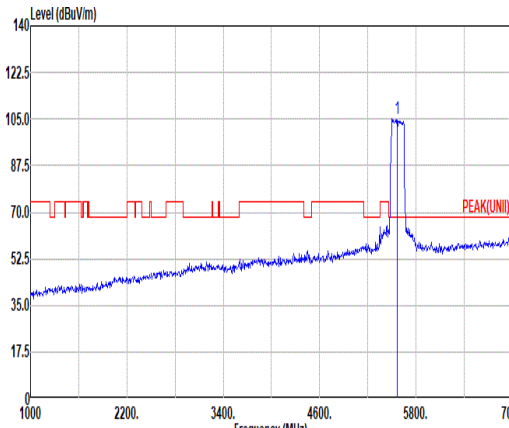
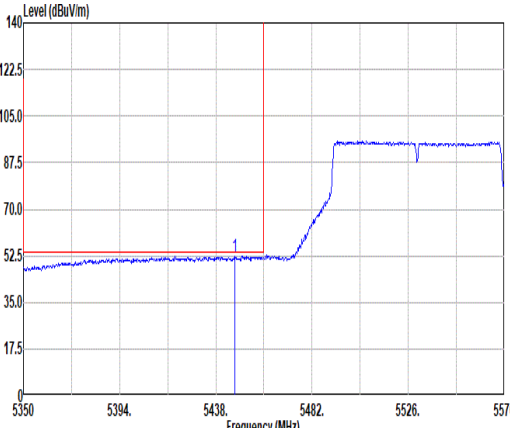
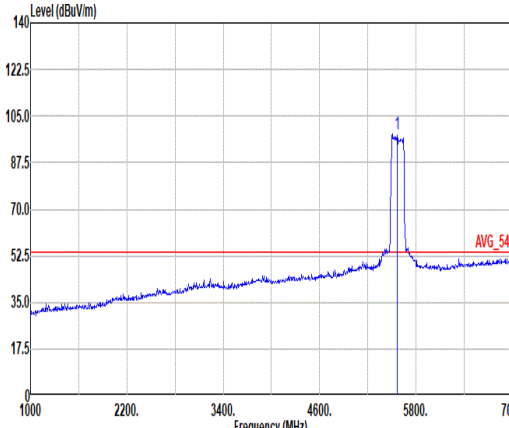


	123																																																																																												
<b>Mode</b>	Band Edge - L																																																																																												
	U-NII-2C_5.47-5.725_802.11ac VHT160_CH114_5570MHz																																																																																												
<b>ANT</b>	0																																																																																												
<b>Pol.</b>	<b>Horizontal</b>	<b>Fundamental</b>																																																																																											
<b>Peak</b>	 <p>Site : 03CH16-HY Condition: PEAK_BE(UNII)_B3 3m 91200-1522_240328 HORIZONTAL : RBW:1000.000kHz VBW:3000.000kHz SWT:Auto</p> <table border="1"> <thead> <tr> <th>Peak</th> <th>Freq</th> <th>Level</th> <th>Limit</th> <th>Line Margin</th> <th>Read Level</th> <th>Ant Factor</th> <th>Cable Loss</th> <th>Preamp</th> <th>Aux</th> <th>APos</th> <th>TPos</th> <th>Remark</th> </tr> <tr> <th></th> <th>MHz</th> <th>dBuV/m</th> <th>dBuV/m</th> <th>dB</th> <th>dBuV</th> <th>dB/m</th> <th>dB</th> <th>dB</th> <th>dB</th> <th>cm</th> <th>deg</th> <th></th> </tr> </thead> <tbody> <tr> <td>1</td> <td>5446.36</td> <td>61.24</td> <td>74.00</td> <td>-12.76</td> <td>46.33</td> <td>32.80</td> <td>11.47</td> <td>29.36</td> <td>0.00</td> <td>400</td> <td>138</td> <td>PEAK</td> </tr> <tr> <td>2</td> <td>5465.72</td> <td>64.27</td> <td>68.20</td> <td>-3.93</td> <td>49.33</td> <td>32.80</td> <td>11.49</td> <td>29.35</td> <td>0.00</td> <td>400</td> <td>138</td> <td>PEAK</td> </tr> </tbody> </table>	Peak	Freq	Level	Limit	Line Margin	Read Level	Ant Factor	Cable Loss	Preamp	Aux	APos	TPos	Remark		MHz	dBuV/m	dBuV/m	dB	dBuV	dB/m	dB	dB	dB	cm	deg		1	5446.36	61.24	74.00	-12.76	46.33	32.80	11.47	29.36	0.00	400	138	PEAK	2	5465.72	64.27	68.20	-3.93	49.33	32.80	11.49	29.35	0.00	400	138	PEAK	 <p>Site : 03CH16-HY Condition: PEAK(UNII) 3m 91200-1522_240328 HORIZONTAL : RBW:1000.000kHz VBW:3000.000kHz SWT:Auto</p> <table border="1"> <thead> <tr> <th>Peak</th> <th>Freq</th> <th>Level</th> <th>Limit</th> <th>Line Margin</th> <th>Read Level</th> <th>Ant Factor</th> <th>Cable Loss</th> <th>Preamp</th> <th>Aux</th> <th>APos</th> <th>TPos</th> <th>Remark</th> </tr> <tr> <th></th> <th>MHz</th> <th>dBuV/m</th> <th>dBuV/m</th> <th>dB</th> <th>dBuV</th> <th>dB/m</th> <th>dB</th> <th>dB</th> <th>dB</th> <th>cm</th> <th>deg</th> <th></th> </tr> </thead> <tbody> <tr> <td>1</td> <td>5570.00</td> <td>102.04</td> <td>-----</td> <td>-----</td> <td>87.06</td> <td>32.80</td> <td>11.53</td> <td>29.35</td> <td>0.00</td> <td>400</td> <td>138</td> <td>PEAK</td> </tr> </tbody> </table>	Peak	Freq	Level	Limit	Line Margin	Read Level	Ant Factor	Cable Loss	Preamp	Aux	APos	TPos	Remark		MHz	dBuV/m	dBuV/m	dB	dBuV	dB/m	dB	dB	dB	cm	deg		1	5570.00	102.04	-----	-----	87.06	32.80	11.53	29.35	0.00	400	138	PEAK
Peak	Freq	Level	Limit	Line Margin	Read Level	Ant Factor	Cable Loss	Preamp	Aux	APos	TPos	Remark																																																																																	
	MHz	dBuV/m	dBuV/m	dB	dBuV	dB/m	dB	dB	dB	cm	deg																																																																																		
1	5446.36	61.24	74.00	-12.76	46.33	32.80	11.47	29.36	0.00	400	138	PEAK																																																																																	
2	5465.72	64.27	68.20	-3.93	49.33	32.80	11.49	29.35	0.00	400	138	PEAK																																																																																	
Peak	Freq	Level	Limit	Line Margin	Read Level	Ant Factor	Cable Loss	Preamp	Aux	APos	TPos	Remark																																																																																	
	MHz	dBuV/m	dBuV/m	dB	dBuV	dB/m	dB	dB	dB	cm	deg																																																																																		
1	5570.00	102.04	-----	-----	87.06	32.80	11.53	29.35	0.00	400	138	PEAK																																																																																	
<b>Avg</b>	 <p>Site : 03CH16-HY Condition: AVG_BE(UNII)_B3 3m 91200-1522_240328 HORIZONTAL : RBW:1000.000kHz VBW:3000.000kHz SWT:Auto</p> <table border="1"> <thead> <tr> <th>Avg</th> <th>Freq</th> <th>Level</th> <th>Limit</th> <th>Line Margin</th> <th>Read Level</th> <th>Ant Factor</th> <th>Cable Loss</th> <th>Preamp</th> <th>Aux</th> <th>APos</th> <th>TPos</th> <th>Remark</th> </tr> <tr> <th></th> <th>MHz</th> <th>dBuV/m</th> <th>dBuV/m</th> <th>dB</th> <th>dBuV</th> <th>dB/m</th> <th>dB</th> <th>dB</th> <th>dB</th> <th>cm</th> <th>deg</th> <th></th> </tr> </thead> <tbody> <tr> <td>1</td> <td>5447.46</td> <td>50.20</td> <td>54.00</td> <td>-3.80</td> <td>35.29</td> <td>32.80</td> <td>11.47</td> <td>29.36</td> <td>0.00</td> <td>400</td> <td>138</td> <td>AVERAGE</td> </tr> </tbody> </table>	Avg	Freq	Level	Limit	Line Margin	Read Level	Ant Factor	Cable Loss	Preamp	Aux	APos	TPos	Remark		MHz	dBuV/m	dBuV/m	dB	dBuV	dB/m	dB	dB	dB	cm	deg		1	5447.46	50.20	54.00	-3.80	35.29	32.80	11.47	29.36	0.00	400	138	AVERAGE	 <p>Site : 03CH16-HY Condition: AVG_54 3m 91200-1522_240328 HORIZONTAL : RBW:1000.000kHz VBW:3000.000kHz SWT:Auto</p> <table border="1"> <thead> <tr> <th>Avg</th> <th>Freq</th> <th>Level</th> <th>Limit</th> <th>Line Margin</th> <th>Read Level</th> <th>Ant Factor</th> <th>Cable Loss</th> <th>Preamp</th> <th>Aux</th> <th>APos</th> <th>TPos</th> <th>Remark</th> </tr> <tr> <th></th> <th>MHz</th> <th>dBuV/m</th> <th>dBuV/m</th> <th>dB</th> <th>dBuV</th> <th>dB/m</th> <th>dB</th> <th>dB</th> <th>dB</th> <th>cm</th> <th>deg</th> <th></th> </tr> </thead> <tbody> <tr> <td>1</td> <td>5570.00</td> <td>93.77</td> <td>-----</td> <td>-----</td> <td>78.00</td> <td>32.80</td> <td>11.52</td> <td>29.35</td> <td>0.00</td> <td>400</td> <td>138</td> <td>AVERAGE</td> </tr> </tbody> </table>	Avg	Freq	Level	Limit	Line Margin	Read Level	Ant Factor	Cable Loss	Preamp	Aux	APos	TPos	Remark		MHz	dBuV/m	dBuV/m	dB	dBuV	dB/m	dB	dB	dB	cm	deg		1	5570.00	93.77	-----	-----	78.00	32.80	11.52	29.35	0.00	400	138	AVERAGE													
Avg	Freq	Level	Limit	Line Margin	Read Level	Ant Factor	Cable Loss	Preamp	Aux	APos	TPos	Remark																																																																																	
	MHz	dBuV/m	dBuV/m	dB	dBuV	dB/m	dB	dB	dB	cm	deg																																																																																		
1	5447.46	50.20	54.00	-3.80	35.29	32.80	11.47	29.36	0.00	400	138	AVERAGE																																																																																	
Avg	Freq	Level	Limit	Line Margin	Read Level	Ant Factor	Cable Loss	Preamp	Aux	APos	TPos	Remark																																																																																	
	MHz	dBuV/m	dBuV/m	dB	dBuV	dB/m	dB	dB	dB	cm	deg																																																																																		
1	5570.00	93.77	-----	-----	78.00	32.80	11.52	29.35	0.00	400	138	AVERAGE																																																																																	



Mode	123																																									
	Band Edge - R																																									
	U-NII-2C_5.47-5.725_802.11ac VHT160_CH114_5570MHz																																									
ANT	0																																									
Pol.	Horizontal	Fundamental																																								
Peak	<p>Site : 03CH16-HY            Condition: PEAK_BE(U-NII)_B3 3m 91200-1522_240328 HORIZONTAL            : RBW:1000.000kHz VBW:3000.000kHz SMT:Auto</p> <table border="1"> <thead> <tr> <th>Limit</th> <th>Read</th> <th>Ant</th> <th>Cable</th> <th>Preamp</th> <th>Aux</th> <th>APos</th> <th>TPos</th> <th>Remark</th> </tr> <tr> <th>Freq</th> <th>Level</th> <th>Line Margin</th> <th>Level</th> <th>Factor</th> <th>Loss Factor</th> <th>Factor</th> <th></th> <th></th> </tr> <tr> <th>MHz</th> <th>dBuV/m</th> <th>dBuV/m</th> <th>dB</th> <th>dBuV</th> <th>dB/m</th> <th>dB</th> <th>dB</th> <th>cm</th> <th>deg</th> </tr> </thead> <tbody> <tr> <td>1 5746.67</td> <td>60.27</td> <td>68.20</td> <td>-7.93</td> <td>44.38</td> <td>33.49</td> <td>11.80</td> <td>29.40</td> <td>0.00</td> <td>400</td> <td>138</td> <td>PEAK</td> </tr> </tbody> </table>	Limit	Read	Ant	Cable	Preamp	Aux	APos	TPos	Remark	Freq	Level	Line Margin	Level	Factor	Loss Factor	Factor			MHz	dBuV/m	dBuV/m	dB	dBuV	dB/m	dB	dB	cm	deg	1 5746.67	60.27	68.20	-7.93	44.38	33.49	11.80	29.40	0.00	400	138	PEAK	Blank
Limit	Read	Ant	Cable	Preamp	Aux	APos	TPos	Remark																																		
Freq	Level	Line Margin	Level	Factor	Loss Factor	Factor																																				
MHz	dBuV/m	dBuV/m	dB	dBuV	dB/m	dB	dB	cm	deg																																	
1 5746.67	60.27	68.20	-7.93	44.38	33.49	11.80	29.40	0.00	400	138	PEAK																															



		123																																																																																	
Mode	Band Edge - L																																																																																		
	U-NII-2C_5.47-5.725_802.11ac VHT160_CH114_5570MHz																																																																																		
ANT	0																																																																																		
Pol.	Vertical	Fundamental																																																																																	
Peak	 <p>Level (dBuV/m) vs Frequency (MHz)</p> <p>Site : 03CH16-HY Condition: PEAK_BE(UNII)_B3 3m 91200-1522_240328 VERTICAL : RBW:1000.000kHz VBW:3000.000kHz SWT:Auto</p> <table border="1"> <thead> <tr> <th>Limit</th> <th>Read</th> <th>Ant</th> <th>Cable</th> <th>Preamp</th> <th>Aux</th> <th>APos</th> <th>TPos</th> <th>Remark</th> </tr> <tr> <th>Freq Level Line Margin</th> <th>Level Factor</th> <th>Loss Factor</th> <th>Loss Factor</th> <th>Factor</th> <th>Factor</th> <th></th> <th></th> <th></th> </tr> <tr> <th>MHz dBuV/m dBuV/m dB</th> <th>dBuV dB/m dB</th> <th>dB</th> <th>dB</th> <th>dB</th> <th>dB</th> <th>cm</th> <th>deg</th> <th></th> </tr> </thead> <tbody> <tr> <td>1 5445.70 68.25 74.00 -5.75</td> <td>53.35 32.80</td> <td>11.46</td> <td>29.36</td> <td>0.00</td> <td>100</td> <td>101</td> <td></td> <td>PEAK</td> </tr> <tr> <td>2 5466.82 62.85 68.20 -5.35</td> <td>47.91 32.80</td> <td>11.49</td> <td>29.35</td> <td>0.00</td> <td>100</td> <td>101</td> <td></td> <td>PEAK</td> </tr> </tbody> </table>	Limit	Read	Ant	Cable	Preamp	Aux	APos	TPos	Remark	Freq Level Line Margin	Level Factor	Loss Factor	Loss Factor	Factor	Factor				MHz dBuV/m dBuV/m dB	dBuV dB/m dB	dB	dB	dB	dB	cm	deg		1 5445.70 68.25 74.00 -5.75	53.35 32.80	11.46	29.36	0.00	100	101		PEAK	2 5466.82 62.85 68.20 -5.35	47.91 32.80	11.49	29.35	0.00	100	101		PEAK	 <p>Level (dBuV/m) vs Frequency (MHz)</p> <p>Site : 03CH16-HY Condition: PEAK(UNII) 3m 91200-1522_240328 VERTICAL : RBW:1000.000kHz VBW:3000.000kHz SWT:Auto</p> <table border="1"> <thead> <tr> <th>Limit</th> <th>Read</th> <th>Ant</th> <th>Cable</th> <th>Preamp</th> <th>Aux</th> <th>APos</th> <th>TPos</th> <th>Remark</th> </tr> <tr> <th>Freq Level Line Margin</th> <th>Level Factor</th> <th>Loss Factor</th> <th>Loss Factor</th> <th>Factor</th> <th>Factor</th> <th></th> <th></th> <th></th> </tr> <tr> <th>MHz dBuV/m dBuV/m dB</th> <th>dBuV dB/m dB</th> <th>dB</th> <th>dB</th> <th>dB</th> <th>dB</th> <th>cm</th> <th>deg</th> <th></th> </tr> </thead> <tbody> <tr> <td>1 5570.00 105.16</td> <td>90.18 32.80</td> <td>11.53</td> <td>29.35</td> <td>0.00</td> <td>100</td> <td>101</td> <td></td> <td>PEAK</td> </tr> </tbody> </table>	Limit	Read	Ant	Cable	Preamp	Aux	APos	TPos	Remark	Freq Level Line Margin	Level Factor	Loss Factor	Loss Factor	Factor	Factor				MHz dBuV/m dBuV/m dB	dBuV dB/m dB	dB	dB	dB	dB	cm	deg		1 5570.00 105.16	90.18 32.80	11.53	29.35	0.00	100	101		PEAK
	Limit	Read	Ant	Cable	Preamp	Aux	APos	TPos	Remark																																																																										
Freq Level Line Margin	Level Factor	Loss Factor	Loss Factor	Factor	Factor																																																																														
MHz dBuV/m dBuV/m dB	dBuV dB/m dB	dB	dB	dB	dB	cm	deg																																																																												
1 5445.70 68.25 74.00 -5.75	53.35 32.80	11.46	29.36	0.00	100	101		PEAK																																																																											
2 5466.82 62.85 68.20 -5.35	47.91 32.80	11.49	29.35	0.00	100	101		PEAK																																																																											
Limit	Read	Ant	Cable	Preamp	Aux	APos	TPos	Remark																																																																											
Freq Level Line Margin	Level Factor	Loss Factor	Loss Factor	Factor	Factor																																																																														
MHz dBuV/m dBuV/m dB	dBuV dB/m dB	dB	dB	dB	dB	cm	deg																																																																												
1 5570.00 105.16	90.18 32.80	11.53	29.35	0.00	100	101		PEAK																																																																											
Avg	 <p>Level (dBuV/m) vs Frequency (MHz)</p> <p>Site : 03CH16-HY Condition: AVG_BE(UNII)_B3 3m 91200-1522_240328 VERTICAL : RBW:1000.000kHz VBW:3000.000kHz SWT:Auto</p> <table border="1"> <thead> <tr> <th>Limit</th> <th>Read</th> <th>Ant</th> <th>Cable</th> <th>Preamp</th> <th>Aux</th> <th>APos</th> <th>TPos</th> <th>Remark</th> </tr> <tr> <th>Freq Level Line Margin</th> <th>Level Factor</th> <th>Loss Factor</th> <th>Loss Factor</th> <th>Factor</th> <th>Factor</th> <th></th> <th></th> <th></th> </tr> <tr> <th>MHz dBuV/m dBuV/m dB</th> <th>dBuV dB/m dB</th> <th>dB</th> <th>dB</th> <th>dB</th> <th>dB</th> <th>cm</th> <th>deg</th> <th></th> </tr> </thead> <tbody> <tr> <td>1 5446.00 52.51 54.00 -1.49</td> <td>37.60 32.80</td> <td>11.47</td> <td>29.36</td> <td>0.00</td> <td>100</td> <td>101</td> <td></td> <td>AVERAGE</td> </tr> </tbody> </table>	Limit	Read	Ant	Cable	Preamp	Aux	APos	TPos	Remark	Freq Level Line Margin	Level Factor	Loss Factor	Loss Factor	Factor	Factor				MHz dBuV/m dBuV/m dB	dBuV dB/m dB	dB	dB	dB	dB	cm	deg		1 5446.00 52.51 54.00 -1.49	37.60 32.80	11.47	29.36	0.00	100	101		AVERAGE	 <p>Level (dBuV/m) vs Frequency (MHz)</p> <p>Site : 03CH16-HY Condition: AVG_54 3m 91200-1522_240328 VERTICAL : RBW:1000.000kHz VBW:3000.000kHz SWT:Auto</p> <table border="1"> <thead> <tr> <th>Limit</th> <th>Read</th> <th>Ant</th> <th>Cable</th> <th>Preamp</th> <th>Aux</th> <th>APos</th> <th>TPos</th> <th>Remark</th> </tr> <tr> <th>Freq Level Line Margin</th> <th>Level Factor</th> <th>Loss Factor</th> <th>Loss Factor</th> <th>Factor</th> <th>Factor</th> <th></th> <th></th> <th></th> </tr> <tr> <th>MHz dBuV/m dBuV/m dB</th> <th>dBuV dB/m dB</th> <th>dB</th> <th>dB</th> <th>dB</th> <th>dB</th> <th>cm</th> <th>deg</th> <th></th> </tr> </thead> <tbody> <tr> <td>1 5570.00 90.30</td> <td>83.39 32.80</td> <td>11.54</td> <td>29.35</td> <td>0.00</td> <td>100</td> <td>101</td> <td></td> <td>AVERAGE</td> </tr> </tbody> </table>	Limit	Read	Ant	Cable	Preamp	Aux	APos	TPos	Remark	Freq Level Line Margin	Level Factor	Loss Factor	Loss Factor	Factor	Factor				MHz dBuV/m dBuV/m dB	dBuV dB/m dB	dB	dB	dB	dB	cm	deg		1 5570.00 90.30	83.39 32.80	11.54	29.35	0.00	100	101		AVERAGE									
	Limit	Read	Ant	Cable	Preamp	Aux	APos	TPos	Remark																																																																										
Freq Level Line Margin	Level Factor	Loss Factor	Loss Factor	Factor	Factor																																																																														
MHz dBuV/m dBuV/m dB	dBuV dB/m dB	dB	dB	dB	dB	cm	deg																																																																												
1 5446.00 52.51 54.00 -1.49	37.60 32.80	11.47	29.36	0.00	100	101		AVERAGE																																																																											
Limit	Read	Ant	Cable	Preamp	Aux	APos	TPos	Remark																																																																											
Freq Level Line Margin	Level Factor	Loss Factor	Loss Factor	Factor	Factor																																																																														
MHz dBuV/m dBuV/m dB	dBuV dB/m dB	dB	dB	dB	dB	cm	deg																																																																												
1 5570.00 90.30	83.39 32.80	11.54	29.35	0.00	100	101		AVERAGE																																																																											



Mode	123																																								
	Band Edge - R																																								
	U-NII-2C_5.47-5.725_802.11ac VHT160_CH114_5570MHz																																								
ANT	0																																								
Pol.	Vertical	Fundamental																																							
Peak	<p>Site : 03CH16-HY            Condition: PEAK_BE(UNII)_B3 3m 91200-1522_240328 VERTICAL            : RBW:1000.000kHz VBW:3000.000kHz SMT:Auto</p> <table border="1"> <thead> <tr> <th>Limit</th> <th>Read</th> <th>Ant</th> <th>Cable</th> <th>Preamp</th> <th>Aux</th> <th>APos</th> <th>TPos</th> <th>Remark</th> </tr> <tr> <th>Freq</th> <th>Level</th> <th>Line Margin</th> <th>Level</th> <th>Factor</th> <th>Loss Factor</th> <th>Factor</th> <th></th> <th></th> </tr> <tr> <th>MHz</th> <th>dBuV/m</th> <th>dBuV/m</th> <th>dB</th> <th>dBuV</th> <th>dB/m</th> <th>dB</th> <th>dB</th> <th>cm</th> <th>deg</th> </tr> </thead> <tbody> <tr> <td>1 5750.77</td> <td>62.02</td> <td>68.20</td> <td>-6.18</td> <td>46.11</td> <td>33.50</td> <td>11.81</td> <td>29.40</td> <td>0.00</td> <td>100</td> <td>101 PEAK</td> </tr> </tbody> </table>	Limit	Read	Ant	Cable	Preamp	Aux	APos	TPos	Remark	Freq	Level	Line Margin	Level	Factor	Loss Factor	Factor			MHz	dBuV/m	dBuV/m	dB	dBuV	dB/m	dB	dB	cm	deg	1 5750.77	62.02	68.20	-6.18	46.11	33.50	11.81	29.40	0.00	100	101 PEAK	Blank
Limit	Read	Ant	Cable	Preamp	Aux	APos	TPos	Remark																																	
Freq	Level	Line Margin	Level	Factor	Loss Factor	Factor																																			
MHz	dBuV/m	dBuV/m	dB	dBuV	dB/m	dB	dB	cm	deg																																
1 5750.77	62.02	68.20	-6.18	46.11	33.50	11.81	29.40	0.00	100	101 PEAK																															



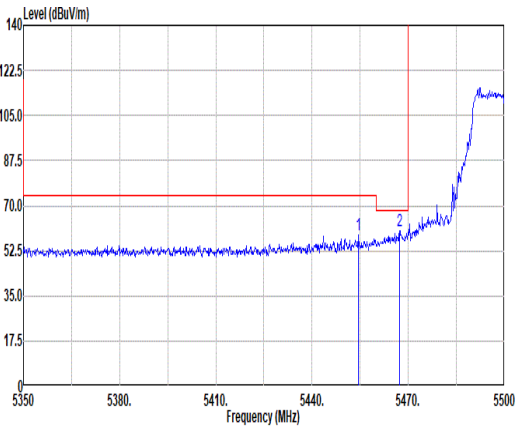
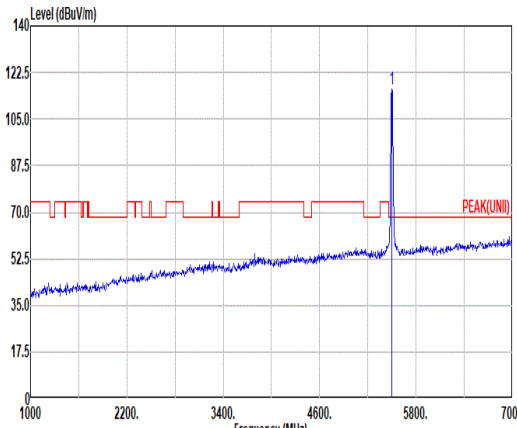
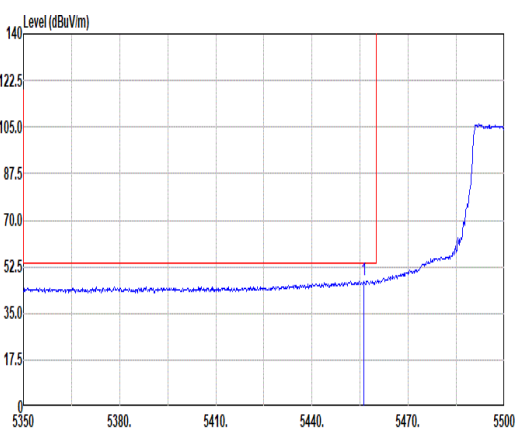
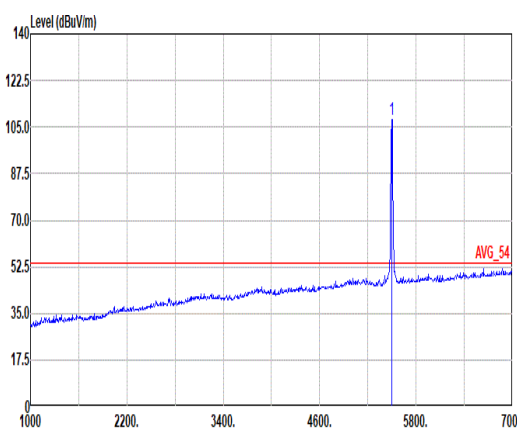
Mode	123																																																																																																																					
	Harmonic																																																																																																																					
	U-NII-2C_5.47-5.725_802.11ac VHT160_CH114_5570MHz																																																																																																																					
ANT	0																																																																																																																					
Pol.	Horizontal	Vertical																																																																																																																				
Peak Avg	<p>Site : 03CH16-HY Condition: PEAK(UNII) 3m 91200-1522_240328 HORIZONTAL</p> <table border="1"> <thead> <tr> <th></th> <th>Limit</th> <th>Read</th> <th>Ant</th> <th>Cable</th> <th>Preamp</th> <th>Aux</th> <th>APos</th> <th>TPos</th> <th>Remark</th> </tr> <tr> <th>Freq</th> <th>Level</th> <th>Line Margin</th> <th>Level</th> <th>Factor</th> <th>Loss Factor</th> <th>Factor</th> <th></th> <th></th> <th></th> </tr> <tr> <th></th> <th>MHz</th> <th>dBuV/m</th> <th>dBuV/m</th> <th>dB</th> <th>dBuV</th> <th>dB/m</th> <th>dB</th> <th>dB</th> <th>dB</th> <th>cm</th> <th>deg</th> </tr> </thead> <tbody> <tr> <td>1</td> <td>11140.00</td> <td>45.64</td> <td>74.00</td> <td>-28.36</td> <td>55.56</td> <td>38.70</td> <td>16.42</td> <td>65.68</td> <td>0.64</td> <td>--</td> <td>--</td> <td>PEAK</td> </tr> <tr> <td>2</td> <td>16710.00</td> <td>48.34</td> <td>68.20</td> <td>-19.86</td> <td>55.40</td> <td>38.36</td> <td>20.41</td> <td>66.47</td> <td>0.64</td> <td>--</td> <td>--</td> <td>PEAK</td> </tr> </tbody> </table>		Limit	Read	Ant	Cable	Preamp	Aux	APos	TPos	Remark	Freq	Level	Line Margin	Level	Factor	Loss Factor	Factor					MHz	dBuV/m	dBuV/m	dB	dBuV	dB/m	dB	dB	dB	cm	deg	1	11140.00	45.64	74.00	-28.36	55.56	38.70	16.42	65.68	0.64	--	--	PEAK	2	16710.00	48.34	68.20	-19.86	55.40	38.36	20.41	66.47	0.64	--	--	PEAK	<p>Site : 03CH16-HY Condition: PEAK(UNII) 3m 91200-1522_240328 VERTICAL</p> <table border="1"> <thead> <tr> <th></th> <th>Limit</th> <th>Read</th> <th>Ant</th> <th>Cable</th> <th>Preamp</th> <th>Aux</th> <th>APos</th> <th>TPos</th> <th>Remark</th> </tr> <tr> <th>Freq</th> <th>Level</th> <th>Line Margin</th> <th>Level</th> <th>Factor</th> <th>Loss Factor</th> <th>Factor</th> <th></th> <th></th> <th></th> </tr> <tr> <th></th> <th>MHz</th> <th>dBuV/m</th> <th>dBuV/m</th> <th>dB</th> <th>dBuV</th> <th>dB/m</th> <th>dB</th> <th>dB</th> <th>dB</th> <th>cm</th> <th>deg</th> </tr> </thead> <tbody> <tr> <td>1</td> <td>11140.00</td> <td>47.70</td> <td>74.00</td> <td>-26.30</td> <td>57.62</td> <td>38.70</td> <td>16.42</td> <td>65.68</td> <td>0.64</td> <td>--</td> <td>--</td> <td>PEAK</td> </tr> <tr> <td>2</td> <td>16710.00</td> <td>48.03</td> <td>68.20</td> <td>-20.17</td> <td>55.09</td> <td>38.36</td> <td>20.41</td> <td>66.47</td> <td>0.64</td> <td>--</td> <td>--</td> <td>PEAK</td> </tr> </tbody> </table>		Limit	Read	Ant	Cable	Preamp	Aux	APos	TPos	Remark	Freq	Level	Line Margin	Level	Factor	Loss Factor	Factor					MHz	dBuV/m	dBuV/m	dB	dBuV	dB/m	dB	dB	dB	cm	deg	1	11140.00	47.70	74.00	-26.30	57.62	38.70	16.42	65.68	0.64	--	--	PEAK	2	16710.00	48.03	68.20	-20.17	55.09	38.36	20.41	66.47	0.64	--	--	PEAK
		Limit	Read	Ant	Cable	Preamp	Aux	APos	TPos	Remark																																																																																																												
Freq	Level	Line Margin	Level	Factor	Loss Factor	Factor																																																																																																																
	MHz	dBuV/m	dBuV/m	dB	dBuV	dB/m	dB	dB	dB	cm	deg																																																																																																											
1	11140.00	45.64	74.00	-28.36	55.56	38.70	16.42	65.68	0.64	--	--	PEAK																																																																																																										
2	16710.00	48.34	68.20	-19.86	55.40	38.36	20.41	66.47	0.64	--	--	PEAK																																																																																																										
	Limit	Read	Ant	Cable	Preamp	Aux	APos	TPos	Remark																																																																																																													
Freq	Level	Line Margin	Level	Factor	Loss Factor	Factor																																																																																																																
	MHz	dBuV/m	dBuV/m	dB	dBuV	dB/m	dB	dB	dB	cm	deg																																																																																																											
1	11140.00	47.70	74.00	-26.30	57.62	38.70	16.42	65.68	0.64	--	--	PEAK																																																																																																										
2	16710.00	48.03	68.20	-20.17	55.09	38.36	20.41	66.47	0.64	--	--	PEAK																																																																																																										



	123	
<b>Mode</b>	<b>Harmonic</b>	
	<b>U-NII-2C_5.47-5.725_802.11ac VHT160_CH114_5570MHz</b>	
<b>ANT</b>	<b>0</b>	
<b>Pol.</b>	<b>Horizontal</b>	<b>Vertical</b>
<b>14.47G</b> <b>~14.5G</b> <b>Avg</b>	<p>Site : 03CH16-HY Condition: AVG_54 3m 91280-1522_240328 HORIZONTAL</p>	<p>Site : 03CH16-HY Condition: AVG_54 3m 91280-1522_240328 VERTICAL</p>
<b>17.7G</b> <b>~18G</b> <b>Avg</b>	<p>Site : 03CH16-HY Condition: AVG_54 3m 91280-1522_240328 HORIZONTAL</p>	<p>Site : 03CH16-HY Condition: AVG_54 3m 91280-1522_240328 VERTICAL</p>





		<b>124</b>																																																																																	
<b>Mode</b>	<b>Band Edge</b>																																																																																		
	<b>U-NII-2C_5.47-5.725_802.11be EHT20_CH100_Full RU_5500MHz</b>																																																																																		
<b>ANT</b>	<b>0</b>																																																																																		
<b>Pol.</b>	<b>Horizontal</b>	<b>Fundamental</b>																																																																																	
<b>Peak</b>	 <p>Site : 03CH16-HY Condition: PEAK_BE(UNII)_B3 3m 91200-1522_240328 HORIZONTAL : RBW:1000.000kHz VBW:3000.000kHz SWT:Auto</p> <table border="1"> <thead> <tr> <th>Limit</th> <th>Read</th> <th>Ant</th> <th>Cable</th> <th>Preamp</th> <th>Aux</th> <th>APos</th> <th>TPos</th> <th>Remark</th> </tr> <tr> <th>Freq Level Line Margin</th> <th>Level</th> <th>Factor</th> <th>Loss</th> <th>Factor</th> <th>Factor</th> <th></th> <th></th> <th></th> </tr> <tr> <th>MHz dBuV/m dB</th> <th>dBuV/m dB</th> <th>dB</th> <th>dB</th> <th>dB</th> <th>dB</th> <th>cm</th> <th>deg</th> <th></th> </tr> </thead> <tbody> <tr> <td>1 5454.40 58.44 74.00 -15.56</td> <td>43.52</td> <td>32.80</td> <td>11.48</td> <td>29.36</td> <td>0.00</td> <td>399</td> <td>140</td> <td>PEAK</td> </tr> <tr> <td>2 5467.30 60.30 68.20 -7.90</td> <td>45.36</td> <td>32.80</td> <td>11.49</td> <td>29.35</td> <td>0.00</td> <td>399</td> <td>140</td> <td>PEAK</td> </tr> </tbody> </table>	Limit	Read	Ant	Cable	Preamp	Aux	APos	TPos	Remark	Freq Level Line Margin	Level	Factor	Loss	Factor	Factor				MHz dBuV/m dB	dBuV/m dB	dB	dB	dB	dB	cm	deg		1 5454.40 58.44 74.00 -15.56	43.52	32.80	11.48	29.36	0.00	399	140	PEAK	2 5467.30 60.30 68.20 -7.90	45.36	32.80	11.49	29.35	0.00	399	140	PEAK	 <p>Site : 03CH16-HY Condition: PEAK(UNII) 3m 91200-1522_240328 HORIZONTAL : RBW:1000.000kHz VBW:3000.000kHz SWT:Auto</p> <table border="1"> <thead> <tr> <th>Limit</th> <th>Read</th> <th>Ant</th> <th>Cable</th> <th>Preamp</th> <th>Aux</th> <th>APos</th> <th>TPos</th> <th>Remark</th> </tr> <tr> <th>Freq Level Line Margin</th> <th>Level</th> <th>Factor</th> <th>Loss</th> <th>Factor</th> <th>Factor</th> <th></th> <th></th> <th></th> </tr> <tr> <th>MHz dBuV/m dBuV/m dB</th> <th>dBuV/m dB</th> <th>dB</th> <th>dB</th> <th>dB</th> <th>dB</th> <th>cm</th> <th>deg</th> <th></th> </tr> </thead> <tbody> <tr> <td>1 5500.00 116.30 -----</td> <td>101.33</td> <td>32.80</td> <td>11.52</td> <td>29.35</td> <td>0.00</td> <td>399</td> <td>140</td> <td>PEAK</td> </tr> </tbody> </table>	Limit	Read	Ant	Cable	Preamp	Aux	APos	TPos	Remark	Freq Level Line Margin	Level	Factor	Loss	Factor	Factor				MHz dBuV/m dBuV/m dB	dBuV/m dB	dB	dB	dB	dB	cm	deg		1 5500.00 116.30 -----	101.33	32.80	11.52	29.35	0.00	399	140	PEAK
	Limit	Read	Ant	Cable	Preamp	Aux	APos	TPos	Remark																																																																										
Freq Level Line Margin	Level	Factor	Loss	Factor	Factor																																																																														
MHz dBuV/m dB	dBuV/m dB	dB	dB	dB	dB	cm	deg																																																																												
1 5454.40 58.44 74.00 -15.56	43.52	32.80	11.48	29.36	0.00	399	140	PEAK																																																																											
2 5467.30 60.30 68.20 -7.90	45.36	32.80	11.49	29.35	0.00	399	140	PEAK																																																																											
Limit	Read	Ant	Cable	Preamp	Aux	APos	TPos	Remark																																																																											
Freq Level Line Margin	Level	Factor	Loss	Factor	Factor																																																																														
MHz dBuV/m dBuV/m dB	dBuV/m dB	dB	dB	dB	dB	cm	deg																																																																												
1 5500.00 116.30 -----	101.33	32.80	11.52	29.35	0.00	399	140	PEAK																																																																											
<b>Avg</b>	 <p>Site : 03CH16-HY Condition: AVG_BE(UNII)_B3 3m 91200-1522_240328 HORIZONTAL : RBW:1000.000kHz VBW:3000.000kHz SWT:Auto</p> <table border="1"> <thead> <tr> <th>Limit</th> <th>Read</th> <th>Ant</th> <th>Cable</th> <th>Preamp</th> <th>Aux</th> <th>APos</th> <th>TPos</th> <th>Remark</th> </tr> <tr> <th>Freq Level Line Margin</th> <th>Level</th> <th>Factor</th> <th>Loss</th> <th>Factor</th> <th>Factor</th> <th></th> <th></th> <th></th> </tr> <tr> <th>MHz dBuV/m dBuV/m dB</th> <th>dBuV/m dB</th> <th>dB</th> <th>dB</th> <th>dB</th> <th>dB</th> <th>cm</th> <th>deg</th> <th></th> </tr> </thead> <tbody> <tr> <td>1 5456.20 47.38 54.00 -6.62</td> <td>32.46</td> <td>32.80</td> <td>11.48</td> <td>29.36</td> <td>0.00</td> <td>399</td> <td>140</td> <td>AVERAGE</td> </tr> </tbody> </table>	Limit	Read	Ant	Cable	Preamp	Aux	APos	TPos	Remark	Freq Level Line Margin	Level	Factor	Loss	Factor	Factor				MHz dBuV/m dBuV/m dB	dBuV/m dB	dB	dB	dB	dB	cm	deg		1 5456.20 47.38 54.00 -6.62	32.46	32.80	11.48	29.36	0.00	399	140	AVERAGE	 <p>Site : 03CH16-HY Condition: AVG_54 3m 91200-1522_240328 HORIZONTAL : RBW:1000.000kHz VBW:3000.000kHz SWT:Auto</p> <table border="1"> <thead> <tr> <th>Limit</th> <th>Read</th> <th>Ant</th> <th>Cable</th> <th>Preamp</th> <th>Aux</th> <th>APos</th> <th>TPos</th> <th>Remark</th> </tr> <tr> <th>Freq Level Line Margin</th> <th>Level</th> <th>Factor</th> <th>Loss</th> <th>Factor</th> <th>Factor</th> <th></th> <th></th> <th></th> </tr> <tr> <th>MHz dBuV/m dBuV/m dB</th> <th>dBuV/m dB</th> <th>dB</th> <th>dB</th> <th>dB</th> <th>dB</th> <th>cm</th> <th>deg</th> <th></th> </tr> </thead> <tbody> <tr> <td>1 5500.00 107.09 -----</td> <td>92.90</td> <td>32.80</td> <td>11.54</td> <td>29.35</td> <td>0.00</td> <td>399</td> <td>140</td> <td>AVERAGE</td> </tr> </tbody> </table>	Limit	Read	Ant	Cable	Preamp	Aux	APos	TPos	Remark	Freq Level Line Margin	Level	Factor	Loss	Factor	Factor				MHz dBuV/m dBuV/m dB	dBuV/m dB	dB	dB	dB	dB	cm	deg		1 5500.00 107.09 -----	92.90	32.80	11.54	29.35	0.00	399	140	AVERAGE									
	Limit	Read	Ant	Cable	Preamp	Aux	APos	TPos	Remark																																																																										
Freq Level Line Margin	Level	Factor	Loss	Factor	Factor																																																																														
MHz dBuV/m dBuV/m dB	dBuV/m dB	dB	dB	dB	dB	cm	deg																																																																												
1 5456.20 47.38 54.00 -6.62	32.46	32.80	11.48	29.36	0.00	399	140	AVERAGE																																																																											
Limit	Read	Ant	Cable	Preamp	Aux	APos	TPos	Remark																																																																											
Freq Level Line Margin	Level	Factor	Loss	Factor	Factor																																																																														
MHz dBuV/m dBuV/m dB	dBuV/m dB	dB	dB	dB	dB	cm	deg																																																																												
1 5500.00 107.09 -----	92.90	32.80	11.54	29.35	0.00	399	140	AVERAGE																																																																											



		<b>124</b>																																																																																											
<b>Mode</b>	<b>Band Edge</b>																																																																																												
	<b>U-NII-2C_5.47-5.725_802.11be EHT20_CH100_Full RU_5500MHz</b>																																																																																												
<b>ANT</b>	<b>0</b>																																																																																												
<b>Pol.</b>	<b>Vertical</b>	<b>Fundamental</b>																																																																																											
<b>Peak</b>	<p>Site : 03CH16-HY Condition: PEAK_BE(UNII)_B3 3m 91200-1522_240328 VERTICAL : RBW:1000.000kHz VBW:3000.000kHz SWT:Auto</p> <table border="1"> <thead> <tr> <th>Peak</th> <th>Freq</th> <th>Level</th> <th>Limit</th> <th>Line Margin</th> <th>Read Level</th> <th>Ant Factor</th> <th>Cable Loss</th> <th>Preamp</th> <th>Aux</th> <th>APos</th> <th>TPos</th> <th>Remark</th> </tr> <tr> <th></th> <th>MHz</th> <th>dBuV/m</th> <th>dBuV/m</th> <th>dB</th> <th>dBuV</th> <th>dB/m</th> <th>dB</th> <th>dB</th> <th>dB</th> <th>cm</th> <th>deg</th> <th></th> </tr> </thead> <tbody> <tr> <td>1</td> <td>5459.20</td> <td>59.25</td> <td>74.00</td> <td>-14.75</td> <td>44.32</td> <td>32.80</td> <td>11.48</td> <td>29.35</td> <td>0.00</td> <td>100</td> <td>103</td> <td>PEAK</td> </tr> <tr> <td>2</td> <td>5468.95</td> <td>63.99</td> <td>68.20</td> <td>-4.21</td> <td>49.05</td> <td>32.80</td> <td>11.49</td> <td>29.35</td> <td>0.00</td> <td>100</td> <td>103</td> <td>PEAK</td> </tr> </tbody> </table>	Peak	Freq	Level	Limit	Line Margin	Read Level	Ant Factor	Cable Loss	Preamp	Aux	APos	TPos	Remark		MHz	dBuV/m	dBuV/m	dB	dBuV	dB/m	dB	dB	dB	cm	deg		1	5459.20	59.25	74.00	-14.75	44.32	32.80	11.48	29.35	0.00	100	103	PEAK	2	5468.95	63.99	68.20	-4.21	49.05	32.80	11.49	29.35	0.00	100	103	PEAK	<p>Site : 03CH16-HY Condition: PEAK(UNII) 3m 91200-1522_240328 VERTICAL : RBW:1000.000kHz VBW:3000.000kHz SWT:Auto</p> <table border="1"> <thead> <tr> <th>Peak</th> <th>Freq</th> <th>Level</th> <th>Limit</th> <th>Line Margin</th> <th>Read Level</th> <th>Ant Factor</th> <th>Cable Loss</th> <th>Preamp</th> <th>Aux</th> <th>APos</th> <th>TPos</th> <th>Remark</th> </tr> <tr> <th></th> <th>MHz</th> <th>dBuV/m</th> <th>dBuV/m</th> <th>dB</th> <th>dBuV</th> <th>dB/m</th> <th>dB</th> <th>dB</th> <th>dB</th> <th>cm</th> <th>deg</th> <th></th> </tr> </thead> <tbody> <tr> <td>1</td> <td>5500.00</td> <td>118.69</td> <td>70.00</td> <td>48.69</td> <td>103.71</td> <td>32.80</td> <td>11.53</td> <td>29.35</td> <td>0.00</td> <td>100</td> <td>103</td> <td>PEAK</td> </tr> </tbody> </table>	Peak	Freq	Level	Limit	Line Margin	Read Level	Ant Factor	Cable Loss	Preamp	Aux	APos	TPos	Remark		MHz	dBuV/m	dBuV/m	dB	dBuV	dB/m	dB	dB	dB	cm	deg		1	5500.00	118.69	70.00	48.69	103.71	32.80	11.53	29.35	0.00	100	103	PEAK
	Peak	Freq	Level	Limit	Line Margin	Read Level	Ant Factor	Cable Loss	Preamp	Aux	APos	TPos	Remark																																																																																
	MHz	dBuV/m	dBuV/m	dB	dBuV	dB/m	dB	dB	dB	cm	deg																																																																																		
1	5459.20	59.25	74.00	-14.75	44.32	32.80	11.48	29.35	0.00	100	103	PEAK																																																																																	
2	5468.95	63.99	68.20	-4.21	49.05	32.80	11.49	29.35	0.00	100	103	PEAK																																																																																	
Peak	Freq	Level	Limit	Line Margin	Read Level	Ant Factor	Cable Loss	Preamp	Aux	APos	TPos	Remark																																																																																	
	MHz	dBuV/m	dBuV/m	dB	dBuV	dB/m	dB	dB	dB	cm	deg																																																																																		
1	5500.00	118.69	70.00	48.69	103.71	32.80	11.53	29.35	0.00	100	103	PEAK																																																																																	
<b>Avg</b>	<p>Site : 03CH16-HY Condition: AVG_BE(UNII)_B3 3m 91200-1522_240328 VERTICAL : RBW:1000.000kHz VBW:3000.000kHz SWT:Auto</p> <table border="1"> <thead> <tr> <th>Avg</th> <th>Freq</th> <th>Level</th> <th>Limit</th> <th>Line Margin</th> <th>Read Level</th> <th>Ant Factor</th> <th>Cable Loss</th> <th>Preamp</th> <th>Aux</th> <th>APos</th> <th>TPos</th> <th>Remark</th> </tr> <tr> <th></th> <th>MHz</th> <th>dBuV/m</th> <th>dBuV/m</th> <th>dB</th> <th>dBuV</th> <th>dB/m</th> <th>dB</th> <th>dB</th> <th>dB</th> <th>cm</th> <th>deg</th> <th></th> </tr> </thead> <tbody> <tr> <td>1</td> <td>5450.75</td> <td>48.60</td> <td>54.00</td> <td>-5.40</td> <td>33.67</td> <td>32.80</td> <td>11.48</td> <td>29.35</td> <td>0.00</td> <td>100</td> <td>103</td> <td>AVERAGE</td> </tr> </tbody> </table>	Avg	Freq	Level	Limit	Line Margin	Read Level	Ant Factor	Cable Loss	Preamp	Aux	APos	TPos	Remark		MHz	dBuV/m	dBuV/m	dB	dBuV	dB/m	dB	dB	dB	cm	deg		1	5450.75	48.60	54.00	-5.40	33.67	32.80	11.48	29.35	0.00	100	103	AVERAGE	<p>Site : 03CH16-HY Condition: AVG_54 3m 91200-1522_240328 VERTICAL : RBW:1000.000kHz VBW:3000.000kHz SWT:Auto</p> <table border="1"> <thead> <tr> <th>Avg</th> <th>Freq</th> <th>Level</th> <th>Limit</th> <th>Line Margin</th> <th>Read Level</th> <th>Ant Factor</th> <th>Cable Loss</th> <th>Preamp</th> <th>Aux</th> <th>APos</th> <th>TPos</th> <th>Remark</th> </tr> <tr> <th></th> <th>MHz</th> <th>dBuV/m</th> <th>dBuV/m</th> <th>dB</th> <th>dBuV</th> <th>dB/m</th> <th>dB</th> <th>dB</th> <th>dB</th> <th>cm</th> <th>deg</th> <th></th> </tr> </thead> <tbody> <tr> <td>1</td> <td>5500.00</td> <td>111.16</td> <td>54.00</td> <td>57.16</td> <td>96.19</td> <td>32.80</td> <td>11.52</td> <td>29.35</td> <td>0.00</td> <td>100</td> <td>103</td> <td>AVERAGE</td> </tr> </tbody> </table>	Avg	Freq	Level	Limit	Line Margin	Read Level	Ant Factor	Cable Loss	Preamp	Aux	APos	TPos	Remark		MHz	dBuV/m	dBuV/m	dB	dBuV	dB/m	dB	dB	dB	cm	deg		1	5500.00	111.16	54.00	57.16	96.19	32.80	11.52	29.35	0.00	100	103	AVERAGE													
Avg	Freq	Level	Limit	Line Margin	Read Level	Ant Factor	Cable Loss	Preamp	Aux	APos	TPos	Remark																																																																																	
	MHz	dBuV/m	dBuV/m	dB	dBuV	dB/m	dB	dB	dB	cm	deg																																																																																		
1	5450.75	48.60	54.00	-5.40	33.67	32.80	11.48	29.35	0.00	100	103	AVERAGE																																																																																	
Avg	Freq	Level	Limit	Line Margin	Read Level	Ant Factor	Cable Loss	Preamp	Aux	APos	TPos	Remark																																																																																	
	MHz	dBuV/m	dBuV/m	dB	dBuV	dB/m	dB	dB	dB	cm	deg																																																																																		
1	5500.00	111.16	54.00	57.16	96.19	32.80	11.52	29.35	0.00	100	103	AVERAGE																																																																																	

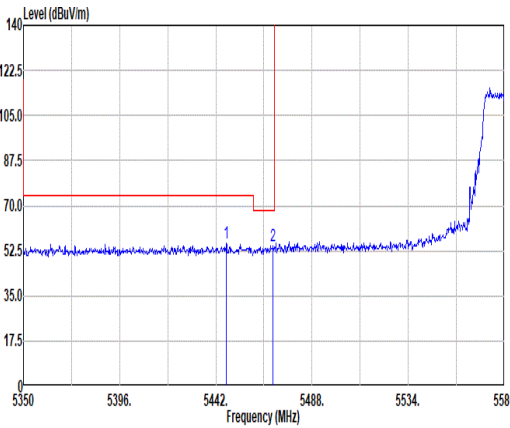
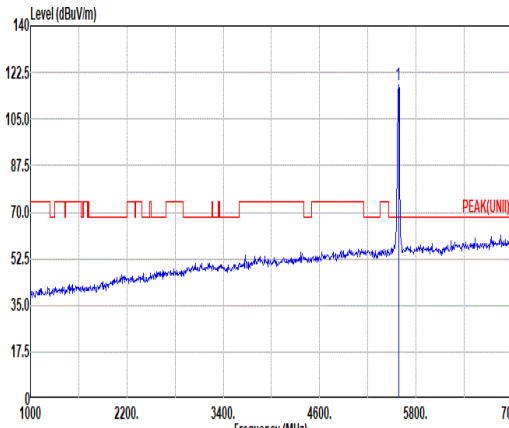
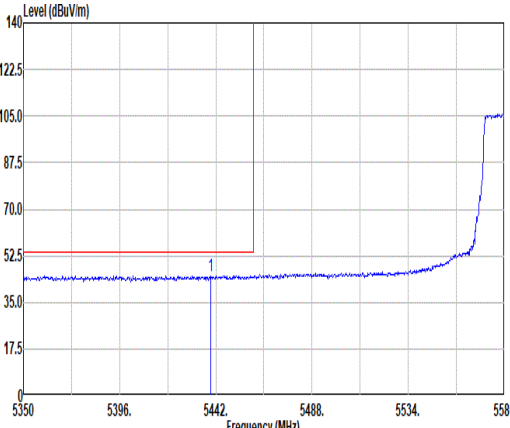
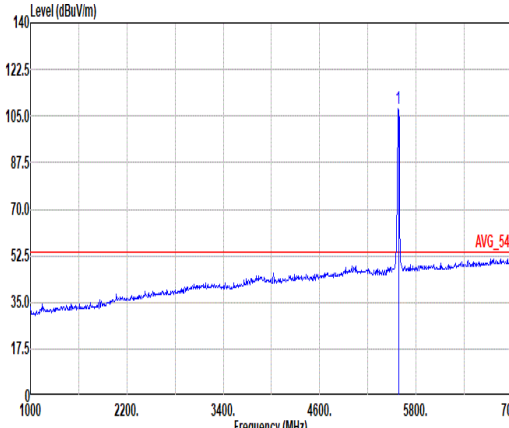


Mode	124																																																																																																											
	Harmonic																																																																																																											
	U-NII-2C_5.47-5.725_802.11be EHT20_CH100_Full RU_5500MHz																																																																																																											
ANT	0																																																																																																											
Pol.	Horizontal	Vertical																																																																																																										
Peak Avg	<p>Site : 03CH16-HY Condition: PEAK(UNII) 3m 91200-1522_240328 HORIZONTAL</p> <table border="1"> <thead> <tr> <th>Limit</th> <th>Read</th> <th>Ant</th> <th>Cable</th> <th>Preamp</th> <th>Aux</th> <th>APos</th> <th>TPos</th> <th>Remark</th> </tr> <tr> <th>Freq</th> <th>Level</th> <th>Line</th> <th>Margin</th> <th>Level</th> <th>Factor</th> <th>Loss</th> <th>Factor</th> <th>Factor</th> </tr> <tr> <th>MHz</th> <th>dBuV/m</th> <th>dBuV/m</th> <th>dB</th> <th>dBuV</th> <th>dB/m</th> <th>dB</th> <th>dB</th> <th>dB</th> </tr> </thead> <tbody> <tr> <td>1</td> <td>11000.00</td> <td>47.75</td> <td>74.00</td> <td>-26.25</td> <td>57.49</td> <td>38.70</td> <td>16.30</td> <td>65.64</td> <td>0.90</td> <td>--</td> <td>--</td> <td>PEAK</td> </tr> <tr> <td>2</td> <td>16500.00</td> <td>49.32</td> <td>68.20</td> <td>-18.88</td> <td>56.67</td> <td>38.40</td> <td>20.20</td> <td>66.92</td> <td>0.97</td> <td>--</td> <td>--</td> <td>PEAK</td> </tr> </tbody> </table>	Limit	Read	Ant	Cable	Preamp	Aux	APos	TPos	Remark	Freq	Level	Line	Margin	Level	Factor	Loss	Factor	Factor	MHz	dBuV/m	dBuV/m	dB	dBuV	dB/m	dB	dB	dB	1	11000.00	47.75	74.00	-26.25	57.49	38.70	16.30	65.64	0.90	--	--	PEAK	2	16500.00	49.32	68.20	-18.88	56.67	38.40	20.20	66.92	0.97	--	--	PEAK	<p>Site : 03CH16-HY Condition: PEAK(UNII) 3m 91200-1522_240328 VERTICAL</p> <table border="1"> <thead> <tr> <th>Limit</th> <th>Read</th> <th>Ant</th> <th>Cable</th> <th>Preamp</th> <th>Aux</th> <th>APos</th> <th>TPos</th> <th>Remark</th> </tr> <tr> <th>Freq</th> <th>Level</th> <th>Line</th> <th>Margin</th> <th>Level</th> <th>Factor</th> <th>Loss</th> <th>Factor</th> <th>Factor</th> </tr> <tr> <th>MHz</th> <th>dBuV/m</th> <th>dBuV/m</th> <th>dB</th> <th>dBuV</th> <th>dB/m</th> <th>dB</th> <th>dB</th> <th>dB</th> </tr> </thead> <tbody> <tr> <td>1</td> <td>11000.00</td> <td>47.64</td> <td>74.00</td> <td>-26.36</td> <td>57.38</td> <td>38.70</td> <td>16.30</td> <td>65.64</td> <td>0.90</td> <td>--</td> <td>--</td> <td>PEAK</td> </tr> <tr> <td>2</td> <td>16500.00</td> <td>48.72</td> <td>68.20</td> <td>-19.48</td> <td>56.07</td> <td>38.40</td> <td>20.20</td> <td>66.92</td> <td>0.97</td> <td>--</td> <td>--</td> <td>PEAK</td> </tr> </tbody> </table>	Limit	Read	Ant	Cable	Preamp	Aux	APos	TPos	Remark	Freq	Level	Line	Margin	Level	Factor	Loss	Factor	Factor	MHz	dBuV/m	dBuV/m	dB	dBuV	dB/m	dB	dB	dB	1	11000.00	47.64	74.00	-26.36	57.38	38.70	16.30	65.64	0.90	--	--	PEAK	2	16500.00	48.72	68.20	-19.48	56.07	38.40	20.20	66.92	0.97	--	--	PEAK
	Limit	Read	Ant	Cable	Preamp	Aux	APos	TPos	Remark																																																																																																			
Freq	Level	Line	Margin	Level	Factor	Loss	Factor	Factor																																																																																																				
MHz	dBuV/m	dBuV/m	dB	dBuV	dB/m	dB	dB	dB																																																																																																				
1	11000.00	47.75	74.00	-26.25	57.49	38.70	16.30	65.64	0.90	--	--	PEAK																																																																																																
2	16500.00	49.32	68.20	-18.88	56.67	38.40	20.20	66.92	0.97	--	--	PEAK																																																																																																
Limit	Read	Ant	Cable	Preamp	Aux	APos	TPos	Remark																																																																																																				
Freq	Level	Line	Margin	Level	Factor	Loss	Factor	Factor																																																																																																				
MHz	dBuV/m	dBuV/m	dB	dBuV	dB/m	dB	dB	dB																																																																																																				
1	11000.00	47.64	74.00	-26.36	57.38	38.70	16.30	65.64	0.90	--	--	PEAK																																																																																																
2	16500.00	48.72	68.20	-19.48	56.07	38.40	20.20	66.92	0.97	--	--	PEAK																																																																																																



	<b>124</b>	
<b>Mode</b>	<b>Harmonic</b>	
	<b>U-NII-2C_5.47-5.725_802.11be EHT20_CH100_Full RU_5500MHz</b>	
<b>ANT</b>	<b>0</b>	
<b>Pol.</b>	<b>Horizontal</b>	<b>Vertical</b>
<b>14.47G</b> <b>~14.5G</b> <b>Avg</b>	<p>Site : 03CH16-HY Condition: AVG_54 3m 91280-1522_240328 HORIZONTAL</p>	<p>Site : 03CH16-HY Condition: AVG_54 3m 91280-1522_240328 VERTICAL</p>
	<p>Site : 03CH16-HY Condition: AVG_54 3m 91280-1522_240328 HORIZONTAL</p>	<p>Site : 03CH16-HY Condition: AVG_54 3m 91280-1522_240328 VERTICAL</p>



		125																																																																																											
Mode	Band Edge - L																																																																																												
	U-NII-2C_5.47-5.725_802.11be EHT20_CH116_Full RU_5580MHz																																																																																												
ANT	0																																																																																												
Pol.	Horizontal	Fundamental																																																																																											
Peak	 <p>Site : 03CH16-HY Condition: PEAK_BE(UNII)_B3 3m 91200-1522_240328 HORIZONTAL : RBW:1000.000kHz VBW:3000.000kHz SWT:Auto</p> <table border="1"> <thead> <tr> <th>Peak</th> <th>Freq</th> <th>Level</th> <th>Limit</th> <th>Line Margin</th> <th>Read Level</th> <th>Ant Factor</th> <th>Cable Loss</th> <th>Preamp Loss</th> <th>Aux Loss</th> <th>APos</th> <th>TPos</th> <th>Remark</th> </tr> <tr> <th>1</th> <th>MHz</th> <th>dBuV/m</th> <th>dBuV/m</th> <th>dB</th> <th>dBuV</th> <th>dB/m</th> <th>dB</th> <th>dB</th> <th>dB</th> <th>cm</th> <th>deg</th> <th></th> </tr> </thead> <tbody> <tr> <td>1</td> <td>5447.06</td> <td>55.54</td> <td>74.00</td> <td>-18.46</td> <td>40.63</td> <td>32.80</td> <td>11.47</td> <td>29.36</td> <td>0.00</td> <td>400</td> <td>137</td> <td>PEAK</td> </tr> <tr> <td>2</td> <td>5469.37</td> <td>54.26</td> <td>68.20</td> <td>-13.94</td> <td>39.32</td> <td>32.80</td> <td>11.49</td> <td>29.35</td> <td>0.00</td> <td>400</td> <td>137</td> <td>PEAK</td> </tr> </tbody> </table>	Peak	Freq	Level	Limit	Line Margin	Read Level	Ant Factor	Cable Loss	Preamp Loss	Aux Loss	APos	TPos	Remark	1	MHz	dBuV/m	dBuV/m	dB	dBuV	dB/m	dB	dB	dB	cm	deg		1	5447.06	55.54	74.00	-18.46	40.63	32.80	11.47	29.36	0.00	400	137	PEAK	2	5469.37	54.26	68.20	-13.94	39.32	32.80	11.49	29.35	0.00	400	137	PEAK	 <p>Site : 03CH16-HY Condition: PEAK(UNII) 3m 91200-1522_240328 HORIZONTAL : RBW:1000.000kHz VBW:3000.000kHz SWT:Auto</p> <table border="1"> <thead> <tr> <th>Peak</th> <th>Freq</th> <th>Level</th> <th>Limit</th> <th>Line Margin</th> <th>Read Level</th> <th>Ant Factor</th> <th>Cable Loss</th> <th>Preamp Loss</th> <th>Aux Loss</th> <th>APos</th> <th>TPos</th> <th>Remark</th> </tr> <tr> <th>1</th> <th>MHz</th> <th>dBuV/m</th> <th>dBuV/m</th> <th>dB</th> <th>dBuV</th> <th>dB/m</th> <th>dB</th> <th>dB</th> <th>dB</th> <th>cm</th> <th>deg</th> <th></th> </tr> </thead> <tbody> <tr> <td>1</td> <td>5580.00</td> <td>117.67</td> <td>-----</td> <td>-----</td> <td>102.61</td> <td>32.80</td> <td>11.63</td> <td>29.37</td> <td>0.00</td> <td>400</td> <td>137</td> <td>PEAK</td> </tr> </tbody> </table>	Peak	Freq	Level	Limit	Line Margin	Read Level	Ant Factor	Cable Loss	Preamp Loss	Aux Loss	APos	TPos	Remark	1	MHz	dBuV/m	dBuV/m	dB	dBuV	dB/m	dB	dB	dB	cm	deg		1	5580.00	117.67	-----	-----	102.61	32.80	11.63	29.37	0.00	400	137	PEAK
	Peak	Freq	Level	Limit	Line Margin	Read Level	Ant Factor	Cable Loss	Preamp Loss	Aux Loss	APos	TPos	Remark																																																																																
1	MHz	dBuV/m	dBuV/m	dB	dBuV	dB/m	dB	dB	dB	cm	deg																																																																																		
1	5447.06	55.54	74.00	-18.46	40.63	32.80	11.47	29.36	0.00	400	137	PEAK																																																																																	
2	5469.37	54.26	68.20	-13.94	39.32	32.80	11.49	29.35	0.00	400	137	PEAK																																																																																	
Peak	Freq	Level	Limit	Line Margin	Read Level	Ant Factor	Cable Loss	Preamp Loss	Aux Loss	APos	TPos	Remark																																																																																	
1	MHz	dBuV/m	dBuV/m	dB	dBuV	dB/m	dB	dB	dB	cm	deg																																																																																		
1	5580.00	117.67	-----	-----	102.61	32.80	11.63	29.37	0.00	400	137	PEAK																																																																																	
Avg	 <p>Site : 03CH16-HY Condition: AVG_BE(UNII)_B3 3m 91200-1522_240328 HORIZONTAL : RBW:1000.000kHz VBW:3000.000kHz SWT:Auto</p> <table border="1"> <thead> <tr> <th>Avg</th> <th>Freq</th> <th>Level</th> <th>Limit</th> <th>Line Margin</th> <th>Read Level</th> <th>Ant Factor</th> <th>Cable Loss</th> <th>Preamp Loss</th> <th>Aux Loss</th> <th>APos</th> <th>TPos</th> <th>Remark</th> </tr> <tr> <th>1</th> <th>MHz</th> <th>dBuV/m</th> <th>dBuV/m</th> <th>dB</th> <th>dBuV</th> <th>dB/m</th> <th>dB</th> <th>dB</th> <th>dB</th> <th>cm</th> <th>deg</th> <th></th> </tr> </thead> <tbody> <tr> <td>1</td> <td>5439.70</td> <td>45.15</td> <td>54.00</td> <td>-8.85</td> <td>30.25</td> <td>32.80</td> <td>11.46</td> <td>29.36</td> <td>0.00</td> <td>400</td> <td>137</td> <td>AVERAGE</td> </tr> </tbody> </table>	Avg	Freq	Level	Limit	Line Margin	Read Level	Ant Factor	Cable Loss	Preamp Loss	Aux Loss	APos	TPos	Remark	1	MHz	dBuV/m	dBuV/m	dB	dBuV	dB/m	dB	dB	dB	cm	deg		1	5439.70	45.15	54.00	-8.85	30.25	32.80	11.46	29.36	0.00	400	137	AVERAGE	 <p>Site : 03CH16-HY Condition: AVG_54 3m 91200-1522_240328 HORIZONTAL : RBW:1000.000kHz VBW:3000.000kHz SWT:Auto</p> <table border="1"> <thead> <tr> <th>Avg</th> <th>Freq</th> <th>Level</th> <th>Limit</th> <th>Line Margin</th> <th>Read Level</th> <th>Ant Factor</th> <th>Cable Loss</th> <th>Preamp Loss</th> <th>Aux Loss</th> <th>APos</th> <th>TPos</th> <th>Remark</th> </tr> <tr> <th>1</th> <th>MHz</th> <th>dBuV/m</th> <th>dBuV/m</th> <th>dB</th> <th>dBuV</th> <th>dB/m</th> <th>dB</th> <th>dB</th> <th>dB</th> <th>cm</th> <th>deg</th> <th></th> </tr> </thead> <tbody> <tr> <td>1</td> <td>5580.00</td> <td>107.74</td> <td>-----</td> <td>-----</td> <td>92.69</td> <td>32.80</td> <td>11.62</td> <td>29.37</td> <td>0.00</td> <td>400</td> <td>137</td> <td>AVERAGE</td> </tr> </tbody> </table>	Avg	Freq	Level	Limit	Line Margin	Read Level	Ant Factor	Cable Loss	Preamp Loss	Aux Loss	APos	TPos	Remark	1	MHz	dBuV/m	dBuV/m	dB	dBuV	dB/m	dB	dB	dB	cm	deg		1	5580.00	107.74	-----	-----	92.69	32.80	11.62	29.37	0.00	400	137	AVERAGE													
	Avg	Freq	Level	Limit	Line Margin	Read Level	Ant Factor	Cable Loss	Preamp Loss	Aux Loss	APos	TPos	Remark																																																																																
1	MHz	dBuV/m	dBuV/m	dB	dBuV	dB/m	dB	dB	dB	cm	deg																																																																																		
1	5439.70	45.15	54.00	-8.85	30.25	32.80	11.46	29.36	0.00	400	137	AVERAGE																																																																																	
Avg	Freq	Level	Limit	Line Margin	Read Level	Ant Factor	Cable Loss	Preamp Loss	Aux Loss	APos	TPos	Remark																																																																																	
1	MHz	dBuV/m	dBuV/m	dB	dBuV	dB/m	dB	dB	dB	cm	deg																																																																																		
1	5580.00	107.74	-----	-----	92.69	32.80	11.62	29.37	0.00	400	137	AVERAGE																																																																																	



<b>Mode</b>	125																																					
	Band Edge - R																																					
	U-NII-2C_5.47-5.725_802.11be EHT20_CH116_Full RU_5580MHz																																					
<b>ANT</b>	0																																					
<b>Pol.</b>	<b>Horizontal</b>	<b>Fundamental</b>																																				
<b>Peak</b>	<p>Site : 03CH16-HY          Condition: PEAK_BE(UNII)_B3 3m 91200-1522_240328 HORIZONTAL          : RBW:1000.000kHz VBW:3000.000kHz SMT:Auto</p> <table border="1"> <thead> <tr> <th>Limit</th> <th>Read</th> <th>Ant</th> <th>Cable</th> <th>Preamp</th> <th>Aux</th> <th>APos</th> <th>TPos</th> <th>Remark</th> </tr> <tr> <th>Freq</th> <th>Level</th> <th>Line Margin</th> <th>Level</th> <th>Factor</th> <th>Loss Factor</th> <th>Factor</th> <th></th> <th></th> </tr> <tr> <th>MHz</th> <th>dBuV/m</th> <th>dB</th> <th>dBuV</th> <th>dB/m</th> <th>dB</th> <th>dB</th> <th>cm</th> <th>deg</th> </tr> </thead> <tbody> <tr> <td>1 5746.32</td> <td>55.46</td> <td>68.20 -12.74</td> <td>39.57</td> <td>33.49</td> <td>11.80</td> <td>29.40</td> <td>0.00</td> <td>400 137 PEAK</td> </tr> </tbody> </table>	Limit	Read	Ant	Cable	Preamp	Aux	APos	TPos	Remark	Freq	Level	Line Margin	Level	Factor	Loss Factor	Factor			MHz	dBuV/m	dB	dBuV	dB/m	dB	dB	cm	deg	1 5746.32	55.46	68.20 -12.74	39.57	33.49	11.80	29.40	0.00	400 137 PEAK	<b>Blank</b>
Limit	Read	Ant	Cable	Preamp	Aux	APos	TPos	Remark																														
Freq	Level	Line Margin	Level	Factor	Loss Factor	Factor																																
MHz	dBuV/m	dB	dBuV	dB/m	dB	dB	cm	deg																														
1 5746.32	55.46	68.20 -12.74	39.57	33.49	11.80	29.40	0.00	400 137 PEAK																														



		125																																																																																												
<b>Mode</b>		<b>Band Edge - L</b>																																																																																												
		<b>U-NII-2C_5.47-5.725_802.11be EHT20_CH116_Full RU_5580MHz</b>																																																																																												
<b>ANT</b>		<b>0</b>																																																																																												
<b>Pol.</b>		<b>Vertical</b>	<b>Fundamental</b>																																																																																											
<b>Peak</b>		<p>Site : 03CH16-HY Condition: PEAK_BE(UNII)_B3 3m 91200-1522_240328 VERTICAL : RBW:1000.000kHz VBW:3000.000kHz SWT:Auto</p> <table border="1"> <thead> <tr> <th>Peak</th> <th>Freq</th> <th>Level</th> <th>Limit</th> <th>Line Margin</th> <th>Read Level</th> <th>Ant Factor</th> <th>Cable Loss</th> <th>Preamp</th> <th>Aux</th> <th>APos</th> <th>TPos</th> <th>Remark</th> </tr> <tr> <th></th> <th>MHz</th> <th>dBuV/m</th> <th>dBuV/m</th> <th>dB</th> <th>dBuV</th> <th>dB/m</th> <th>dB</th> <th>dB</th> <th>dB</th> <th>cm</th> <th>deg</th> <th></th> </tr> </thead> <tbody> <tr> <td>1</td> <td>5426.13</td> <td>55.50</td> <td>74.00</td> <td>-18.50</td> <td>40.62</td> <td>32.80</td> <td>11.44</td> <td>29.36</td> <td>0.00</td> <td>100</td> <td>101</td> <td>PEAK</td> </tr> <tr> <td>2</td> <td>5464.54</td> <td>56.09</td> <td>68.20</td> <td>-12.11</td> <td>41.15</td> <td>32.80</td> <td>11.49</td> <td>29.35</td> <td>0.00</td> <td>100</td> <td>101</td> <td>PEAK</td> </tr> </tbody> </table>	Peak	Freq	Level	Limit	Line Margin	Read Level	Ant Factor	Cable Loss	Preamp	Aux	APos	TPos	Remark		MHz	dBuV/m	dBuV/m	dB	dBuV	dB/m	dB	dB	dB	cm	deg		1	5426.13	55.50	74.00	-18.50	40.62	32.80	11.44	29.36	0.00	100	101	PEAK	2	5464.54	56.09	68.20	-12.11	41.15	32.80	11.49	29.35	0.00	100	101	PEAK	<p>Site : 03CH16-HY Condition: PEAK(UNII) 3m 91200-1522_240328 VERTICAL : RBW:1000.000kHz VBW:3000.000kHz SWT:Auto</p> <table border="1"> <thead> <tr> <th>Peak</th> <th>Freq</th> <th>Level</th> <th>Limit</th> <th>Line Margin</th> <th>Read Level</th> <th>Ant Factor</th> <th>Cable Loss</th> <th>Preamp</th> <th>Aux</th> <th>APos</th> <th>TPos</th> <th>Remark</th> </tr> <tr> <th></th> <th>MHz</th> <th>dBuV/m</th> <th>dBuV/m</th> <th>dB</th> <th>dBuV</th> <th>dB/m</th> <th>dB</th> <th>dB</th> <th>dB</th> <th>cm</th> <th>deg</th> <th></th> </tr> </thead> <tbody> <tr> <td>1</td> <td>5580.00</td> <td>118.46</td> <td>-----</td> <td>-----</td> <td>103.40</td> <td>32.80</td> <td>11.62</td> <td>29.36</td> <td>0.00</td> <td>100</td> <td>101</td> <td>PEAK</td> </tr> </tbody> </table>	Peak	Freq	Level	Limit	Line Margin	Read Level	Ant Factor	Cable Loss	Preamp	Aux	APos	TPos	Remark		MHz	dBuV/m	dBuV/m	dB	dBuV	dB/m	dB	dB	dB	cm	deg		1	5580.00	118.46	-----	-----	103.40	32.80	11.62	29.36	0.00	100	101	PEAK
Peak	Freq	Level	Limit	Line Margin	Read Level	Ant Factor	Cable Loss	Preamp	Aux	APos	TPos	Remark																																																																																		
	MHz	dBuV/m	dBuV/m	dB	dBuV	dB/m	dB	dB	dB	cm	deg																																																																																			
1	5426.13	55.50	74.00	-18.50	40.62	32.80	11.44	29.36	0.00	100	101	PEAK																																																																																		
2	5464.54	56.09	68.20	-12.11	41.15	32.80	11.49	29.35	0.00	100	101	PEAK																																																																																		
Peak	Freq	Level	Limit	Line Margin	Read Level	Ant Factor	Cable Loss	Preamp	Aux	APos	TPos	Remark																																																																																		
	MHz	dBuV/m	dBuV/m	dB	dBuV	dB/m	dB	dB	dB	cm	deg																																																																																			
1	5580.00	118.46	-----	-----	103.40	32.80	11.62	29.36	0.00	100	101	PEAK																																																																																		
<b>Avg</b>		<p>Site : 03CH16-HY Condition: AVG_BE(UNII)_B3 3m 91200-1522_240328 VERTICAL : RBW:1000.000kHz VBW:3000.000kHz SWT:Auto</p> <table border="1"> <thead> <tr> <th>Peak</th> <th>Freq</th> <th>Level</th> <th>Limit</th> <th>Line Margin</th> <th>Read Level</th> <th>Ant Factor</th> <th>Cable Loss</th> <th>Preamp</th> <th>Aux</th> <th>APos</th> <th>TPos</th> <th>Remark</th> </tr> <tr> <th></th> <th>MHz</th> <th>dBuV/m</th> <th>dBuV/m</th> <th>dB</th> <th>dBuV</th> <th>dB/m</th> <th>dB</th> <th>dB</th> <th>dB</th> <th>cm</th> <th>deg</th> <th></th> </tr> </thead> <tbody> <tr> <td>1</td> <td>5450.05</td> <td>45.88</td> <td>54.00</td> <td>-8.12</td> <td>30.97</td> <td>32.80</td> <td>11.47</td> <td>29.36</td> <td>0.00</td> <td>100</td> <td>101</td> <td>AVERAGE</td> </tr> </tbody> </table>	Peak	Freq	Level	Limit	Line Margin	Read Level	Ant Factor	Cable Loss	Preamp	Aux	APos	TPos	Remark		MHz	dBuV/m	dBuV/m	dB	dBuV	dB/m	dB	dB	dB	cm	deg		1	5450.05	45.88	54.00	-8.12	30.97	32.80	11.47	29.36	0.00	100	101	AVERAGE	<p>Site : 03CH16-HY Condition: AVG_54 3m 91200-1522_240328 VERTICAL : RBW:1000.000kHz VBW:3000.000kHz SWT:Auto</p> <table border="1"> <thead> <tr> <th>Peak</th> <th>Freq</th> <th>Level</th> <th>Limit</th> <th>Line Margin</th> <th>Read Level</th> <th>Ant Factor</th> <th>Cable Loss</th> <th>Preamp</th> <th>Aux</th> <th>APos</th> <th>TPos</th> <th>Remark</th> </tr> <tr> <th></th> <th>MHz</th> <th>dBuV/m</th> <th>dBuV/m</th> <th>dB</th> <th>dBuV</th> <th>dB/m</th> <th>dB</th> <th>dB</th> <th>dB</th> <th>cm</th> <th>deg</th> <th></th> </tr> </thead> <tbody> <tr> <td>1</td> <td>5580.00</td> <td>111.14</td> <td>-----</td> <td>-----</td> <td>96.09</td> <td>32.80</td> <td>11.62</td> <td>29.37</td> <td>0.00</td> <td>100</td> <td>101</td> <td>AVERAGE</td> </tr> </tbody> </table>	Peak	Freq	Level	Limit	Line Margin	Read Level	Ant Factor	Cable Loss	Preamp	Aux	APos	TPos	Remark		MHz	dBuV/m	dBuV/m	dB	dBuV	dB/m	dB	dB	dB	cm	deg		1	5580.00	111.14	-----	-----	96.09	32.80	11.62	29.37	0.00	100	101	AVERAGE													
Peak	Freq	Level	Limit	Line Margin	Read Level	Ant Factor	Cable Loss	Preamp	Aux	APos	TPos	Remark																																																																																		
	MHz	dBuV/m	dBuV/m	dB	dBuV	dB/m	dB	dB	dB	cm	deg																																																																																			
1	5450.05	45.88	54.00	-8.12	30.97	32.80	11.47	29.36	0.00	100	101	AVERAGE																																																																																		
Peak	Freq	Level	Limit	Line Margin	Read Level	Ant Factor	Cable Loss	Preamp	Aux	APos	TPos	Remark																																																																																		
	MHz	dBuV/m	dBuV/m	dB	dBuV	dB/m	dB	dB	dB	cm	deg																																																																																			
1	5580.00	111.14	-----	-----	96.09	32.80	11.62	29.37	0.00	100	101	AVERAGE																																																																																		



Mode	125																																									
	Band Edge - R																																									
	U-NII-2C_5.47-5.725_802.11be EHT20_CH116_Full RU_5580MHz																																									
ANT	0																																									
Pol.	Vertical	Fundamental																																								
Peak	<p>Site : 03CH16-HY          Condition: PEAK_BE(U-NII)_B3 3m 91200-1522_240328 VERTICAL          : RBW:1000.000kHz VBW:3000.000kHz SMT:Auto</p> <table border="1"> <thead> <tr> <th>Limit</th> <th>Read</th> <th>Ant</th> <th>Cable</th> <th>Preamp</th> <th>Aux</th> <th>APos</th> <th>TPos</th> <th>Remark</th> </tr> <tr> <th>Freq</th> <th>Level</th> <th>Line Margin</th> <th>Level</th> <th>Factor</th> <th>Loss Factor</th> <th>Factor</th> <th></th> <th></th> </tr> <tr> <th>MHz</th> <th>dBuV/m</th> <th>dBuV/m</th> <th>dB</th> <th>dBuV</th> <th>dB/m</th> <th>dB</th> <th>dB</th> <th>cm</th> <th>deg</th> </tr> </thead> <tbody> <tr> <td>1 5751.31</td> <td>56.93</td> <td>68.20</td> <td>-11.27</td> <td>41.01</td> <td>33.51</td> <td>11.81</td> <td>29.40</td> <td>0.00</td> <td>100</td> <td>101</td> <td>PEAK</td> </tr> </tbody> </table>	Limit	Read	Ant	Cable	Preamp	Aux	APos	TPos	Remark	Freq	Level	Line Margin	Level	Factor	Loss Factor	Factor			MHz	dBuV/m	dBuV/m	dB	dBuV	dB/m	dB	dB	cm	deg	1 5751.31	56.93	68.20	-11.27	41.01	33.51	11.81	29.40	0.00	100	101	PEAK	Blank
Limit	Read	Ant	Cable	Preamp	Aux	APos	TPos	Remark																																		
Freq	Level	Line Margin	Level	Factor	Loss Factor	Factor																																				
MHz	dBuV/m	dBuV/m	dB	dBuV	dB/m	dB	dB	cm	deg																																	
1 5751.31	56.93	68.20	-11.27	41.01	33.51	11.81	29.40	0.00	100	101	PEAK																															





Mode	125																																																																																																															
	Harmonic																																																																																																															
	U-NII-2C_5.47-5.725_802.11be EHT20_CH116_Full RU_5580MHz																																																																																																															
ANT	0																																																																																																															
Pol.	Horizontal	Vertical																																																																																																														
Peak Avg	<p>Site : 03CH16-HY Condition: PEAK(UNII) 3m 91200-1522_240328 HORIZONTAL</p> <table border="1"> <thead> <tr> <th></th> <th>Limit</th> <th>Read</th> <th>Ant</th> <th>Cable</th> <th>Preamp</th> <th>Aux</th> <th>APos</th> <th>TPos</th> <th></th> </tr> <tr> <th>Freq</th> <th>Level</th> <th>Line</th> <th>Margin</th> <th>Level</th> <th>Factor</th> <th>Loss</th> <th>Factor</th> <th>Factor</th> <th>Remark</th> </tr> <tr> <th></th> <th>MHz</th> <th>dBuV/m</th> <th>dBuV/m</th> <th>dB</th> <th>dBuV</th> <th>dB/m</th> <th>dB</th> <th>dB</th> <th>cm</th> <th>deg</th> </tr> </thead> <tbody> <tr> <td>1</td> <td>11160.00</td> <td>47.31</td> <td>74.00</td> <td>-26.69</td> <td>57.22</td> <td>38.70</td> <td>16.44</td> <td>65.68</td> <td>0.63</td> <td>--</td> <td>PEAK</td> </tr> <tr> <td>2</td> <td>16740.00</td> <td>47.47</td> <td>68.20</td> <td>-20.73</td> <td>54.56</td> <td>38.24</td> <td>20.44</td> <td>66.41</td> <td>0.64</td> <td>--</td> <td>PEAK</td> </tr> </tbody> </table>		Limit	Read	Ant	Cable	Preamp	Aux	APos	TPos		Freq	Level	Line	Margin	Level	Factor	Loss	Factor	Factor	Remark		MHz	dBuV/m	dBuV/m	dB	dBuV	dB/m	dB	dB	cm	deg	1	11160.00	47.31	74.00	-26.69	57.22	38.70	16.44	65.68	0.63	--	PEAK	2	16740.00	47.47	68.20	-20.73	54.56	38.24	20.44	66.41	0.64	--	PEAK	<p>Site : 03CH16-HY Condition: PEAK(UNII) 3m 91200-1522_240328 VERTICAL</p> <table border="1"> <thead> <tr> <th></th> <th>Limit</th> <th>Read</th> <th>Ant</th> <th>Cable</th> <th>Preamp</th> <th>Aux</th> <th>APos</th> <th>TPos</th> <th></th> </tr> <tr> <th>Freq</th> <th>Level</th> <th>Line</th> <th>Margin</th> <th>Level</th> <th>Factor</th> <th>Loss</th> <th>Factor</th> <th>Factor</th> <th>Remark</th> </tr> <tr> <th></th> <th>MHz</th> <th>dBuV/m</th> <th>dBuV/m</th> <th>dB</th> <th>dBuV</th> <th>dB/m</th> <th>dB</th> <th>dB</th> <th>cm</th> <th>deg</th> </tr> </thead> <tbody> <tr> <td>1</td> <td>11160.00</td> <td>47.49</td> <td>74.00</td> <td>-26.51</td> <td>57.40</td> <td>38.70</td> <td>16.44</td> <td>65.68</td> <td>0.63</td> <td>--</td> <td>PEAK</td> </tr> <tr> <td>2</td> <td>16740.00</td> <td>47.57</td> <td>68.20</td> <td>-20.63</td> <td>54.66</td> <td>38.24</td> <td>20.44</td> <td>66.41</td> <td>0.64</td> <td>--</td> <td>PEAK</td> </tr> </tbody> </table>		Limit	Read	Ant	Cable	Preamp	Aux	APos	TPos		Freq	Level	Line	Margin	Level	Factor	Loss	Factor	Factor	Remark		MHz	dBuV/m	dBuV/m	dB	dBuV	dB/m	dB	dB	cm	deg	1	11160.00	47.49	74.00	-26.51	57.40	38.70	16.44	65.68	0.63	--	PEAK	2	16740.00	47.57	68.20	-20.63	54.66	38.24	20.44	66.41	0.64	--	PEAK
		Limit	Read	Ant	Cable	Preamp	Aux	APos	TPos																																																																																																							
Freq	Level	Line	Margin	Level	Factor	Loss	Factor	Factor	Remark																																																																																																							
	MHz	dBuV/m	dBuV/m	dB	dBuV	dB/m	dB	dB	cm	deg																																																																																																						
1	11160.00	47.31	74.00	-26.69	57.22	38.70	16.44	65.68	0.63	--	PEAK																																																																																																					
2	16740.00	47.47	68.20	-20.73	54.56	38.24	20.44	66.41	0.64	--	PEAK																																																																																																					
	Limit	Read	Ant	Cable	Preamp	Aux	APos	TPos																																																																																																								
Freq	Level	Line	Margin	Level	Factor	Loss	Factor	Factor	Remark																																																																																																							
	MHz	dBuV/m	dBuV/m	dB	dBuV	dB/m	dB	dB	cm	deg																																																																																																						
1	11160.00	47.49	74.00	-26.51	57.40	38.70	16.44	65.68	0.63	--	PEAK																																																																																																					
2	16740.00	47.57	68.20	-20.63	54.66	38.24	20.44	66.41	0.64	--	PEAK																																																																																																					



	<b>125</b>	
<b>Mode</b>	<b>Harmonic</b>	
	<b>U-NII-2C_5.47-5.725_802.11be EHT20_CH116_Full RU_5580MHz</b>	
<b>ANT</b>	<b>0</b>	
<b>Pol.</b>	<b>Horizontal</b>	<b>Vertical</b>
<b>14.47G</b> <b>~14.5G</b> <b>Avg</b>	<p>Site : 03CH16-HY Condition: AVG_54 3m 91280-1522_240328 HORIZONTAL</p>	<p>Site : 03CH16-HY Condition: AVG_54 3m 91280-1522_240328 VERTICAL</p>
	<p>Site : 03CH16-HY Condition: AVG_54 3m 91280-1522_240328 HORIZONTAL</p>	<p>Site : 03CH16-HY Condition: AVG_54 3m 91280-1522_240328 VERTICAL</p>



	126																																																																																			
Mode	Band Edge																																																																																			
	U-NII-2C_5.47-5.725_802.11be EHT20_CH140_Full RU_5700MHz																																																																																			
ANT	0																																																																																			
Pol.	Horizontal	Fundamental																																																																																		
Peak	<p>Site : 03CH16-HY Condition: PEAK_BE(UNII)_B3 3m 91200-1522_240328 HORIZONTAL : RBW:1000.000kHz VBW:3000.000kHz SWT:Auto</p> <table border="1"> <thead> <tr> <th>Limit</th> <th>Read</th> <th>Ant</th> <th>Cable</th> <th>Preamp</th> <th>Aux</th> <th>APos</th> <th>TPos</th> <th>Remark</th> </tr> <tr> <th>Freq</th> <th>Level</th> <th>Line Margin</th> <th>Level</th> <th>Factor</th> <th>Loss Factor</th> <th>Factor</th> <th></th> <th></th> </tr> <tr> <th>MHz</th> <th>dBuV/m</th> <th>dBuV/m</th> <th>dB</th> <th>dBuV</th> <th>dB/m</th> <th>dB</th> <th>dB</th> <th>cm</th> <th>deg</th> </tr> </thead> <tbody> <tr> <td>1</td> <td>5725.55</td> <td>65.51</td> <td>68.20</td> <td>-2.69</td> <td>49.68</td> <td>33.45</td> <td>11.78</td> <td>29.40</td> <td>0.00</td> <td>297</td> <td>128</td> <td>PEAK</td> </tr> </tbody> </table>	Limit	Read	Ant	Cable	Preamp	Aux	APos	TPos	Remark	Freq	Level	Line Margin	Level	Factor	Loss Factor	Factor			MHz	dBuV/m	dBuV/m	dB	dBuV	dB/m	dB	dB	cm	deg	1	5725.55	65.51	68.20	-2.69	49.68	33.45	11.78	29.40	0.00	297	128	PEAK	<p>Site : 03CH16-HY Condition: PEAK(UNII) 3m 91200-1522_240328 HORIZONTAL : RBW:1000.000kHz VBW:3000.000kHz SWT:Auto</p> <table border="1"> <thead> <tr> <th>Limit</th> <th>Read</th> <th>Ant</th> <th>Cable</th> <th>Preamp</th> <th>Aux</th> <th>APos</th> <th>TPos</th> <th>Remark</th> </tr> <tr> <th>Freq</th> <th>Level</th> <th>Line Margin</th> <th>Level</th> <th>Factor</th> <th>Loss Factor</th> <th>Factor</th> <th></th> <th></th> </tr> <tr> <th>MHz</th> <th>dBuV/m</th> <th>dBuV/m</th> <th>dB</th> <th>dBuV</th> <th>dB/m</th> <th>dB</th> <th>dB</th> <th>cm</th> <th>deg</th> </tr> </thead> <tbody> <tr> <td>1</td> <td>5700.00</td> <td>120.04</td> <td>-----</td> <td>-----</td> <td>104.26</td> <td>33.41</td> <td>11.76</td> <td>29.39</td> <td>0.00</td> <td>297</td> <td>128</td> <td>PEAK</td> </tr> </tbody> </table>	Limit	Read	Ant	Cable	Preamp	Aux	APos	TPos	Remark	Freq	Level	Line Margin	Level	Factor	Loss Factor	Factor			MHz	dBuV/m	dBuV/m	dB	dBuV	dB/m	dB	dB	cm	deg	1	5700.00	120.04	-----	-----	104.26	33.41	11.76	29.39	0.00	297	128	PEAK
	Limit	Read	Ant	Cable	Preamp	Aux	APos	TPos	Remark																																																																											
Freq	Level	Line Margin	Level	Factor	Loss Factor	Factor																																																																														
MHz	dBuV/m	dBuV/m	dB	dBuV	dB/m	dB	dB	cm	deg																																																																											
1	5725.55	65.51	68.20	-2.69	49.68	33.45	11.78	29.40	0.00	297	128	PEAK																																																																								
Limit	Read	Ant	Cable	Preamp	Aux	APos	TPos	Remark																																																																												
Freq	Level	Line Margin	Level	Factor	Loss Factor	Factor																																																																														
MHz	dBuV/m	dBuV/m	dB	dBuV	dB/m	dB	dB	cm	deg																																																																											
1	5700.00	120.04	-----	-----	104.26	33.41	11.76	29.39	0.00	297	128	PEAK																																																																								
Avg	Blank	<p>Site : 03CH16-HY Condition: AVG_54 3m 91200-1522_240328 HORIZONTAL : RBW:1000.000kHz VBW:3000.000kHz SWT:Auto</p> <table border="1"> <thead> <tr> <th>Limit</th> <th>Read</th> <th>Ant</th> <th>Cable</th> <th>Preamp</th> <th>Aux</th> <th>APos</th> <th>TPos</th> <th>Remark</th> </tr> <tr> <th>Freq</th> <th>Level</th> <th>Line Margin</th> <th>Level</th> <th>Factor</th> <th>Loss Factor</th> <th>Factor</th> <th></th> <th></th> </tr> <tr> <th>MHz</th> <th>dBuV/m</th> <th>dBuV/m</th> <th>dB</th> <th>dBuV</th> <th>dB/m</th> <th>dB</th> <th>dB</th> <th>cm</th> <th>deg</th> </tr> </thead> <tbody> <tr> <td>1</td> <td>5700.00</td> <td>109.11</td> <td>-----</td> <td>-----</td> <td>93.33</td> <td>33.41</td> <td>11.76</td> <td>29.39</td> <td>0.00</td> <td>297</td> <td>128</td> <td>AVERAGE</td> </tr> </tbody> </table>	Limit	Read	Ant	Cable	Preamp	Aux	APos	TPos	Remark	Freq	Level	Line Margin	Level	Factor	Loss Factor	Factor			MHz	dBuV/m	dBuV/m	dB	dBuV	dB/m	dB	dB	cm	deg	1	5700.00	109.11	-----	-----	93.33	33.41	11.76	29.39	0.00	297	128	AVERAGE																																									
Limit	Read	Ant	Cable	Preamp	Aux	APos	TPos	Remark																																																																												
Freq	Level	Line Margin	Level	Factor	Loss Factor	Factor																																																																														
MHz	dBuV/m	dBuV/m	dB	dBuV	dB/m	dB	dB	cm	deg																																																																											
1	5700.00	109.11	-----	-----	93.33	33.41	11.76	29.39	0.00	297	128	AVERAGE																																																																								



	126																																																																																			
Mode	Band Edge																																																																																			
	U-NII-2C_5.47-5.725_802.11be EHT20_CH140_Full RU_5700MHz																																																																																			
ANT	0																																																																																			
Pol.	Vertical	Fundamental																																																																																		
Peak	<p>Site : 03CH16-HY Condition: PEAK_BE(UNII)_B3 3m 91200-1522_240328 VERTICAL : RBW:1000.000kHz VBW:3000.000kHz SWT:Auto</p> <table border="1"> <thead> <tr> <th>Limit</th> <th>Read</th> <th>Ant</th> <th>Cable</th> <th>Preamp</th> <th>Aux</th> <th>APos</th> <th>TPos</th> <th>Remark</th> </tr> <tr> <th>Freq</th> <th>Level</th> <th>Line Margin</th> <th>Level</th> <th>Factor</th> <th>Loss Factor</th> <th>Factor</th> <th></th> <th></th> </tr> <tr> <th>MHz</th> <th>dBuV/m</th> <th>dBuV/m</th> <th>dB</th> <th>dBuV</th> <th>dB/m</th> <th>dB</th> <th>dB</th> <th>cm</th> <th>deg</th> </tr> </thead> <tbody> <tr> <td>1</td> <td>5725.22</td> <td>67.13</td> <td>68.20</td> <td>-1.07</td> <td>51.30</td> <td>33.45</td> <td>11.78</td> <td>29.40</td> <td>0.00</td> <td>100</td> <td>81</td> <td>PEAK</td> </tr> </tbody> </table>	Limit	Read	Ant	Cable	Preamp	Aux	APos	TPos	Remark	Freq	Level	Line Margin	Level	Factor	Loss Factor	Factor			MHz	dBuV/m	dBuV/m	dB	dBuV	dB/m	dB	dB	cm	deg	1	5725.22	67.13	68.20	-1.07	51.30	33.45	11.78	29.40	0.00	100	81	PEAK	<p>Site : 03CH16-HY Condition: PEAK(UNII) 3m 91200-1522_240328 VERTICAL : RBW:1000.000kHz VBW:3000.000kHz SWT:Auto</p> <table border="1"> <thead> <tr> <th>Limit</th> <th>Read</th> <th>Ant</th> <th>Cable</th> <th>Preamp</th> <th>Aux</th> <th>APos</th> <th>TPos</th> <th>Remark</th> </tr> <tr> <th>Freq</th> <th>Level</th> <th>Line Margin</th> <th>Level</th> <th>Factor</th> <th>Loss Factor</th> <th>Factor</th> <th></th> <th></th> </tr> <tr> <th>MHz</th> <th>dBuV/m</th> <th>dBuV/m</th> <th>dB</th> <th>dBuV</th> <th>dB/m</th> <th>dB</th> <th>dB</th> <th>cm</th> <th>deg</th> </tr> </thead> <tbody> <tr> <td>1</td> <td>5700.00</td> <td>119.78</td> <td>-----</td> <td>-----</td> <td>104.00</td> <td>33.41</td> <td>11.76</td> <td>29.39</td> <td>0.00</td> <td>100</td> <td>81</td> <td>PEAK</td> </tr> </tbody> </table>	Limit	Read	Ant	Cable	Preamp	Aux	APos	TPos	Remark	Freq	Level	Line Margin	Level	Factor	Loss Factor	Factor			MHz	dBuV/m	dBuV/m	dB	dBuV	dB/m	dB	dB	cm	deg	1	5700.00	119.78	-----	-----	104.00	33.41	11.76	29.39	0.00	100	81	PEAK
	Limit	Read	Ant	Cable	Preamp	Aux	APos	TPos	Remark																																																																											
Freq	Level	Line Margin	Level	Factor	Loss Factor	Factor																																																																														
MHz	dBuV/m	dBuV/m	dB	dBuV	dB/m	dB	dB	cm	deg																																																																											
1	5725.22	67.13	68.20	-1.07	51.30	33.45	11.78	29.40	0.00	100	81	PEAK																																																																								
Limit	Read	Ant	Cable	Preamp	Aux	APos	TPos	Remark																																																																												
Freq	Level	Line Margin	Level	Factor	Loss Factor	Factor																																																																														
MHz	dBuV/m	dBuV/m	dB	dBuV	dB/m	dB	dB	cm	deg																																																																											
1	5700.00	119.78	-----	-----	104.00	33.41	11.76	29.39	0.00	100	81	PEAK																																																																								
Avg	Blank	<p>Site : 03CH16-HY Condition: AVG_54 3m 91200-1522_240328 VERTICAL : RBW:1000.000kHz VBW:3000.000kHz SWT:Auto</p> <table border="1"> <thead> <tr> <th>Limit</th> <th>Read</th> <th>Ant</th> <th>Cable</th> <th>Preamp</th> <th>Aux</th> <th>APos</th> <th>TPos</th> <th>Remark</th> </tr> <tr> <th>Freq</th> <th>Level</th> <th>Line Margin</th> <th>Level</th> <th>Factor</th> <th>Loss Factor</th> <th>Factor</th> <th></th> <th></th> </tr> <tr> <th>MHz</th> <th>dBuV/m</th> <th>dBuV/m</th> <th>dB</th> <th>dBuV</th> <th>dB/m</th> <th>dB</th> <th>dB</th> <th>cm</th> <th>deg</th> </tr> </thead> <tbody> <tr> <td>1</td> <td>5700.00</td> <td>110.71</td> <td>-----</td> <td>-----</td> <td>94.97</td> <td>33.38</td> <td>11.75</td> <td>29.39</td> <td>0.00</td> <td>100</td> <td>81</td> <td>AVERAGE</td> </tr> </tbody> </table>	Limit	Read	Ant	Cable	Preamp	Aux	APos	TPos	Remark	Freq	Level	Line Margin	Level	Factor	Loss Factor	Factor			MHz	dBuV/m	dBuV/m	dB	dBuV	dB/m	dB	dB	cm	deg	1	5700.00	110.71	-----	-----	94.97	33.38	11.75	29.39	0.00	100	81	AVERAGE																																									
Limit	Read	Ant	Cable	Preamp	Aux	APos	TPos	Remark																																																																												
Freq	Level	Line Margin	Level	Factor	Loss Factor	Factor																																																																														
MHz	dBuV/m	dBuV/m	dB	dBuV	dB/m	dB	dB	cm	deg																																																																											
1	5700.00	110.71	-----	-----	94.97	33.38	11.75	29.39	0.00	100	81	AVERAGE																																																																								

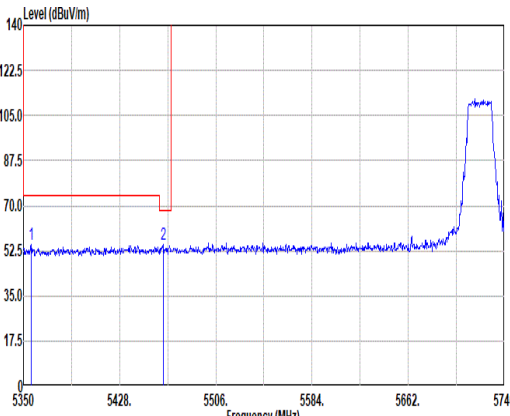
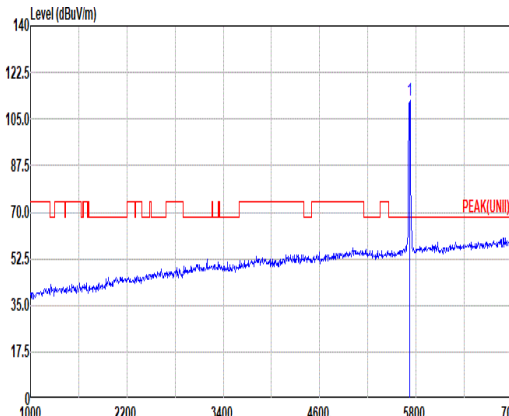
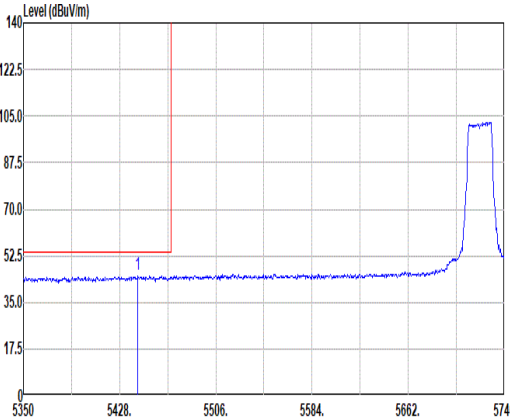
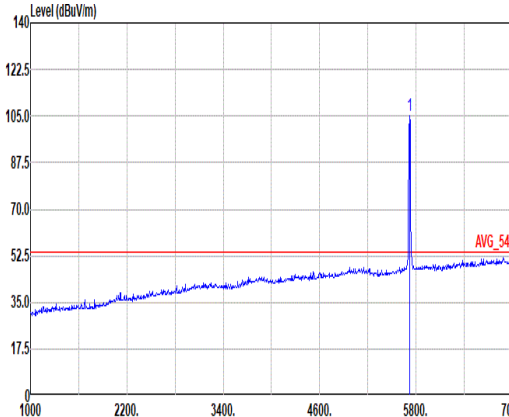


Mode	126																																																																																																											
	Harmonic																																																																																																											
	U-NII-2C_5.47-5.725_802.11be EHT20_CH140_Full RU_5700MHz																																																																																																											
ANT	0																																																																																																											
Pol.	Horizontal	Vertical																																																																																																										
Peak Avg	<p>Site : 03CH16-HY Condition: PEAK(UNII) 3m 91200-1522_240328 HORIZONTAL</p> <table border="1"> <thead> <tr> <th>Limit</th> <th>Read</th> <th>Ant</th> <th>Cable</th> <th>Preamp</th> <th>Aux</th> <th>APos</th> <th>TPos</th> <th>Remark</th> </tr> <tr> <th>Freq</th> <th>Level</th> <th>Line</th> <th>Margin</th> <th>Level</th> <th>Factor</th> <th>Loss</th> <th>Factor</th> <th>Factor</th> </tr> <tr> <th>MHz</th> <th>dBuV/m</th> <th>dBuV/m</th> <th>dB</th> <th>dBuV</th> <th>dB/m</th> <th>dB</th> <th>dB</th> <th>dB</th> </tr> </thead> <tbody> <tr> <td>1</td> <td>11400.00</td> <td>47.35</td> <td>74.00</td> <td>-26.65</td> <td>56.84</td> <td>39.00</td> <td>16.65</td> <td>65.74</td> <td>0.60</td> <td>--</td> <td>--</td> <td>PEAK</td> </tr> <tr> <td>2</td> <td>17100.00</td> <td>48.12</td> <td>68.20</td> <td>-20.08</td> <td>54.20</td> <td>38.20</td> <td>20.84</td> <td>65.75</td> <td>0.63</td> <td>--</td> <td>--</td> <td>PEAK</td> </tr> </tbody> </table>	Limit	Read	Ant	Cable	Preamp	Aux	APos	TPos	Remark	Freq	Level	Line	Margin	Level	Factor	Loss	Factor	Factor	MHz	dBuV/m	dBuV/m	dB	dBuV	dB/m	dB	dB	dB	1	11400.00	47.35	74.00	-26.65	56.84	39.00	16.65	65.74	0.60	--	--	PEAK	2	17100.00	48.12	68.20	-20.08	54.20	38.20	20.84	65.75	0.63	--	--	PEAK	<p>Site : 03CH16-HY Condition: PEAK(UNII) 3m 91200-1522_240328 VERTICAL</p> <table border="1"> <thead> <tr> <th>Limit</th> <th>Read</th> <th>Ant</th> <th>Cable</th> <th>Preamp</th> <th>Aux</th> <th>APos</th> <th>TPos</th> <th>Remark</th> </tr> <tr> <th>Freq</th> <th>Level</th> <th>Line</th> <th>Margin</th> <th>Level</th> <th>Factor</th> <th>Loss</th> <th>Factor</th> <th>Factor</th> </tr> <tr> <th>MHz</th> <th>dBuV/m</th> <th>dBuV/m</th> <th>dB</th> <th>dBuV</th> <th>dB/m</th> <th>dB</th> <th>dB</th> <th>dB</th> </tr> </thead> <tbody> <tr> <td>1</td> <td>11400.00</td> <td>47.22</td> <td>74.00</td> <td>-26.78</td> <td>56.71</td> <td>39.00</td> <td>16.65</td> <td>65.74</td> <td>0.60</td> <td>--</td> <td>--</td> <td>PEAK</td> </tr> <tr> <td>2</td> <td>17100.00</td> <td>47.95</td> <td>68.20</td> <td>-20.25</td> <td>54.03</td> <td>38.20</td> <td>20.84</td> <td>65.75</td> <td>0.63</td> <td>--</td> <td>--</td> <td>PEAK</td> </tr> </tbody> </table>	Limit	Read	Ant	Cable	Preamp	Aux	APos	TPos	Remark	Freq	Level	Line	Margin	Level	Factor	Loss	Factor	Factor	MHz	dBuV/m	dBuV/m	dB	dBuV	dB/m	dB	dB	dB	1	11400.00	47.22	74.00	-26.78	56.71	39.00	16.65	65.74	0.60	--	--	PEAK	2	17100.00	47.95	68.20	-20.25	54.03	38.20	20.84	65.75	0.63	--	--	PEAK
	Limit	Read	Ant	Cable	Preamp	Aux	APos	TPos	Remark																																																																																																			
Freq	Level	Line	Margin	Level	Factor	Loss	Factor	Factor																																																																																																				
MHz	dBuV/m	dBuV/m	dB	dBuV	dB/m	dB	dB	dB																																																																																																				
1	11400.00	47.35	74.00	-26.65	56.84	39.00	16.65	65.74	0.60	--	--	PEAK																																																																																																
2	17100.00	48.12	68.20	-20.08	54.20	38.20	20.84	65.75	0.63	--	--	PEAK																																																																																																
Limit	Read	Ant	Cable	Preamp	Aux	APos	TPos	Remark																																																																																																				
Freq	Level	Line	Margin	Level	Factor	Loss	Factor	Factor																																																																																																				
MHz	dBuV/m	dBuV/m	dB	dBuV	dB/m	dB	dB	dB																																																																																																				
1	11400.00	47.22	74.00	-26.78	56.71	39.00	16.65	65.74	0.60	--	--	PEAK																																																																																																
2	17100.00	47.95	68.20	-20.25	54.03	38.20	20.84	65.75	0.63	--	--	PEAK																																																																																																



	126	
<b>Mode</b>	<b>Harmonic</b>	
	<b>U-NII-2C_5.47-5.725_802.11be EHT20_CH140_Full RU_5700MHz</b>	
<b>ANT</b>	<b>0</b>	
<b>Pol.</b>	<b>Horizontal</b>	<b>Vertical</b>
<b>14.47G</b> <b>~14.5G</b> <b>Avg</b>	<p>Site : 03CH16-HY Condition: AVG_54 3m 91280-1522_240328 HORIZONTAL</p>	<p>Site : 03CH16-HY Condition: AVG_54 3m 91280-1522_240328 VERTICAL</p>
<b>17.7G</b> <b>~18G</b> <b>Avg</b>	<p>Site : 03CH16-HY Condition: AVG_54 3m 91280-1522_240328 HORIZONTAL</p>	<p>Site : 03CH16-HY Condition: AVG_54 3m 91280-1522_240328 VERTICAL</p>



		127																																																																																											
Mode	Band Edge - L																																																																																												
	U-NII-2C_5.47-5.725_802.11be EHT20_CH144_Full RU_5720MHz																																																																																												
ANT	0																																																																																												
Pol.	Horizontal	Fundamental																																																																																											
Peak	 <p>Site : 03CH16-HY Condition: STRADDLES U-NII-182A 3m 91200-1522_240328 HORIZONTAL : RBW:1000.000kHz VBW:3000.000kHz SWT:Auto</p> <table border="1"> <thead> <tr> <th>Peak</th> <th>Freq</th> <th>Level</th> <th>Limit</th> <th>Line Margin</th> <th>Read Level</th> <th>Ant Factor</th> <th>Cable Loss</th> <th>Preamp Loss</th> <th>Aux Factor</th> <th>APos</th> <th>TPos</th> <th>Remark</th> </tr> <tr> <th></th> <th>MHz</th> <th>dBuV/m</th> <th>dBuV/m</th> <th>dB</th> <th>dBuV</th> <th>dB/m</th> <th>dB</th> <th>dB</th> <th>dB</th> <th>cm</th> <th>deg</th> <th></th> </tr> </thead> <tbody> <tr> <td>1</td> <td>5356.24</td> <td>54.73</td> <td>74.00</td> <td>-19.27</td> <td>39.93</td> <td>32.80</td> <td>11.37</td> <td>29.37</td> <td>0.00</td> <td>200</td> <td>136</td> <td>PEAK</td> </tr> <tr> <td>2</td> <td>5463.49</td> <td>55.00</td> <td>68.20</td> <td>-13.20</td> <td>40.06</td> <td>32.80</td> <td>11.49</td> <td>29.35</td> <td>0.00</td> <td>200</td> <td>136</td> <td>PEAK</td> </tr> </tbody> </table>	Peak	Freq	Level	Limit	Line Margin	Read Level	Ant Factor	Cable Loss	Preamp Loss	Aux Factor	APos	TPos	Remark		MHz	dBuV/m	dBuV/m	dB	dBuV	dB/m	dB	dB	dB	cm	deg		1	5356.24	54.73	74.00	-19.27	39.93	32.80	11.37	29.37	0.00	200	136	PEAK	2	5463.49	55.00	68.20	-13.20	40.06	32.80	11.49	29.35	0.00	200	136	PEAK	 <p>Site : 03CH16-HY Condition: PEAK(UNII) 3m 91200-1522_240328 HORIZONTAL : RBW:1000.000kHz VBW:3000.000kHz SWT:Auto</p> <table border="1"> <thead> <tr> <th>Peak</th> <th>Freq</th> <th>Level</th> <th>Limit</th> <th>Line Margin</th> <th>Read Level</th> <th>Ant Factor</th> <th>Cable Loss</th> <th>Preamp Loss</th> <th>Aux Factor</th> <th>APos</th> <th>TPos</th> <th>Remark</th> </tr> <tr> <th></th> <th>MHz</th> <th>dBuV/m</th> <th>dBuV/m</th> <th>dB</th> <th>dBuV</th> <th>dB/m</th> <th>dB</th> <th>dB</th> <th>dB</th> <th>cm</th> <th>deg</th> <th></th> </tr> </thead> <tbody> <tr> <td>1</td> <td>5720.00</td> <td>111.92</td> <td>-----</td> <td>-----</td> <td>96.08</td> <td>33.46</td> <td>11.78</td> <td>29.40</td> <td>0.00</td> <td>200</td> <td>136</td> <td>PEAK</td> </tr> </tbody> </table>	Peak	Freq	Level	Limit	Line Margin	Read Level	Ant Factor	Cable Loss	Preamp Loss	Aux Factor	APos	TPos	Remark		MHz	dBuV/m	dBuV/m	dB	dBuV	dB/m	dB	dB	dB	cm	deg		1	5720.00	111.92	-----	-----	96.08	33.46	11.78	29.40	0.00	200	136	PEAK
	Peak	Freq	Level	Limit	Line Margin	Read Level	Ant Factor	Cable Loss	Preamp Loss	Aux Factor	APos	TPos	Remark																																																																																
	MHz	dBuV/m	dBuV/m	dB	dBuV	dB/m	dB	dB	dB	cm	deg																																																																																		
1	5356.24	54.73	74.00	-19.27	39.93	32.80	11.37	29.37	0.00	200	136	PEAK																																																																																	
2	5463.49	55.00	68.20	-13.20	40.06	32.80	11.49	29.35	0.00	200	136	PEAK																																																																																	
Peak	Freq	Level	Limit	Line Margin	Read Level	Ant Factor	Cable Loss	Preamp Loss	Aux Factor	APos	TPos	Remark																																																																																	
	MHz	dBuV/m	dBuV/m	dB	dBuV	dB/m	dB	dB	dB	cm	deg																																																																																		
1	5720.00	111.92	-----	-----	96.08	33.46	11.78	29.40	0.00	200	136	PEAK																																																																																	
Avg	 <p>Site : 03CH16-HY Condition: U-NII-182A AVERAGE 3m 91200-1522_240328 HORIZONTAL : RBW:1000.000kHz VBW:3000.000kHz SWT:Auto</p> <table border="1"> <thead> <tr> <th>Peak</th> <th>Freq</th> <th>Level</th> <th>Limit</th> <th>Line Margin</th> <th>Read Level</th> <th>Ant Factor</th> <th>Cable Loss</th> <th>Preamp Loss</th> <th>Aux Factor</th> <th>APos</th> <th>TPos</th> <th>Remark</th> </tr> <tr> <th></th> <th>MHz</th> <th>dBuV/m</th> <th>dBuV/m</th> <th>dB</th> <th>dBuV</th> <th>dB/m</th> <th>dB</th> <th>dB</th> <th>dB</th> <th>cm</th> <th>deg</th> <th></th> </tr> </thead> <tbody> <tr> <td>1</td> <td>5442.82</td> <td>45.17</td> <td>54.00</td> <td>-8.83</td> <td>30.27</td> <td>32.80</td> <td>11.46</td> <td>29.36</td> <td>0.00</td> <td>200</td> <td>136</td> <td>AVERAGE</td> </tr> </tbody> </table>	Peak	Freq	Level	Limit	Line Margin	Read Level	Ant Factor	Cable Loss	Preamp Loss	Aux Factor	APos	TPos	Remark		MHz	dBuV/m	dBuV/m	dB	dBuV	dB/m	dB	dB	dB	cm	deg		1	5442.82	45.17	54.00	-8.83	30.27	32.80	11.46	29.36	0.00	200	136	AVERAGE	 <p>Site : 03CH16-HY Condition: AVG_54 3m 91200-1522_240328 HORIZONTAL : RBW:1000.000kHz VBW:3000.000kHz SWT:Auto</p> <table border="1"> <thead> <tr> <th>Peak</th> <th>Freq</th> <th>Level</th> <th>Limit</th> <th>Line Margin</th> <th>Read Level</th> <th>Ant Factor</th> <th>Cable Loss</th> <th>Preamp Loss</th> <th>Aux Factor</th> <th>APos</th> <th>TPos</th> <th>Remark</th> </tr> <tr> <th></th> <th>MHz</th> <th>dBuV/m</th> <th>dBuV/m</th> <th>dB</th> <th>dBuV</th> <th>dB/m</th> <th>dB</th> <th>dB</th> <th>dB</th> <th>cm</th> <th>deg</th> <th></th> </tr> </thead> <tbody> <tr> <td>1</td> <td>5720.00</td> <td>105.05</td> <td>-----</td> <td>-----</td> <td>89.22</td> <td>33.44</td> <td>11.78</td> <td>29.39</td> <td>0.00</td> <td>200</td> <td>136</td> <td>AVERAGE</td> </tr> </tbody> </table>	Peak	Freq	Level	Limit	Line Margin	Read Level	Ant Factor	Cable Loss	Preamp Loss	Aux Factor	APos	TPos	Remark		MHz	dBuV/m	dBuV/m	dB	dBuV	dB/m	dB	dB	dB	cm	deg		1	5720.00	105.05	-----	-----	89.22	33.44	11.78	29.39	0.00	200	136	AVERAGE													
	Peak	Freq	Level	Limit	Line Margin	Read Level	Ant Factor	Cable Loss	Preamp Loss	Aux Factor	APos	TPos	Remark																																																																																
	MHz	dBuV/m	dBuV/m	dB	dBuV	dB/m	dB	dB	dB	cm	deg																																																																																		
1	5442.82	45.17	54.00	-8.83	30.27	32.80	11.46	29.36	0.00	200	136	AVERAGE																																																																																	
Peak	Freq	Level	Limit	Line Margin	Read Level	Ant Factor	Cable Loss	Preamp Loss	Aux Factor	APos	TPos	Remark																																																																																	
	MHz	dBuV/m	dBuV/m	dB	dBuV	dB/m	dB	dB	dB	cm	deg																																																																																		
1	5720.00	105.05	-----	-----	89.22	33.44	11.78	29.39	0.00	200	136	AVERAGE																																																																																	



<b>Mode</b>	127																																									
	Band Edge - R																																									
	U-NII-2C_5.47-5.725_802.11be EHT20_CH144_Full RU_5720MHz																																									
<b>ANT</b>	0																																									
<b>Pol.</b>	<b>Horizontal</b>	<b>Fundamental</b>																																								
<b>Peak</b>	<p>Site : 03CH16-HY          Condition: STRADDLES U-NII-1&amp;2A 3m 91200-1522_240328 HORIZONTAL          : RBW:1000.000kHz VBW:3000.000kHz SMT:Auto</p> <table border="1"> <thead> <tr> <th>Limit</th> <th>Read</th> <th>Ant</th> <th>Cable</th> <th>Preamp</th> <th>Aux</th> <th>APos</th> <th>TPos</th> <th>Remark</th> </tr> <tr> <th>Freq</th> <th>Level</th> <th>Line</th> <th>Margin</th> <th>Level</th> <th>Factor</th> <th>Loss</th> <th>Factor</th> <th>Factor</th> </tr> <tr> <th>MHz</th> <th>dBuV/m</th> <th>dBuV/m</th> <th>dB</th> <th>dBuV</th> <th>dB/m</th> <th>dB</th> <th>dB</th> <th>cm</th> <th>deg</th> </tr> </thead> <tbody> <tr> <td>1 5927.25</td> <td>56.51</td> <td>68.20</td> <td>-11.69</td> <td>39.88</td> <td>34.10</td> <td>11.97</td> <td>29.44</td> <td>0.00</td> <td>200</td> <td>136</td> <td>PEAK</td> </tr> </tbody> </table>	Limit	Read	Ant	Cable	Preamp	Aux	APos	TPos	Remark	Freq	Level	Line	Margin	Level	Factor	Loss	Factor	Factor	MHz	dBuV/m	dBuV/m	dB	dBuV	dB/m	dB	dB	cm	deg	1 5927.25	56.51	68.20	-11.69	39.88	34.10	11.97	29.44	0.00	200	136	PEAK	<b>Blank</b>
Limit	Read	Ant	Cable	Preamp	Aux	APos	TPos	Remark																																		
Freq	Level	Line	Margin	Level	Factor	Loss	Factor	Factor																																		
MHz	dBuV/m	dBuV/m	dB	dBuV	dB/m	dB	dB	cm	deg																																	
1 5927.25	56.51	68.20	-11.69	39.88	34.10	11.97	29.44	0.00	200	136	PEAK																															





		127																																																																																											
Mode	Band Edge - L																																																																																												
	U-NII-2C_5.47-5.725_802.11be EHT20_CH144_Full RU_5720MHz																																																																																												
ANT	0																																																																																												
Pol.	Vertical	Fundamental																																																																																											
Peak	<p>Site : 03CH16-HY Condition: STRADDLES U-NII-182A 3m 91200-1522_240328 VERTICAL : RBW:1000.000kHz VBW:3000.000kHz SWT:Auto</p> <table border="1"> <thead> <tr> <th>Peak</th> <th>Freq</th> <th>Level</th> <th>Limit</th> <th>Line Margin</th> <th>Read Level</th> <th>Ant Factor</th> <th>Cable Loss</th> <th>Preamp</th> <th>Aux</th> <th>APos</th> <th>TPos</th> <th>Remark</th> </tr> <tr> <th></th> <th>MHz</th> <th>dBuV/m</th> <th>dBuV/m</th> <th>dB</th> <th>dBuV</th> <th>dB/m</th> <th>dB</th> <th>dB</th> <th>dB</th> <th>cm</th> <th>deg</th> <th></th> </tr> </thead> <tbody> <tr> <td>1</td> <td>5392.12</td> <td>54.75</td> <td>74.00</td> <td>-19.25</td> <td>39.91</td> <td>32.80</td> <td>11.40</td> <td>29.36</td> <td>0.00</td> <td>100</td> <td>76</td> <td>PEAK</td> </tr> <tr> <td>2</td> <td>5468.56</td> <td>55.25</td> <td>68.20</td> <td>-12.95</td> <td>40.31</td> <td>32.80</td> <td>11.49</td> <td>29.35</td> <td>0.00</td> <td>100</td> <td>76</td> <td>PEAK</td> </tr> </tbody> </table>	Peak	Freq	Level	Limit	Line Margin	Read Level	Ant Factor	Cable Loss	Preamp	Aux	APos	TPos	Remark		MHz	dBuV/m	dBuV/m	dB	dBuV	dB/m	dB	dB	dB	cm	deg		1	5392.12	54.75	74.00	-19.25	39.91	32.80	11.40	29.36	0.00	100	76	PEAK	2	5468.56	55.25	68.20	-12.95	40.31	32.80	11.49	29.35	0.00	100	76	PEAK	<p>Site : 03CH16-HY Condition: PEAK(UNII) 3m 91200-1522_240328 VERTICAL : RBW:1000.000kHz VBW:3000.000kHz SWT:Auto</p> <table border="1"> <thead> <tr> <th>Peak</th> <th>Freq</th> <th>Level</th> <th>Limit</th> <th>Line Margin</th> <th>Read Level</th> <th>Ant Factor</th> <th>Cable Loss</th> <th>Preamp</th> <th>Aux</th> <th>APos</th> <th>TPos</th> <th>Remark</th> </tr> <tr> <th></th> <th>MHz</th> <th>dBuV/m</th> <th>dBuV/m</th> <th>dB</th> <th>dBuV</th> <th>dB/m</th> <th>dB</th> <th>dB</th> <th>dB</th> <th>cm</th> <th>deg</th> <th></th> </tr> </thead> <tbody> <tr> <td>1</td> <td>5720.00</td> <td>118.06</td> <td>-----</td> <td>-----</td> <td>102.23</td> <td>33.44</td> <td>11.78</td> <td>29.39</td> <td>0.00</td> <td>100</td> <td>76</td> <td>PEAK</td> </tr> </tbody> </table>	Peak	Freq	Level	Limit	Line Margin	Read Level	Ant Factor	Cable Loss	Preamp	Aux	APos	TPos	Remark		MHz	dBuV/m	dBuV/m	dB	dBuV	dB/m	dB	dB	dB	cm	deg		1	5720.00	118.06	-----	-----	102.23	33.44	11.78	29.39	0.00	100	76	PEAK
	Peak	Freq	Level	Limit	Line Margin	Read Level	Ant Factor	Cable Loss	Preamp	Aux	APos	TPos	Remark																																																																																
	MHz	dBuV/m	dBuV/m	dB	dBuV	dB/m	dB	dB	dB	cm	deg																																																																																		
1	5392.12	54.75	74.00	-19.25	39.91	32.80	11.40	29.36	0.00	100	76	PEAK																																																																																	
2	5468.56	55.25	68.20	-12.95	40.31	32.80	11.49	29.35	0.00	100	76	PEAK																																																																																	
Peak	Freq	Level	Limit	Line Margin	Read Level	Ant Factor	Cable Loss	Preamp	Aux	APos	TPos	Remark																																																																																	
	MHz	dBuV/m	dBuV/m	dB	dBuV	dB/m	dB	dB	dB	cm	deg																																																																																		
1	5720.00	118.06	-----	-----	102.23	33.44	11.78	29.39	0.00	100	76	PEAK																																																																																	
Avg	<p>Site : 03CH16-HY Condition: U-NII-182A AVERAGE 3m 91200-1522_240328 VERTICAL : RBW:1000.000kHz VBW:3000.000kHz SWT:Auto</p> <table border="1"> <thead> <tr> <th>Avg</th> <th>Freq</th> <th>Level</th> <th>Limit</th> <th>Line Margin</th> <th>Read Level</th> <th>Ant Factor</th> <th>Cable Loss</th> <th>Preamp</th> <th>Aux</th> <th>APos</th> <th>TPos</th> <th>Remark</th> </tr> <tr> <th></th> <th>MHz</th> <th>dBuV/m</th> <th>dBuV/m</th> <th>dB</th> <th>dBuV</th> <th>dB/m</th> <th>dB</th> <th>dB</th> <th>dB</th> <th>cm</th> <th>deg</th> <th></th> </tr> </thead> <tbody> <tr> <td>1</td> <td>5353.90</td> <td>45.04</td> <td>54.00</td> <td>-8.96</td> <td>30.24</td> <td>32.80</td> <td>11.37</td> <td>29.37</td> <td>0.00</td> <td>100</td> <td>76</td> <td>AVERAGE</td> </tr> </tbody> </table>	Avg	Freq	Level	Limit	Line Margin	Read Level	Ant Factor	Cable Loss	Preamp	Aux	APos	TPos	Remark		MHz	dBuV/m	dBuV/m	dB	dBuV	dB/m	dB	dB	dB	cm	deg		1	5353.90	45.04	54.00	-8.96	30.24	32.80	11.37	29.37	0.00	100	76	AVERAGE	<p>Site : 03CH16-HY Condition: AVG_54 3m 91200-1522_240328 VERTICAL : RBW:1000.000kHz VBW:3000.000kHz SWT:Auto</p> <table border="1"> <thead> <tr> <th>Avg</th> <th>Freq</th> <th>Level</th> <th>Limit</th> <th>Line Margin</th> <th>Read Level</th> <th>Ant Factor</th> <th>Cable Loss</th> <th>Preamp</th> <th>Aux</th> <th>APos</th> <th>TPos</th> <th>Remark</th> </tr> <tr> <th></th> <th>MHz</th> <th>dBuV/m</th> <th>dBuV/m</th> <th>dB</th> <th>dBuV</th> <th>dB/m</th> <th>dB</th> <th>dB</th> <th>dB</th> <th>cm</th> <th>deg</th> <th></th> </tr> </thead> <tbody> <tr> <td>1</td> <td>5720.00</td> <td>110.84</td> <td>-----</td> <td>-----</td> <td>95.03</td> <td>33.43</td> <td>11.77</td> <td>29.39</td> <td>0.00</td> <td>100</td> <td>76</td> <td>AVERAGE</td> </tr> </tbody> </table>	Avg	Freq	Level	Limit	Line Margin	Read Level	Ant Factor	Cable Loss	Preamp	Aux	APos	TPos	Remark		MHz	dBuV/m	dBuV/m	dB	dBuV	dB/m	dB	dB	dB	cm	deg		1	5720.00	110.84	-----	-----	95.03	33.43	11.77	29.39	0.00	100	76	AVERAGE													
	Avg	Freq	Level	Limit	Line Margin	Read Level	Ant Factor	Cable Loss	Preamp	Aux	APos	TPos	Remark																																																																																
	MHz	dBuV/m	dBuV/m	dB	dBuV	dB/m	dB	dB	dB	cm	deg																																																																																		
1	5353.90	45.04	54.00	-8.96	30.24	32.80	11.37	29.37	0.00	100	76	AVERAGE																																																																																	
Avg	Freq	Level	Limit	Line Margin	Read Level	Ant Factor	Cable Loss	Preamp	Aux	APos	TPos	Remark																																																																																	
	MHz	dBuV/m	dBuV/m	dB	dBuV	dB/m	dB	dB	dB	cm	deg																																																																																		
1	5720.00	110.84	-----	-----	95.03	33.43	11.77	29.39	0.00	100	76	AVERAGE																																																																																	



<b>Mode</b>	127																																					
	Band Edge - R																																					
	U-NII-2C_5.47-5.725_802.11be EHT20_CH144_Full RU_5720MHz																																					
<b>ANT</b>	0																																					
<b>Pol.</b>	Vertical	Fundamental																																				
<b>Peak</b>	<p>Site : 03CH16-HY          Condition: STRADDLES U-NII-1&amp;2A 3m 91200-1522_240320 VERTICAL          : RBW:1000.000kHz VBW:3000.000kHz SMT:Auto</p> <table border="1"> <thead> <tr> <th>Limit</th> <th>Read</th> <th>Ant</th> <th>Cable</th> <th>Preamp</th> <th>Aux</th> <th>APos</th> <th>TPos</th> </tr> <tr> <th>Freq</th> <th>Level</th> <th>Line Margin</th> <th>Level Factor</th> <th>Loss Factor</th> <th>Factor</th> <th></th> <th>Remark</th> </tr> <tr> <th>MHz</th> <th>dBuV/m</th> <th>dBuV/m</th> <th>dB</th> <th>dBuV</th> <th>dB/m</th> <th>dB</th> <th>dB</th> <th>cm</th> <th>deg</th> </tr> </thead> <tbody> <tr> <td>1 5889.25</td> <td>57.75</td> <td>68.20 -10.45</td> <td>41.18</td> <td>34.06</td> <td>11.94</td> <td>29.43</td> <td>0.00</td> <td>100</td> <td>76 PEAK</td> </tr> </tbody> </table>	Limit	Read	Ant	Cable	Preamp	Aux	APos	TPos	Freq	Level	Line Margin	Level Factor	Loss Factor	Factor		Remark	MHz	dBuV/m	dBuV/m	dB	dBuV	dB/m	dB	dB	cm	deg	1 5889.25	57.75	68.20 -10.45	41.18	34.06	11.94	29.43	0.00	100	76 PEAK	Blank
Limit	Read	Ant	Cable	Preamp	Aux	APos	TPos																															
Freq	Level	Line Margin	Level Factor	Loss Factor	Factor		Remark																															
MHz	dBuV/m	dBuV/m	dB	dBuV	dB/m	dB	dB	cm	deg																													
1 5889.25	57.75	68.20 -10.45	41.18	34.06	11.94	29.43	0.00	100	76 PEAK																													

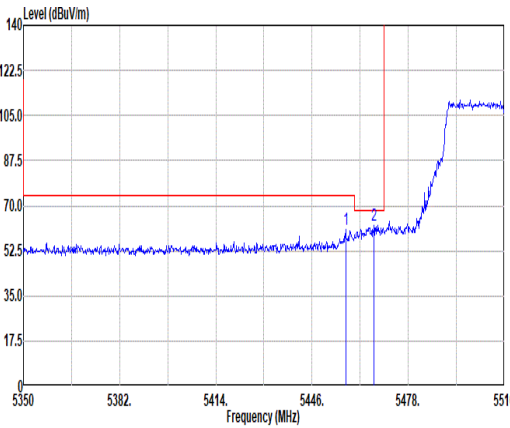
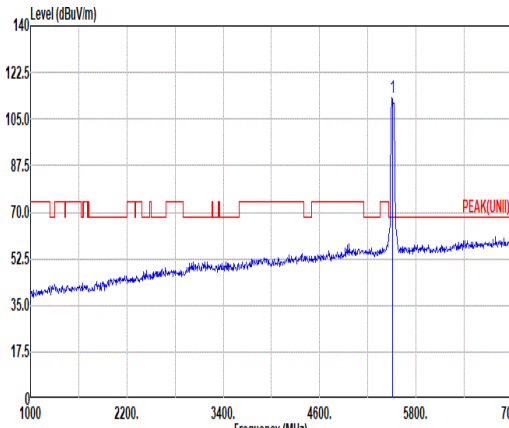
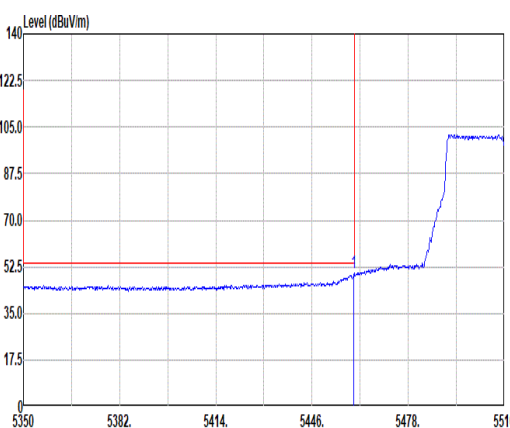
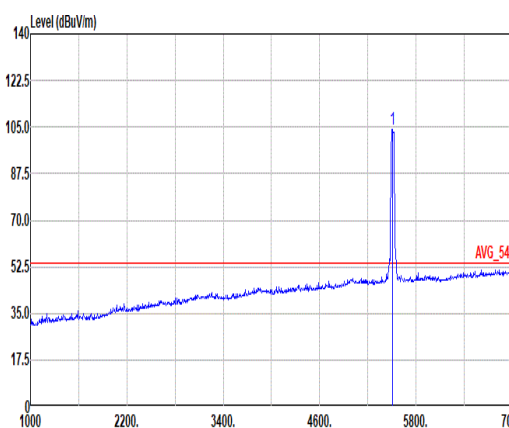


Mode	127																																																																																									
	Harmonic																																																																																									
	U-NII-2C_5.47-5.725_802.11be EHT20_CH144_Full RU_5720MHz																																																																																									
ANT	0																																																																																									
Pol.	Horizontal	Vertical																																																																																								
Peak Avg	<p>Site : 03CH16-HY Condition: PEAK(UNII) 3m 91200-1522_240328 HORIZONTAL</p> <table border="1"> <thead> <tr> <th>Limit</th> <th>Read</th> <th>Ant</th> <th>Cable</th> <th>Preamp</th> <th>Aux</th> <th>APos</th> <th>TPos</th> <th>Remark</th> </tr> <tr> <th>Freq</th> <th>Level</th> <th>Line</th> <th>Margin</th> <th>Level</th> <th>Factor</th> <th>Loss</th> <th>Factor</th> <th>Factor</th> <th>cm</th> <th>deg</th> </tr> </thead> <tbody> <tr> <td>1 11440.00</td> <td>47.46</td> <td>74.00</td> <td>-26.54</td> <td>57.00</td> <td>38.92</td> <td>16.69</td> <td>65.75</td> <td>0.60</td> <td>--</td> <td>--</td> <td>PEAK</td> </tr> <tr> <td>2 17160.00</td> <td>47.37</td> <td>68.20</td> <td>-20.83</td> <td>53.29</td> <td>38.22</td> <td>20.92</td> <td>65.69</td> <td>0.63</td> <td>--</td> <td>--</td> <td>PEAK</td> </tr> </tbody> </table>	Limit	Read	Ant	Cable	Preamp	Aux	APos	TPos	Remark	Freq	Level	Line	Margin	Level	Factor	Loss	Factor	Factor	cm	deg	1 11440.00	47.46	74.00	-26.54	57.00	38.92	16.69	65.75	0.60	--	--	PEAK	2 17160.00	47.37	68.20	-20.83	53.29	38.22	20.92	65.69	0.63	--	--	PEAK	<p>Site : 03CH16-HY Condition: PEAK(UNII) 3m 91200-1522_240328 VERTICAL</p> <table border="1"> <thead> <tr> <th>Limit</th> <th>Read</th> <th>Ant</th> <th>Cable</th> <th>Preamp</th> <th>Aux</th> <th>APos</th> <th>TPos</th> <th>Remark</th> </tr> <tr> <th>Freq</th> <th>Level</th> <th>Line</th> <th>Margin</th> <th>Level</th> <th>Factor</th> <th>Loss</th> <th>Factor</th> <th>Factor</th> <th>cm</th> <th>deg</th> </tr> </thead> <tbody> <tr> <td>1 11440.00</td> <td>47.47</td> <td>74.00</td> <td>-26.53</td> <td>57.01</td> <td>38.92</td> <td>16.69</td> <td>65.75</td> <td>0.60</td> <td>--</td> <td>--</td> <td>PEAK</td> </tr> <tr> <td>2 17160.00</td> <td>48.17</td> <td>68.20</td> <td>-20.03</td> <td>54.09</td> <td>38.22</td> <td>20.92</td> <td>65.69</td> <td>0.63</td> <td>--</td> <td>--</td> <td>PEAK</td> </tr> </tbody> </table>	Limit	Read	Ant	Cable	Preamp	Aux	APos	TPos	Remark	Freq	Level	Line	Margin	Level	Factor	Loss	Factor	Factor	cm	deg	1 11440.00	47.47	74.00	-26.53	57.01	38.92	16.69	65.75	0.60	--	--	PEAK	2 17160.00	48.17	68.20	-20.03	54.09	38.22	20.92	65.69	0.63	--	--	PEAK
	Limit	Read	Ant	Cable	Preamp	Aux	APos	TPos	Remark																																																																																	
Freq	Level	Line	Margin	Level	Factor	Loss	Factor	Factor	cm	deg																																																																																
1 11440.00	47.46	74.00	-26.54	57.00	38.92	16.69	65.75	0.60	--	--	PEAK																																																																															
2 17160.00	47.37	68.20	-20.83	53.29	38.22	20.92	65.69	0.63	--	--	PEAK																																																																															
Limit	Read	Ant	Cable	Preamp	Aux	APos	TPos	Remark																																																																																		
Freq	Level	Line	Margin	Level	Factor	Loss	Factor	Factor	cm	deg																																																																																
1 11440.00	47.47	74.00	-26.53	57.01	38.92	16.69	65.75	0.60	--	--	PEAK																																																																															
2 17160.00	48.17	68.20	-20.03	54.09	38.22	20.92	65.69	0.63	--	--	PEAK																																																																															



	127	
<b>Mode</b>	<b>Harmonic</b>	
	<b>U-NII-2C_5.47-5.725_802.11be EHT20_CH144_Full RU_5720MHz</b>	
<b>ANT</b>	<b>0</b>	
<b>Pol.</b>	<b>Horizontal</b>	<b>Vertical</b>
<b>14.47G</b> <b>~14.5G</b> <b>Avg</b>	<p>Site : 03CH16-HY Condition: AVG_54 3m 91280-1522_240328 HORIZONTAL</p>	<p>Site : 03CH16-HY Condition: AVG_54 3m 91280-1522_240328 VERTICAL</p>
	<p>Site : 03CH16-HY Condition: AVG_54 3m 91280-1522_240328 HORIZONTAL</p>	<p>Site : 03CH16-HY Condition: AVG_54 3m 91280-1522_240328 VERTICAL</p>



		128																																																																																		
<b>Mode</b>		<b>Band Edge - L</b>																																																																																		
		<b>U-NII-2C 5.47-5.725_802.11be EHT40_CH102_Full RU_5510MHz</b>																																																																																		
<b>ANT</b>		<b>0</b>																																																																																		
<b>Pol.</b>		<b>Horizontal</b>	<b>Fundamental</b>																																																																																	
<b>Peak</b>		 <p>Site : 03CH16-HY Condition: PEAK_BE(UNII)_B3 3m 91200-1522_240328 HORIZONTAL : RBW:1000.000kHz VBW:3000.000kHz SWT:Auto</p> <table border="1"> <thead> <tr> <th>Limit</th> <th>Read</th> <th>Ant</th> <th>Cable</th> <th>Preamp</th> <th>Aux</th> <th>APos</th> <th>TPos</th> <th>Remark</th> </tr> <tr> <th>Freq Level Line Margin Level Factor</th> <th>Level</th> <th>Factor</th> <th>Loss</th> <th>Factor</th> <th>Factor</th> <th></th> <th></th> <th></th> </tr> <tr> <th>MHz dBuV/m dB dB</th> <th>dB</th> <th>dB/m</th> <th>dB</th> <th>dB</th> <th>dB</th> <th>cm</th> <th>deg</th> <th></th> </tr> </thead> <tbody> <tr> <td>1 5457.20 60.62 74.00 -13.38</td> <td>45.70</td> <td>32.80</td> <td>11.48</td> <td>29.36</td> <td>0.00</td> <td>400</td> <td>140</td> <td>PEAK</td> </tr> <tr> <td>2 5466.64 62.51 68.20 -5.69</td> <td>47.57</td> <td>32.80</td> <td>11.49</td> <td>29.35</td> <td>0.00</td> <td>400</td> <td>140</td> <td>PEAK</td> </tr> </tbody> </table>	Limit	Read	Ant	Cable	Preamp	Aux	APos	TPos	Remark	Freq Level Line Margin Level Factor	Level	Factor	Loss	Factor	Factor				MHz dBuV/m dB dB	dB	dB/m	dB	dB	dB	cm	deg		1 5457.20 60.62 74.00 -13.38	45.70	32.80	11.48	29.36	0.00	400	140	PEAK	2 5466.64 62.51 68.20 -5.69	47.57	32.80	11.49	29.35	0.00	400	140	PEAK	 <p>Site : 03CH16-HY Condition: PEAK(UNII) 3m 91200-1522_240328 HORIZONTAL : RBW:1000.000kHz VBW:3000.000kHz SWT:Auto</p> <table border="1"> <thead> <tr> <th>Limit</th> <th>Read</th> <th>Ant</th> <th>Cable</th> <th>Preamp</th> <th>Aux</th> <th>APos</th> <th>TPos</th> <th>Remark</th> </tr> <tr> <th>Freq Level Line Margin Level Factor</th> <th>Level</th> <th>Factor</th> <th>Loss</th> <th>Factor</th> <th>Factor</th> <th></th> <th></th> <th></th> </tr> <tr> <th>MHz dBuV/m dB dB</th> <th>dB</th> <th>dB/m</th> <th>dB</th> <th>dB</th> <th>dB</th> <th>cm</th> <th>deg</th> <th></th> </tr> </thead> <tbody> <tr> <td>1 5510.00 113.28</td> <td>98.31</td> <td>32.80</td> <td>11.52</td> <td>29.35</td> <td>0.00</td> <td>400</td> <td>140</td> <td>PEAK</td> </tr> </tbody> </table>	Limit	Read	Ant	Cable	Preamp	Aux	APos	TPos	Remark	Freq Level Line Margin Level Factor	Level	Factor	Loss	Factor	Factor				MHz dBuV/m dB dB	dB	dB/m	dB	dB	dB	cm	deg		1 5510.00 113.28	98.31	32.80	11.52	29.35	0.00	400	140	PEAK
Limit	Read	Ant	Cable	Preamp	Aux	APos	TPos	Remark																																																																												
Freq Level Line Margin Level Factor	Level	Factor	Loss	Factor	Factor																																																																															
MHz dBuV/m dB dB	dB	dB/m	dB	dB	dB	cm	deg																																																																													
1 5457.20 60.62 74.00 -13.38	45.70	32.80	11.48	29.36	0.00	400	140	PEAK																																																																												
2 5466.64 62.51 68.20 -5.69	47.57	32.80	11.49	29.35	0.00	400	140	PEAK																																																																												
Limit	Read	Ant	Cable	Preamp	Aux	APos	TPos	Remark																																																																												
Freq Level Line Margin Level Factor	Level	Factor	Loss	Factor	Factor																																																																															
MHz dBuV/m dB dB	dB	dB/m	dB	dB	dB	cm	deg																																																																													
1 5510.00 113.28	98.31	32.80	11.52	29.35	0.00	400	140	PEAK																																																																												
<b>Avg</b>		 <p>Site : 03CH16-HY Condition: AVG_BE(UNII)_B3 3m 91200-1522_240328 HORIZONTAL : RBW:1000.000kHz VBW:3000.000kHz SWT:Auto</p> <table border="1"> <thead> <tr> <th>Limit</th> <th>Read</th> <th>Ant</th> <th>Cable</th> <th>Preamp</th> <th>Aux</th> <th>APos</th> <th>TPos</th> <th>Remark</th> </tr> <tr> <th>Freq Level Line Margin Level Factor</th> <th>Level</th> <th>Factor</th> <th>Loss</th> <th>Factor</th> <th>Factor</th> <th></th> <th></th> <th></th> </tr> <tr> <th>MHz dBuV/m dB dB</th> <th>dB</th> <th>dB/m</th> <th>dB</th> <th>dB</th> <th>dB</th> <th>cm</th> <th>deg</th> <th></th> </tr> </thead> <tbody> <tr> <td>1 5459.92 49.97 54.00 -4.03</td> <td>35.04</td> <td>32.80</td> <td>11.48</td> <td>29.35</td> <td>0.00</td> <td>400</td> <td>140</td> <td>AVERAGE</td> </tr> </tbody> </table>	Limit	Read	Ant	Cable	Preamp	Aux	APos	TPos	Remark	Freq Level Line Margin Level Factor	Level	Factor	Loss	Factor	Factor				MHz dBuV/m dB dB	dB	dB/m	dB	dB	dB	cm	deg		1 5459.92 49.97 54.00 -4.03	35.04	32.80	11.48	29.35	0.00	400	140	AVERAGE	 <p>Site : 03CH16-HY Condition: AVG_54 3m 91200-1522_240328 HORIZONTAL : RBW:1000.000kHz VBW:3000.000kHz SWT:Auto</p> <table border="1"> <thead> <tr> <th>Limit</th> <th>Read</th> <th>Ant</th> <th>Cable</th> <th>Preamp</th> <th>Aux</th> <th>APos</th> <th>TPos</th> <th>Remark</th> </tr> <tr> <th>Freq Level Line Margin Level Factor</th> <th>Level</th> <th>Factor</th> <th>Loss</th> <th>Factor</th> <th>Factor</th> <th></th> <th></th> <th></th> </tr> <tr> <th>MHz dBuV/m dB dB</th> <th>dB</th> <th>dB/m</th> <th>dB</th> <th>dB</th> <th>dB</th> <th>cm</th> <th>deg</th> <th></th> </tr> </thead> <tbody> <tr> <td>1 5510.00 104.04</td> <td>89.05</td> <td>32.80</td> <td>11.54</td> <td>29.35</td> <td>0.00</td> <td>400</td> <td>140</td> <td>AVERAGE</td> </tr> </tbody> </table>	Limit	Read	Ant	Cable	Preamp	Aux	APos	TPos	Remark	Freq Level Line Margin Level Factor	Level	Factor	Loss	Factor	Factor				MHz dBuV/m dB dB	dB	dB/m	dB	dB	dB	cm	deg		1 5510.00 104.04	89.05	32.80	11.54	29.35	0.00	400	140	AVERAGE									
Limit	Read	Ant	Cable	Preamp	Aux	APos	TPos	Remark																																																																												
Freq Level Line Margin Level Factor	Level	Factor	Loss	Factor	Factor																																																																															
MHz dBuV/m dB dB	dB	dB/m	dB	dB	dB	cm	deg																																																																													
1 5459.92 49.97 54.00 -4.03	35.04	32.80	11.48	29.35	0.00	400	140	AVERAGE																																																																												
Limit	Read	Ant	Cable	Preamp	Aux	APos	TPos	Remark																																																																												
Freq Level Line Margin Level Factor	Level	Factor	Loss	Factor	Factor																																																																															
MHz dBuV/m dB dB	dB	dB/m	dB	dB	dB	cm	deg																																																																													
1 5510.00 104.04	89.05	32.80	11.54	29.35	0.00	400	140	AVERAGE																																																																												



<b>Mode</b>	128																																									
	Band Edge - R																																									
	U-NII-2C_5.47-5.725_802.11be EHT40_CH102_Full RU_5510MHz																																									
<b>ANT</b>	0																																									
<b>Pol.</b>	<b>Horizontal</b>	<b>Fundamental</b>																																								
<b>Peak</b>	<p>Site : 03CH16-HY          Condition: PEAK_BE(UNII)_B3 3m 91200-1522_240328 HORIZONTAL          : RBW:1000.000kHz VBW:3000.000kHz SMT:Auto</p> <table border="1"> <thead> <tr> <th>Limit</th> <th>Read</th> <th>Ant</th> <th>Cable</th> <th>Preamp</th> <th>Aux</th> <th>APos</th> <th>TPos</th> <th>Remark</th> </tr> <tr> <th>Freq</th> <th>Level</th> <th>Line Margin</th> <th>Level</th> <th>Factor</th> <th>Loss Factor</th> <th>Factor</th> <th></th> <th></th> </tr> <tr> <th>MHz</th> <th>dBuV/m</th> <th>dBuV/m</th> <th>dB</th> <th>dBuV</th> <th>dB/m</th> <th>dB</th> <th>dB</th> <th>cm</th> <th>deg</th> </tr> </thead> <tbody> <tr> <td>1 5765.00</td> <td>56.19</td> <td>68.20</td> <td>-12.01</td> <td>40.18</td> <td>33.59</td> <td>11.82</td> <td>29.40</td> <td>0.00</td> <td>400</td> <td>140</td> <td>PEAK</td> </tr> </tbody> </table>	Limit	Read	Ant	Cable	Preamp	Aux	APos	TPos	Remark	Freq	Level	Line Margin	Level	Factor	Loss Factor	Factor			MHz	dBuV/m	dBuV/m	dB	dBuV	dB/m	dB	dB	cm	deg	1 5765.00	56.19	68.20	-12.01	40.18	33.59	11.82	29.40	0.00	400	140	PEAK	<b>Blank</b>
Limit	Read	Ant	Cable	Preamp	Aux	APos	TPos	Remark																																		
Freq	Level	Line Margin	Level	Factor	Loss Factor	Factor																																				
MHz	dBuV/m	dBuV/m	dB	dBuV	dB/m	dB	dB	cm	deg																																	
1 5765.00	56.19	68.20	-12.01	40.18	33.59	11.82	29.40	0.00	400	140	PEAK																															



	128																																																																																												
<b>Mode</b>	Band Edge - L																																																																																												
	U-NII-2C_5.47-5.725_802.11be EHT40_CH102_Full RU_5510MHz																																																																																												
<b>ANT</b>	0																																																																																												
<b>Pol.</b>	Vertical	Fundamental																																																																																											
<b>Peak</b>	<p>Site : 03CH16-HY Condition: PEAK_BE(UNII)_B3 3m 91200-1522_240328 VERTICAL : RBW:1000.000kHz VBW:3000.000kHz SWT:Auto</p> <table border="1"> <thead> <tr> <th>Peak</th> <th>Freq</th> <th>Level</th> <th>Limit</th> <th>Line Margin</th> <th>Read Level</th> <th>Ant Factor</th> <th>Cable Loss</th> <th>Preamp</th> <th>Aux</th> <th>APos</th> <th>TPos</th> <th>Remark</th> </tr> <tr> <th></th> <th>MHz</th> <th>dBuV/m</th> <th>dBuV/m</th> <th>dB</th> <th>dBuV</th> <th>dB/m</th> <th>dB</th> <th>dB</th> <th>dB</th> <th>cm</th> <th>deg</th> <th></th> </tr> </thead> <tbody> <tr> <td>1</td> <td>5459.12</td> <td>61.08</td> <td>74.00</td> <td>-12.92</td> <td>46.15</td> <td>32.80</td> <td>11.48</td> <td>29.35</td> <td>0.00</td> <td>105</td> <td>103</td> <td>PEAK</td> </tr> <tr> <td>2</td> <td>5470.00</td> <td>65.10</td> <td>68.20</td> <td>-3.10</td> <td>50.16</td> <td>32.80</td> <td>11.49</td> <td>29.35</td> <td>0.00</td> <td>105</td> <td>103</td> <td>PEAK</td> </tr> </tbody> </table>	Peak	Freq	Level	Limit	Line Margin	Read Level	Ant Factor	Cable Loss	Preamp	Aux	APos	TPos	Remark		MHz	dBuV/m	dBuV/m	dB	dBuV	dB/m	dB	dB	dB	cm	deg		1	5459.12	61.08	74.00	-12.92	46.15	32.80	11.48	29.35	0.00	105	103	PEAK	2	5470.00	65.10	68.20	-3.10	50.16	32.80	11.49	29.35	0.00	105	103	PEAK	<p>Site : 03CH16-HY Condition: PEAK(UNII) 3m 91200-1522_240328 VERTICAL : RBW:1000.000kHz VBW:3000.000kHz SWT:Auto</p> <table border="1"> <thead> <tr> <th>Peak</th> <th>Freq</th> <th>Level</th> <th>Limit</th> <th>Line Margin</th> <th>Read Level</th> <th>Ant Factor</th> <th>Cable Loss</th> <th>Preamp</th> <th>Aux</th> <th>APos</th> <th>TPos</th> <th>Remark</th> </tr> <tr> <th></th> <th>MHz</th> <th>dBuV/m</th> <th>dBuV/m</th> <th>dB</th> <th>dBuV</th> <th>dB/m</th> <th>dB</th> <th>dB</th> <th>dB</th> <th>cm</th> <th>deg</th> <th></th> </tr> </thead> <tbody> <tr> <td>1</td> <td>5510.00</td> <td>115.95</td> <td>70.00</td> <td>45.95</td> <td>100.98</td> <td>32.80</td> <td>11.52</td> <td>29.35</td> <td>0.00</td> <td>105</td> <td>103</td> <td>PEAK</td> </tr> </tbody> </table>	Peak	Freq	Level	Limit	Line Margin	Read Level	Ant Factor	Cable Loss	Preamp	Aux	APos	TPos	Remark		MHz	dBuV/m	dBuV/m	dB	dBuV	dB/m	dB	dB	dB	cm	deg		1	5510.00	115.95	70.00	45.95	100.98	32.80	11.52	29.35	0.00	105	103	PEAK
Peak	Freq	Level	Limit	Line Margin	Read Level	Ant Factor	Cable Loss	Preamp	Aux	APos	TPos	Remark																																																																																	
	MHz	dBuV/m	dBuV/m	dB	dBuV	dB/m	dB	dB	dB	cm	deg																																																																																		
1	5459.12	61.08	74.00	-12.92	46.15	32.80	11.48	29.35	0.00	105	103	PEAK																																																																																	
2	5470.00	65.10	68.20	-3.10	50.16	32.80	11.49	29.35	0.00	105	103	PEAK																																																																																	
Peak	Freq	Level	Limit	Line Margin	Read Level	Ant Factor	Cable Loss	Preamp	Aux	APos	TPos	Remark																																																																																	
	MHz	dBuV/m	dBuV/m	dB	dBuV	dB/m	dB	dB	dB	cm	deg																																																																																		
1	5510.00	115.95	70.00	45.95	100.98	32.80	11.52	29.35	0.00	105	103	PEAK																																																																																	
<b>Avg</b>	<p>Site : 03CH16-HY Condition: AVG_BE(UNII)_B3 3m 91200-1522_240328 VERTICAL : RBW:1000.000kHz VBW:3000.000kHz SWT:Auto</p> <table border="1"> <thead> <tr> <th>Avg</th> <th>Freq</th> <th>Level</th> <th>Limit</th> <th>Line Margin</th> <th>Read Level</th> <th>Ant Factor</th> <th>Cable Loss</th> <th>Preamp</th> <th>Aux</th> <th>APos</th> <th>TPos</th> <th>Remark</th> </tr> <tr> <th></th> <th>MHz</th> <th>dBuV/m</th> <th>dBuV/m</th> <th>dB</th> <th>dBuV</th> <th>dB/m</th> <th>dB</th> <th>dB</th> <th>dB</th> <th>cm</th> <th>deg</th> <th></th> </tr> </thead> <tbody> <tr> <td>1</td> <td>5459.60</td> <td>51.82</td> <td>54.00</td> <td>-2.18</td> <td>36.09</td> <td>32.80</td> <td>11.48</td> <td>29.35</td> <td>0.00</td> <td>105</td> <td>103</td> <td>AVERAGE</td> </tr> </tbody> </table>	Avg	Freq	Level	Limit	Line Margin	Read Level	Ant Factor	Cable Loss	Preamp	Aux	APos	TPos	Remark		MHz	dBuV/m	dBuV/m	dB	dBuV	dB/m	dB	dB	dB	cm	deg		1	5459.60	51.82	54.00	-2.18	36.09	32.80	11.48	29.35	0.00	105	103	AVERAGE	<p>Site : 03CH16-HY Condition: AVG_54 3m 91200-1522_240328 VERTICAL : RBW:1000.000kHz VBW:3000.000kHz SWT:Auto</p> <table border="1"> <thead> <tr> <th>Avg</th> <th>Freq</th> <th>Level</th> <th>Limit</th> <th>Line Margin</th> <th>Read Level</th> <th>Ant Factor</th> <th>Cable Loss</th> <th>Preamp</th> <th>Aux</th> <th>APos</th> <th>TPos</th> <th>Remark</th> </tr> <tr> <th></th> <th>MHz</th> <th>dBuV/m</th> <th>dBuV/m</th> <th>dB</th> <th>dBuV</th> <th>dB/m</th> <th>dB</th> <th>dB</th> <th>dB</th> <th>cm</th> <th>deg</th> <th></th> </tr> </thead> <tbody> <tr> <td>1</td> <td>5510.00</td> <td>107.33</td> <td>54.00</td> <td>53.33</td> <td>92.34</td> <td>32.80</td> <td>11.54</td> <td>29.35</td> <td>0.00</td> <td>105</td> <td>103</td> <td>AVERAGE</td> </tr> </tbody> </table>	Avg	Freq	Level	Limit	Line Margin	Read Level	Ant Factor	Cable Loss	Preamp	Aux	APos	TPos	Remark		MHz	dBuV/m	dBuV/m	dB	dBuV	dB/m	dB	dB	dB	cm	deg		1	5510.00	107.33	54.00	53.33	92.34	32.80	11.54	29.35	0.00	105	103	AVERAGE													
Avg	Freq	Level	Limit	Line Margin	Read Level	Ant Factor	Cable Loss	Preamp	Aux	APos	TPos	Remark																																																																																	
	MHz	dBuV/m	dBuV/m	dB	dBuV	dB/m	dB	dB	dB	cm	deg																																																																																		
1	5459.60	51.82	54.00	-2.18	36.09	32.80	11.48	29.35	0.00	105	103	AVERAGE																																																																																	
Avg	Freq	Level	Limit	Line Margin	Read Level	Ant Factor	Cable Loss	Preamp	Aux	APos	TPos	Remark																																																																																	
	MHz	dBuV/m	dBuV/m	dB	dBuV	dB/m	dB	dB	dB	cm	deg																																																																																		
1	5510.00	107.33	54.00	53.33	92.34	32.80	11.54	29.35	0.00	105	103	AVERAGE																																																																																	



<b>Mode</b>	128																																																							
	Band Edge - R																																																							
	U-NII-2C_5.47-5.725_802.11be EHT40_CH102_Full RU_5510MHz																																																							
<b>ANT</b>	0																																																							
<b>Pol.</b>	Vertical	Fundamental																																																						
<b>Peak</b>	<p>Site : 03CH16-HY          Condition: PEAK_BE(UNII)_B3 3m 91200-1522_240328 VERTICAL          : RBW:1000.000kHz VBW:3000.000kHz SMT:Auto</p> <table border="1"> <thead> <tr> <th>Limit</th> <th>Read</th> <th>Ant</th> <th>Cable</th> <th>Preamp</th> <th>Aux</th> <th>APos</th> <th>TPos</th> <th></th> </tr> <tr> <th>Freq</th> <th>Level</th> <th>Line</th> <th>Margin</th> <th>Level</th> <th>Factor</th> <th>Loss</th> <th>Factor</th> <th>Factor</th> </tr> <tr> <th>MHz</th> <th>dBuV/m</th> <th>dBuV/m</th> <th>dB</th> <th>dBuV</th> <th>dB/m</th> <th>dB</th> <th>dB</th> <th>dB</th> </tr> </thead> <tbody> <tr> <td>1 5752.25</td> <td>55.92</td> <td>68.20</td> <td>-12.28</td> <td>40.00</td> <td>33.51</td> <td>11.81</td> <td>29.40</td> <td>0.00</td> </tr> <tr> <td></td> <td></td> <td></td> <td></td> <td></td> <td></td> <td></td> <td></td> <td>105</td> </tr> <tr> <td></td> <td></td> <td></td> <td></td> <td></td> <td></td> <td></td> <td></td> <td>103</td> </tr> </tbody> </table>	Limit	Read	Ant	Cable	Preamp	Aux	APos	TPos		Freq	Level	Line	Margin	Level	Factor	Loss	Factor	Factor	MHz	dBuV/m	dBuV/m	dB	dBuV	dB/m	dB	dB	dB	1 5752.25	55.92	68.20	-12.28	40.00	33.51	11.81	29.40	0.00									105									103	Blank
Limit	Read	Ant	Cable	Preamp	Aux	APos	TPos																																																	
Freq	Level	Line	Margin	Level	Factor	Loss	Factor	Factor																																																
MHz	dBuV/m	dBuV/m	dB	dBuV	dB/m	dB	dB	dB																																																
1 5752.25	55.92	68.20	-12.28	40.00	33.51	11.81	29.40	0.00																																																
								105																																																
								103																																																



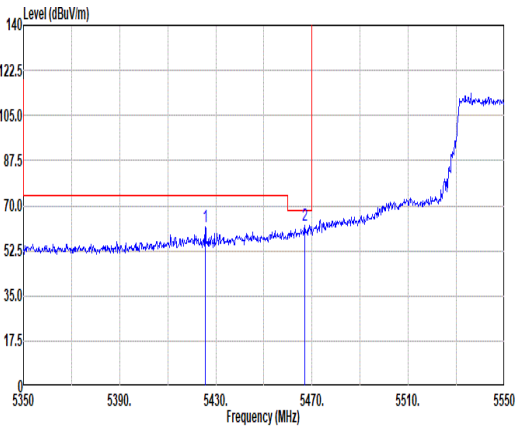
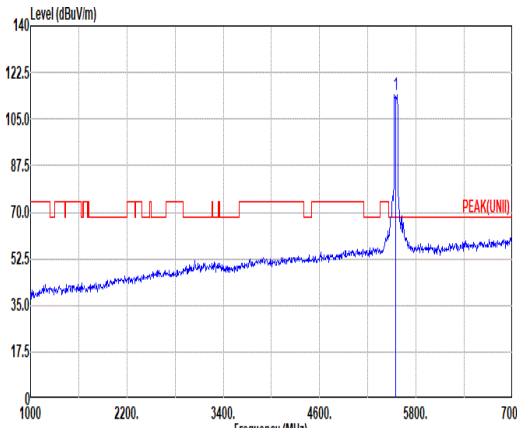
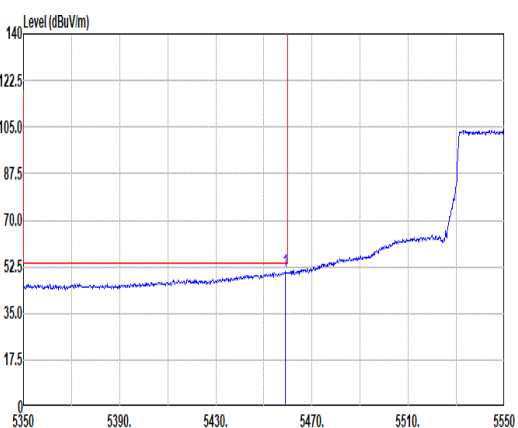
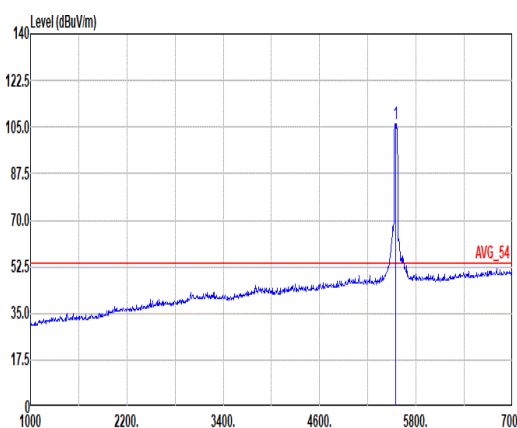


Mode	128																																																																																	
	Harmonic																																																																																	
	U-NII-2C_5.47-5.725_802.11be EHT40_CH102_Full RU_5510MHz																																																																																	
ANT	0																																																																																	
Pol.	Horizontal	Vertical																																																																																
Peak Avg	<p>Site : 03CH16-HY Condition: PEAK(UNII) 3m 91200-1522_240328 HORIZONTAL</p> <table border="1"> <thead> <tr> <th rowspan="2">MHz</th> <th colspan="2">Limit</th> <th colspan="2">Read</th> <th rowspan="2">Ant</th> <th rowspan="2">Cable</th> <th rowspan="2">Preamp</th> <th rowspan="2">Aux</th> <th rowspan="2">APos</th> <th rowspan="2">TPos</th> <th rowspan="2">Remark</th> </tr> <tr> <th>dBuV/m</th> <th>dBuV/m</th> <th>dB</th> <th>dBuV</th> </tr> </thead> <tbody> <tr> <td>1 11020.00</td> <td>46.63</td> <td>74.00</td> <td>-27.37</td> <td>56.61</td> <td>38.70</td> <td>16.32</td> <td>65.65</td> <td>0.65</td> <td>--</td> <td>--</td> <td>PEAK</td> </tr> <tr> <td>2 16530.00</td> <td>47.12</td> <td>68.20</td> <td>-21.08</td> <td>55.01</td> <td>38.10</td> <td>20.23</td> <td>66.86</td> <td>0.64</td> <td>--</td> <td>--</td> <td>PEAK</td> </tr> </tbody> </table>	MHz	Limit		Read		Ant	Cable	Preamp	Aux	APos	TPos	Remark	dBuV/m	dBuV/m	dB	dBuV	1 11020.00	46.63	74.00	-27.37	56.61	38.70	16.32	65.65	0.65	--	--	PEAK	2 16530.00	47.12	68.20	-21.08	55.01	38.10	20.23	66.86	0.64	--	--	PEAK	<p>Site : 03CH16-HY Condition: PEAK(UNII) 3m 91200-1522_240328 VERTICAL</p> <table border="1"> <thead> <tr> <th rowspan="2">MHz</th> <th colspan="2">Limit</th> <th colspan="2">Read</th> <th rowspan="2">Ant</th> <th rowspan="2">Cable</th> <th rowspan="2">Preamp</th> <th rowspan="2">Aux</th> <th rowspan="2">APos</th> <th rowspan="2">TPos</th> <th rowspan="2">Remark</th> </tr> <tr> <th>dBuV/m</th> <th>dBuV/m</th> <th>dB</th> <th>dBuV</th> </tr> </thead> <tbody> <tr> <td>1 11020.00</td> <td>47.05</td> <td>74.00</td> <td>-26.95</td> <td>57.03</td> <td>38.70</td> <td>16.32</td> <td>65.65</td> <td>0.65</td> <td>--</td> <td>--</td> <td>PEAK</td> </tr> <tr> <td>2 16530.00</td> <td>47.32</td> <td>68.20</td> <td>-20.88</td> <td>55.21</td> <td>38.10</td> <td>20.23</td> <td>66.86</td> <td>0.64</td> <td>--</td> <td>--</td> <td>PEAK</td> </tr> </tbody> </table>	MHz	Limit		Read		Ant	Cable	Preamp	Aux	APos	TPos	Remark	dBuV/m	dBuV/m	dB	dBuV	1 11020.00	47.05	74.00	-26.95	57.03	38.70	16.32	65.65	0.65	--	--	PEAK	2 16530.00	47.32	68.20	-20.88	55.21	38.10	20.23	66.86	0.64	--	--	PEAK
	MHz		Limit		Read									Ant	Cable	Preamp	Aux	APos	TPos	Remark																																																														
dBuV/m		dBuV/m	dB	dBuV																																																																														
1 11020.00	46.63	74.00	-27.37	56.61	38.70	16.32	65.65	0.65	--	--	PEAK																																																																							
2 16530.00	47.12	68.20	-21.08	55.01	38.10	20.23	66.86	0.64	--	--	PEAK																																																																							
MHz	Limit		Read		Ant	Cable	Preamp	Aux	APos	TPos	Remark																																																																							
	dBuV/m	dBuV/m	dB	dBuV																																																																														
1 11020.00	47.05	74.00	-26.95	57.03	38.70	16.32	65.65	0.65	--	--	PEAK																																																																							
2 16530.00	47.32	68.20	-20.88	55.21	38.10	20.23	66.86	0.64	--	--	PEAK																																																																							



	128	
<b>Mode</b>	<b>Harmonic</b>	
	<b>U-NII-2C_5.47-5.725_802.11be EHT40_CH102_Full RU_5510MHz</b>	
<b>ANT</b>	<b>0</b>	
<b>Pol.</b>	<b>Horizontal</b>	<b>Vertical</b>
<b>14.47G</b> <b>~14.5G</b> <b>Avg</b>	<p>Site : 03CH16-HY Condition: AVG_54 3m 91280-1522_240328 HORIZONTAL</p>	<p>Site : 03CH16-HY Condition: AVG_54 3m 91280-1522_240328 VERTICAL</p>
<b>17.7G</b> <b>~18G</b> <b>Avg</b>	<p>Site : 03CH16-HY Condition: AVG_54 3m 91280-1522_240328 HORIZONTAL</p>	<p>Site : 03CH16-HY Condition: AVG_54 3m 91280-1522_240328 VERTICAL</p>



<b>129</b>																																								
<b>Mode</b>	<b>Band Edge - L</b>																																							
<b>U-NII-2C_5.47-5.725_802.11be EHT40_CH110_Full RU_5550MHz</b>																																								
<b>ANT</b>	<b>0</b>																																							
<b>Pol.</b>	<b>Horizontal</b>																																							
<b>Peak</b>	 <p>Level (dBuV/m) vs Frequency (MHz) plot showing a peak at 5470 MHz. The y-axis ranges from 0 to 140 dBuV/m, and the x-axis ranges from 5350 to 5550 MHz. A red limit line is shown at approximately 70 dBuV/m.</p> <p>Site : 03CH16-HY Condition: PEAK_BE(UNII)_B3 3m 91200-1522_240328 HORIZONTAL : RBW:1000.000kHz VBW:3000.000kHz SWT:Auto</p> <table border="1"> <thead> <tr> <th>Peak</th> <th>Freq</th> <th>Level</th> <th>Limit</th> <th>Line Margin</th> <th>Read Level</th> <th>Ant Factor</th> <th>Cable Loss</th> <th>Preamp</th> <th>Aux</th> <th>APos</th> <th>TPos</th> <th>Remark</th> </tr> <tr> <th>1</th> <th>5425.60</th> <th>61.80</th> <th>74.00</th> <th>-12.20</th> <th>46.92</th> <th>32.80</th> <th>11.44</th> <th>29.36</th> <th>0.00</th> <th>400</th> <th>139</th> <th>PEAK</th> </tr> <tr> <th>2</th> <th>5467.00</th> <th>62.39</th> <th>68.20</th> <th>-5.81</th> <th>47.45</th> <th>32.80</th> <th>11.49</th> <th>29.35</th> <th>0.00</th> <th>400</th> <th>139</th> <th>PEAK</th> </tr> </thead> </table>	Peak	Freq	Level	Limit	Line Margin	Read Level	Ant Factor	Cable Loss	Preamp	Aux	APos	TPos	Remark	1	5425.60	61.80	74.00	-12.20	46.92	32.80	11.44	29.36	0.00	400	139	PEAK	2	5467.00	62.39	68.20	-5.81	47.45	32.80	11.49	29.35	0.00	400	139	PEAK
	Peak	Freq	Level	Limit	Line Margin	Read Level	Ant Factor	Cable Loss	Preamp	Aux	APos	TPos	Remark																											
1	5425.60	61.80	74.00	-12.20	46.92	32.80	11.44	29.36	0.00	400	139	PEAK																												
2	5467.00	62.39	68.20	-5.81	47.45	32.80	11.49	29.35	0.00	400	139	PEAK																												
 <p>Level (dBuV/m) vs Frequency (MHz) plot showing a peak at 5550 MHz. The y-axis ranges from 0 to 140 dBuV/m, and the x-axis ranges from 1000 to 7000 MHz. A red limit line is labeled 'PEAK(UNII)' at approximately 70 dBuV/m.</p> <p>Site : 03CH16-HY Condition: PEAK(UNII) 3m 91200-1522_240328 HORIZONTAL : RBW:1000.000kHz VBW:3000.000kHz SWT:Auto</p> <table border="1"> <thead> <tr> <th>Peak</th> <th>Freq</th> <th>Level</th> <th>Limit</th> <th>Line Margin</th> <th>Read Level</th> <th>Ant Factor</th> <th>Cable Loss</th> <th>Preamp</th> <th>Aux</th> <th>APos</th> <th>TPos</th> <th>Remark</th> </tr> <tr> <th>1</th> <th>5550.00</th> <th>114.33</th> <th>-----</th> <th>-----</th> <th>99.28</th> <th>32.80</th> <th>11.61</th> <th>29.36</th> <th>0.00</th> <th>400</th> <th>139</th> <th>PEAK</th> </tr> </thead> </table>	Peak	Freq	Level	Limit	Line Margin	Read Level	Ant Factor	Cable Loss	Preamp	Aux	APos	TPos	Remark	1	5550.00	114.33	-----	-----	99.28	32.80	11.61	29.36	0.00	400	139	PEAK														
Peak	Freq	Level	Limit	Line Margin	Read Level	Ant Factor	Cable Loss	Preamp	Aux	APos	TPos	Remark																												
1	5550.00	114.33	-----	-----	99.28	32.80	11.61	29.36	0.00	400	139	PEAK																												
<b>Avg</b>	 <p>Level (dBuV/m) vs Frequency (MHz) plot showing an average level at 5459 MHz. The y-axis ranges from 0 to 140 dBuV/m, and the x-axis ranges from 5350 to 5550 MHz. A red limit line is at approximately 54 dBuV/m.</p> <p>Site : 03CH16-HY Condition: AVG_BE(UNII)_B3 3m 91200-1522_240328 HORIZONTAL : RBW:1000.000kHz VBW:3000.000kHz SWT:Auto</p> <table border="1"> <thead> <tr> <th>Avg</th> <th>Freq</th> <th>Level</th> <th>Limit</th> <th>Line Margin</th> <th>Read Level</th> <th>Ant Factor</th> <th>Cable Loss</th> <th>Preamp</th> <th>Aux</th> <th>APos</th> <th>TPos</th> <th>Remark</th> </tr> <tr> <th>1</th> <th>5459.00</th> <th>50.85</th> <th>54.00</th> <th>-3.15</th> <th>35.92</th> <th>32.80</th> <th>11.48</th> <th>29.35</th> <th>0.00</th> <th>400</th> <th>139</th> <th>AVERAGE</th> </tr> </thead> </table>	Avg	Freq	Level	Limit	Line Margin	Read Level	Ant Factor	Cable Loss	Preamp	Aux	APos	TPos	Remark	1	5459.00	50.85	54.00	-3.15	35.92	32.80	11.48	29.35	0.00	400	139	AVERAGE													
	Avg	Freq	Level	Limit	Line Margin	Read Level	Ant Factor	Cable Loss	Preamp	Aux	APos	TPos	Remark																											
1	5459.00	50.85	54.00	-3.15	35.92	32.80	11.48	29.35	0.00	400	139	AVERAGE																												
 <p>Level (dBuV/m) vs Frequency (MHz) plot showing an average level at 5550 MHz. The y-axis ranges from 0 to 140 dBuV/m, and the x-axis ranges from 1000 to 7000 MHz. A red limit line is labeled 'AVG_54' at approximately 54 dBuV/m.</p> <p>Site : 03CH16-HY Condition: AVG_54 3m 91200-1522_240328 HORIZONTAL : RBW:1000.000kHz VBW:3000.000kHz SWT:Auto</p> <table border="1"> <thead> <tr> <th>Avg</th> <th>Freq</th> <th>Level</th> <th>Limit</th> <th>Line Margin</th> <th>Read Level</th> <th>Ant Factor</th> <th>Cable Loss</th> <th>Preamp</th> <th>Aux</th> <th>APos</th> <th>TPos</th> <th>Remark</th> </tr> <tr> <th>1</th> <th>5550.00</th> <th>106.15</th> <th>-----</th> <th>-----</th> <th>91.14</th> <th>32.80</th> <th>11.57</th> <th>29.36</th> <th>0.00</th> <th>400</th> <th>139</th> <th>AVERAGE</th> </tr> </thead> </table>	Avg	Freq	Level	Limit	Line Margin	Read Level	Ant Factor	Cable Loss	Preamp	Aux	APos	TPos	Remark	1	5550.00	106.15	-----	-----	91.14	32.80	11.57	29.36	0.00	400	139	AVERAGE														
Avg	Freq	Level	Limit	Line Margin	Read Level	Ant Factor	Cable Loss	Preamp	Aux	APos	TPos	Remark																												
1	5550.00	106.15	-----	-----	91.14	32.80	11.57	29.36	0.00	400	139	AVERAGE																												



<b>Mode</b>	129																																									
	Band Edge - R																																									
	U-NII-2C_5.47-5.725_802.11be EHT40_CH110_Full RU_5550MHz																																									
<b>ANT</b>	0																																									
<b>Pol.</b>	<b>Horizontal</b>	<b>Fundamental</b>																																								
<b>Peak</b>	<p>Site : 03CH16-HY          Condition: PEAK_BE(UNII)_B3 3m 91200-1522_240328 HORIZONTAL          : RBW:1000.000kHz VBW:3000.000kHz SMT:Auto</p> <table border="1"> <thead> <tr> <th>Limit</th> <th>Read</th> <th>Ant</th> <th>Cable</th> <th>Preamp</th> <th>Aux</th> <th>APos</th> <th>TPos</th> <th>Remark</th> </tr> <tr> <th>Freq</th> <th>Level</th> <th>Line Margin</th> <th>Level Factor</th> <th>Loss Factor</th> <th>Loss Factor</th> <th>Factor</th> <th></th> <th></th> </tr> <tr> <th>MHz</th> <th>dBuV/m</th> <th>dBuV/m</th> <th>dB</th> <th>dBuV</th> <th>dB/m</th> <th>dB</th> <th>dB</th> <th>cm</th> <th>deg</th> </tr> </thead> <tbody> <tr> <td>1 5755.11</td> <td>57.34</td> <td>68.20</td> <td>-10.86</td> <td>41.40</td> <td>33.53</td> <td>11.81</td> <td>29.40</td> <td>0.00</td> <td>400</td> <td>139</td> <td>PEAK</td> </tr> </tbody> </table>	Limit	Read	Ant	Cable	Preamp	Aux	APos	TPos	Remark	Freq	Level	Line Margin	Level Factor	Loss Factor	Loss Factor	Factor			MHz	dBuV/m	dBuV/m	dB	dBuV	dB/m	dB	dB	cm	deg	1 5755.11	57.34	68.20	-10.86	41.40	33.53	11.81	29.40	0.00	400	139	PEAK	<b>Blank</b>
Limit	Read	Ant	Cable	Preamp	Aux	APos	TPos	Remark																																		
Freq	Level	Line Margin	Level Factor	Loss Factor	Loss Factor	Factor																																				
MHz	dBuV/m	dBuV/m	dB	dBuV	dB/m	dB	dB	cm	deg																																	
1 5755.11	57.34	68.20	-10.86	41.40	33.53	11.81	29.40	0.00	400	139	PEAK																															



		129																																																																																											
Mode	Band Edge - L																																																																																												
	U-NII-2C_5.47-5.725_802.11be EHT40_CH110_Full RU_5550MHz																																																																																												
ANT	0																																																																																												
Pol.	Vertical	Fundamental																																																																																											
Peak	<p>Site : 03CH16-HY Condition: PEAK_BE(UNII)_B3 3m 91200-1522_240328 VERTICAL : RBW:1000.000kHz VBW:3000.000kHz SWT:Auto</p> <table border="1"> <thead> <tr> <th>Peak</th> <th>Freq</th> <th>Level</th> <th>Limit</th> <th>Line Margin</th> <th>Read Level</th> <th>Ant Factor</th> <th>Cable Loss</th> <th>Preamp</th> <th>Aux</th> <th>APos</th> <th>TPos</th> <th>Remark</th> </tr> <tr> <th></th> <th>MHz</th> <th>dBuV/m</th> <th>dBuV/m</th> <th>dB</th> <th>dBuV</th> <th>dB/m</th> <th>dB</th> <th>dB</th> <th>dB</th> <th>cm</th> <th>deg</th> <th></th> </tr> </thead> <tbody> <tr> <td>1</td> <td>5459.00</td> <td>62.20</td> <td>74.00</td> <td>-11.80</td> <td>47.27</td> <td>32.80</td> <td>11.48</td> <td>29.35</td> <td>0.00</td> <td>100</td> <td>101</td> <td>PEAK</td> </tr> <tr> <td>2</td> <td>5467.80</td> <td>65.02</td> <td>68.20</td> <td>-3.18</td> <td>50.08</td> <td>32.80</td> <td>11.49</td> <td>29.35</td> <td>0.00</td> <td>100</td> <td>101</td> <td>PEAK</td> </tr> </tbody> </table>	Peak	Freq	Level	Limit	Line Margin	Read Level	Ant Factor	Cable Loss	Preamp	Aux	APos	TPos	Remark		MHz	dBuV/m	dBuV/m	dB	dBuV	dB/m	dB	dB	dB	cm	deg		1	5459.00	62.20	74.00	-11.80	47.27	32.80	11.48	29.35	0.00	100	101	PEAK	2	5467.80	65.02	68.20	-3.18	50.08	32.80	11.49	29.35	0.00	100	101	PEAK	<p>Site : 03CH16-HY Condition: PEAK(UNII) 3m 91200-1522_240328 VERTICAL : RBW:1000.000kHz VBW:3000.000kHz SWT:Auto</p> <table border="1"> <thead> <tr> <th>Peak</th> <th>Freq</th> <th>Level</th> <th>Limit</th> <th>Line Margin</th> <th>Read Level</th> <th>Ant Factor</th> <th>Cable Loss</th> <th>Preamp</th> <th>Aux</th> <th>APos</th> <th>TPos</th> <th>Remark</th> </tr> <tr> <th></th> <th>MHz</th> <th>dBuV/m</th> <th>dBuV/m</th> <th>dB</th> <th>dBuV</th> <th>dB/m</th> <th>dB</th> <th>dB</th> <th>dB</th> <th>cm</th> <th>deg</th> <th></th> </tr> </thead> <tbody> <tr> <td>1</td> <td>5550.00</td> <td>116.06</td> <td>-----</td> <td>-----</td> <td>101.81</td> <td>32.80</td> <td>11.61</td> <td>29.36</td> <td>0.00</td> <td>100</td> <td>101</td> <td>PEAK</td> </tr> </tbody> </table>	Peak	Freq	Level	Limit	Line Margin	Read Level	Ant Factor	Cable Loss	Preamp	Aux	APos	TPos	Remark		MHz	dBuV/m	dBuV/m	dB	dBuV	dB/m	dB	dB	dB	cm	deg		1	5550.00	116.06	-----	-----	101.81	32.80	11.61	29.36	0.00	100	101	PEAK
	Peak	Freq	Level	Limit	Line Margin	Read Level	Ant Factor	Cable Loss	Preamp	Aux	APos	TPos	Remark																																																																																
	MHz	dBuV/m	dBuV/m	dB	dBuV	dB/m	dB	dB	dB	cm	deg																																																																																		
1	5459.00	62.20	74.00	-11.80	47.27	32.80	11.48	29.35	0.00	100	101	PEAK																																																																																	
2	5467.80	65.02	68.20	-3.18	50.08	32.80	11.49	29.35	0.00	100	101	PEAK																																																																																	
Peak	Freq	Level	Limit	Line Margin	Read Level	Ant Factor	Cable Loss	Preamp	Aux	APos	TPos	Remark																																																																																	
	MHz	dBuV/m	dBuV/m	dB	dBuV	dB/m	dB	dB	dB	cm	deg																																																																																		
1	5550.00	116.06	-----	-----	101.81	32.80	11.61	29.36	0.00	100	101	PEAK																																																																																	
Avg	<p>Site : 03CH16-HY Condition: AVG_BE(UNII)_B3 3m 91200-1522_240328 VERTICAL : RBW:1000.000kHz VBW:3000.000kHz SWT:Auto</p> <table border="1"> <thead> <tr> <th>Peak</th> <th>Freq</th> <th>Level</th> <th>Limit</th> <th>Line Margin</th> <th>Read Level</th> <th>Ant Factor</th> <th>Cable Loss</th> <th>Preamp</th> <th>Aux</th> <th>APos</th> <th>TPos</th> <th>Remark</th> </tr> <tr> <th></th> <th>MHz</th> <th>dBuV/m</th> <th>dBuV/m</th> <th>dB</th> <th>dBuV</th> <th>dB/m</th> <th>dB</th> <th>dB</th> <th>dB</th> <th>cm</th> <th>deg</th> <th></th> </tr> </thead> <tbody> <tr> <td>1</td> <td>5459.20</td> <td>52.06</td> <td>54.00</td> <td>-1.94</td> <td>37.13</td> <td>32.80</td> <td>11.48</td> <td>29.35</td> <td>0.00</td> <td>100</td> <td>101</td> <td>AVERAGE</td> </tr> </tbody> </table>	Peak	Freq	Level	Limit	Line Margin	Read Level	Ant Factor	Cable Loss	Preamp	Aux	APos	TPos	Remark		MHz	dBuV/m	dBuV/m	dB	dBuV	dB/m	dB	dB	dB	cm	deg		1	5459.20	52.06	54.00	-1.94	37.13	32.80	11.48	29.35	0.00	100	101	AVERAGE	<p>Site : 03CH16-HY Condition: AVG_54 3m 91200-1522_240328 VERTICAL : RBW:1000.000kHz VBW:3000.000kHz SWT:Auto</p> <table border="1"> <thead> <tr> <th>Peak</th> <th>Freq</th> <th>Level</th> <th>Limit</th> <th>Line Margin</th> <th>Read Level</th> <th>Ant Factor</th> <th>Cable Loss</th> <th>Preamp</th> <th>Aux</th> <th>APos</th> <th>TPos</th> <th>Remark</th> </tr> <tr> <th></th> <th>MHz</th> <th>dBuV/m</th> <th>dBuV/m</th> <th>dB</th> <th>dBuV</th> <th>dB/m</th> <th>dB</th> <th>dB</th> <th>dB</th> <th>cm</th> <th>deg</th> <th></th> </tr> </thead> <tbody> <tr> <td>1</td> <td>5550.00</td> <td>100.10</td> <td>-----</td> <td>-----</td> <td>93.09</td> <td>32.80</td> <td>11.57</td> <td>29.36</td> <td>0.00</td> <td>100</td> <td>101</td> <td>AVERAGE</td> </tr> </tbody> </table>	Peak	Freq	Level	Limit	Line Margin	Read Level	Ant Factor	Cable Loss	Preamp	Aux	APos	TPos	Remark		MHz	dBuV/m	dBuV/m	dB	dBuV	dB/m	dB	dB	dB	cm	deg		1	5550.00	100.10	-----	-----	93.09	32.80	11.57	29.36	0.00	100	101	AVERAGE													
	Peak	Freq	Level	Limit	Line Margin	Read Level	Ant Factor	Cable Loss	Preamp	Aux	APos	TPos	Remark																																																																																
	MHz	dBuV/m	dBuV/m	dB	dBuV	dB/m	dB	dB	dB	cm	deg																																																																																		
1	5459.20	52.06	54.00	-1.94	37.13	32.80	11.48	29.35	0.00	100	101	AVERAGE																																																																																	
Peak	Freq	Level	Limit	Line Margin	Read Level	Ant Factor	Cable Loss	Preamp	Aux	APos	TPos	Remark																																																																																	
	MHz	dBuV/m	dBuV/m	dB	dBuV	dB/m	dB	dB	dB	cm	deg																																																																																		
1	5550.00	100.10	-----	-----	93.09	32.80	11.57	29.36	0.00	100	101	AVERAGE																																																																																	



<b>Mode</b>	129																																								
	Band Edge - R																																								
	U-NII-2C_5.47-5.725_802.11be EHT40_CH110_Full RU_5550MHz																																								
<b>ANT</b>	0																																								
<b>Pol.</b>	Vertical	Fundamental																																							
<b>Peak</b>	<p>Site : 03CH16-HY          Condition: PEAK_BE(UNII)_B3 3m 91200-1522_240328 VERTICAL          : RBW:1000.000kHz VBW:3000.000kHz SMT:Auto</p> <table border="1"> <thead> <tr> <th>Limit</th> <th>Read</th> <th>Ant</th> <th>Cable</th> <th>Preamp</th> <th>Aux</th> <th>APos</th> <th>TPos</th> <th>Remark</th> </tr> <tr> <th>Freq</th> <th>Level</th> <th>Line Margin</th> <th>Level</th> <th>Factor</th> <th>Loss Factor</th> <th>Factor</th> <th></th> <th></th> </tr> <tr> <th>MHz</th> <th>dBuV/m</th> <th>dBuV/m</th> <th>dB</th> <th>dBuV</th> <th>dB/m</th> <th>dB</th> <th>dB</th> <th>cm</th> <th>deg</th> </tr> </thead> <tbody> <tr> <td>1 5733.83</td> <td>56.42</td> <td>68.20</td> <td>-11.78</td> <td>40.56</td> <td>33.47</td> <td>11.79</td> <td>29.40</td> <td>0.00</td> <td>100</td> <td>101 PEAK</td> </tr> </tbody> </table>	Limit	Read	Ant	Cable	Preamp	Aux	APos	TPos	Remark	Freq	Level	Line Margin	Level	Factor	Loss Factor	Factor			MHz	dBuV/m	dBuV/m	dB	dBuV	dB/m	dB	dB	cm	deg	1 5733.83	56.42	68.20	-11.78	40.56	33.47	11.79	29.40	0.00	100	101 PEAK	Blank
Limit	Read	Ant	Cable	Preamp	Aux	APos	TPos	Remark																																	
Freq	Level	Line Margin	Level	Factor	Loss Factor	Factor																																			
MHz	dBuV/m	dBuV/m	dB	dBuV	dB/m	dB	dB	cm	deg																																
1 5733.83	56.42	68.20	-11.78	40.56	33.47	11.79	29.40	0.00	100	101 PEAK																															



Mode	129																																																																																																											
	Harmonic																																																																																																											
	U-NII-2C_5.47-5.725_802.11be EHT40_CH110_Full RU_5550MHz																																																																																																											
ANT	0																																																																																																											
Pol.	Horizontal	Vertical																																																																																																										
Peak Avg	<p>Site : 03CH16-HY Condition: PEAK(UNII) 3m 91200-1522_240328 HORIZONTAL</p> <table border="1"> <thead> <tr> <th>Limit</th> <th>Read</th> <th>Ant</th> <th>Cable</th> <th>Preamp</th> <th>Aux</th> <th>APos</th> <th>TPos</th> <th>Remark</th> </tr> <tr> <th>Freq</th> <th>Level</th> <th>Line</th> <th>Margin</th> <th>Level</th> <th>Factor</th> <th>Loss</th> <th>Factor</th> <th>Factor</th> </tr> <tr> <th>MHz</th> <th>dBuV/m</th> <th>dBuV/m</th> <th>dB</th> <th>dBuV</th> <th>dB/m</th> <th>dB</th> <th>dB</th> <th>dB</th> </tr> </thead> <tbody> <tr> <td>1</td> <td>11100.00</td> <td>47.01</td> <td>74.00</td> <td>-26.99</td> <td>56.95</td> <td>38.70</td> <td>16.39</td> <td>65.67</td> <td>0.64</td> <td>--</td> <td>--</td> <td>PEAK</td> </tr> <tr> <td>2</td> <td>16650.00</td> <td>47.64</td> <td>68.20</td> <td>-20.56</td> <td>54.95</td> <td>38.30</td> <td>20.35</td> <td>66.60</td> <td>0.64</td> <td>--</td> <td>--</td> <td>PEAK</td> </tr> </tbody> </table>	Limit	Read	Ant	Cable	Preamp	Aux	APos	TPos	Remark	Freq	Level	Line	Margin	Level	Factor	Loss	Factor	Factor	MHz	dBuV/m	dBuV/m	dB	dBuV	dB/m	dB	dB	dB	1	11100.00	47.01	74.00	-26.99	56.95	38.70	16.39	65.67	0.64	--	--	PEAK	2	16650.00	47.64	68.20	-20.56	54.95	38.30	20.35	66.60	0.64	--	--	PEAK	<p>Site : 03CH16-HY Condition: PEAK(UNII) 3m 91200-1522_240328 VERTICAL</p> <table border="1"> <thead> <tr> <th>Limit</th> <th>Read</th> <th>Ant</th> <th>Cable</th> <th>Preamp</th> <th>Aux</th> <th>APos</th> <th>TPos</th> <th>Remark</th> </tr> <tr> <th>Freq</th> <th>Level</th> <th>Line</th> <th>Margin</th> <th>Level</th> <th>Factor</th> <th>Loss</th> <th>Factor</th> <th>Factor</th> </tr> <tr> <th>MHz</th> <th>dBuV/m</th> <th>dBuV/m</th> <th>dB</th> <th>dBuV</th> <th>dB/m</th> <th>dB</th> <th>dB</th> <th>dB</th> </tr> </thead> <tbody> <tr> <td>1</td> <td>11100.00</td> <td>46.91</td> <td>74.00</td> <td>-27.09</td> <td>56.85</td> <td>38.70</td> <td>16.39</td> <td>65.67</td> <td>0.64</td> <td>--</td> <td>--</td> <td>PEAK</td> </tr> <tr> <td>2</td> <td>16650.00</td> <td>48.15</td> <td>68.20</td> <td>-20.05</td> <td>55.46</td> <td>38.30</td> <td>20.35</td> <td>66.60</td> <td>0.64</td> <td>--</td> <td>--</td> <td>PEAK</td> </tr> </tbody> </table>	Limit	Read	Ant	Cable	Preamp	Aux	APos	TPos	Remark	Freq	Level	Line	Margin	Level	Factor	Loss	Factor	Factor	MHz	dBuV/m	dBuV/m	dB	dBuV	dB/m	dB	dB	dB	1	11100.00	46.91	74.00	-27.09	56.85	38.70	16.39	65.67	0.64	--	--	PEAK	2	16650.00	48.15	68.20	-20.05	55.46	38.30	20.35	66.60	0.64	--	--	PEAK
	Limit	Read	Ant	Cable	Preamp	Aux	APos	TPos	Remark																																																																																																			
Freq	Level	Line	Margin	Level	Factor	Loss	Factor	Factor																																																																																																				
MHz	dBuV/m	dBuV/m	dB	dBuV	dB/m	dB	dB	dB																																																																																																				
1	11100.00	47.01	74.00	-26.99	56.95	38.70	16.39	65.67	0.64	--	--	PEAK																																																																																																
2	16650.00	47.64	68.20	-20.56	54.95	38.30	20.35	66.60	0.64	--	--	PEAK																																																																																																
Limit	Read	Ant	Cable	Preamp	Aux	APos	TPos	Remark																																																																																																				
Freq	Level	Line	Margin	Level	Factor	Loss	Factor	Factor																																																																																																				
MHz	dBuV/m	dBuV/m	dB	dBuV	dB/m	dB	dB	dB																																																																																																				
1	11100.00	46.91	74.00	-27.09	56.85	38.70	16.39	65.67	0.64	--	--	PEAK																																																																																																
2	16650.00	48.15	68.20	-20.05	55.46	38.30	20.35	66.60	0.64	--	--	PEAK																																																																																																



	129	
<b>Mode</b>	<b>Harmonic</b>	
	<b>U-NII-2C_5.47-5.725_802.11be EHT40_CH110_Full RU_5550MHz</b>	
<b>ANT</b>	<b>0</b>	
<b>Pol.</b>	<b>Horizontal</b>	<b>Vertical</b>
<b>14.47G</b> <b>~14.5G</b> <b>Avg</b>	<p>Site : 03CH16-HY Condition: AVG_54 3m 91280-1522_240328 HORIZONTAL</p>	<p>Site : 03CH16-HY Condition: AVG_54 3m 91280-1522_240328 VERTICAL</p>
<b>17.7G</b> <b>~18G</b> <b>Avg</b>	<p>Site : 03CH16-HY Condition: AVG_54 3m 91280-1522_240328 HORIZONTAL</p>	<p>Site : 03CH16-HY Condition: AVG_54 3m 91280-1522_240328 VERTICAL</p>





		<b>130</b>																																																																																											
<b>Mode</b>	<b>Band Edge - L</b>																																																																																												
	<b>U-NII-2C_5.47-5.725_802.11be EHT40_CH134_Full RU_5670MHz</b>																																																																																												
<b>ANT</b>	<b>0</b>																																																																																												
<b>Pol.</b>	<b>Horizontal</b>	<b>Fundamental</b>																																																																																											
<b>Peak</b>	<p>Site : 03CH16-HY Condition: PEAK_BE(UNII)_B3 3m 91200-1522_240328 HORIZONTAL : RBW:1000.000kHz VBW:3000.000kHz SWT:Auto</p> <table border="1"> <thead> <tr> <th>Peak</th> <th>Freq</th> <th>Level</th> <th>Limit</th> <th>Line Margin</th> <th>Read Level</th> <th>Ant Factor</th> <th>Cable Loss</th> <th>Preamp</th> <th>Aux</th> <th>APos</th> <th>TPos</th> <th>Remark</th> </tr> <tr> <th></th> <th>MHz</th> <th>dBuV/m</th> <th>dBuV/m</th> <th>dB</th> <th>dBuV</th> <th>dB/m</th> <th>dB</th> <th>dB</th> <th>dB</th> <th>cm</th> <th>deg</th> <th></th> </tr> </thead> <tbody> <tr> <td>1</td> <td>5393.20</td> <td>54.96</td> <td>74.00</td> <td>-19.04</td> <td>40.12</td> <td>32.80</td> <td>11.40</td> <td>29.36</td> <td>0.00</td> <td>263</td> <td>131</td> <td>PEAK</td> </tr> <tr> <td>2</td> <td>5464.88</td> <td>54.98</td> <td>68.20</td> <td>-13.22</td> <td>40.04</td> <td>32.80</td> <td>11.49</td> <td>29.35</td> <td>0.00</td> <td>263</td> <td>131</td> <td>PEAK</td> </tr> </tbody> </table>	Peak	Freq	Level	Limit	Line Margin	Read Level	Ant Factor	Cable Loss	Preamp	Aux	APos	TPos	Remark		MHz	dBuV/m	dBuV/m	dB	dBuV	dB/m	dB	dB	dB	cm	deg		1	5393.20	54.96	74.00	-19.04	40.12	32.80	11.40	29.36	0.00	263	131	PEAK	2	5464.88	54.98	68.20	-13.22	40.04	32.80	11.49	29.35	0.00	263	131	PEAK	<p>Site : 03CH16-HY Condition: PEAK(UNII) 3m 91200-1522_240328 HORIZONTAL : RBW:1000.000kHz VBW:3000.000kHz SWT:Auto</p> <table border="1"> <thead> <tr> <th>Peak</th> <th>Freq</th> <th>Level</th> <th>Limit</th> <th>Line Margin</th> <th>Read Level</th> <th>Ant Factor</th> <th>Cable Loss</th> <th>Preamp</th> <th>Aux</th> <th>APos</th> <th>TPos</th> <th>Remark</th> </tr> <tr> <th></th> <th>MHz</th> <th>dBuV/m</th> <th>dBuV/m</th> <th>dB</th> <th>dBuV</th> <th>dB/m</th> <th>dB</th> <th>dB</th> <th>dB</th> <th>cm</th> <th>deg</th> <th></th> </tr> </thead> <tbody> <tr> <td>1</td> <td>5670.00</td> <td>113.88</td> <td>-----</td> <td>-----</td> <td>98.40</td> <td>33.14</td> <td>11.72</td> <td>29.38</td> <td>0.00</td> <td>263</td> <td>131</td> <td>PEAK</td> </tr> </tbody> </table>	Peak	Freq	Level	Limit	Line Margin	Read Level	Ant Factor	Cable Loss	Preamp	Aux	APos	TPos	Remark		MHz	dBuV/m	dBuV/m	dB	dBuV	dB/m	dB	dB	dB	cm	deg		1	5670.00	113.88	-----	-----	98.40	33.14	11.72	29.38	0.00	263	131	PEAK
	Peak	Freq	Level	Limit	Line Margin	Read Level	Ant Factor	Cable Loss	Preamp	Aux	APos	TPos	Remark																																																																																
	MHz	dBuV/m	dBuV/m	dB	dBuV	dB/m	dB	dB	dB	cm	deg																																																																																		
1	5393.20	54.96	74.00	-19.04	40.12	32.80	11.40	29.36	0.00	263	131	PEAK																																																																																	
2	5464.88	54.98	68.20	-13.22	40.04	32.80	11.49	29.35	0.00	263	131	PEAK																																																																																	
Peak	Freq	Level	Limit	Line Margin	Read Level	Ant Factor	Cable Loss	Preamp	Aux	APos	TPos	Remark																																																																																	
	MHz	dBuV/m	dBuV/m	dB	dBuV	dB/m	dB	dB	dB	cm	deg																																																																																		
1	5670.00	113.88	-----	-----	98.40	33.14	11.72	29.38	0.00	263	131	PEAK																																																																																	
<b>Avg</b>	<p>Site : 03CH16-HY Condition: AVG_BE(UNII)_B3 3m 91200-1522_240328 HORIZONTAL : RBW:1000.000kHz VBW:3000.000kHz SWT:Auto</p> <table border="1"> <thead> <tr> <th>Peak</th> <th>Freq</th> <th>Level</th> <th>Limit</th> <th>Line Margin</th> <th>Read Level</th> <th>Ant Factor</th> <th>Cable Loss</th> <th>Preamp</th> <th>Aux</th> <th>APos</th> <th>TPos</th> <th>Remark</th> </tr> <tr> <th></th> <th>MHz</th> <th>dBuV/m</th> <th>dBuV/m</th> <th>dB</th> <th>dBuV</th> <th>dB/m</th> <th>dB</th> <th>dB</th> <th>dB</th> <th>cm</th> <th>deg</th> <th></th> </tr> </thead> <tbody> <tr> <td>1</td> <td>5437.04</td> <td>45.27</td> <td>54.00</td> <td>-8.73</td> <td>30.38</td> <td>32.80</td> <td>11.45</td> <td>29.36</td> <td>0.00</td> <td>263</td> <td>131</td> <td>AVERAGE</td> </tr> </tbody> </table>	Peak	Freq	Level	Limit	Line Margin	Read Level	Ant Factor	Cable Loss	Preamp	Aux	APos	TPos	Remark		MHz	dBuV/m	dBuV/m	dB	dBuV	dB/m	dB	dB	dB	cm	deg		1	5437.04	45.27	54.00	-8.73	30.38	32.80	11.45	29.36	0.00	263	131	AVERAGE	<p>Site : 03CH16-HY Condition: AVG_54 3m 91200-1522_240328 HORIZONTAL : RBW:1000.000kHz VBW:3000.000kHz SWT:Auto</p> <table border="1"> <thead> <tr> <th>Peak</th> <th>Freq</th> <th>Level</th> <th>Limit</th> <th>Line Margin</th> <th>Read Level</th> <th>Ant Factor</th> <th>Cable Loss</th> <th>Preamp</th> <th>Aux</th> <th>APos</th> <th>TPos</th> <th>Remark</th> </tr> <tr> <th></th> <th>MHz</th> <th>dBuV/m</th> <th>dBuV/m</th> <th>dB</th> <th>dBuV</th> <th>dB/m</th> <th>dB</th> <th>dB</th> <th>dB</th> <th>cm</th> <th>deg</th> <th></th> </tr> </thead> <tbody> <tr> <td>1</td> <td>5670.00</td> <td>109.06</td> <td>-----</td> <td>-----</td> <td>93.52</td> <td>33.19</td> <td>11.73</td> <td>29.38</td> <td>0.00</td> <td>263</td> <td>131</td> <td>AVERAGE</td> </tr> </tbody> </table>	Peak	Freq	Level	Limit	Line Margin	Read Level	Ant Factor	Cable Loss	Preamp	Aux	APos	TPos	Remark		MHz	dBuV/m	dBuV/m	dB	dBuV	dB/m	dB	dB	dB	cm	deg		1	5670.00	109.06	-----	-----	93.52	33.19	11.73	29.38	0.00	263	131	AVERAGE													
Peak	Freq	Level	Limit	Line Margin	Read Level	Ant Factor	Cable Loss	Preamp	Aux	APos	TPos	Remark																																																																																	
	MHz	dBuV/m	dBuV/m	dB	dBuV	dB/m	dB	dB	dB	cm	deg																																																																																		
1	5437.04	45.27	54.00	-8.73	30.38	32.80	11.45	29.36	0.00	263	131	AVERAGE																																																																																	
Peak	Freq	Level	Limit	Line Margin	Read Level	Ant Factor	Cable Loss	Preamp	Aux	APos	TPos	Remark																																																																																	
	MHz	dBuV/m	dBuV/m	dB	dBuV	dB/m	dB	dB	dB	cm	deg																																																																																		
1	5670.00	109.06	-----	-----	93.52	33.19	11.73	29.38	0.00	263	131	AVERAGE																																																																																	



Mode	130																																									
	Band Edge - R																																									
	U-NII-2C_5.47-5.725_802.11be EHT40_CH134_Full RU_5670MHz																																									
ANT	0																																									
Pol.	Horizontal	Fundamental																																								
Peak	<p>Site : 03CH16-HY          Condition: PEAK_BE(UNII)_B3 3m 91200-1522_240328 HORIZONTAL          : RBW:1000.000kHz VBW:3000.000kHz SMT:Auto</p> <table border="1"> <thead> <tr> <th>Limit</th> <th>Read</th> <th>Ant</th> <th>Cable</th> <th>Preamp</th> <th>Aux</th> <th>APos</th> <th>TPos</th> <th>Remark</th> </tr> <tr> <th>Freq</th> <th>Level</th> <th>Line Margin</th> <th>Level</th> <th>Factor</th> <th>Loss Factor</th> <th>Factor</th> <th></th> <th></th> </tr> <tr> <th>MHz</th> <th>dBuV/m</th> <th>dBuV/m</th> <th>dB</th> <th>dBuV</th> <th>dB/m</th> <th>dB</th> <th>dB</th> <th>cm</th> <th>deg</th> </tr> </thead> <tbody> <tr> <td>1 5733.75</td> <td>68.91</td> <td>68.20</td> <td>-7.29</td> <td>45.05</td> <td>33.47</td> <td>11.79</td> <td>29.40</td> <td>0.00</td> <td>263</td> <td>131</td> <td>PEAK</td> </tr> </tbody> </table>	Limit	Read	Ant	Cable	Preamp	Aux	APos	TPos	Remark	Freq	Level	Line Margin	Level	Factor	Loss Factor	Factor			MHz	dBuV/m	dBuV/m	dB	dBuV	dB/m	dB	dB	cm	deg	1 5733.75	68.91	68.20	-7.29	45.05	33.47	11.79	29.40	0.00	263	131	PEAK	Blank
Limit	Read	Ant	Cable	Preamp	Aux	APos	TPos	Remark																																		
Freq	Level	Line Margin	Level	Factor	Loss Factor	Factor																																				
MHz	dBuV/m	dBuV/m	dB	dBuV	dB/m	dB	dB	cm	deg																																	
1 5733.75	68.91	68.20	-7.29	45.05	33.47	11.79	29.40	0.00	263	131	PEAK																															



		<b>130</b>																																																																	
<b>Mode</b>	<b>Band Edge - L</b>																																																																		
	<b>U-NII-2C_5.47-5.725_802.11be EHT40_CH134_Full RU_5670MHz</b>																																																																		
<b>ANT</b>	<b>0</b>																																																																		
<b>Pol.</b>	<b>Vertical</b>	<b>Fundamental</b>																																																																	
<b>Peak</b>	<p>Site : 03CH16-HY Condition: PEAK_BE(UNII)_B3 3m 91200-1522_240328 VERTICAL RBW:1000.000kHz VBW:3000.000kHz SWT:Auto</p> <table border="1"> <thead> <tr> <th>Peak</th> <th>Freq (MHz)</th> <th>Level (dBuV/m)</th> <th>Limit (dBuV/m)</th> <th>Line Margin (dB)</th> <th>Read Level (dBuV/m)</th> <th>Ant Factor (dB/m)</th> <th>Cable Loss (dB)</th> <th>Preamp Loss (dB)</th> <th>Aux Loss (dB)</th> <th>APos (cm)</th> <th>TPos (deg)</th> <th>Remark</th> </tr> </thead> <tbody> <tr> <td>1</td> <td>5428.08</td> <td>56.55</td> <td>74.00</td> <td>-17.45</td> <td>41.67</td> <td>32.80</td> <td>11.44</td> <td>29.36</td> <td>0.00</td> <td>100</td> <td>104</td> <td>PEAK</td> </tr> <tr> <td>2</td> <td>5469.68</td> <td>55.52</td> <td>68.20</td> <td>-12.68</td> <td>40.58</td> <td>32.80</td> <td>11.49</td> <td>29.35</td> <td>0.00</td> <td>100</td> <td>104</td> <td>PEAK</td> </tr> </tbody> </table>	Peak	Freq (MHz)	Level (dBuV/m)	Limit (dBuV/m)	Line Margin (dB)	Read Level (dBuV/m)	Ant Factor (dB/m)	Cable Loss (dB)	Preamp Loss (dB)	Aux Loss (dB)	APos (cm)	TPos (deg)	Remark	1	5428.08	56.55	74.00	-17.45	41.67	32.80	11.44	29.36	0.00	100	104	PEAK	2	5469.68	55.52	68.20	-12.68	40.58	32.80	11.49	29.35	0.00	100	104	PEAK	<p>Site : 03CH16-HY Condition: PEAK(UNII) 3m 91200-1522_240328 VERTICAL RBW:1000.000kHz VBW:3000.000kHz SWT:Auto</p> <table border="1"> <thead> <tr> <th>Peak</th> <th>Freq (MHz)</th> <th>Level (dBuV/m)</th> <th>Limit (dBuV/m)</th> <th>Line Margin (dB)</th> <th>Read Level (dBuV/m)</th> <th>Ant Factor (dB/m)</th> <th>Cable Loss (dB)</th> <th>Preamp Loss (dB)</th> <th>Aux Loss (dB)</th> <th>APos (cm)</th> <th>TPos (deg)</th> <th>Remark</th> </tr> </thead> <tbody> <tr> <td>1</td> <td>5670.00</td> <td>117.09</td> <td>70.00</td> <td>47.09</td> <td>101.71</td> <td>33.05</td> <td>11.71</td> <td>29.38</td> <td>0.00</td> <td>100</td> <td>104</td> <td>PEAK</td> </tr> </tbody> </table>	Peak	Freq (MHz)	Level (dBuV/m)	Limit (dBuV/m)	Line Margin (dB)	Read Level (dBuV/m)	Ant Factor (dB/m)	Cable Loss (dB)	Preamp Loss (dB)	Aux Loss (dB)	APos (cm)	TPos (deg)	Remark	1	5670.00	117.09	70.00	47.09	101.71	33.05	11.71	29.38	0.00	100	104	PEAK
	Peak	Freq (MHz)	Level (dBuV/m)	Limit (dBuV/m)	Line Margin (dB)	Read Level (dBuV/m)	Ant Factor (dB/m)	Cable Loss (dB)	Preamp Loss (dB)	Aux Loss (dB)	APos (cm)	TPos (deg)	Remark																																																						
1	5428.08	56.55	74.00	-17.45	41.67	32.80	11.44	29.36	0.00	100	104	PEAK																																																							
2	5469.68	55.52	68.20	-12.68	40.58	32.80	11.49	29.35	0.00	100	104	PEAK																																																							
Peak	Freq (MHz)	Level (dBuV/m)	Limit (dBuV/m)	Line Margin (dB)	Read Level (dBuV/m)	Ant Factor (dB/m)	Cable Loss (dB)	Preamp Loss (dB)	Aux Loss (dB)	APos (cm)	TPos (deg)	Remark																																																							
1	5670.00	117.09	70.00	47.09	101.71	33.05	11.71	29.38	0.00	100	104	PEAK																																																							
<b>Avg</b>	<p>Site : 03CH16-HY Condition: AVG_BE(UNII)_B3 3m 91200-1522_240328 VERTICAL RBW:1000.000kHz VBW:3000.000kHz SWT:Auto</p> <table border="1"> <thead> <tr> <th>Peak</th> <th>Freq (MHz)</th> <th>Level (dBuV/m)</th> <th>Limit (dBuV/m)</th> <th>Line Margin (dB)</th> <th>Read Level (dBuV/m)</th> <th>Ant Factor (dB/m)</th> <th>Cable Loss (dB)</th> <th>Preamp Loss (dB)</th> <th>Aux Loss (dB)</th> <th>APos (cm)</th> <th>TPos (deg)</th> <th>Remark</th> </tr> </thead> <tbody> <tr> <td>1</td> <td>5459.12</td> <td>46.05</td> <td>54.00</td> <td>-7.95</td> <td>31.12</td> <td>32.80</td> <td>11.48</td> <td>29.35</td> <td>0.00</td> <td>100</td> <td>104</td> <td>AVERAGE</td> </tr> </tbody> </table>	Peak	Freq (MHz)	Level (dBuV/m)	Limit (dBuV/m)	Line Margin (dB)	Read Level (dBuV/m)	Ant Factor (dB/m)	Cable Loss (dB)	Preamp Loss (dB)	Aux Loss (dB)	APos (cm)	TPos (deg)	Remark	1	5459.12	46.05	54.00	-7.95	31.12	32.80	11.48	29.35	0.00	100	104	AVERAGE	<p>Site : 03CH16-HY Condition: AVG_54 3m 91200-1522_240328 VERTICAL RBW:1000.000kHz VBW:3000.000kHz SWT:Auto</p> <table border="1"> <thead> <tr> <th>Peak</th> <th>Freq (MHz)</th> <th>Level (dBuV/m)</th> <th>Limit (dBuV/m)</th> <th>Line Margin (dB)</th> <th>Read Level (dBuV/m)</th> <th>Ant Factor (dB/m)</th> <th>Cable Loss (dB)</th> <th>Preamp Loss (dB)</th> <th>Aux Loss (dB)</th> <th>APos (cm)</th> <th>TPos (deg)</th> <th>Remark</th> </tr> </thead> <tbody> <tr> <td>1</td> <td>5670.00</td> <td>109.62</td> <td>52.50</td> <td>57.12</td> <td>93.98</td> <td>33.29</td> <td>11.74</td> <td>29.39</td> <td>0.00</td> <td>100</td> <td>104</td> <td>AVERAGE</td> </tr> </tbody> </table>	Peak	Freq (MHz)	Level (dBuV/m)	Limit (dBuV/m)	Line Margin (dB)	Read Level (dBuV/m)	Ant Factor (dB/m)	Cable Loss (dB)	Preamp Loss (dB)	Aux Loss (dB)	APos (cm)	TPos (deg)	Remark	1	5670.00	109.62	52.50	57.12	93.98	33.29	11.74	29.39	0.00	100	104	AVERAGE													
Peak	Freq (MHz)	Level (dBuV/m)	Limit (dBuV/m)	Line Margin (dB)	Read Level (dBuV/m)	Ant Factor (dB/m)	Cable Loss (dB)	Preamp Loss (dB)	Aux Loss (dB)	APos (cm)	TPos (deg)	Remark																																																							
1	5459.12	46.05	54.00	-7.95	31.12	32.80	11.48	29.35	0.00	100	104	AVERAGE																																																							
Peak	Freq (MHz)	Level (dBuV/m)	Limit (dBuV/m)	Line Margin (dB)	Read Level (dBuV/m)	Ant Factor (dB/m)	Cable Loss (dB)	Preamp Loss (dB)	Aux Loss (dB)	APos (cm)	TPos (deg)	Remark																																																							
1	5670.00	109.62	52.50	57.12	93.98	33.29	11.74	29.39	0.00	100	104	AVERAGE																																																							



<b>Mode</b>	130																																										
	Band Edge - R																																										
	U-NII-2C_5.47-5.725_802.11be EHT40_CH134_Full RU_5670MHz																																										
<b>ANT</b>	0																																										
<b>Pol.</b>	Vertical	Fundamental																																									
<b>Peak</b>	<p>Site : 03CH16-HY          Condition: PEAK_BE(UNII)_B3 3m 91200-1522_240328 VERTICAL          : RBW:1000.000kHz VBW:3000.000kHz SMT:Auto</p> <table border="1"> <thead> <tr> <th>Limit</th> <th>Read</th> <th>Ant</th> <th>Cable</th> <th>Preamp</th> <th>Aux</th> <th>APos</th> <th>TPos</th> <th></th> </tr> <tr> <th>Freq</th> <th>Level</th> <th>Line</th> <th>Margin</th> <th>Level</th> <th>Factor</th> <th>Loss</th> <th>Factor</th> <th>Factor</th> <th>Remark</th> </tr> <tr> <th>MHz</th> <th>dBuV/m</th> <th>dBuV/m</th> <th>dB</th> <th>dBuV</th> <th>dB/m</th> <th>dB</th> <th>dB</th> <th>dB</th> <th>cm</th> <th>deg</th> </tr> </thead> <tbody> <tr> <td>1 5725.01</td> <td>62.41</td> <td>68.20</td> <td>-5.79</td> <td>46.58</td> <td>33.45</td> <td>11.78</td> <td>29.40</td> <td>0.00</td> <td>100</td> <td>104 PEAK</td> </tr> </tbody> </table>	Limit	Read	Ant	Cable	Preamp	Aux	APos	TPos		Freq	Level	Line	Margin	Level	Factor	Loss	Factor	Factor	Remark	MHz	dBuV/m	dBuV/m	dB	dBuV	dB/m	dB	dB	dB	cm	deg	1 5725.01	62.41	68.20	-5.79	46.58	33.45	11.78	29.40	0.00	100	104 PEAK	Blank
Limit	Read	Ant	Cable	Preamp	Aux	APos	TPos																																				
Freq	Level	Line	Margin	Level	Factor	Loss	Factor	Factor	Remark																																		
MHz	dBuV/m	dBuV/m	dB	dBuV	dB/m	dB	dB	dB	cm	deg																																	
1 5725.01	62.41	68.20	-5.79	46.58	33.45	11.78	29.40	0.00	100	104 PEAK																																	



Mode	130																																																																																																											
	Harmonic																																																																																																											
	U-NII-2C_5.47-5.725_802.11be EHT40_CH134_Full RU_5670MHz																																																																																																											
ANT	0																																																																																																											
Pol.	Horizontal	Vertical																																																																																																										
Peak Avg	<p>Site : 03CH16-HY Condition: PEAK(UNII) 3m 91200-1522_240328 HORIZONTAL</p> <table border="1"> <thead> <tr> <th>Limit</th> <th>Read</th> <th>Ant</th> <th>Cable</th> <th>Preamp</th> <th>Aux</th> <th>APos</th> <th>TPos</th> <th>Remark</th> </tr> <tr> <th>Freq</th> <th>Level</th> <th>Line Margin</th> <th>Level</th> <th>Factor</th> <th>Loss Factor</th> <th>Factor</th> <th></th> <th></th> </tr> <tr> <th>MHz</th> <th>dBuV/m</th> <th>dBuV/m</th> <th>dB</th> <th>dBuV</th> <th>dB/m</th> <th>dB</th> <th>dB</th> <th>dB</th> </tr> </thead> <tbody> <tr> <td>1</td> <td>11340.00</td> <td>47.45</td> <td>74.00</td> <td>-26.55</td> <td>56.99</td> <td>38.98</td> <td>16.60</td> <td>65.73</td> <td>0.61</td> <td>--</td> <td>--</td> <td>PEAK</td> </tr> <tr> <td>2</td> <td>17010.00</td> <td>47.32</td> <td>68.20</td> <td>-20.88</td> <td>53.74</td> <td>38.08</td> <td>20.72</td> <td>65.85</td> <td>0.63</td> <td>--</td> <td>--</td> <td>PEAK</td> </tr> </tbody> </table>	Limit	Read	Ant	Cable	Preamp	Aux	APos	TPos	Remark	Freq	Level	Line Margin	Level	Factor	Loss Factor	Factor			MHz	dBuV/m	dBuV/m	dB	dBuV	dB/m	dB	dB	dB	1	11340.00	47.45	74.00	-26.55	56.99	38.98	16.60	65.73	0.61	--	--	PEAK	2	17010.00	47.32	68.20	-20.88	53.74	38.08	20.72	65.85	0.63	--	--	PEAK	<p>Site : 03CH16-HY Condition: PEAK(UNII) 3m 91200-1522_240328 VERTICAL</p> <table border="1"> <thead> <tr> <th>Limit</th> <th>Read</th> <th>Ant</th> <th>Cable</th> <th>Preamp</th> <th>Aux</th> <th>APos</th> <th>TPos</th> <th>Remark</th> </tr> <tr> <th>Freq</th> <th>Level</th> <th>Line Margin</th> <th>Level</th> <th>Factor</th> <th>Loss Factor</th> <th>Factor</th> <th></th> <th></th> </tr> <tr> <th>MHz</th> <th>dBuV/m</th> <th>dBuV/m</th> <th>dB</th> <th>dBuV</th> <th>dB/m</th> <th>dB</th> <th>dB</th> <th>dB</th> </tr> </thead> <tbody> <tr> <td>1</td> <td>11340.00</td> <td>47.18</td> <td>74.00</td> <td>-26.82</td> <td>56.72</td> <td>38.98</td> <td>16.60</td> <td>65.73</td> <td>0.61</td> <td>--</td> <td>--</td> <td>PEAK</td> </tr> <tr> <td>2</td> <td>17010.00</td> <td>48.04</td> <td>68.20</td> <td>-20.16</td> <td>54.46</td> <td>38.08</td> <td>20.72</td> <td>65.85</td> <td>0.63</td> <td>--</td> <td>--</td> <td>PEAK</td> </tr> </tbody> </table>	Limit	Read	Ant	Cable	Preamp	Aux	APos	TPos	Remark	Freq	Level	Line Margin	Level	Factor	Loss Factor	Factor			MHz	dBuV/m	dBuV/m	dB	dBuV	dB/m	dB	dB	dB	1	11340.00	47.18	74.00	-26.82	56.72	38.98	16.60	65.73	0.61	--	--	PEAK	2	17010.00	48.04	68.20	-20.16	54.46	38.08	20.72	65.85	0.63	--	--	PEAK
	Limit	Read	Ant	Cable	Preamp	Aux	APos	TPos	Remark																																																																																																			
Freq	Level	Line Margin	Level	Factor	Loss Factor	Factor																																																																																																						
MHz	dBuV/m	dBuV/m	dB	dBuV	dB/m	dB	dB	dB																																																																																																				
1	11340.00	47.45	74.00	-26.55	56.99	38.98	16.60	65.73	0.61	--	--	PEAK																																																																																																
2	17010.00	47.32	68.20	-20.88	53.74	38.08	20.72	65.85	0.63	--	--	PEAK																																																																																																
Limit	Read	Ant	Cable	Preamp	Aux	APos	TPos	Remark																																																																																																				
Freq	Level	Line Margin	Level	Factor	Loss Factor	Factor																																																																																																						
MHz	dBuV/m	dBuV/m	dB	dBuV	dB/m	dB	dB	dB																																																																																																				
1	11340.00	47.18	74.00	-26.82	56.72	38.98	16.60	65.73	0.61	--	--	PEAK																																																																																																
2	17010.00	48.04	68.20	-20.16	54.46	38.08	20.72	65.85	0.63	--	--	PEAK																																																																																																



	<b>130</b>	
<b>Mode</b>	<b>Harmonic</b>	
	<b>U-NII-2C_5.47-5.725_802.11be EHT40_CH134_Full RU_5670MHz</b>	
<b>ANT</b>	<b>0</b>	
<b>Pol.</b>	<b>Horizontal</b>	<b>Vertical</b>
<b>14.47G</b> <b>~14.5G</b> <b>Avg</b>	<p>Site : 03CH16-HY Condition: AVG_54 3m 91280-1522_240328 HORIZONTAL</p>	<p>Site : 03CH16-HY Condition: AVG_54 3m 91280-1522_240328 VERTICAL</p>
	<p>Site : 03CH16-HY Condition: AVG_54 3m 91280-1522_240328 HORIZONTAL</p>	<p>Site : 03CH16-HY Condition: AVG_54 3m 91280-1522_240328 VERTICAL</p>



		<b>131</b>																																																																																											
<b>Mode</b>	<b>Band Edge - L</b>																																																																																												
	<b>U-NII-2C 5.47-5.725_802.11be EHT40_CH142_Full RU_5710MHz</b>																																																																																												
<b>ANT</b>	<b>0</b>																																																																																												
<b>Pol.</b>	<b>Horizontal</b>	<b>Fundamental</b>																																																																																											
<b>Peak</b>	<p>Site : 03CH16-HY Condition: STRADDLES U-NII-182A 3m 91200-1522_240328 HORIZONTAL : RBW:1000.000kHz VBW:3000.000kHz SWT:Auto</p> <table border="1"> <thead> <tr> <th>Peak</th> <th>Freq</th> <th>Level</th> <th>Limit</th> <th>Line Margin</th> <th>Read Level</th> <th>Ant Factor</th> <th>Cable Loss</th> <th>Preamp</th> <th>Aux</th> <th>APos</th> <th>TPos</th> <th>Remark</th> </tr> <tr> <th></th> <th>MHz</th> <th>dBuV/m</th> <th>dBuV/m</th> <th>dB</th> <th>dBuV</th> <th>dB/m</th> <th>dB</th> <th>dB</th> <th>dB</th> <th>cm</th> <th>deg</th> <th></th> </tr> </thead> <tbody> <tr> <td>1</td> <td>5422.93</td> <td>55.36</td> <td>74.00</td> <td>-18.64</td> <td>40.48</td> <td>32.80</td> <td>11.44</td> <td>29.36</td> <td>0.00</td> <td>300</td> <td>126</td> <td>PEAK</td> </tr> <tr> <td>2</td> <td>5461.15</td> <td>54.49</td> <td>68.20</td> <td>-13.71</td> <td>39.56</td> <td>32.80</td> <td>11.48</td> <td>29.35</td> <td>0.00</td> <td>300</td> <td>126</td> <td>PEAK</td> </tr> </tbody> </table>	Peak	Freq	Level	Limit	Line Margin	Read Level	Ant Factor	Cable Loss	Preamp	Aux	APos	TPos	Remark		MHz	dBuV/m	dBuV/m	dB	dBuV	dB/m	dB	dB	dB	cm	deg		1	5422.93	55.36	74.00	-18.64	40.48	32.80	11.44	29.36	0.00	300	126	PEAK	2	5461.15	54.49	68.20	-13.71	39.56	32.80	11.48	29.35	0.00	300	126	PEAK	<p>Site : 03CH16-HY Condition: PEAK(UNII) 3m 91200-1522_240328 HORIZONTAL : RBW:1000.000kHz VBW:3000.000kHz SWT:Auto</p> <table border="1"> <thead> <tr> <th>Peak</th> <th>Freq</th> <th>Level</th> <th>Limit</th> <th>Line Margin</th> <th>Read Level</th> <th>Ant Factor</th> <th>Cable Loss</th> <th>Preamp</th> <th>Aux</th> <th>APos</th> <th>TPos</th> <th>Remark</th> </tr> <tr> <th></th> <th>MHz</th> <th>dBuV/m</th> <th>dBuV/m</th> <th>dB</th> <th>dBuV</th> <th>dB/m</th> <th>dB</th> <th>dB</th> <th>dB</th> <th>cm</th> <th>deg</th> <th></th> </tr> </thead> <tbody> <tr> <td>1</td> <td>5710.00</td> <td>115.60</td> <td>-----</td> <td>-----</td> <td>99.79</td> <td>33.43</td> <td>11.77</td> <td>29.39</td> <td>0.00</td> <td>300</td> <td>126</td> <td>PEAK</td> </tr> </tbody> </table>	Peak	Freq	Level	Limit	Line Margin	Read Level	Ant Factor	Cable Loss	Preamp	Aux	APos	TPos	Remark		MHz	dBuV/m	dBuV/m	dB	dBuV	dB/m	dB	dB	dB	cm	deg		1	5710.00	115.60	-----	-----	99.79	33.43	11.77	29.39	0.00	300	126	PEAK
	Peak	Freq	Level	Limit	Line Margin	Read Level	Ant Factor	Cable Loss	Preamp	Aux	APos	TPos	Remark																																																																																
	MHz	dBuV/m	dBuV/m	dB	dBuV	dB/m	dB	dB	dB	cm	deg																																																																																		
1	5422.93	55.36	74.00	-18.64	40.48	32.80	11.44	29.36	0.00	300	126	PEAK																																																																																	
2	5461.15	54.49	68.20	-13.71	39.56	32.80	11.48	29.35	0.00	300	126	PEAK																																																																																	
Peak	Freq	Level	Limit	Line Margin	Read Level	Ant Factor	Cable Loss	Preamp	Aux	APos	TPos	Remark																																																																																	
	MHz	dBuV/m	dBuV/m	dB	dBuV	dB/m	dB	dB	dB	cm	deg																																																																																		
1	5710.00	115.60	-----	-----	99.79	33.43	11.77	29.39	0.00	300	126	PEAK																																																																																	
<b>Avg</b>	<p>Site : 03CH16-HY Condition: U-NII-182A AVERAGE 3m 91200-1522_240328 HORIZONTAL : RBW:1000.000kHz VBW:3000.000kHz SWT:Auto</p> <table border="1"> <thead> <tr> <th>Peak</th> <th>Freq</th> <th>Level</th> <th>Limit</th> <th>Line Margin</th> <th>Read Level</th> <th>Ant Factor</th> <th>Cable Loss</th> <th>Preamp</th> <th>Aux</th> <th>APos</th> <th>TPos</th> <th>Remark</th> </tr> <tr> <th></th> <th>MHz</th> <th>dBuV/m</th> <th>dBuV/m</th> <th>dB</th> <th>dBuV</th> <th>dB/m</th> <th>dB</th> <th>dB</th> <th>dB</th> <th>cm</th> <th>deg</th> <th></th> </tr> </thead> <tbody> <tr> <td>1</td> <td>5452.18</td> <td>45.10</td> <td>54.00</td> <td>-8.90</td> <td>30.19</td> <td>32.80</td> <td>11.47</td> <td>29.36</td> <td>0.00</td> <td>300</td> <td>126</td> <td>AVERAGE</td> </tr> </tbody> </table>	Peak	Freq	Level	Limit	Line Margin	Read Level	Ant Factor	Cable Loss	Preamp	Aux	APos	TPos	Remark		MHz	dBuV/m	dBuV/m	dB	dBuV	dB/m	dB	dB	dB	cm	deg		1	5452.18	45.10	54.00	-8.90	30.19	32.80	11.47	29.36	0.00	300	126	AVERAGE	<p>Site : 03CH16-HY Condition: AVG_54 3m 91200-1522_240328 HORIZONTAL : RBW:1000.000kHz VBW:3000.000kHz SWT:Auto</p> <table border="1"> <thead> <tr> <th>Peak</th> <th>Freq</th> <th>Level</th> <th>Limit</th> <th>Line Margin</th> <th>Read Level</th> <th>Ant Factor</th> <th>Cable Loss</th> <th>Preamp</th> <th>Aux</th> <th>APos</th> <th>TPos</th> <th>Remark</th> </tr> <tr> <th></th> <th>MHz</th> <th>dBuV/m</th> <th>dBuV/m</th> <th>dB</th> <th>dBuV</th> <th>dB/m</th> <th>dB</th> <th>dB</th> <th>dB</th> <th>cm</th> <th>deg</th> <th></th> </tr> </thead> <tbody> <tr> <td>1</td> <td>5710.00</td> <td>107.73</td> <td>-----</td> <td>-----</td> <td>91.92</td> <td>33.43</td> <td>11.77</td> <td>29.39</td> <td>0.00</td> <td>300</td> <td>126</td> <td>AVERAGE</td> </tr> </tbody> </table>	Peak	Freq	Level	Limit	Line Margin	Read Level	Ant Factor	Cable Loss	Preamp	Aux	APos	TPos	Remark		MHz	dBuV/m	dBuV/m	dB	dBuV	dB/m	dB	dB	dB	cm	deg		1	5710.00	107.73	-----	-----	91.92	33.43	11.77	29.39	0.00	300	126	AVERAGE													
	Peak	Freq	Level	Limit	Line Margin	Read Level	Ant Factor	Cable Loss	Preamp	Aux	APos	TPos	Remark																																																																																
	MHz	dBuV/m	dBuV/m	dB	dBuV	dB/m	dB	dB	dB	cm	deg																																																																																		
1	5452.18	45.10	54.00	-8.90	30.19	32.80	11.47	29.36	0.00	300	126	AVERAGE																																																																																	
Peak	Freq	Level	Limit	Line Margin	Read Level	Ant Factor	Cable Loss	Preamp	Aux	APos	TPos	Remark																																																																																	
	MHz	dBuV/m	dBuV/m	dB	dBuV	dB/m	dB	dB	dB	cm	deg																																																																																		
1	5710.00	107.73	-----	-----	91.92	33.43	11.77	29.39	0.00	300	126	AVERAGE																																																																																	



Mode	131																																					
	Band Edge - R																																					
	U-NII-2C_5.47-5.725_802.11be EHT40_CH142_Full RU_5710MHz																																					
ANT	0																																					
Pol.	Horizontal	Fundamental																																				
Peak	<p>Site : 03CH16-HY          Condition: STRADDLES U-NII-1&amp;2A 3m 91200-1522_240328 HORIZONTAL          : RBW:1000.000kHz VBW:3000.000kHz SMT:Auto</p> <table border="1"> <thead> <tr> <th>Limit</th> <th>Read</th> <th>Ant</th> <th>Cable</th> <th>Preamp</th> <th>Aux</th> <th>APos</th> <th>TPos</th> <th>Remark</th> </tr> <tr> <th>Freq</th> <th>Level</th> <th>Line Margin</th> <th>Level Factor</th> <th>Loss Factor</th> <th>Loss Factor</th> <th>cm</th> <th>deg</th> <th></th> </tr> <tr> <th>MHz</th> <th>dBuV/m</th> <th>dBuV/m</th> <th>dB</th> <th>dBuV</th> <th>dB/m</th> <th>dB</th> <th>dB</th> <th></th> </tr> </thead> <tbody> <tr> <td>1 5888.75</td> <td>58.51</td> <td>68.20</td> <td>-9.69</td> <td>41.94</td> <td>34.06</td> <td>11.94</td> <td>29.43</td> <td>0.00 300 126 PEAK</td> </tr> </tbody> </table>	Limit	Read	Ant	Cable	Preamp	Aux	APos	TPos	Remark	Freq	Level	Line Margin	Level Factor	Loss Factor	Loss Factor	cm	deg		MHz	dBuV/m	dBuV/m	dB	dBuV	dB/m	dB	dB		1 5888.75	58.51	68.20	-9.69	41.94	34.06	11.94	29.43	0.00 300 126 PEAK	Blank
Limit	Read	Ant	Cable	Preamp	Aux	APos	TPos	Remark																														
Freq	Level	Line Margin	Level Factor	Loss Factor	Loss Factor	cm	deg																															
MHz	dBuV/m	dBuV/m	dB	dBuV	dB/m	dB	dB																															
1 5888.75	58.51	68.20	-9.69	41.94	34.06	11.94	29.43	0.00 300 126 PEAK																														