

EXHIBIT D - TEST SETUP PHOTOGRAPHS

Test Model1

Conducted Emissions - Front View



Conducted Emissions - Side View



Test Mode2

Conducted Emissions - Front View




Conducted Emissions - Side View




Mushroom Antenna

Test Model1_ Powered by Adapter

Radiated Emissions View (Below 30MHz)



Radiated Emissions View (Below 1 GHz)




Test Model1_ Powered by Battery

Radiated Emissions View (Below 30MHz)




Radiated Emissions View (Below 1 GHz)




Test Mode2_ Powered by Adapter

Radiated Emissions View (Below 30MHz)




Radiated Emissions View (Below 1 GHz)




Blade Antenna

Test Model1_ Powered by Adapter

Radiated Emissions View (Below 30MHz)




Radiated Emissions View (Below 1 GHz)




Test Mode2_ Powered by Adapter

Radiated Emissions View (Below 30MHz)



Radiated Emissions View (Below 1 GHz)



Mushroom Antenna

Radiated Emissions View (1-18 GHz)



Radiated Emissions View (18-40 GHz)



Blade Antenna

Radiated Emissions View (1-18 GHz)



Radiated Emissions View (18-40 GHz)

