



# LARK M2S

Quick Guide  
V1.0.0



User Manual

## User Manual

Thank you for purchasing the Hollyland wireless microphone. Carefully read the User Manual to get a better understanding of the product before using it. We wish you a pleasant experience with the product.

---



App

## LarkSound

As the exclusive app developed for the Hollyland wireless microphones, LarkSound is the perfect companion for your microphone. It offers a variety of smart operations, parameter configurations, firmware upgrades, and more.

## Product Usage

Transmitter + Mobile Version Receiver + Phone (USB-C)



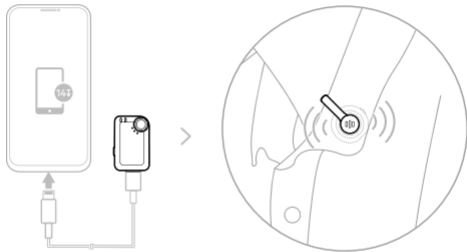
Connect the receiver to your phone



When the phone is low on battery, you can charge it via the receiver

## Product Usage

Transmitter + Camera Version Receiver + Phone (Lightning)



Connect the receiver to your phone using a USB-C to Lightning cable  
(the cable is sold separately)

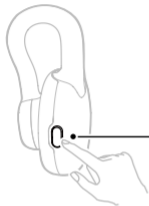
## Product Usage

### Transmitter + Camera Version Receiver + Camera

1. Connect the receiver to the camera's cold shoe/hot shoe using the cold shoe mount.
2. Connect the receiver to the camera using a 3.5mm TRS to TRS cable.
3. Set the camera's recording volume to the minimum level and the receiver's output volume to the medium level to ensure best recording quality.



# Transmitter

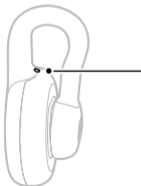


## Power/Noise Cancellation/Pairing Button

Single press: turn noise cancellation on or off

Long press for 3s: turn the device on or off

Long press for 6s: enter pairing mode



## Indicator

Flashing blue: pairing

Solid blue: pairing successful

Solid green: noise cancellation on

Solid red: mute



Angle  $\leq 45^\circ$

**Note:** The angle should be less than or equal to 45 degrees; a larger angle may weaken the device's clamping force.

## Mobile Version Receiver (USB-C)

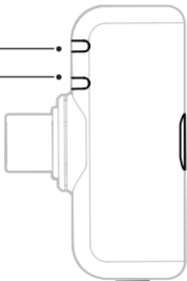
**TX1 Indicator**

**TX2 Indicator**

**Flashing blue:** pairing

**Solid blue:** pairing  
successful

**Solid green:** noise  
cancellation on



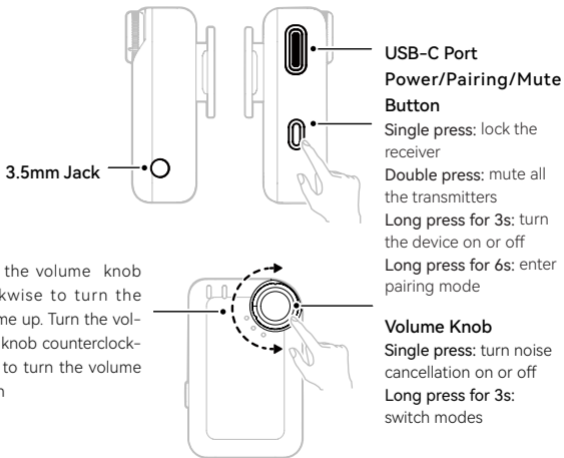
**Noise Cancellation/  
Pairing Button**

**Single press:** turn noise  
cancellation on or off

**Long press for 6s:**  
enter pairing mode

**USB-C Port**

## Receiver (Combo)

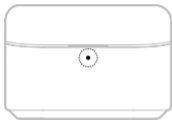




# Charging Case

## Charging Case

Put the transmitters back to the charging case for storage and charging promptly after use.



Combo



Mobile

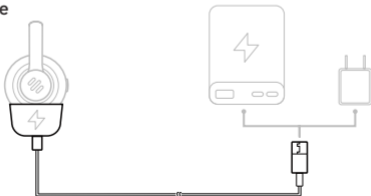
### Indicator

Solid red: battery level between 3% and 6%.

Solid white: battery level between 6% and 98%.

Solid green: battery level above 98%.

## Charging Cable



## App Information

### Lark Sound

The Lark Sound app is available for download on Xiaomi, Huawei, and Apple App Stores. You can also scan the QR code below to download the app.



### Lark Sound

The Lark Sound app is a perfect match for Hollyland wireless microphones. With the app, you'll have access to a range of smart features, such as parameter configurations and firmware updates, that work together seamlessly to enhance your microphone performance.



Requires iOS 12.0 or higher



Requires Android 8.0 or higher



# **HOLLYVIEW**

Powered by Hollyland

**Shenzhen Hollyland Technology Co., Ltd.**

---

8F,5D Building, Skyworth Innovation Valley,  
Tangtou Road, Shiyan Street, Baoan District, Shenzhen, 518108, China

**Made in China**

P/N : xxxxxxxxx