

TEST REPORT

Applicant Name: TECNO MOBILE LIMITED
Address: FLAT N 16/F BLOCK B UNIVERSAL INDUSTRIAL CENTRE 19-25 SHAN MEI STREET FOTAN NT HONGKONG
Report Number: 2401U82760E-RF-00C
FCC ID: 2ADYY-KL8S

Test Standard (s)

FCC PART 96.47

Sample Description

Product Type: Mobile Phone
Model No.: KL8s
Multiple Model(s) No.: N/A
Trade Mark: TECNO
Date Received: 2024/06/25
Issue Date: 2024/08/15

Test Result:

Pass▲

▲ In the configuration tested, the EUT complied with the standards above.

Prepared and Checked By:

Andy Yu

Andy Yu
RF Engineer

Approved By:

Nancy Wang

Nancy Wang
RF Supervisor

Note: The information marked # is provided by the applicant, the laboratory is not responsible for its authenticity and this information can affect the validity of the result in the test report. Customer model name, addresses, names, trademarks etc. are included.

This report cannot be reproduced except in full, without prior written approval of the Company. Unless otherwise stated the results shown in this test report refer only to the sample(s) tested. This report is valid only with a valid digital signature. The digital signature may be available only under the Adobe software above version 7.0.

This report must not be used by the customer to claim product certification, approval, or endorsement by NVLAP or any agency of the U.S. Government.

This report may contain data that are not covered by the NVLAP accreditation and are marked with an asterisk "▼".

Bay Area Compliance Laboratories Corp. (Shenzhen)

5F(B-West), 6F, 7F, the 3rd Phase of Wan Li Industrial Building D, Shihua Rd, FuTian Free Trade Zone, Shenzhen, China

Tel: +86-755-33320018 Fax: +86-755-33320008 www.baclcorp.com.cn

TABLE OF CONTENTS

DOCUMENT REVISION HISTORY	3
GENERAL INFORMATION.....	4
PRODUCT DESCRIPTION FOR EQUIPMENT UNDER TEST (EUT)	4
OBJECTIVE	4
TEST METHODOLOGY	4
SYSTEM TEST CONFIGURATION.....	6
DESCRIPTION OF TEST CONFIGURATION	6
EUT EXERCISE SOFTWARE	6
SPECIAL ACCESSORIES.....	6
EQUIPMENT MODIFICATIONS	6
SUPPORT EQUIPMENT LIST AND DETAILS	6
EXTERNAL I/O CABLE.....	6
SUMMARY OF TEST RESULTS.....	7
TEST EQUIPMENT LIST	8
§96.47 - END USER DEVICE ADDITIONAL REQUIREMENTS.....	9
APPLICABLE STANDARD	9
TEST PROCEDURE	9
BLOCK DIAGRAM.....	9
TEST DATA	10
EUT PHOTOGRAPHS.....	13
TEST SETUP PHOTOGRAPHS	14

DOCUMENT REVISION HISTORY

Revision Number	Report Number	Description of Revision	Date of Revision
0	2401U82760E-RF-00C	Original Report	2024/08/15

GENERAL INFORMATION

Product Description for Equipment under Test (EUT)

Product	Mobile Phone
Tested Model	KL8s
Multiple Model(s) No.	N/A
Frequency Range	n77/n78: 3550-3700MHz
Voltage Range	DC 3.87V from battery or DC 5V /7.5V from adapter
Sample serial number	2N77-1 (Assigned by BACL, Shenzhen)
Sample/EUT Status	Good condition
Adapter Information	Model: U180TSA Input: AC 100-240V, 50/60Hz, 0.6A Output: DC 5.0V, 2.4A or 7.5V, 2.4A, 18.0W Max

Objective

This test report is in accordance with Part 2 and Part 96.47 of the Federal Communication Commissions rules.

Test Methodology

All tests and measurements indicated in this document were performed in accordance with the Code of federal Regulations Title 47 Part 2, Sub-part J as well as the following individual parts:

Part 96.47 - End user device additional requirements

Applicable Standards: KDB 940660 D01 Part96 CBRS Eqpt v03
WINNF-TS-0122-V1.0.2 CBRS CBSD Test Specification
WINNF-18-IN-00178 CBRS End User Device as UUT Test Guidelines

All emissions measurement was performed at Bay Area Compliance Laboratories Corp. (Shenzhen). The radiated testing was performed at an antenna-to-EUT distance of 3 meters.

Each test item follows test standards and with no deviation.

Measurement Uncertainty

Parameter	Uncertainty
RF Frequency	213.55 Hz(k=2, 95% level of confidence)
RF conducted output power	0.72 dB(k=2, 95% level of confidence)
Temperature	±1°C
Humidity	±1%
Supply voltages	±0.4%

Note: The extended uncertainty given in this report is obtained by combining the standard uncertainty times the coverage factor K with the 95% confidence interval. Otherwise required by the applicant or Product Regulations, Decision Rule in this report did not consider the uncertainty.

Test Facility

The Test site used by Bay Area Compliance Laboratories Corp. (Shenzhen) to collect test data is located on the 5F(B-West) , 6F, 7F, the 3rd Phase of Wan Li Industrial Building D, Shihua Rd, FuTian Free Trade Zone, Shenzhen, China.

The lab has been recognized as the FCC accredited lab under the KDB 974614 D01 and is listed in the FCC Public Access Link (PAL) database, FCC Registration No. : 715558, the FCC Designation No. : CN5045.

SYSTEM TEST CONFIGURATION

Description of Test Configuration

The system was configured for testing in a test mode which has been done in the factory.

EUT Exercise Software

No exercise software was used.

Special Accessories

No special accessory was used.

Equipment Modifications

No modification was made to the EUT tested.

Support Equipment List and Details

Manufacturer	Description	Model	Serial Number
Dell	Notebook	E6410	5QYD4Q1
Grandstream	Router	GWN7603	Unknown
Baicells Technologies Co., Ltd.	5G NR Base Station	BSC7048A243	Unknown

External I/O Cable

Cable Description	Length (m)	From/Port	To
RJ45 Cable	1.5	Router	Notebook
RJ45 Cable	1.5	Router	Base Station

SUMMARY OF TEST RESULTS

Rules	Description of Test	Results
§ 96.47	End user device additional requirements	Compliant

TEST EQUIPMENT LIST

Manufacturer	Description	Model	Serial Number	Calibration Date	Calibration Due Date
R&S	Spectrum analyzer	FSV40	101942	2023/12/18	2024/12/17
WEINSCHEL	3dB Attenuator	Unknown	F-03-EM220	2024/06/27	2025/06/26
WEINSCHEL	Power Splitter	1515	RH476	2024/06/27	2025/06/26
Unknown	RF Cable	65475	01670515	2024/06/27	2025/06/26

* **Statement of Traceability:** Bay Area Compliance Laboratories Corp. (Shenzhen) attests that all calibrations have been performed in accordance to requirements that traceable to National Primary Standards and International System of Units (SI).

§96.47 - END USER DEVICE ADDITIONAL REQUIREMENTS

Applicable Standard

According to §96.47

(a) End User Devices may operate only if they can positively receive and decode an authorization signal transmitted by a CBSD, including the frequencies and power limits for their operation.

(1) An End User Device must discontinue operations, change frequencies, or change its operational power level within 10 seconds of receiving instructions from its associated CBSD.

(b) Any device operated at higher power than specified for End User Devices in § 96.41 will be classified as, and subject to, the operational requirements of a CBSD.

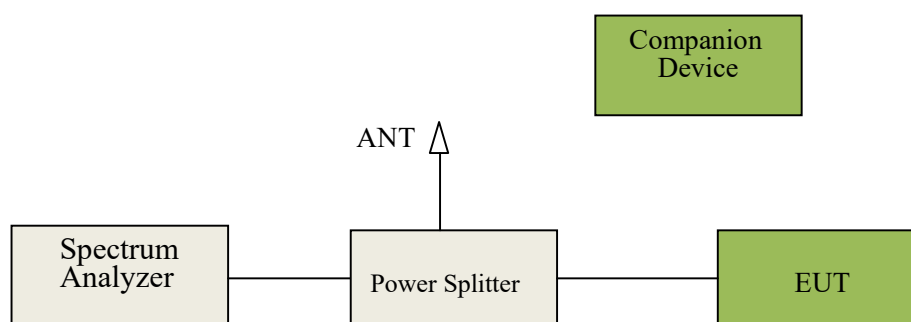
Test Procedure

For n77/n78:

Following procedure can be done by applying WINNF-TS-0122-V1.0.2 CBRS CBSD Test Specification, use the certified base station CBSD(FCC ID: 2AG32BSC7048A243) as companion device to show compliance with Part 96.47 requirement for End user device (EUD):

- a) Setup with frequency 3600MHz and power level 4.29dBm/MHz;
- b) Enable CBSD service with n77;
- c) Check EUD Tx Frequency and power;
- d) Disable CBSD service;
- e) Check EUD stops transmission within 10 seconds;
- f) Setup with frequency 3675MHz and power level -0.22dBm/MHz;
- g) Enable CBSD service with n78;
- h) Check EUD Tx Frequency and power;
- i) Disable CBSD service;
- j) Check EUD stops transmission within 10 seconds;

Block Diagram



Test Data

Environmental Conditions

Temperature:	24.5 °C
Relative Humidity:	40 %
ATM Pressure:	101 kPa

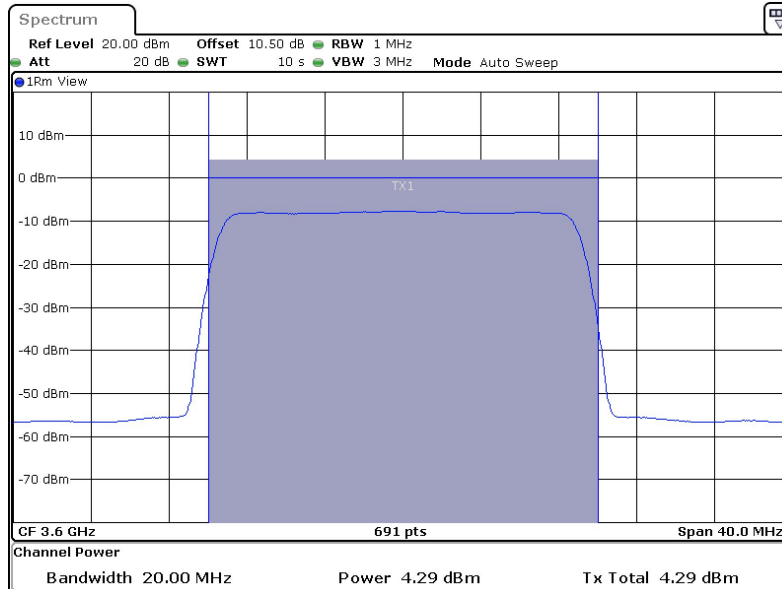
The testing was performed by Jim Cheng on 2024-08-11.

Test Result: Pass

Please refer to following plots.

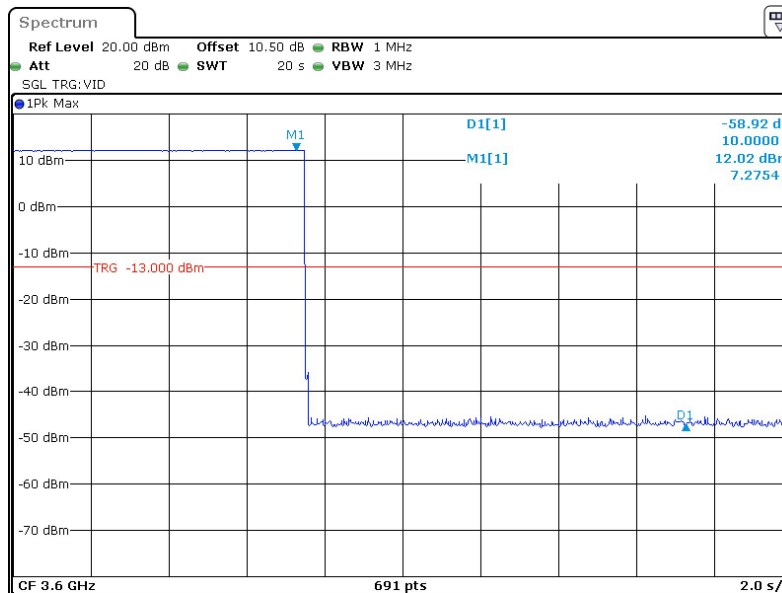
n77 / n78:

3600MHz - Operation



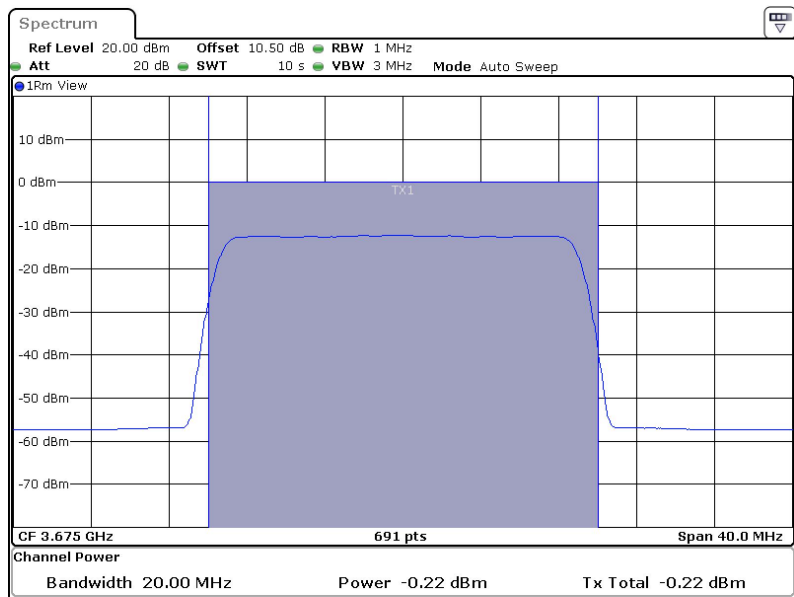
ProjectNo.:2401U82760E-RF Tester:Jim Cheng
 Date: 11.AUG.2024 16:13:35

3600MHz-Stop operation in 10s



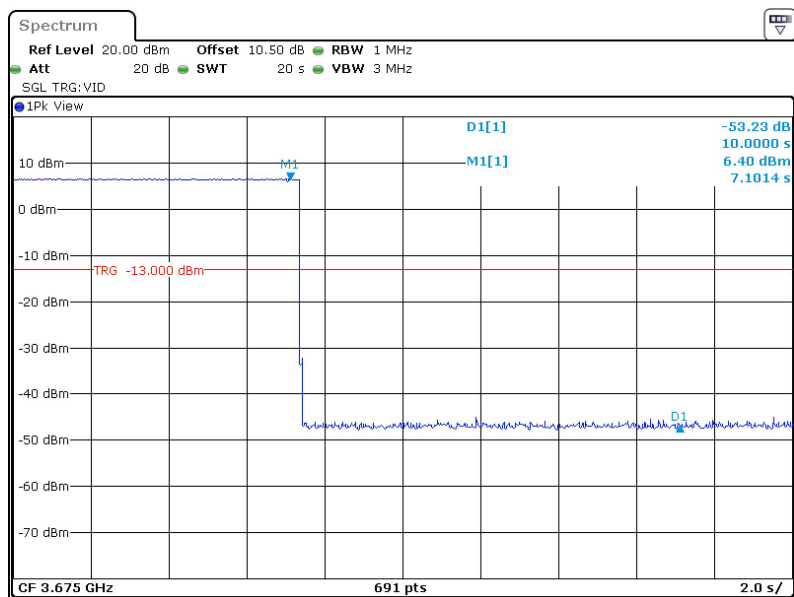
ProjectNo.:2401U82760E-RF Tester:Jim Cheng
 Date: 11.AUG.2024 16:27:17

3675MHz - Operation



ProjectNo.:2401U82760E-RF Tester:Jim Cheng
Date: 11.AUG.2024 16:20:02

3675MHz- Stop operation in 10s



ProjectNo.:2401U82760E-RF Tester:Jim Cheng
Date: 11.AUG.2024 16:24:30

EUT PHOTOGRAPHS

Please refer to the attachment 2403U82760E-RF-EXP External photo and 2403U82760E-RF-INP Internal photo.

TEST SETUP PHOTOGRAPHS

Please refer to the attachment 2401U82760E-RF Test Setup photo.

******* END OF REPORT *******