

Appendix B

Test Information:

Serial No.:	2NI3-2	Test Date:	2024/07/01~2024/07/05
Test Site:	RF	Test Mode:	Transmitting
Tester:	Karl Liang	Test Result:	Pass

Environmental Conditions:

Temperature: (°C):	27.9~28.7	Relative Humidity: (%)	60~69	ATM Pressure: (kPa)	100.2~100.6
------------------------------	-----------	----------------------------------	-------	-------------------------------	-------------

Test Equipment List and Details:

Manufacturer	Description	Model	Serial Number	Calibration Date	Calibration Due Date
Micro-Coax	Coaxial Cable	UFB205A	323308-012	2024/01/02	2025/01/01
Mini-Circuits	Coaxial Power Splitters & Combiner	ZFRSC-183-S+	SF448201614	2024/02/25	2025/02/24
BACL	TEMP&HUMI Test Chamber	BTH-150-40	30173	2023/10/18	2024/10/17
TDK-Lambda	DC Power Supply	Z+60-14	F-08-EM038-1	N/A	N/A
R&S	Wideband Radio Communication Tester	CMW500	149216	2023/10/18	2024/10/17
All-sun	Clamp Meter	EM305A	8348897	2023/08/03	2024/08/02
R&S	Spectrum Analyzer	FSV40	101461	2023/11/27	2024/11/26

* Statement of Traceability: Bay Area Compliance Laboratories Corp. (Dongguan) attests that all calibrations have been performed, traceable to National Primary Standards and International System of Units (SI).

Frequency stability vs. temperature & Frequency stability vs. voltage Compliance**FCC Part 22H****Band 5**

Mode	Frequency Error (Hz)	Frequency Error (ppm)	Limit (ppm)	Result
R99_Middle_TN/VN	-0.9	-0.001	±2.5	Pass
R99_Middle_T1/VN	-1.7	-0.002	±2.5	Pass
R99_Middle_T2/VN	-1.0	-0.001	±2.5	Pass
R99_Middle_T3/VN	-2.0	-0.002	±2.5	Pass
R99_Middle_T4/VN	0.1	0.000	±2.5	Pass
R99_Middle_T5/VN	-1.2	-0.001	±2.5	Pass
R99_Middle_T6/VN	-0.2	0.000	±2.5	Pass
R99_Middle_T7/VN	1.4	0.002	±2.5	Pass
R99_Middle_T8/VN	0.1	0.000	±2.5	Pass
R99_Middle_TN/VH	1.4	0.002	±2.5	Pass
R99_Middle_TN/VL	-0.7	-0.001	±2.5	Pass

Note:

Frequency Error (ppm)=Frequency Error (MHz)/Test Channel(MHz)

TN: 20 °C; T1: -30 °C; T2: -20 °C; T3: -10 °C; T4: 0 °C; T5: 10 °C; T6: 30 °C; T7: 40 °C; T8: 50 °C.

VN: Normal Voltage; VL: Low Voltage; VH: High Voltage.

FCC Part 24E**Band 2**

Mode	Value (MHz)	Limit (MHz)	Result
R99_Low_TN/VN	1850.315	1850	Pass
R99_Low_T1/VN	1850.335	1850	Pass
R99_Low_T2/VN	1850.335	1850	Pass
R99_Low_T3/VN	1850.315	1850	Pass
R99_Low_T4/VN	1850.315	1850	Pass
R99_Low_T5/VN	1850.325	1850	Pass
R99_Low_T6/VN	1850.315	1850	Pass
R99_Low_T7/VN	1850.325	1850	Pass
R99_Low_T8/VN	1850.305	1850	Pass
R99_Low_TN/VH	1850.325	1850	Pass
R99_Low_TN/VL	1850.325	1850	Pass
R99_High_TN/VN	1909.685	1910	Pass
R99_High_T1/VN	1909.685	1910	Pass
R99_High_T2/VN	1909.675	1910	Pass
R99_High_T3/VN	1909.685	1910	Pass
R99_High_T4/VN	1909.685	1910	Pass
R99_High_T5/VN	1909.665	1910	Pass
R99_High_T6/VN	1909.705	1910	Pass
R99_High_T7/VN	1909.685	1910	Pass
R99_High_T8/VN	1909.665	1910	Pass
R99_High_TN/VH	1909.655	1910	Pass
R99_High_TN/VL	1909.685	1910	Pass

Note:

TN: 20 °C; T1: -30 °C; T2: -20 °C; T3: -10 °C; T4: 0 °C; T5: 10 °C; T6: 30 °C; T7: 40 °C; T8: 50 °C.

VN: Normal Voltage; VL: Low Voltage; VH: High Voltage.

FCC Part 27**Band 4**

Mode	Value (MHz)	Limit (MHz)	Result
R99_Low_TN/VN	1710.315	1710	Pass
R99_Low_T1/VN	1710.325	1710	Pass
R99_Low_T2/VN	1710.335	1710	Pass
R99_Low_T3/VN	1710.325	1710	Pass
R99_Low_T4/VN	1710.325	1710	Pass
R99_Low_T5/VN	1710.325	1710	Pass
R99_Low_T6/VN	1710.325	1710	Pass
R99_Low_T7/VN	1710.325	1710	Pass
R99_Low_T8/VN	1710.335	1710	Pass
R99_Low_TN/VH	1710.315	1710	Pass
R99_Low_TN/VL	1710.325	1710	Pass
R99_High_TN/VN	1754.675	1755	Pass
R99_High_T1/VN	1754.675	1755	Pass
R99_High_T2/VN	1754.665	1755	Pass
R99_High_T3/VN	1754.665	1755	Pass
R99_High_T4/VN	1754.665	1755	Pass
R99_High_T5/VN	1754.685	1755	Pass
R99_High_T6/VN	1754.695	1755	Pass
R99_High_T7/VN	1754.685	1755	Pass
R99_High_T8/VN	1754.695	1755	Pass
R99_High_TN/VH	1754.675	1755	Pass
R99_High_TN/VL	1754.675	1755	Pass

Note:

TN: 20 °C; T1: -30 °C; T2: -20 °C; T3: -10 °C; T4: 0 °C; T5: 10 °C; T6: 30 °C; T7: 40 °C; T8: 50 °C.

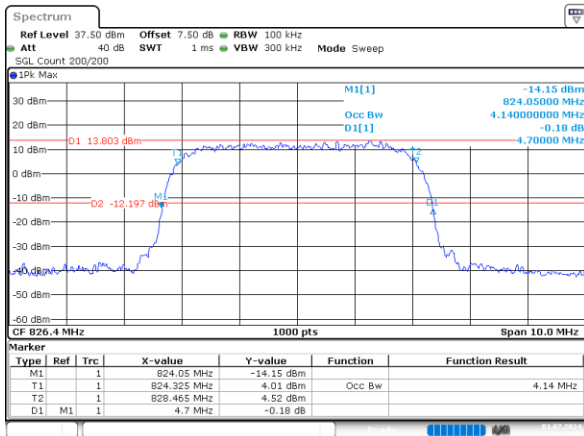
VN: Normal Voltage; VL: Low Voltage; VH: High Voltage.

Occupied Bandwidth**FCC Part 22H****Band 5 , Normal**

Mode	99% OBW (MHz)	EBW (MHz)
R99_Low	4.140	4.700
R99_Middle	4.170	4.690
R99_High	4.150	4.710
HSDPA_Low_Subtest1	4.140	4.680
HSDPA_Middle_Subtest1	4.150	4.680
HSDPA_High_Subtest1	4.150	4.670
HSUPA_Low_Subtest1	4.150	4.700
HSUPA_Middle_Subtest1	4.150	4.690
HSUPA_High_Subtest1	4.160	4.690

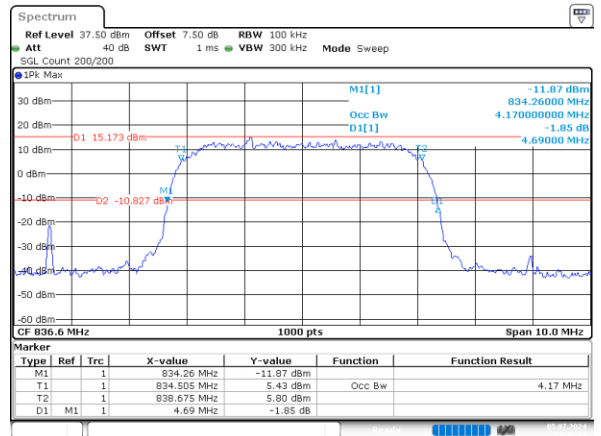
Band 5 , Normal

R99_Low 4.140MHz



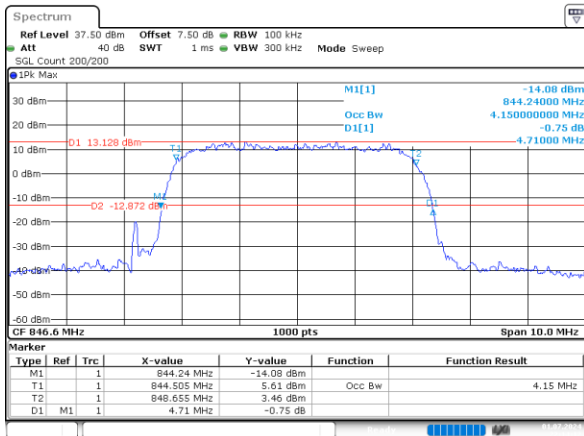
ProjectNo.:2402U82788E-RF Tester:Karl Liang
Date: 1.JUL.2024 22:12:09

R99_Middle 4.170MHz



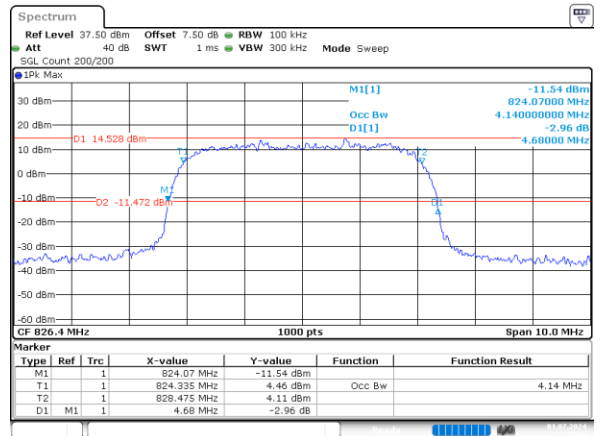
ProjectNo.:2402U82788E-RF Tester:Karl Liang
Date: 5.JUL.2024 23:40:14

R99_High 4.150MHz



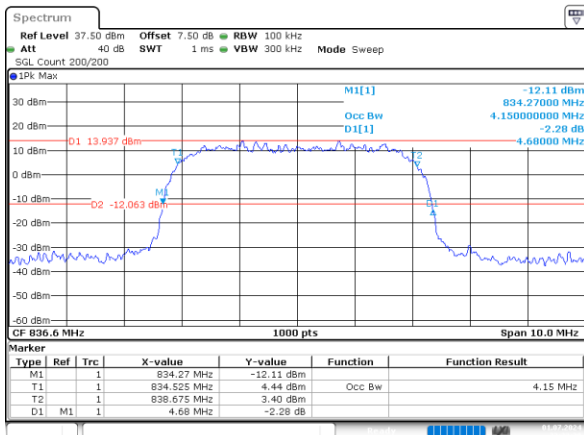
ProjectNo.:2402U82788E-RF Tester:Karl Liang
Date: 1.JUL.2024 22:14:12

HSDPA_Low_Subtest1 4.140MHz



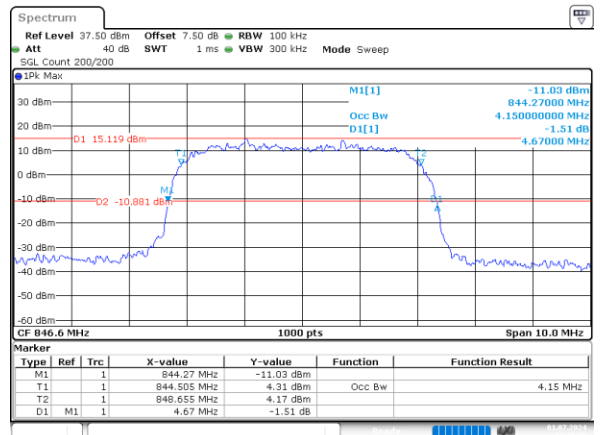
ProjectNo.:2402U82788E-RF Tester:Karl Liang
Date: 1.JUL.2024 22:15:57

HSDPA_Middle_Subtest1 4.150MHz



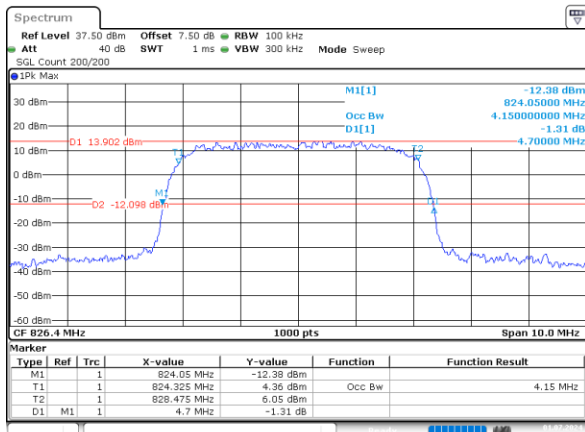
ProjectNo.:2402U82788E-RF Tester:Karl Liang
Date: 1.JUL.2024 22:23:39

HSDPA_High_Subtest1 4.150MHz



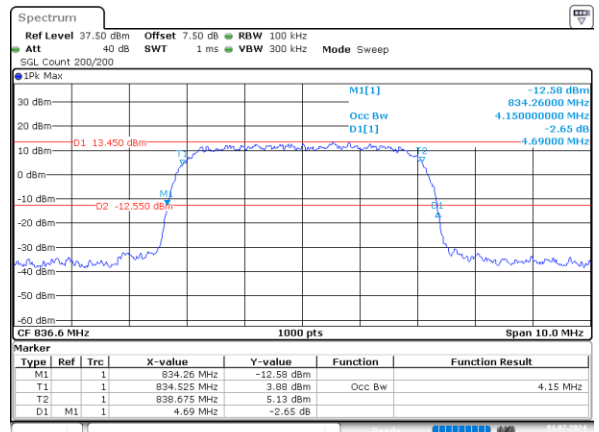
ProjectNo.:2402U82788E-RF Tester:Karl Liang
Date: 1.JUL.2024 22:29:37

HSUPA_Low_Subtest1 4.150MHz



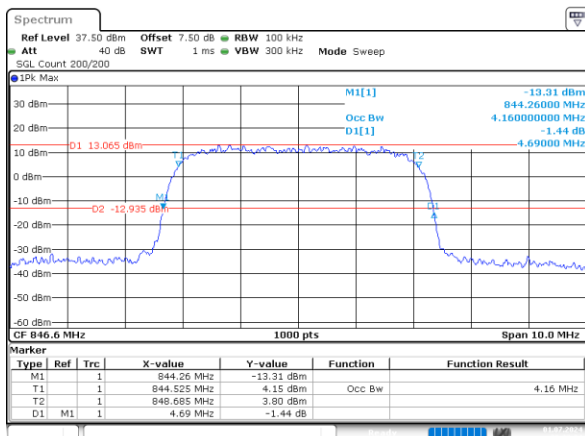
ProjectNo.:2402U82788E-RF Tester:Karl Liang
Date: 1.JUL.2024 22:30:29

HSUPA_Middle_Subtest1 4.150MHz



ProjectNo.:2402U82788E-RF Tester:Karl Liang
Date: 1.JUL.2024 22:31:36

HSUPA_High_Subtest1 4.160MHz



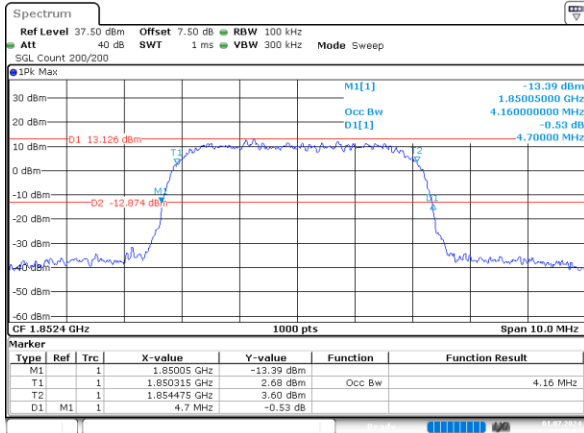
ProjectNo.:2402U82788E-RF Tester:Karl Liang
Date: 1.JUL.2024 22:32:34

FCC Part 24E**Band 2 , Normal**

Mode	99% OBW (MHz)	EBW (MHz)
R99_Low	4.160	4.700
R99_Middle	4.150	4.660
R99_High	4.160	4.700
HSDPA_Low_Subtest1	4.170	4.730
HSDPA_Middle_Subtest1	4.150	4.660
HSDPA_High_Subtest1	4.160	4.700
HSUPA_Low_Subtest1	4.180	4.670
HSUPA_Middle_Subtest1	4.160	4.700
HSUPA_High_Subtest1	4.160	4.690

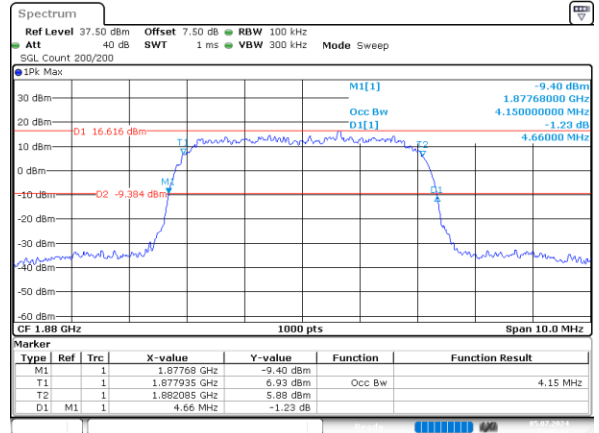
Band 2 , Normal

R99_Low 4.160MHz



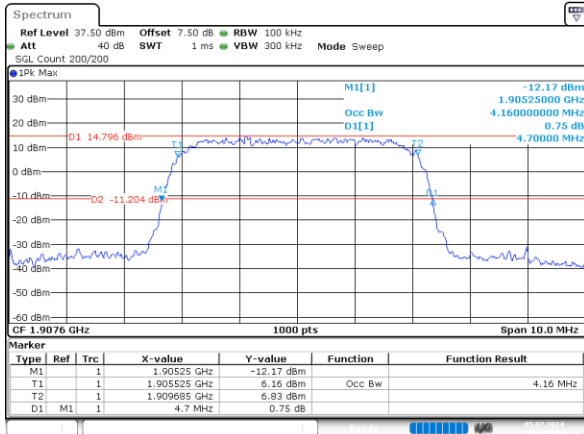
ProjectNo.:2402U82788E-RF Tester:Karl Liang
Date: 1.JUL.2024 22:00:04

R99_Middle 4.150MHz



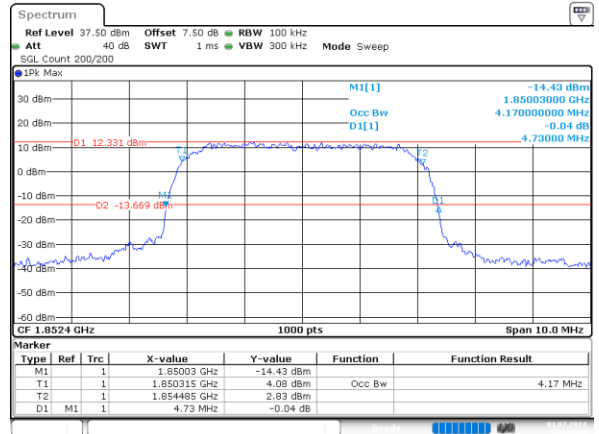
ProjectNo.:2402U82788E-RF Tester:Karl Liang
Date: 5.JUL.2024 13:46:42

R99_High 4.160MHz



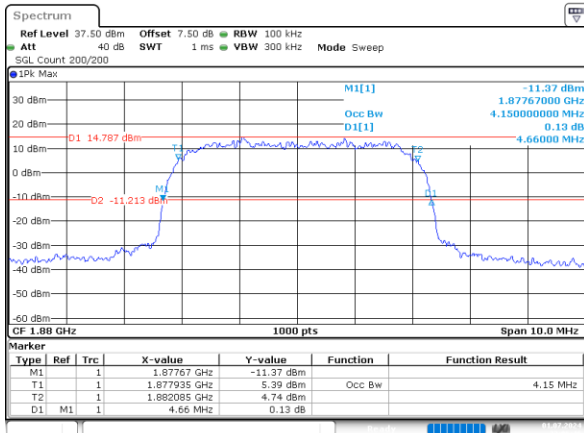
ProjectNo.:2402U82788E-RF Tester:Karl Liang
Date: 5.JUL.2024 13:47:53

HSDPA_Low_Subtest1 4.170MHz



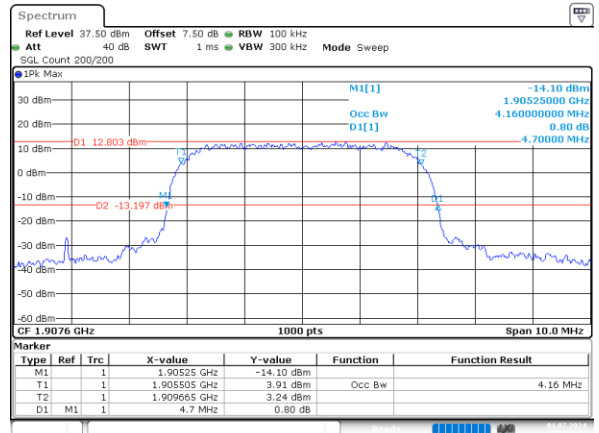
ProjectNo.:2402U82788E-RF Tester:Karl Liang
Date: 1.JUL.2024 22:05:09

HSDPA_Middle_Subtest1 4.150MHz



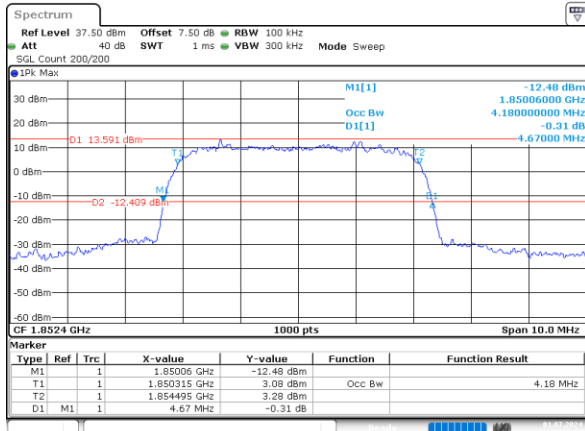
ProjectNo.:2402U82788E-RF Tester:Karl Liang
Date: 1.JUL.2024 22:06:47

HSDPA_High_Subtest1 4.160MHz



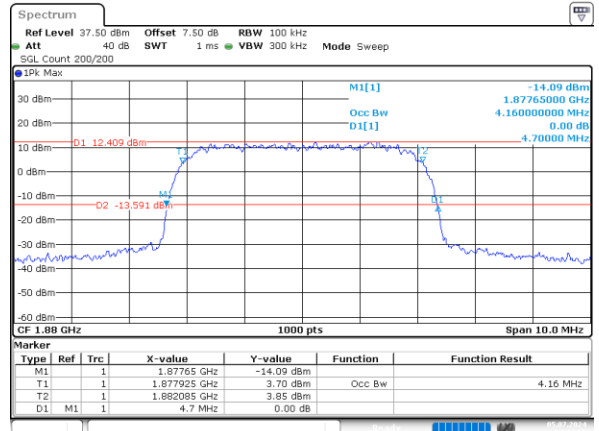
ProjectNo.:2402U82788E-RF Tester:Karl Liang
Date: 1.JUL.2024 22:08:27

HSUPA_Low_Subtest1 4.180MHz



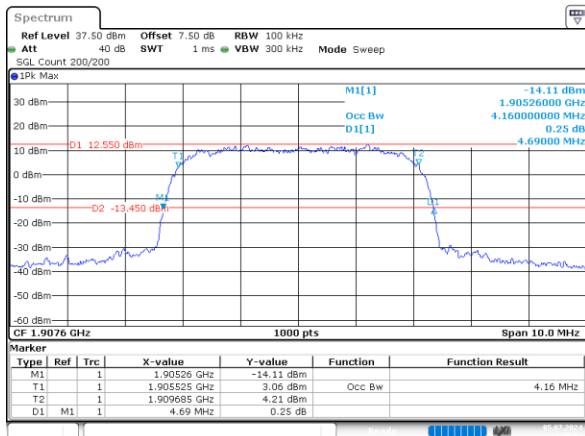
ProjectNo.:2402U82788E-RF Tester:Karl Liang
Date: 1.JUL.2024 22:09:18

HSUPA_Middle_Subtest1 4.160MHz



ProjectNo.:2402U82788E-RF Tester:Karl Liang
Date: 5.JUL.2024 23:38:01

HSUPA_High_Subtest1 4.160MHz



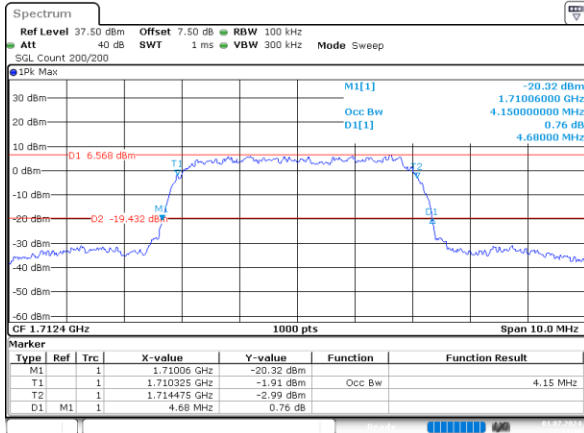
ProjectNo.:2402U82788E-RF Tester:Karl Liang
Date: 5.JUL.2024 23:39:02

FCC Part 27**Band 4 , Normal**

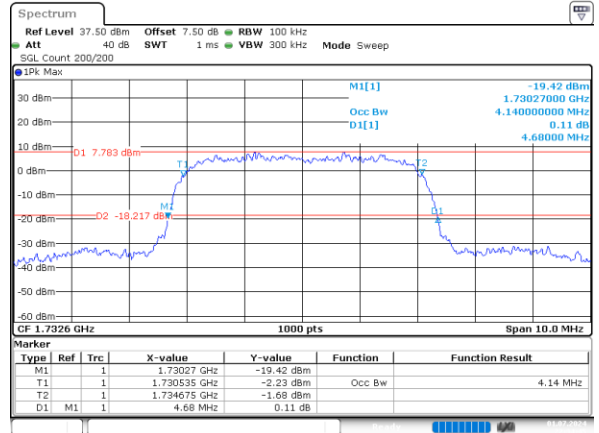
Mode	99% OBW (MHz)	EBW (MHz)
R99_Low	4.150	4.680
R99_Middle	4.140	4.680
R99_High	4.150	4.690
HSDPA_Low_Subtest1	4.170	4.700
HSDPA_Middle_Subtest1	4.180	4.750
HSDPA_High_Subtest1	4.200	4.740
HSUPA_Low_Subtest1	4.170	4.720
HSUPA_Middle_Subtest1	4.170	4.720
HSUPA_High_Subtest1	4.180	4.730

Band 4 , Normal

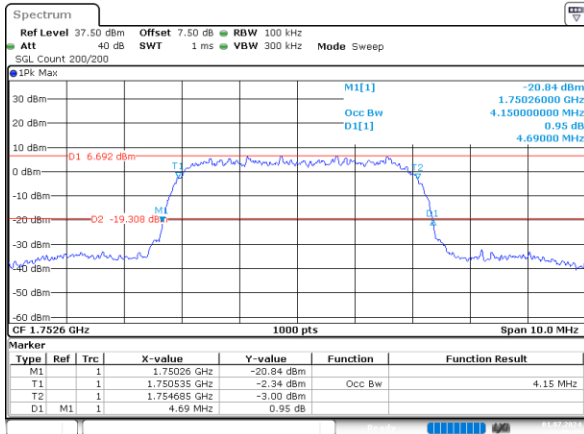
R99_Low 4.150MHz



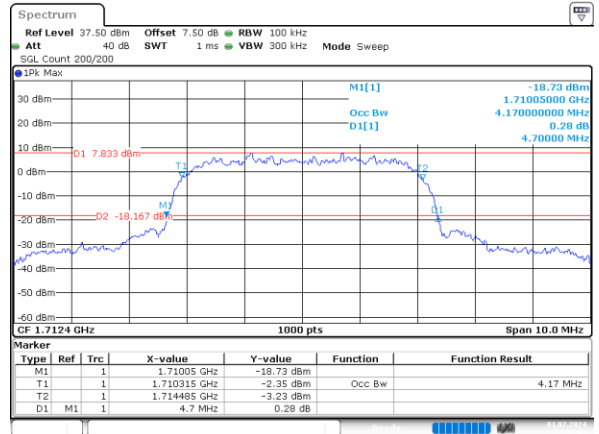
R99_Middle 4.140MHz



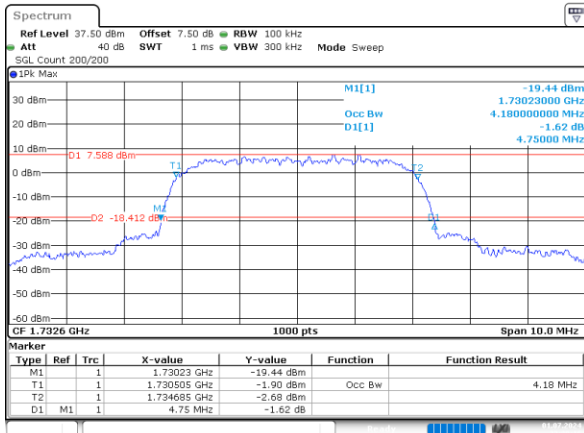
R99_High 4.150MHz



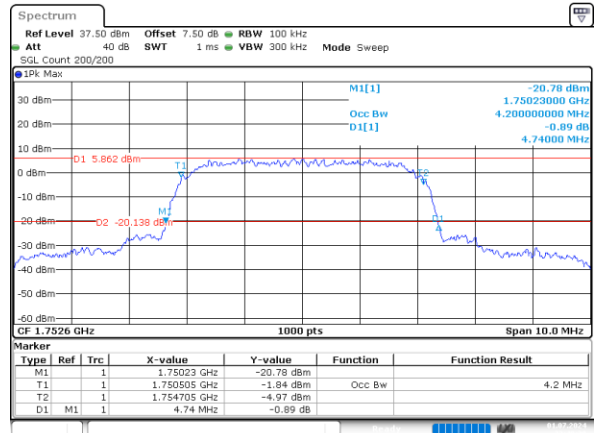
HSDPA_Low_Subtest1 4.170MHz



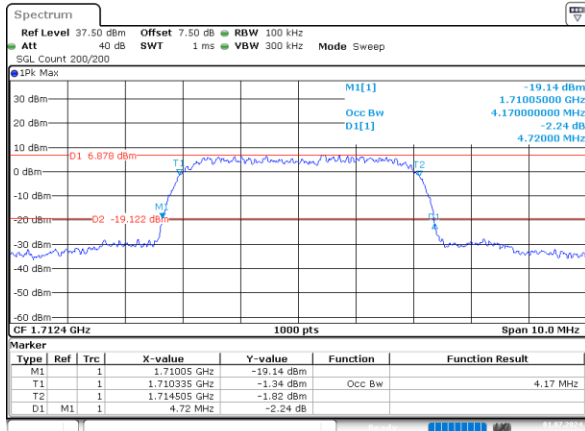
HSDPA_Middle_Subtest1 4.180MHz



HSDPA_High_Subtest1 4.200MHz

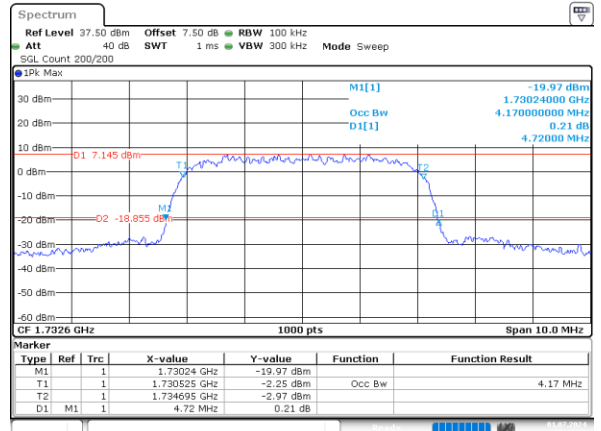


HSUPA_Low_Subtest1 4.170MHz



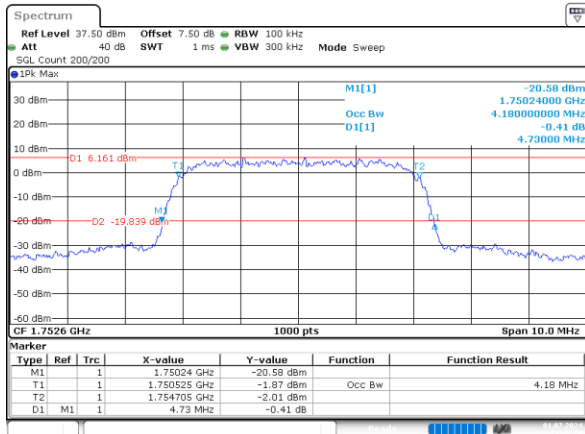
ProjectNo.:2402U82788E-RF Tester:Karl Liang
Date: 1.JUL.2024 22:41:30

HSUPA_Middle_Subtest1 4.170MHz



ProjectNo.:2402U82788E-RF Tester:Karl Liang
Date: 1.JUL.2024 22:42:35

HSUPA_High_Subtest1 4.180MHz



ProjectNo.:2402U82788E-RF Tester:Karl Liang
Date: 1.JUL.2024 22:43:28

RF Output Power**FCC Part 22H****Band 5 , Normal**

Mode	Conducted Power (dBm)	ERP (dBm)	Limit (dBm)	Result
R99_Low	21.02	10.590	38.45	Pass
R99_Middle	21.13	10.700	38.45	Pass
R99_High	21.06	10.630	38.45	Pass
HSDPA_Low_Subtest1	19.45	9.020	38.45	Pass
HSDPA_Low_Subtest2	19.63	9.200	38.45	Pass
HSDPA_Low_Subtest3	19.37	8.940	38.45	Pass
HSDPA_Low_Subtest4	19.26	8.830	38.45	Pass
HSDPA_Middle_Subtest1	19.37	8.940	38.45	Pass
HSDPA_Middle_Subtest2	20.43	10.000	38.45	Pass
HSDPA_Middle_Subtest3	19.65	9.220	38.45	Pass
HSDPA_Middle_Subtest4	20.17	9.740	38.45	Pass
HSDPA_High_Subtest1	19.03	8.600	38.45	Pass
HSDPA_High_Subtest2	19.25	8.820	38.45	Pass
HSDPA_High_Subtest3	19.11	8.680	38.45	Pass
HSDPA_High_Subtest4	20.01	9.580	38.45	Pass
HSUPA_Low_Subtest1	20.55	10.120	38.45	Pass
HSUPA_Low_Subtest2	20.53	10.100	38.45	Pass
HSUPA_Low_Subtest3	20.49	10.060	38.45	Pass
HSUPA_Low_Subtest4	20.53	10.100	38.45	Pass
HSUPA_Low_Subtest5	20.53	10.100	38.45	Pass
HSUPA_Middle_Subtest1	20.29	9.860	38.45	Pass
HSUPA_Middle_Subtest2	20.31	9.880	38.45	Pass
HSUPA_Middle_Subtest3	20.28	9.850	38.45	Pass
HSUPA_Middle_Subtest4	20.29	9.860	38.45	Pass
HSUPA_Middle_Subtest5	20.34	9.910	38.45	Pass
HSUPA_High_Subtest1	20.17	9.740	38.45	Pass
HSUPA_High_Subtest2	20.21	9.780	38.45	Pass
HSUPA_High_Subtest3	20.21	9.780	38.45	Pass
HSUPA_High_Subtest4	20.27	9.840	38.45	Pass
HSUPA_High_Subtest5	20.16	9.730	38.45	Pass

Mode	Conducted Power (dBm)	ERP (dBm)	Limit (dBm)	Result
HSPA+_Low_Subtest1	20.48	10.050	38.45	Pass
HSPA+_Middle_Subtest1	20.57	10.140	38.45	Pass
HSPA+_High_Subtest1	20.52	10.090	38.45	Pass
DC-HSDPA_Low_Subtest1	20.46	10.030	38.45	Pass
DC-HSDPA_Low_Subtest2	20.67	10.240	38.45	Pass
DC-HSDPA_Low_Subtest3	20.57	10.140	38.45	Pass
DC-HSDPA_Low_Subtest4	20.47	10.040	38.45	Pass
DC-HSDPA_Middle_Subtest1	20.45	10.020	38.45	Pass
DC-HSDPA_Middle_Subtest2	20.49	10.060	38.45	Pass
DC-HSDPA_Middle_Subtest3	20.53	10.100	38.45	Pass
DC-HSDPA_Middle_Subtest4	20.57	10.140	38.45	Pass
DC-HSDPA_High_Subtest1	20.61	10.180	38.45	Pass
DC-HSDPA_High_Subtest2	20.63	10.200	38.45	Pass
DC-HSDPA_High_Subtest3	20.59	10.160	38.45	Pass
DC-HSDPA_High_Subtest4	20.54	10.110	38.45	Pass

Note:

$$\text{ERP} = \text{Conducted Power(dBm)} - L_c(\text{dB}) + G_T(\text{dBd})$$

$$G_T(\text{dBd}) = G_T(\text{dBi}) - 2.15$$

$$1. \text{Ant Gain} = -8.28\text{dBi};$$

$$2. C_L = \text{signal attenuation in the connecting cable between the transmitter and antenna in 0dB}$$

FCC Part 24E**Band 2 , Normal**

Mode	Conducted Power (dBm)	EIRP (dBm)	Limit (dBm)	Result
R99_Low	21.45	18.950	33	Pass
R99_Middle	21.46	18.960	33	Pass
R99_High	21.49	18.990	33	Pass
HSDPA_Low_Subtest1	19.86	17.360	33	Pass
HSDPA_Low_Subtest2	19.77	17.270	33	Pass
HSDPA_Low_Subtest3	19.16	16.660	33	Pass
HSDPA_Low_Subtest4	19.65	17.150	33	Pass
HSDPA_Middle_Subtest1	19.56	17.060	33	Pass
HSDPA_Middle_Subtest2	20.50	18.000	33	Pass
HSDPA_Middle_Subtest3	19.40	16.900	33	Pass
HSDPA_Middle_Subtest4	19.89	17.390	33	Pass
HSDPA_High_Subtest1	19.87	17.370	33	Pass
HSDPA_High_Subtest2	20.28	17.780	33	Pass
HSDPA_High_Subtest3	19.23	16.730	33	Pass
HSDPA_High_Subtest4	19.69	17.190	33	Pass
HSUPA_Low_Subtest1	20.07	17.570	33	Pass
HSUPA_Low_Subtest2	20.10	17.600	33	Pass
HSUPA_Low_Subtest3	20.01	17.510	33	Pass
HSUPA_Low_Subtest4	20.07	17.570	33	Pass
HSUPA_Low_Subtest5	20.06	17.560	33	Pass
HSUPA_Middle_Subtest1	20.37	17.870	33	Pass
HSUPA_Middle_Subtest2	20.37	17.870	33	Pass
HSUPA_Middle_Subtest3	20.41	17.910	33	Pass
HSUPA_Middle_Subtest4	20.41	17.910	33	Pass
HSUPA_Middle_Subtest5	20.37	17.870	33	Pass
HSUPA_High_Subtest1	20.12	17.620	33	Pass
HSUPA_High_Subtest2	20.17	17.670	33	Pass
HSUPA_High_Subtest3	20.11	17.610	33	Pass
HSUPA_High_Subtest4	20.14	17.640	33	Pass
HSUPA_High_Subtest5	20.10	17.600	33	Pass
HSPA+_Low_Subtest1	20.13	17.630	33	Pass

Mode	Conducted Power (dBm)	EIRP (dBm)	Limit (dBm)	Result
HSPA+_Middle_Subtest1	19.94	17.440	33	Pass
HSPA+_High_Subtest1	20.17	17.670	33	Pass
DC-HSDPA_Low_Subtest1	19.94	17.440	33	Pass
DC-HSDPA_Low_Subtest2	19.27	16.770	33	Pass
DC-HSDPA_Low_Subtest3	20.07	17.570	33	Pass
DC-HSDPA_Low_Subtest4	20.04	17.540	33	Pass
DC-HSDPA_Middle_Subtest1	20.19	17.690	33	Pass
DC-HSDPA_Middle_Subtest2	20.07	17.570	33	Pass
DC-HSDPA_Middle_Subtest3	20.27	17.770	33	Pass
DC-HSDPA_Middle_Subtest4	20.21	17.710	33	Pass
DC-HSDPA_High_Subtest1	19.95	17.450	33	Pass
DC-HSDPA_High_Subtest2	19.89	17.390	33	Pass
DC-HSDPA_High_Subtest3	20.07	17.570	33	Pass
DC-HSDPA_High_Subtest4	20.01	17.510	33	Pass

Note:

EIRP = Conducted Power(dBm) - L_C(dB) + G_T(dBd)

1.Ant Gain = -2.3dB_i;

2.C_L = signal attenuation in the connecting cable between the transmitter and antenna in 0.2dB

FCC Part 27

Band 4 , Normal

Mode	Conducted Power (dBm)	EIRP (dBm)	Limit (dBm)	Result
R99_Low	16.27	13.470	30	Pass
R99_Middle	16.47	13.670	30	Pass
R99_High	15.99	13.190	30	Pass
HSDPA_Low_Subtest1	15.26	12.460	30	Pass
HSDPA_Low_Subtest2	15.73	12.930	30	Pass
HSDPA_Low_Subtest3	15.72	12.920	30	Pass
HSDPA_Low_Subtest4	15.71	12.910	30	Pass
HSDPA_Middle_Subtest1	15.31	12.510	30	Pass
HSDPA_Middle_Subtest2	15.97	13.170	30	Pass
HSDPA_Middle_Subtest3	15.97	13.170	30	Pass
HSDPA_Middle_Subtest4	16.02	13.220	30	Pass
HSDPA_High_Subtest1	15.07	12.270	30	Pass
HSDPA_High_Subtest2	15.60	12.800	30	Pass
HSDPA_High_Subtest3	15.35	12.550	30	Pass
HSDPA_High_Subtest4	15.23	12.430	30	Pass
HSUPA_Low_Subtest1	15.88	13.080	30	Pass
HSUPA_Low_Subtest2	15.83	13.030	30	Pass
HSUPA_Low_Subtest3	15.82	13.020	30	Pass
HSUPA_Low_Subtest4	15.82	13.020	30	Pass
HSUPA_Low_Subtest5	15.82	13.020	30	Pass
HSUPA_Middle_Subtest1	15.99	13.190	30	Pass
HSUPA_Middle_Subtest2	15.98	13.180	30	Pass
HSUPA_Middle_Subtest3	15.98	13.180	30	Pass
HSUPA_Middle_Subtest4	15.97	13.170	30	Pass
HSUPA_Middle_Subtest5	15.98	13.180	30	Pass
HSUPA_High_Subtest1	15.49	12.690	30	Pass
HSUPA_High_Subtest2	15.48	12.680	30	Pass
HSUPA_High_Subtest3	15.50	12.700	30	Pass
HSUPA_High_Subtest4	15.52	12.720	30	Pass
HSUPA_High_Subtest5	15.49	12.690	30	Pass
HSPA+_Low_Subtest1	15.23	12.430	30	Pass

Mode	Conducted Power (dBm)	EIRP (dBm)	Limit (dBm)	Result
HSPA+_Middle_Subtest1	15.34	12.540	30	Pass
HSPA+_High_Subtest1	15.28	12.480	30	Pass
DC-HSDPA_Low_Subtest1	15.34	12.540	30	Pass
DC-HSDPA_Low_Subtest2	15.42	12.620	30	Pass
DC-HSDPA_Low_Subtest3	15.38	12.580	30	Pass
DC-HSDPA_Low_Subtest4	15.38	12.580	30	Pass
DC-HSDPA_Middle_Subtest1	15.32	12.520	30	Pass
DC-HSDPA_Middle_Subtest2	15.37	12.570	30	Pass
DC-HSDPA_Middle_Subtest3	15.42	12.620	30	Pass
DC-HSDPA_Middle_Subtest4	15.39	12.590	30	Pass
DC-HSDPA_High_Subtest1	15.42	12.620	30	Pass
DC-HSDPA_High_Subtest2	15.17	12.370	30	Pass
DC-HSDPA_High_Subtest3	15.29	12.490	30	Pass
DC-HSDPA_High_Subtest4	15.16	12.360	30	Pass

Note:

$$\text{EIRP} = \text{Conducted Power(dBm)} - L_C(\text{dB}) + G_T(\text{dBd})$$

1.Ant Gain = -2.6dBi;

2.C_L = signal attenuation in the connecting cable between the transmitter and antenna in 0.2dB

Peak-to-average Ratio(PAR)**FCC Part 22H****Band 5 , Normal**

Mode	Value (dB)	Limit (dB)
R99_Low	3.16	13
R99_Middle	3.10	13
R99_High	2.99	13
HSDPA_Low_Subtest1	3.74	13
HSDPA_Middle_Subtest1	3.77	13
HSDPA_High_Subtest1	3.88	13
HSUPA_Low_Subtest1	5.07	13
HSUPA_Middle_Subtest1	5.07	13
HSUPA_High_Subtest1	4.87	13

FCC Part 24E**Band 2 , Normal**

Mode	Value (dB)	Limit (dB)
R99_Low	3.48	13
R99_Middle	4.55	13
R99_High	4.58	13
HSDPA_Low_Subtest1	3.86	13
HSDPA_Middle_Subtest1	3.33	13
HSDPA_High_Subtest1	3.80	13
HSUPA_Low_Subtest1	5.19	13
HSUPA_Middle_Subtest1	4.93	13
HSUPA_High_Subtest1	4.90	13

FCC Part 27**Band 4 , Normal**

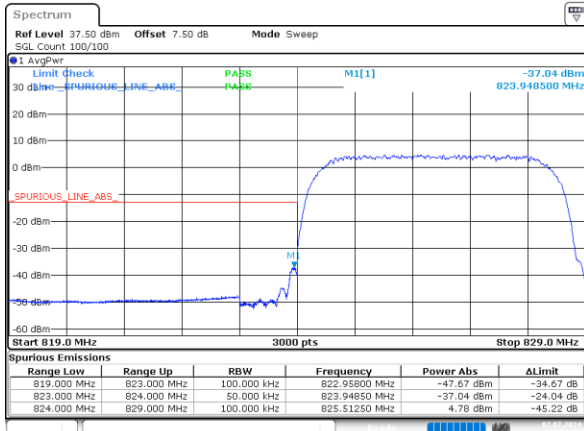
Mode	Value (dB)	Limit (dB)
R99_Low	3.33	13
R99_Middle	3.25	13
R99_High	3.28	13
HSDPA_Low_Subtest1	4	13
HSDPA_Middle_Subtest1	5.22	13
HSDPA_High_Subtest1	3.91	13
HSUPA_Low_Subtest1	5.36	13
HSUPA_Middle_Subtest1	4.64	13
HSUPA_High_Subtest1	4.61	13

Out of band emission,Band Edge

FCC Part 22H

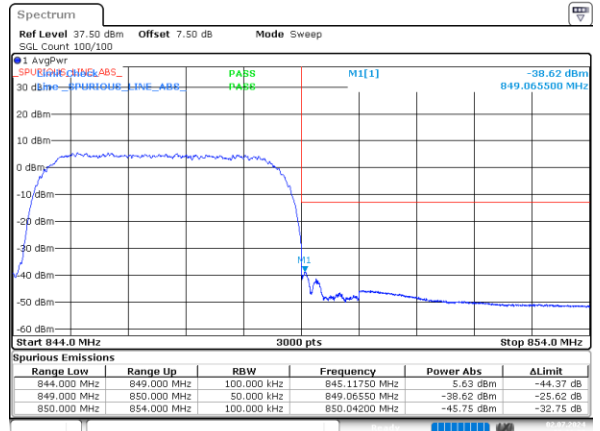
Band 5 , Normal

R99_Low



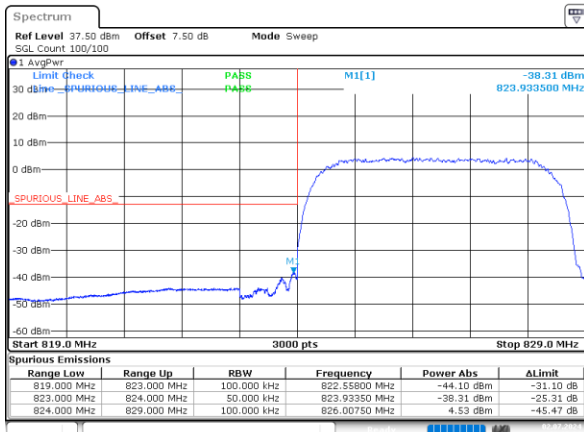
ProjectNo.:2402U82788E-RF Tester:Karl Liang
Date: 2.JUL.2024 00:13:15

R99_High



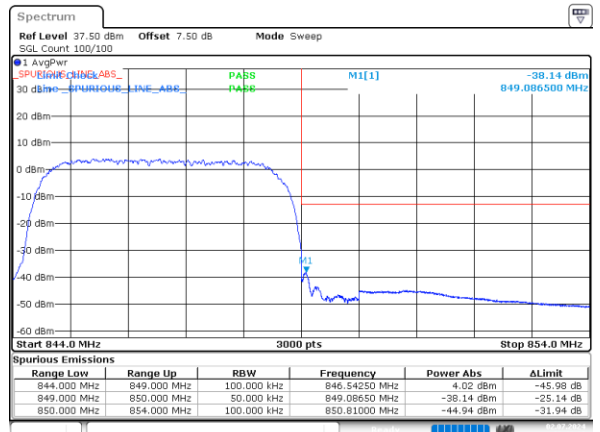
ProjectNo.:2402U82788E-RF Tester:Karl Liang
Date: 2.JUL.2024 00:13:31

HSDPA_Low_Subtest1



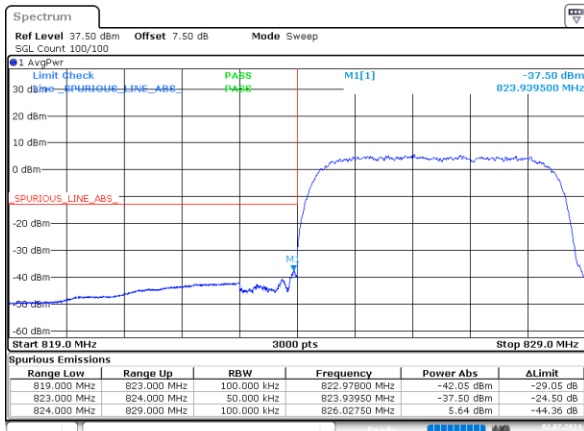
ProjectNo.:2402U82788E-RF Tester:Karl Liang
Date: 2.JUL.2024 00:17:30

HSDPA_High_Subtest1



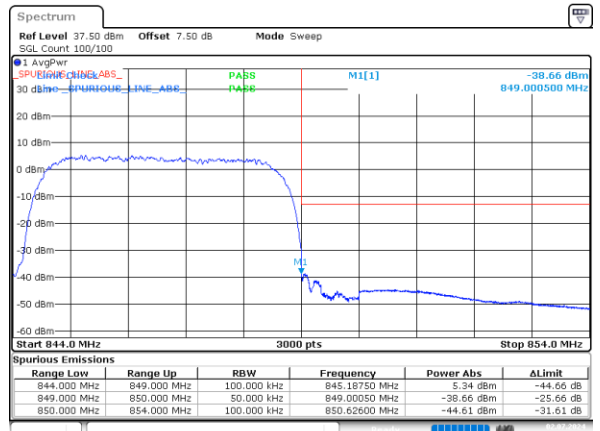
ProjectNo.:2402U82788E-RF Tester:Karl Liang
Date: 2.JUL.2024 00:14:13

HSUPA_Low_Subtest1



ProjectNo.:2402U82788E-RF Tester:Karl Liang
Date: 2.JUL.2024 00:14:16

HSUPA_High_Subtest1

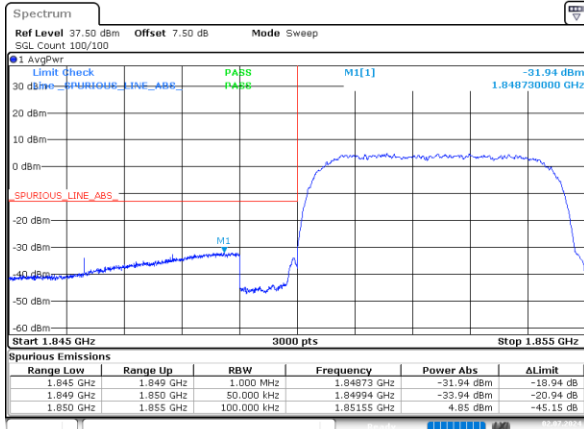


ProjectNo.:2402U82788E-RF Tester:Karl Liang
Date: 2.JUL.2024 00:14:27

FCC Part 24E

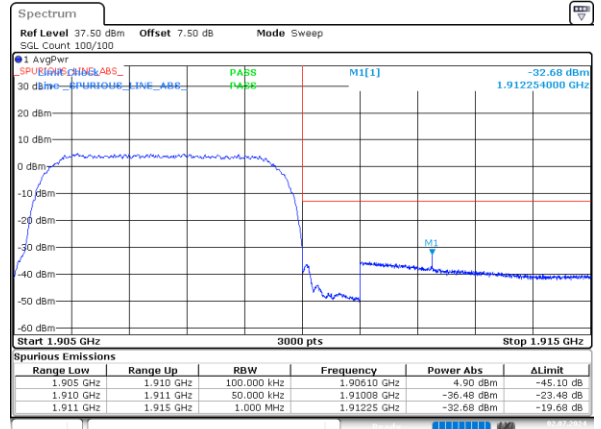
Band 2 , Normal

R99_Low



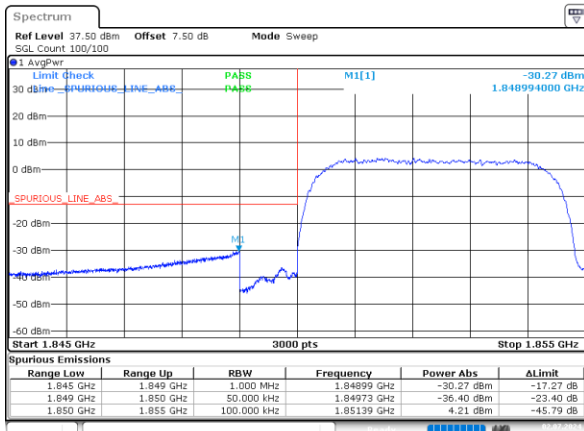
ProjectNo.:2402U82788E-RF Tester:Karl Liang
Date: 2.JUL.2024 00:16:30

R99_High



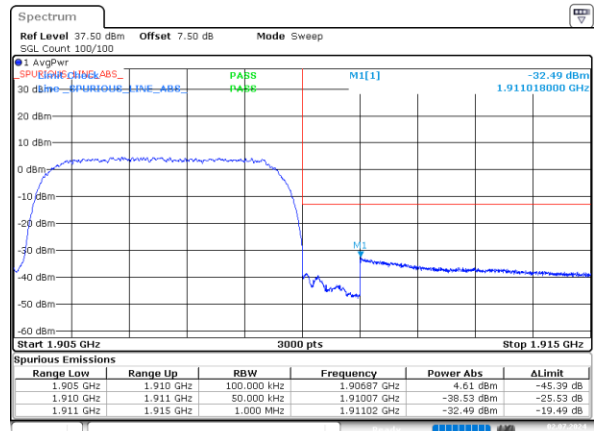
ProjectNo.:2402U82788E-RF Tester:Karl Liang
Date: 2.JUL.2024 00:17:42

HSDPA_Low_Subtest1



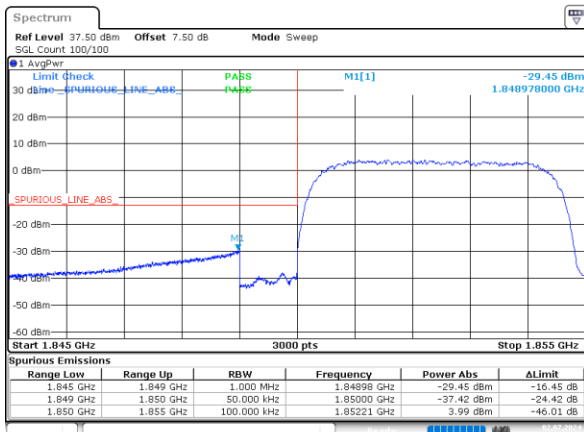
ProjectNo.:2402U82788E-RF Tester:Karl Liang
Date: 2.JUL.2024 00:18:55

HSDPA_High_Subtest1



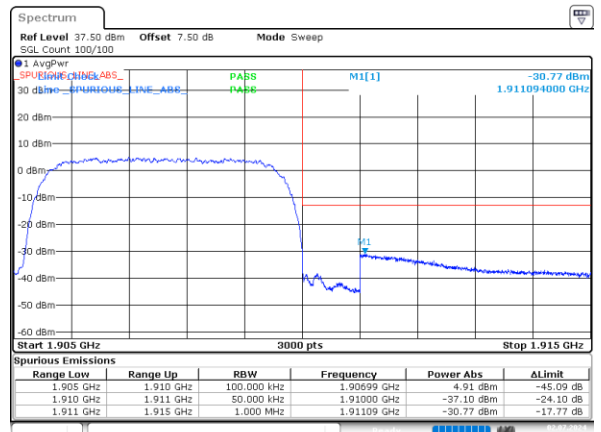
ProjectNo.:2402U82788E-RF Tester:Karl Liang
Date: 2.JUL.2024 00:26:34

HSUPA_Low_Subtest1



ProjectNo.:2402U82788E-RF Tester:Karl Liang
Date: 2.JUL.2024 00:27:31

HSUPA_High_Subtest1

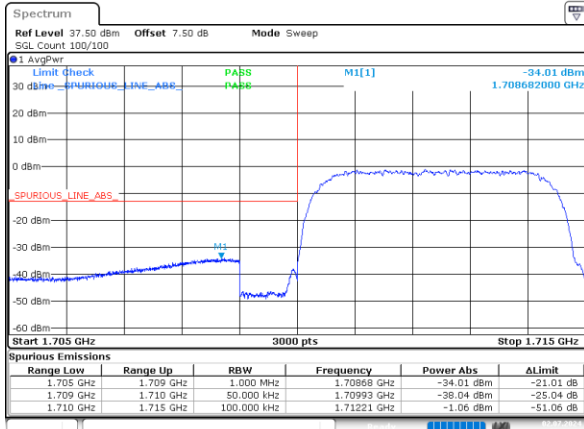


ProjectNo.:2402U82788E-RF Tester:Karl Liang
Date: 2.JUL.2024 00:28:54

FCC Part 27

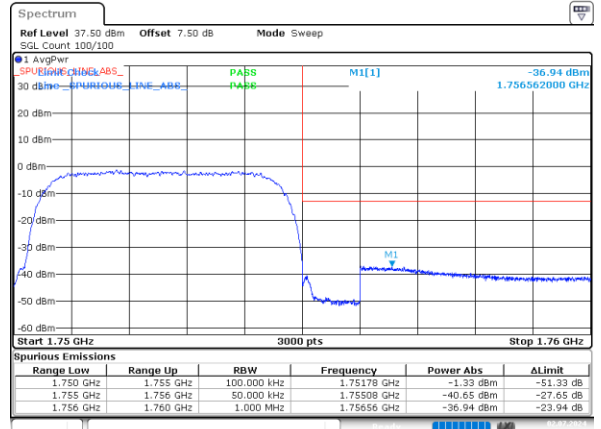
Band 4, Normal

R99_Low



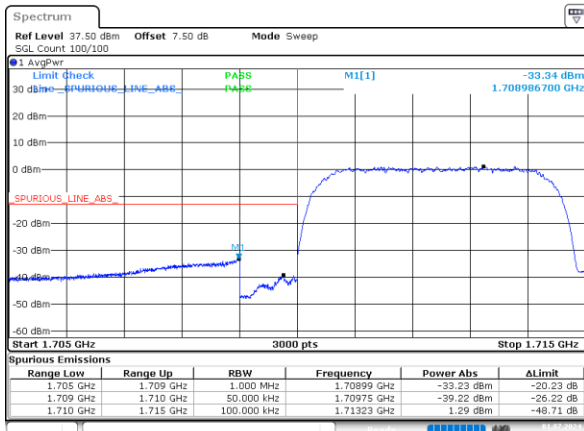
ProjectNo.:2402U82788E-RF Tester:Karl Liang
Date: 2.JUL.2024 00:44:44

R99_High



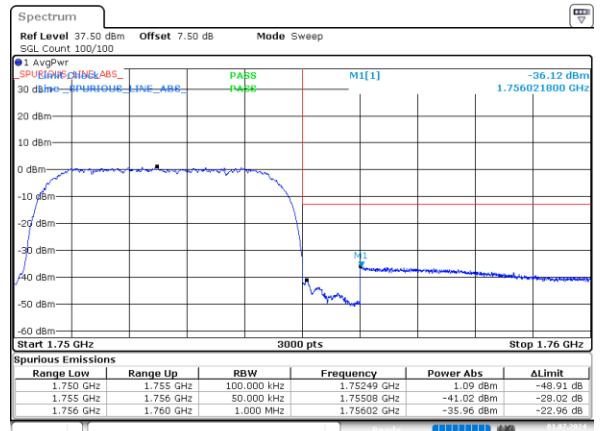
ProjectNo.:2402U82788E-RF Tester:Karl Liang
Date: 2.JUL.2024 00:45:36

HSDPA_Low_Subtest1



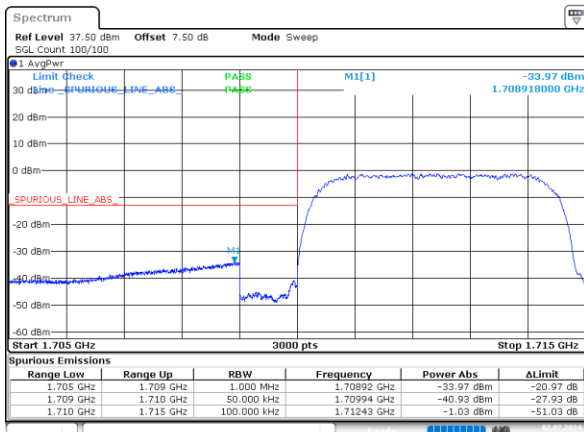
ProjectNo.:2402U82788E-RF Tester:Karl Liang
Date: 1.JUL.2024 15:06:55

HSDPA_High_Subtest1



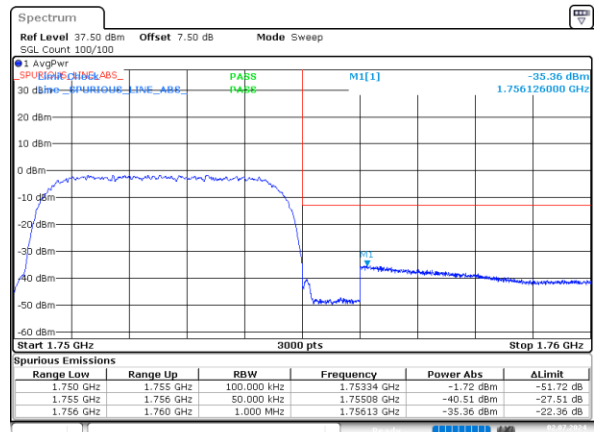
ProjectNo.:2402U82788E-RF Tester:Karl Liang
Date: 1.JUL.2024 15:10:47

HSUPA_Low_Subtest1



ProjectNo.:2402U82788E-RF Tester:Karl Liang
Date: 2.JUL.2024 00:51:51

HSUPA_High_Subtest1



ProjectNo.:2402U82788E-RF Tester:Karl Liang
Date: 2.JUL.2024 00:53:32

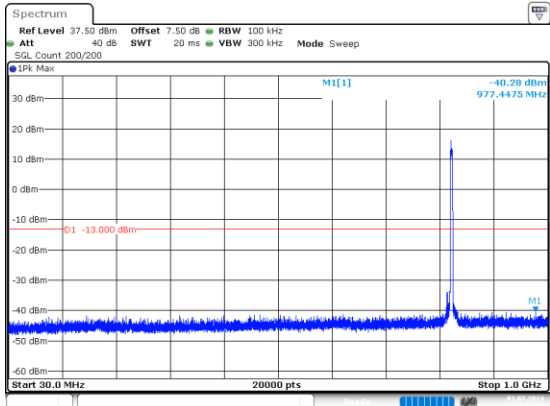
Spurious Emissions at Antenna Terminal

FCC Part 22H

Band 5, Normal

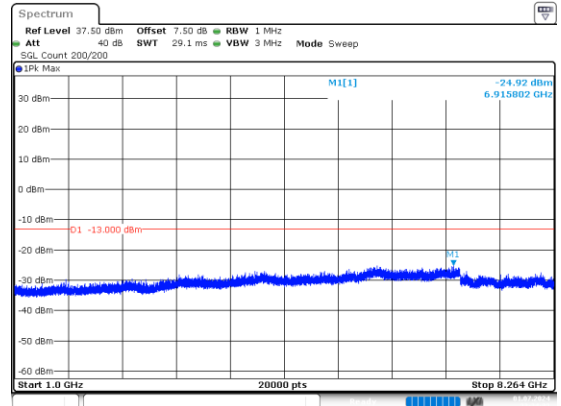
R99_Low

Below 1G



ProjectNo.:2402U82788E-RF Tester:Karl Liang
Date: 1.JUL.2024 23:24:08

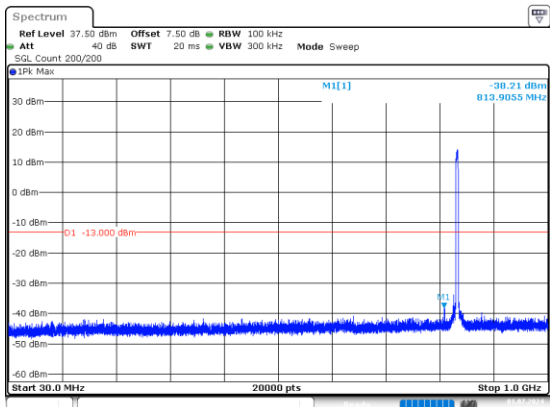
Above 1G



ProjectNo.:2402U82788E-RF Tester:Karl Liang
Date: 1.JUL.2024 23:24:33

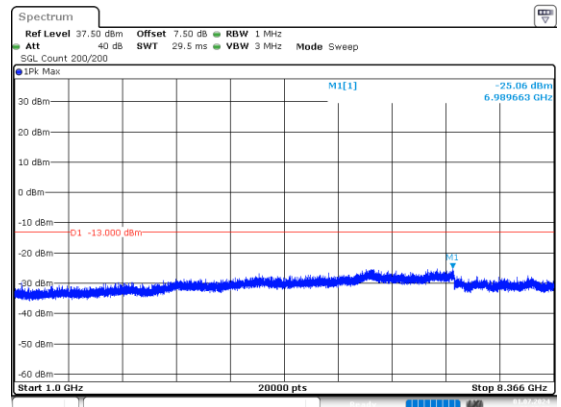
R99_Middle

Below 1G



ProjectNo.:2402U82788E-RF Tester:Karl Liang
Date: 1.JUL.2024 23:25:31

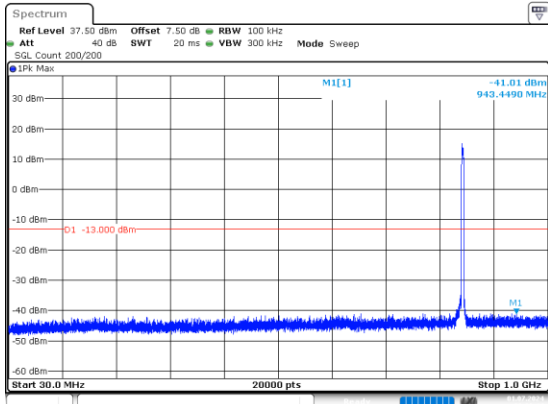
Above 1G



ProjectNo.:2402U82788E-RF Tester:Karl Liang
Date: 1.JUL.2024 23:25:56

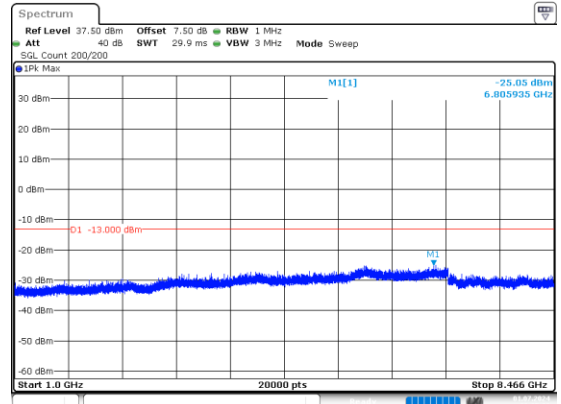
R99_High

Below 1G



ProjectNo.:2402U82788E-RF Tester:Karl Liang
Date: 1.JUL.2024 23:26:44

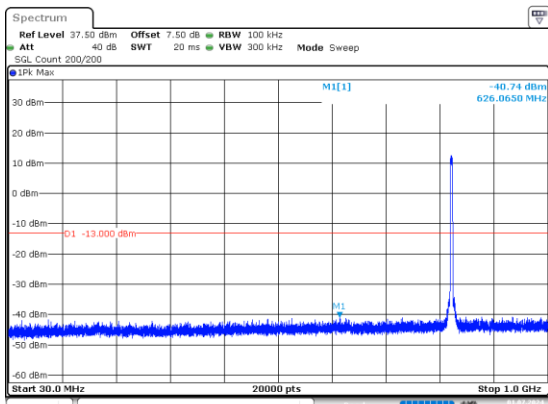
Above 1G



ProjectNo.:2402U82788E-RF Tester:Karl Liang
Date: 1.JUL.2024 23:27:08

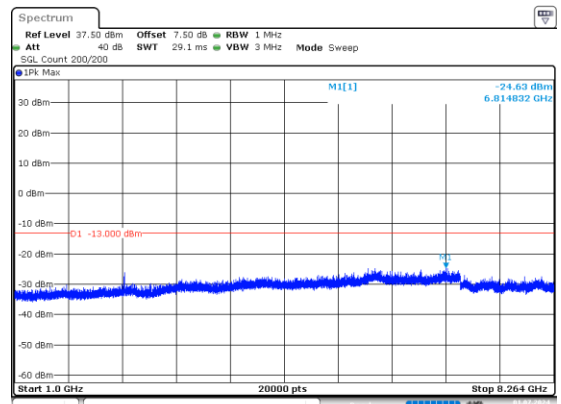
HSDPA_Low_Subtest1

Below 1G



ProjectNo.:2402U82788E-RF Tester:Karl Liang
Date: 1.JUL.2024 23:29:27

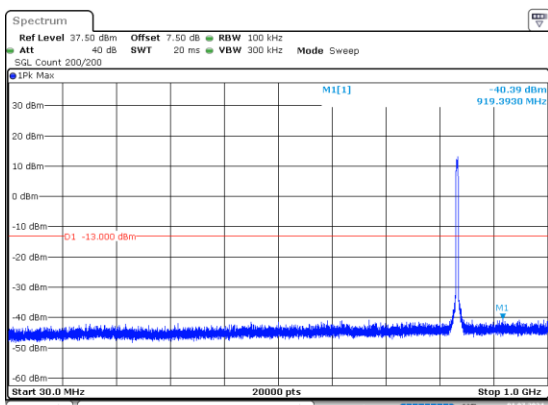
Above 1G



ProjectNo.:2402U82788E-RF Tester:Karl Liang
Date: 1.JUL.2024 23:29:50

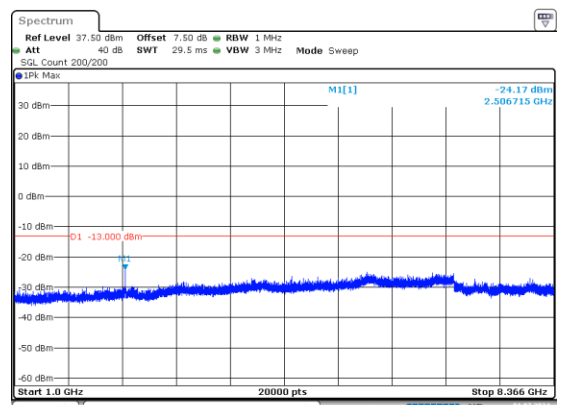
HSDPA_Middle_Subtest1

Below 1G



ProjectNo.:2402U82788E-RF Tester:Karl Liang
Date: 1.JUL.2024 23:35:14

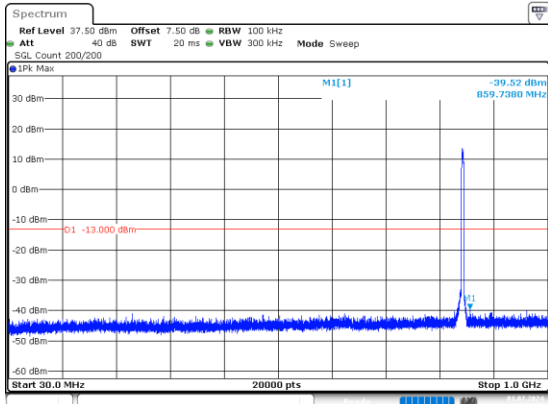
Above 1G



ProjectNo.:2402U82788E-RF Tester:Karl Liang
Date: 1.JUL.2024 23:36:19

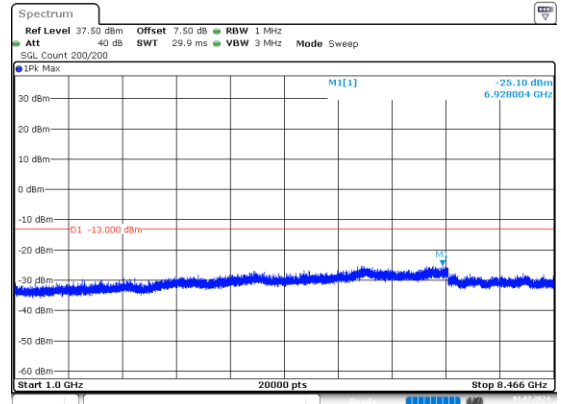
HSDPA_High_Subtest1

Below 1G



ProjectNo.:2402U82788E-RF Tester:Karl Liang
Date: 1.JUL.2024 23:38:30

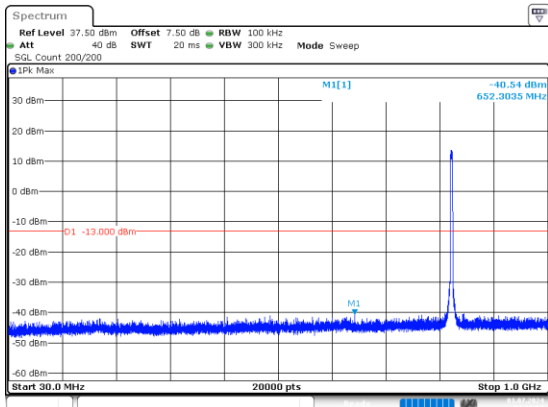
Above 1G



ProjectNo.:2402U82788E-RF Tester:Karl Liang
Date: 1.JUL.2024 23:38:54

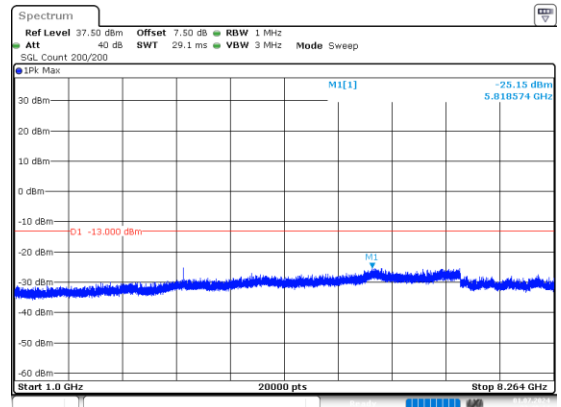
HSUPA_Low_Subtest1

Below 1G



ProjectNo.:2402U82788E-RF Tester:Karl Liang
Date: 1.JUL.2024 23:39:50

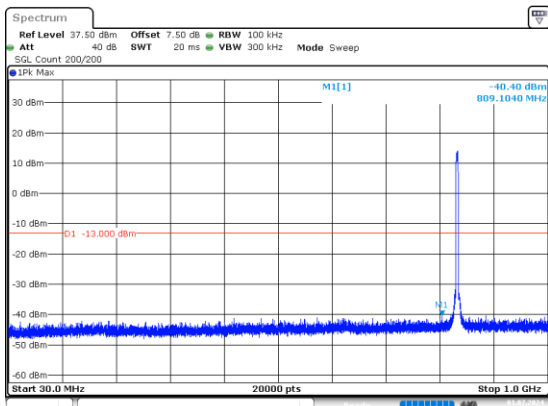
Above 1G



ProjectNo.:2402U82788E-RF Tester:Karl Liang
Date: 1.JUL.2024 23:40:14

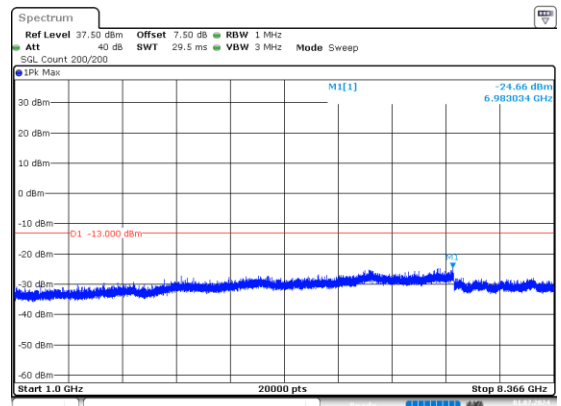
HSUPA_Middle_Subtest1

Below 1G



ProjectNo.:2402U82788E-RF Tester:Karl Liang
Date: 1.JUL.2024 23:41:02

Above 1G

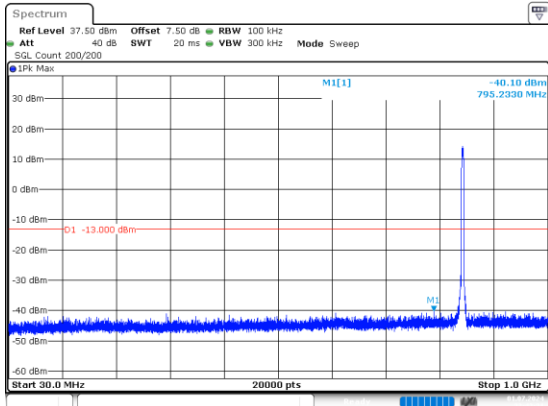


ProjectNo.:2402U82788E-RF Tester:Karl Liang
Date: 1.JUL.2024 23:41:26

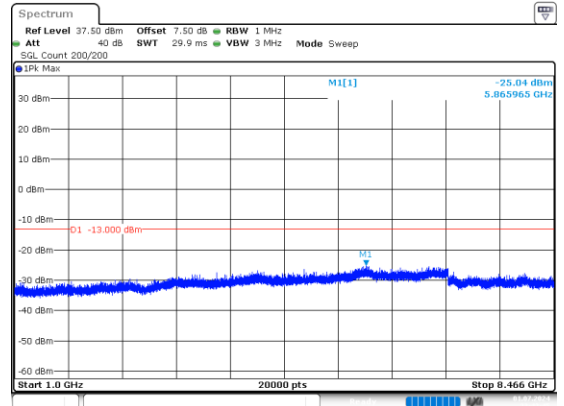
HSUPA_High_Subtest1

Below 1G

Above 1G



ProjectNo.:2402U82788E-RF Tester:Karl Liang
Date: 1.JUL.2024 23:42:21



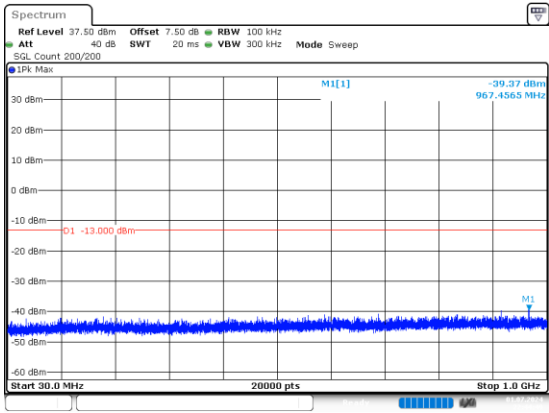
ProjectNo.:2402U82788E-RF Tester:Karl Liang
Date: 1.JUL.2024 23:42:45

FCC Part 24E

Band 2, Normal

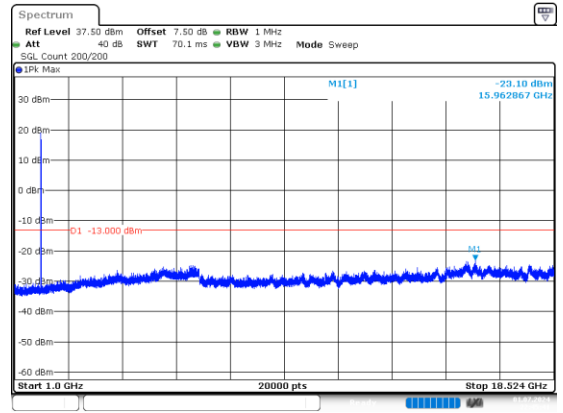
R99_Low

Below 1G



ProjectNo.:2402U82788E-RF Tester:Karl Liang
Date: 1.JUL.2024 22:44:50

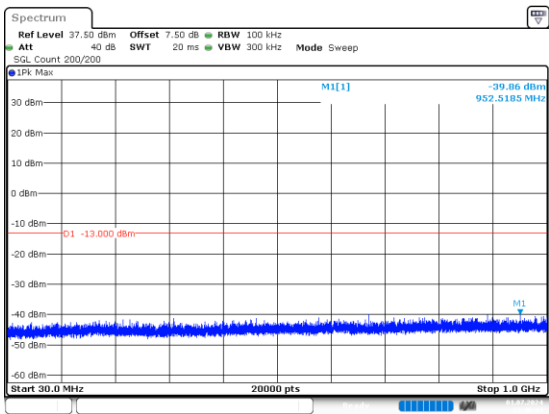
Above 1G



ProjectNo.:2402U82788E-RF Tester:Karl Liang
Date: 1.JUL.2024 22:45:42

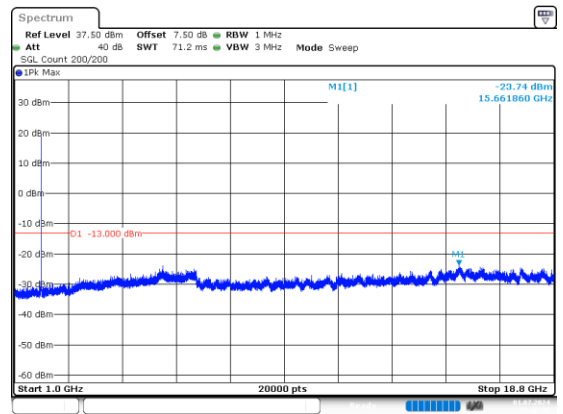
R99_Middle

Below 1G



ProjectNo.:2402U82788E-RF Tester:Karl Liang
Date: 1.JUL.2024 22:46:45

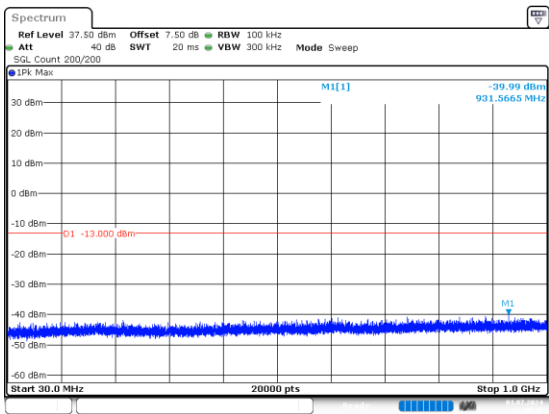
Above 1G



ProjectNo.:2402U82788E-RF Tester:Karl Liang
Date: 1.JUL.2024 22:47:39

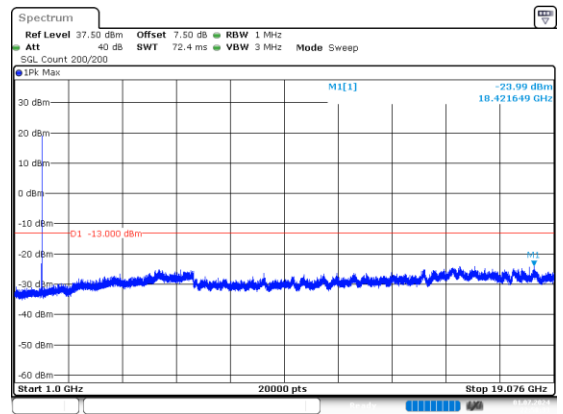
R99_High

Below 1G



ProjectNo.:2402U82788E-RF Tester:Karl Liang
Date: 1.JUL.2024 22:48:49

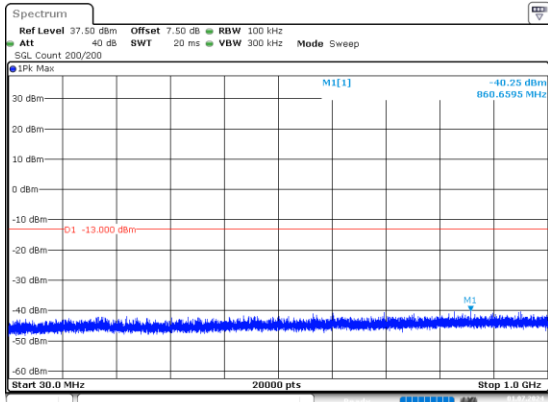
Above 1G



ProjectNo.:2402U82788E-RF Tester:Karl Liang
Date: 1.JUL.2024 22:58:34

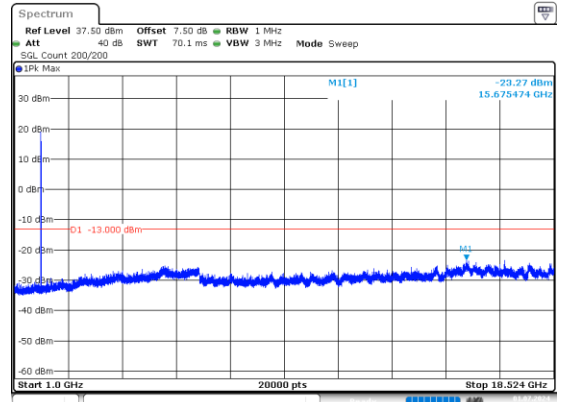
HSDPA_Low_Subtest1

Below 1G



ProjectNo.:2402U82788E-RF Tester:Karl Liang
Date: 1.JUL.2024 23:00:04

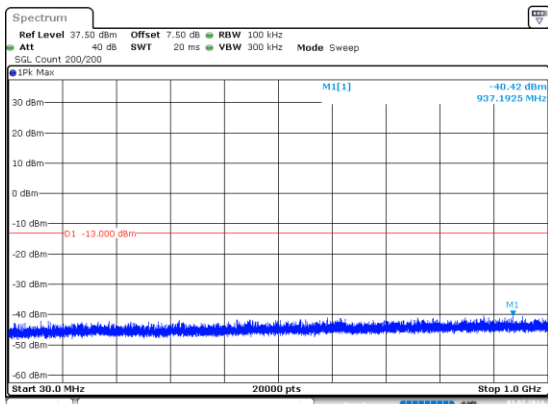
Above 1G



ProjectNo.:2402U82788E-RF Tester:Karl Liang
Date: 1.JUL.2024 23:00:16

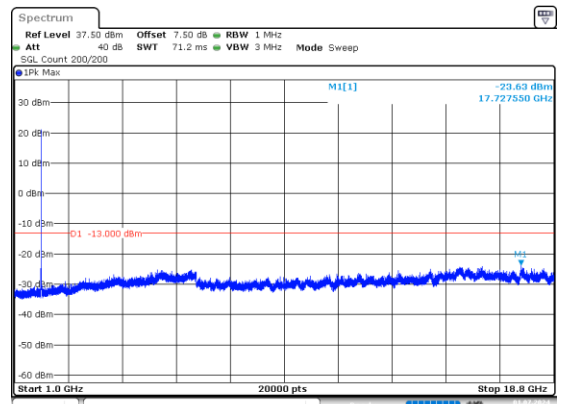
HSDPA_Middle_Subtest1

Below 1G



ProjectNo.:2402U82788E-RF Tester:Karl Liang
Date: 1.JUL.2024 23:06:00

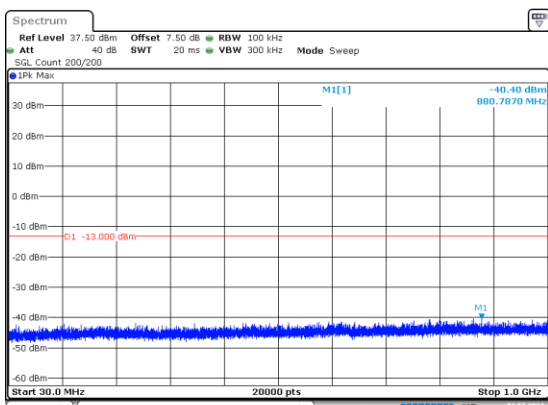
Above 1G



ProjectNo.:2402U82788E-RF Tester:Karl Liang
Date: 1.JUL.2024 23:06:13

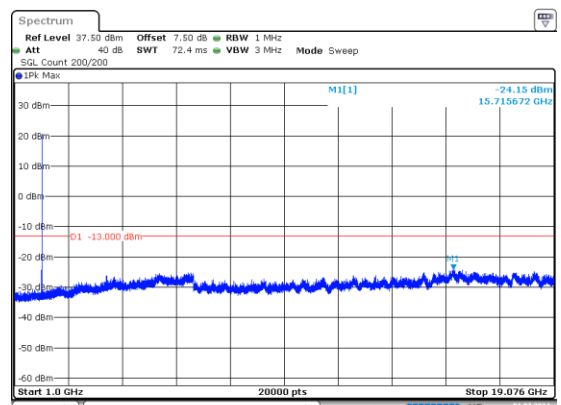
HSDPA_High_Subtest1

Below 1G



ProjectNo.:2402U82788E-RF Tester:Karl Liang
Date: 1.JUL.2024 23:15:17

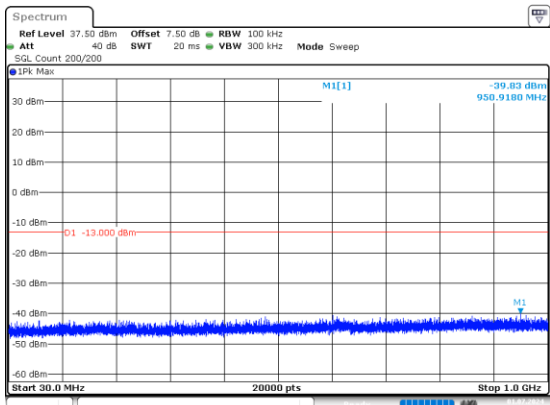
Above 1G



ProjectNo.:2402U82788E-RF Tester:Karl Liang
Date: 1.JUL.2024 23:16:10

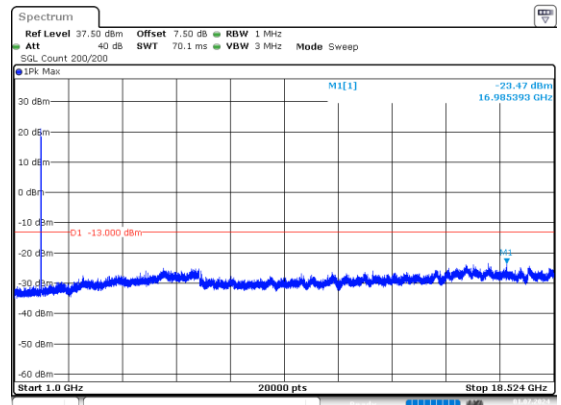
HSUPA_Low_Subtest1

Below 1G



ProjectNo.:2402U82788E-RF Tester:Karl Liang
Date: 1.JUL.2024 23:18:19

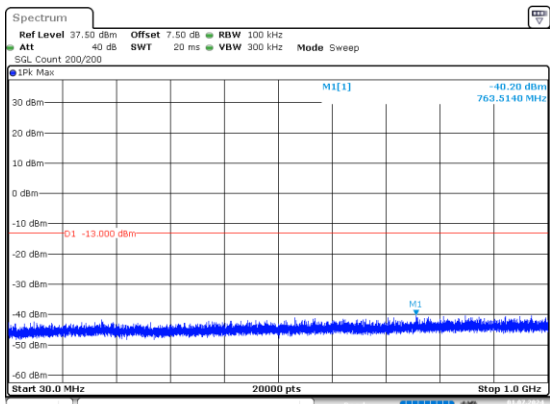
Above 1G



ProjectNo.:2402U82788E-RF Tester:Karl Liang
Date: 1.JUL.2024 23:19:11

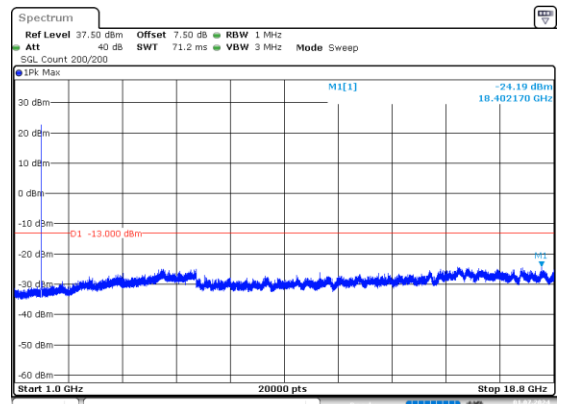
HSUPA_Middle_Subtest1

Below 1G



ProjectNo.:2402U82788E-RF Tester:Karl Liang
Date: 1.JUL.2024 14:01:47

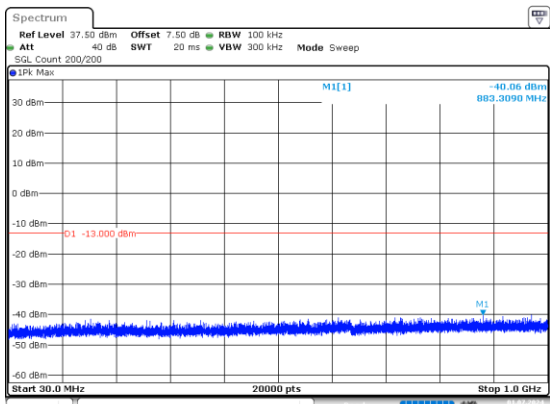
Above 1G



ProjectNo.:2402U82788E-RF Tester:Karl Liang
Date: 1.JUL.2024 14:02:41

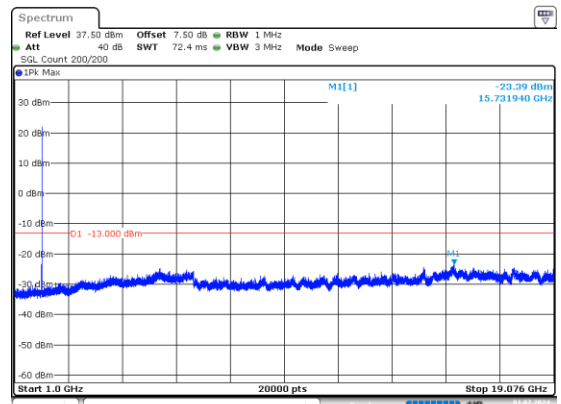
HSUPA_High_Subtest1

Below 1G



ProjectNo.:2402U82788E-RF Tester:Karl Liang
Date: 1.JUL.2024 23:22:08

Above 1G



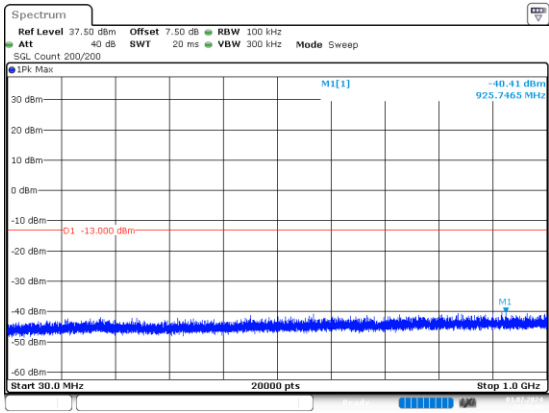
ProjectNo.:2402U82788E-RF Tester:Karl Liang
Date: 1.JUL.2024 23:23:01

FCC Part 27

Band 4, Normal

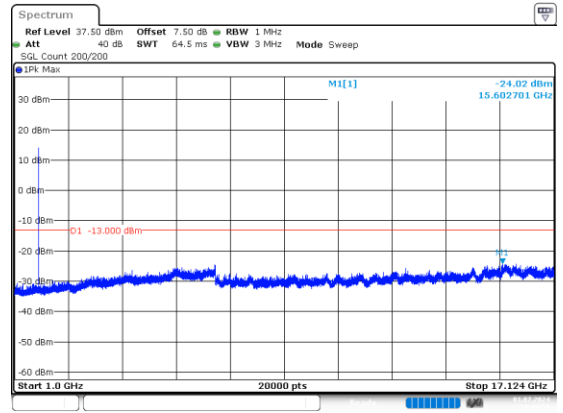
R99_Low

Below 1G



ProjectNo.:2402U82788E-RF Tester:Karl Liang
Date: 1.JUL.2024 23:44:00

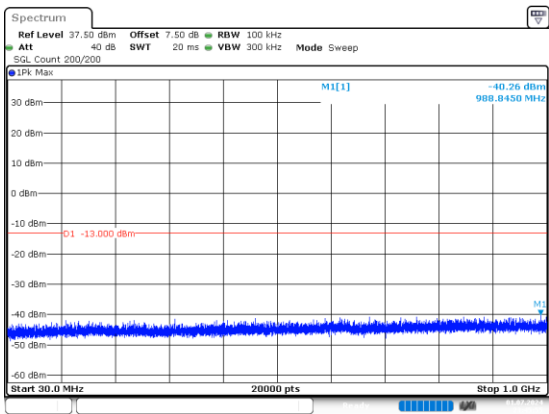
Above 1G



ProjectNo.:2402U82788E-RF Tester:Karl Liang
Date: 1.JUL.2024 23:44:49

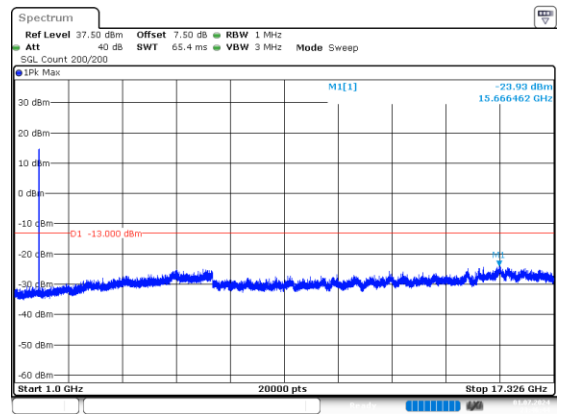
R99_Middle

Below 1G



ProjectNo.:2402U82788E-RF Tester:Karl Liang
Date: 1.JUL.2024 23:45:55

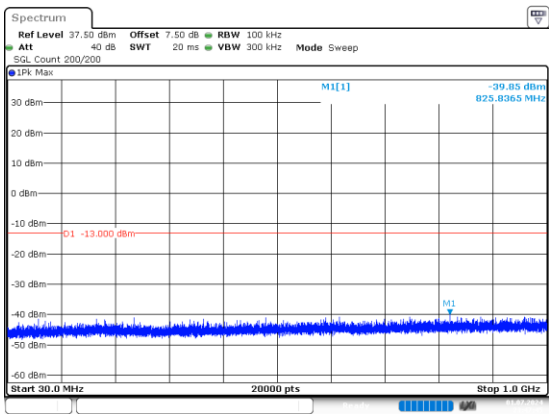
Above 1G



ProjectNo.:2402U82788E-RF Tester:Karl Liang
Date: 1.JUL.2024 23:46:44

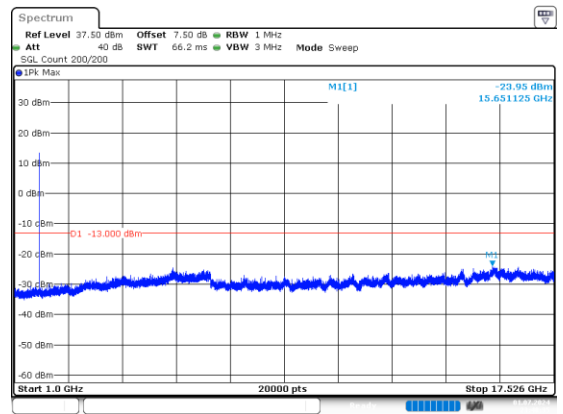
R99_High

Below 1G



ProjectNo.:2402U82788E-RF Tester:Karl Liang
Date: 1.JUL.2024 23:47:44

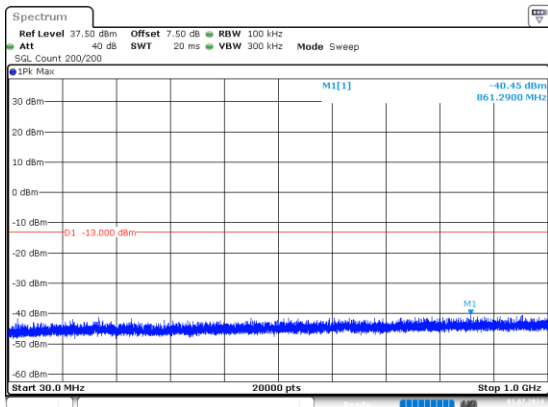
Above 1G



ProjectNo.:2402U82788E-RF Tester:Karl Liang
Date: 1.JUL.2024 23:48:34

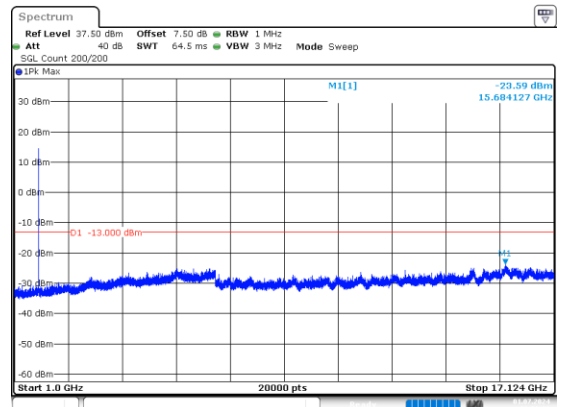
HSDPA_Low_Subtest1

Below 1G



ProjectNo.:2402U82788E-RF Tester:Karl Liang
Date: 1.JUL.2024 23:55:43

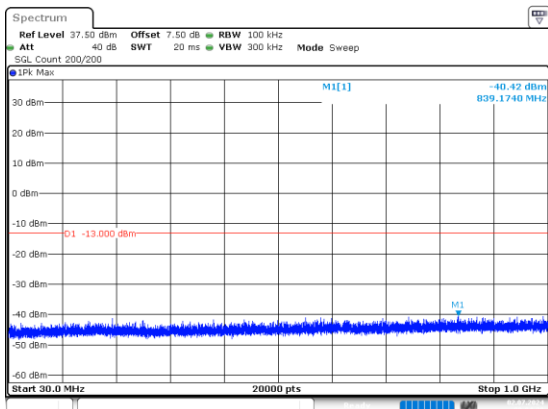
Above 1G



ProjectNo.:2402U82788E-RF Tester:Karl Liang
Date: 1.JUL.2024 23:56:32

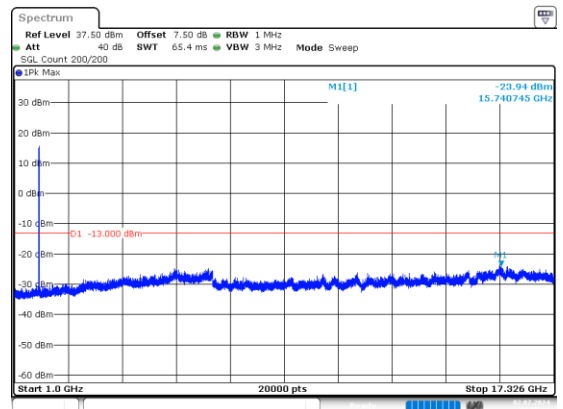
HSDPA_Middle_Subtest1

Below 1G



ProjectNo.:2402U82788E-RF Tester:Karl Liang
Date: 2.JUL.2024 00:04:29

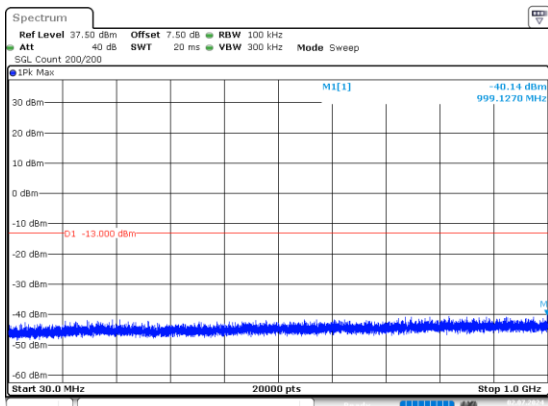
Above 1G



ProjectNo.:2402U82788E-RF Tester:Karl Liang
Date: 2.JUL.2024 00:05:18

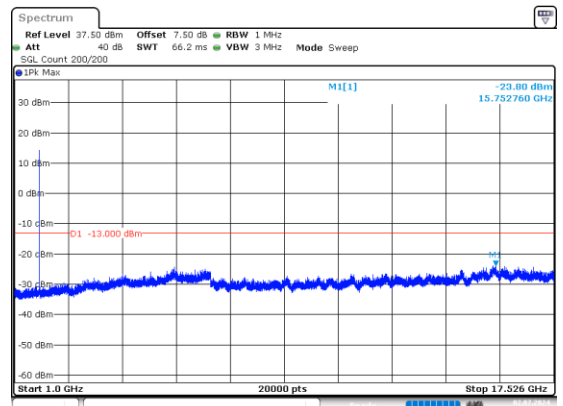
HSDPA_High_Subtest1

Below 1G



ProjectNo.:2402U82788E-RF Tester:Karl Liang
Date: 2.JUL.2024 00:07:54

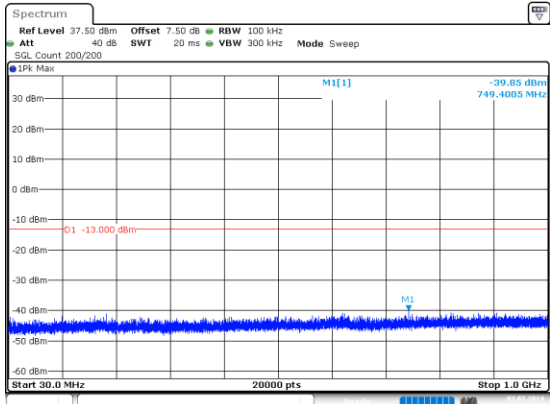
Above 1G



ProjectNo.:2402U82788E-RF Tester:Karl Liang
Date: 2.JUL.2024 00:08:44

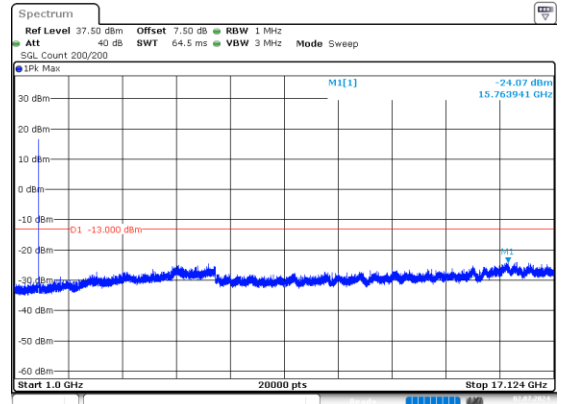
HSUPA_Low_Subtest1

Below 1G



ProjectNo.:2402U82788E-RF Tester:Karl Liang
Date: 2.JUL.2024 00:10:22

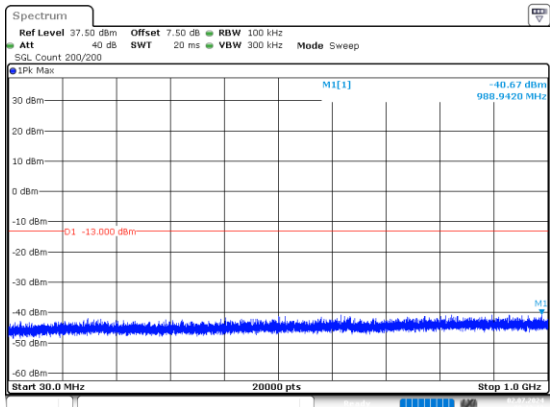
Above 1G



ProjectNo.:2402U82788E-RF Tester:Karl Liang
Date: 2.JUL.2024 00:11:12

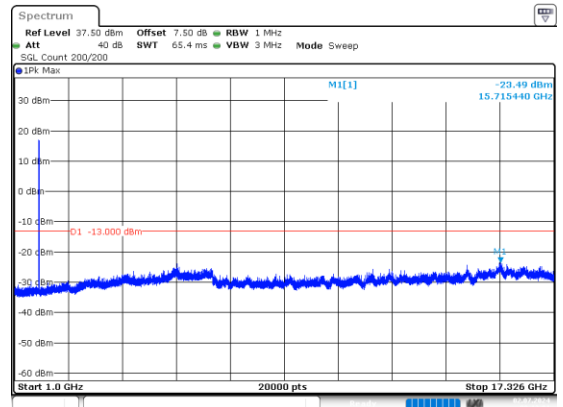
HSUPA_Middle_Subtest1

Below 1G



ProjectNo.:2402U82788E-RF Tester:Karl Liang
Date: 2.JUL.2024 00:12:12

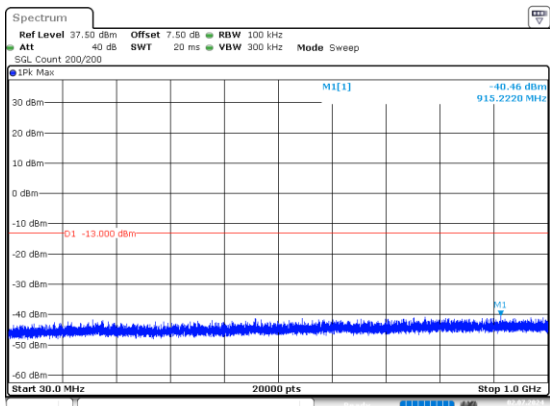
Above 1G



ProjectNo.:2402U82788E-RF Tester:Karl Liang
Date: 2.JUL.2024 00:13:01

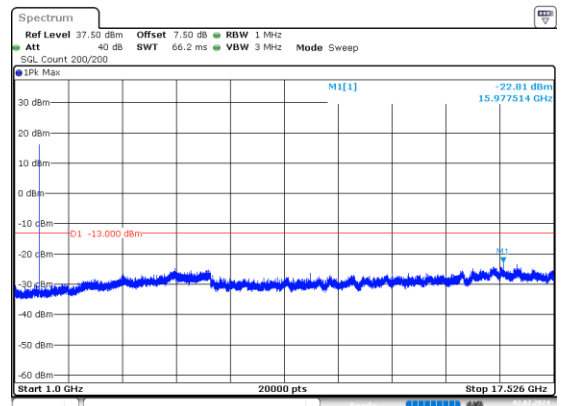
HSUPA_High_Subtest1

Below 1G



ProjectNo.:2402U82788E-RF Tester:Karl Liang
Date: 2.JUL.2024 00:13:57

Above 1G



ProjectNo.:2402U82788E-RF Tester:Karl Liang
Date: 2.JUL.2024 00:14:47