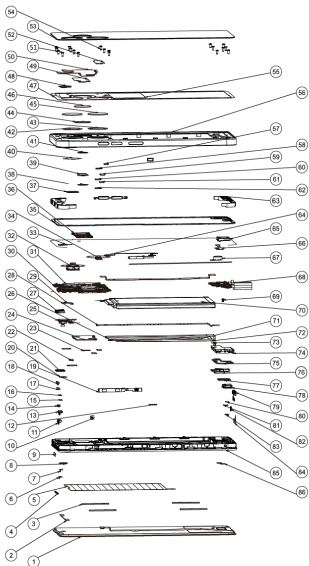


TECNO SPARK 10 Pro

User Manual

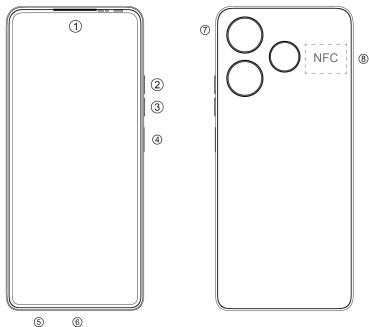
Explosion diagram specification



1	6.78HD+V	2	LCM CONDUCT FOAM 2
3	LCM CONDUCT FOAM 1	4	REC DECO
5	FRG FRAPHITE	6	FLASH MYLAR
7	P_SENSOR MYLAR	8	FCAM SEAL FOAM 1
9	REC PET	10	SIM RUBBER
11	PL GUIDE	12	SIDEKEY FPC CONDUCT
13	FRONT FLASHLENS	14	PL RUBBER
15	ADHESIVE FLASH	16	ADHESIVE P SENSOR
17	WATERPROOF FOAM	18	WATERPROOF MEMBRANE
19	SIDEKEY FPC	20	FCAM SEAL FOAM2
21	REC FOAM	22	CAM PRESS FOAM
23	CONDUCTIVE SPONGE	24	SIM FOAM
25	FCAM	26	BAT ADHESIVE 1
27	RECEIVER	28	COAXIAL
29	REC FPC	30	PCBA
31	SCREW	32	MAIN BACK CAM
33	FRO CAM PRESS FOAM	34	VICE CAM
35	BAT WATERPROOF PORON	36	CARD DOO
37	MAIN CAM FOAM	38	FLA GUL ADHESIVE
39	FLA GUIDE	40	REAR CAM COPPER FOIL
41	FLA GUL FOAM	42	MAIN CAM LENS ADHESIVE
43	VICE CAM LENS ADHESIVE	44	FLA LENS ADHESIVE
45	MAIN CAM LENS	46	FLA LENS
47	BAT PORON	48	RF SHIELD GRAPHITE
49	FLA PCB GRAPHITE	50	BOTTOM SHIELD GRAPHITE
51	SCREW	52	CHARGER SHIELD GRAPHITE
53	CHARGER SHIELD GRAPHITE	54	SCREW REA
55	BAT GRAPHITE	56	PEAR
57	FG BTB PRESS FOAM	58	VICE CAM BTB PRESS FOAM
59	MAIN PCB BTB PRESS FOAM	60	VICE CAM SUPPORT FOAM
61	BATTERY BTB PRESS FOAM	62	VICE CAM FOAM
63	ANT MAIN	64	FINGER
65	SPK	66	SPK FPC
67	MOTO	68	SUB PCBA
69	SCREW	70	BATTERY
71	LCM FPC ADHESIVE	72	BAT ADHESIVE 3
73	SCREW	74	BOX
75	SPEAKER FOAM	76	JACK RUBBER

77	SPK FRONT FOAM	78	USB RUBBER
79	SPEAKER RUBBER	80	USB CONDUCT FOAM
81	SPEAKER CONDUCT FOAM	82	MIC RUBBER
83	MIC FOAM	84	SPEAKER NET
85	FRP HSG	86	WATERPROOF MALAR

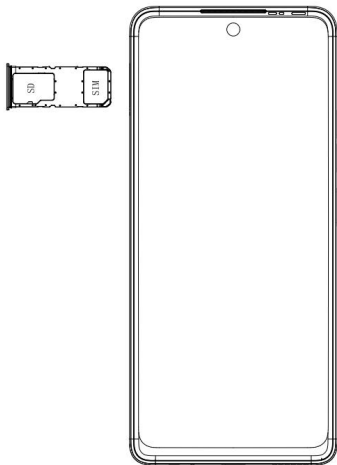
Know your phone



1. Front camera
2. Volume +key
3. Volume -key
4. Power key & side fingerprint sensor
5. Earphone jack
6. USB port
7. Camera
8. NFC

SIM/SD card installation

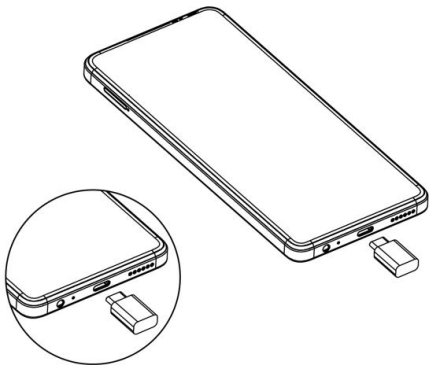
1. Power off mobile.
2. Refer to the following picture for SIM / SD card installation.



Charging the phone

You can charge your device using a charger or by connecting it to the computer using a USB cable (comes with the phone).

Use only TECNO charger and cables. Other chargers or cables may damage the device. This will invalidate your phone warranty.



FCC Caution

Labelling requirements.

This device complies with Part 15 of the FCC Rules. Operation is subject to the following two conditions:

- (1) This device may not cause harmful interference.
- (2) This device must accept any interference received, including interference that may cause undesired operation.

Information to user.

Any changes or modifications not expressly approved by the party responsible for compliance could void the user's authority to operate the equipment.

Information to the user.

Note: This equipment has been tested and found to comply with the limits for a Class B digital device, pursuant to part 15 of the FCC Rules. These limits are designed to provide reasonable protection against harmful interference in a residential installation. This equipment generates uses and can radiate radio frequency energy and, if not installed and used in accordance with the instructions, may cause harmful interference to radio communications. However, there is no guarantee that interference will not occur in a particular installation. If this equipment does cause harmful interference to radio or television reception, which can be determined by turning the equipment off and on, the user is encouraged to try to correct the interference by one or more of the following measures:

- Reorient or relocate the receiving antenna.
- Increase the separation between the equipment and receiver.
- Connect the equipment into an outlet on a circuit different from that to which the receiver is connected.
- Consult the dealer or an experienced radio/TV technician for help.

Specific Absorption Rate (SAR) information:

This mobile phone meets the government's requirements for

exposure to radio waves. The guidelines are based on standards that were developed by independent scientific organizations through periodic and thorough evaluation of scientific studies. The standards include a substantial safety margin designed to assure the safety of all persons regardless of age or health.

FCC RF Exposure Information and Statement The SAR limit of USA (FCC) is 1.6 W/kg averaged over one gram of tissue. Device types: KI7s (FCC ID: 2ADYY-KI7S) has also been tested against this SAR limit. The highest SAR value reported under this standard during product certification for use at the ear is 1.320W/kg and when properly worn on the body is 0.603W/kg. This device was tested for typical body-worn operations with the back of the handset kept 10 mm from the body. To maintain compliance with FCC RF exposure requirements, use accessories that maintain a 10 mm separation distance between the user's body and the back of the handset. The use of belt clips, holsters and similar accessories should not contain metallic components in its assembly. The use of accessories that does not satisfy these requirements may not comply with FCC RF exposure requirements, and should be avoided.

Body-worn Operation

This device was tested for typical body-worn operations. To comply with RF exposure requirements, a minimum separation distance of 1.0 cm must be maintained between the user's body and the handset, including the antenna. Third-party belt-clips, holsters, and similar accessories used by this device should not contain any metallic components. Body-worn accessories that do not meet these requirements may not comply with RF exposure requirements and should be avoided. Use only the supplied or an approved antenna.

TECNO

HiOS runs on Android™ OS.

Android is a trademark of Google LLC.