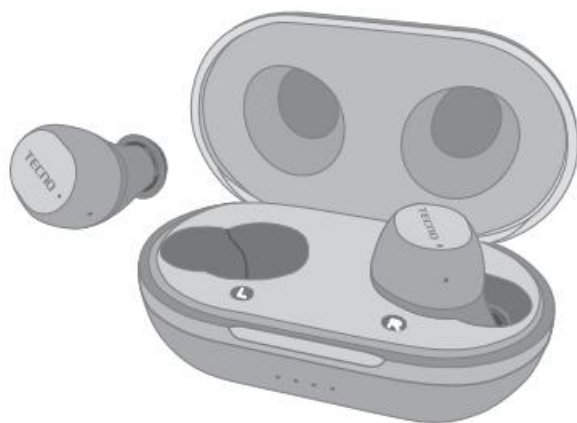


**TECNO**



**Model:ES1**

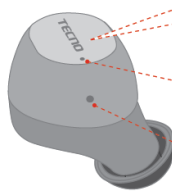
**TECNO Expert S**



LED



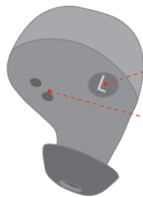
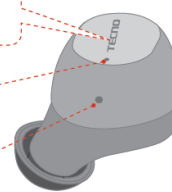
Type-C



MFB (Touch Control)

LED light

Talking mic



L/R logo

Magnetic charging connectors

#### EN: MUSIC & INCOMING CALL & Siri

- **Volume Up / Down**

Volume + : press and hold the MFB button of Right earbud to turn up the volume increasingly.

Volume - : press and hold the MFB button of Left earbud to turn down the volume decreasingly.

- **Next / Previous Track**

Next Track: double tap the MFB of Right earbud.

Previous Track: double tap the MFB of Left earbud.

- **Play / Pause**

Tap the MFB of either earbud once.

- **Answer**

Tap the MFB of either earbud once.

- **Mute**

When you are having a phone call, you can tap either earbud once to mute or unmute the earbud's microphone.

- **Hang Up**

Double tap the MFB of either earbud.

- **Reject**

Press and hold the MFB of either earbud for 1 second.

- **Activate Siri**

Triple-tap the MFB of either earbud.

#### DE: MUSIK & EINGEHENDER ANRUF & Siri

- **Lauter / Leiser**

Lautstärke + : Halten Sie die MFB-Taste am rechten Kopfhörer gedrückt, um die Lautstärke zu erhöhen.

Lautstärke - : Halten Sie die MFB-Taste am linken Kopfhörer gedrückt, um die Lautstärke zu verringern.

- **Nächster / Vorheriger Titel**

Nächster Titel: Berühren Sie auf die MFB-Taste des rechten Kopfhörers zweimal.

## WARRANTY TERMS&CONDITIONS

A limited 180 DAYS warranty applies to TECNO Expert S purchased from the Tecno-Mobile- Official store. Please feel free to contact us if you run into any problems. This warranty covers only original TECNO products. It does not apply to normal wear and tear, or any effects or damage caused by misuse of the product. The warranty is for primary products only. Additional or free of cost products are not covered under warranty.

## TECNO MOBILE LIMITED

TM and Copyright ©2019 TECNO Corporation. All rights reserved. Other product and company names mentioned herein may be trademarks or trade names of their respective owners. Specifications are subject to change without notice. Model names and the availability of particular products may vary by region.

 [www.tecno-mobile.com](http://www.tecno-mobile.com)

 [service.us@tecno-mobile.com](mailto:service.us@tecno-mobile.com)



MADE IN CHINA



**FCC Caution:**

Any Changes or modifications not expressly approved by the party responsible for compliance could void the user's authority to operate the equipment. This device complies with part 15 of the FCC Rules. Operation is subject to the following two conditions: (1) This device may not cause harmful interference, and (2) this device must accept any interference received, including interference that may cause undesired operation.

**IMPORTANT NOTE:**

Note: This equipment has been tested and found to comply with the limits for a Class B digital device, pursuant to part 15 of the FCC Rules. These limits are designed to provide reasonable protection against harmful interference in a residential installation. This equipment generates, uses and can radiate radio frequency energy and, if not installed and used in accordance with the instructions, may cause harmful interference to radio communications. However, there is no guarantee that interference will not occur in a particular installation. If this equipment does cause harmful interference to radio or television reception, which can be determined by turning the equipment off and on, the user is encouraged to try to correct the interference by one or more of the following measures:

- Reorient or relocate the receiving antenna.
- Increase the separation between the equipment and receiver.
- Connect the equipment into an outlet on a circuit different from that to which the receiver is connected.
- Consult the dealer or an experienced radio/TV technician for help.

**FCC Radiation Exposure Statement:**

This equipment complies with FCC radiation exposure limits set forth for an uncontrolled environment.