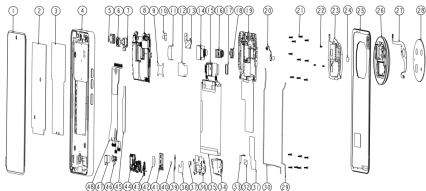


**TECNO**

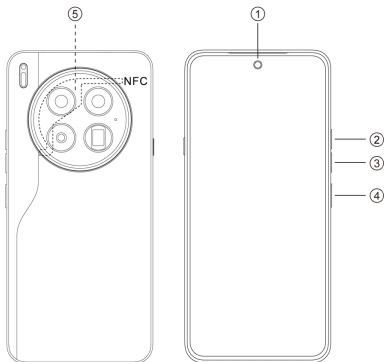
**TECNO CAMON 40 Premier 5G**  
User Manual

# Exploded diagram specification



1	AMOLED	2	LCM GRAPHITE
3	VC	4	MIDDLE HOUSING
5	SQUARE RECEIVER	6	FCAM FRAME
7	FCAM 50M	8	MAIN PCB
9	3XCAM COP FIBER	10	FCAM COP FOIL
11	MCAM COP FOIL	12	3XCAM COP FOIL
13	FCAM GRAPHITE	14	MCAM 50M
15	3XCAM 50M	16	UWCAM 50M
17	3XCAM SEAL FOAM	18	MCAM 50M RUBBER
19	UPPER FRAME	20	FLASH FPC
21	MACHINE SCREW M1.4	22	MACHINE SCREW M1.2
23	DECO FRAME	24	BALANCE MEMBRANE
25	BATTERY COVER	26	CAMERA DECO
27	NFC	28	LENS
29	CABLE 1	30	CABLE 2
31	BOX GRAPHITE	32	BOX INSULATED PET
33	BOX FIBER	34	BOX
35	BATTERY	36	LOWER FRAME
37	FINGERPRINT FOAM	38	BOX SEAL MYLAR
39	ANT SUB PCB ADH	40	CABLE FOAM
41	SIM TRAY	42	OLED FPC RUBBER
43	ANT SUB PCB	44	SUB PCB
45	BATTERY ADH	46	FINGERPRINT MODULE
47	MOTOR	48	MAIN FPC

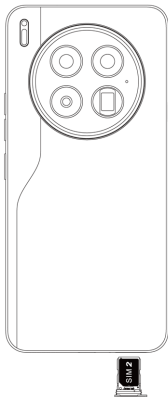

# Know your phone



1. Front camera
2. Volume + button
3. Volume - button
4. Power button
5. NFC

# SIM card installation

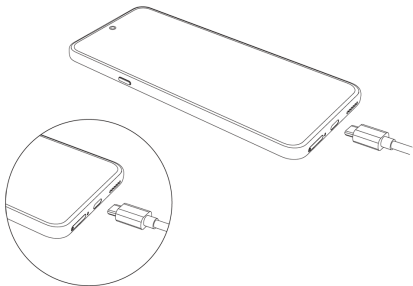
1. Power off your phone.
2. Refer to the following picture for SIM card installation.



# Charging the phone

You can charge your phone with a charger or by connecting it to a computer using a USB cable (comes with the phone).

Use only TECNO chargers and cables. Other chargers or cables may damage the phone and invalidate its warranty.



# FCC Caution

## **Labelling requirements.**

This device complies with Part 15 of the FCC Rules. Operation is subject to the following two conditions:

- (1) This device may not cause harmful interference.
- (2) This device must accept any interference received, including interference that may cause undesired operation.

## **Information to user.**

Any changes or modifications not expressly approved by the party responsible for compliance could void the user's authority to operate the device.

## **Information to the user.**

Note: This device has been tested and found to comply with the limits for a Class B digital device, pursuant to part 15 of the FCC Rules. These limits are designed to provide reasonable protection against harmful interference in a residential installation. This device generates, uses and may radiate radio frequency energy and, if not installed and used in accordance with the instructions, may cause harmful interference to radio communications. However, there is no guarantee that interference will not occur in a particular installation. If this device does cause harmful interference to radio or television reception (able to be determined by turning the device off and on), the user is encouraged to try to correct the interference by one or more of the following measures:

- Reorient or relocate the receiving antenna.
- Increase the separation between the device and receiver.
- Connect the device to an outlet on a circuit different from that to which the receiver is connected.
- Consult the dealer or an experienced radio/TV technician for help.

## **Specific Absorption Rate (SAR) information:**

This mobile phone meets the government's requirements for exposure to radio waves. The guidelines are based on standards developed by independent scientific organizations

through periodic and thorough evaluation of scientific studies. The standards include a substantial safety margin designed to assure the safety of all persons regardless of age or health. FCC RF Exposure Information and Statement. The SAR limit of USA (FCC) is 1.6 W/kg averaged over one gram of tissue. Device types: CM8 (FCC ID: 2ADYY-CM8) has also been tested against this SAR limit. The highest SAR value reported under this standard during product certification for use at the ear is 0.57 W/kg and when properly worn on the body is 1.07W/kg.

### **Body-worn Operation**

This device was tested for typical body-worn operations. To comply with RF exposure requirements, a minimum separation distance of 1.0 cm must be maintained between the user's body and the handset, including the antenna. Third-party belt-clips, holsters, and similar accessories used by this device should not contain any metallic components. Body-worn accessories that do not meet these requirements may not comply with RF exposure requirements and should be avoided. Use only the supplied or an approved antenna.

Dolby, Dolby Atmos, and the double-D symbol are registered trademarks of Dolby Laboratories Licensing Corporation. Manufactured under license from Dolby Laboratories. Confidential unpublished works. Copyright © 2012-2024 Dolby Laboratories. All rights reserved.

**TECNO**

HiOS runs on Android™ OS.  
Android is a trademark of Google LLC.