

Note.

1. No spurious emission were detected above 3 GHz.
2. Average test would be performed if the peak result were greater than the average limit.

This report shall not be reproduced except in full, without the written approval of KES Co., Ltd.
 The results shown in this test report refer only to the sample(s) tested unless otherwise stated.
 The authenticity of the test report, contact shchoi@kes.co.kr



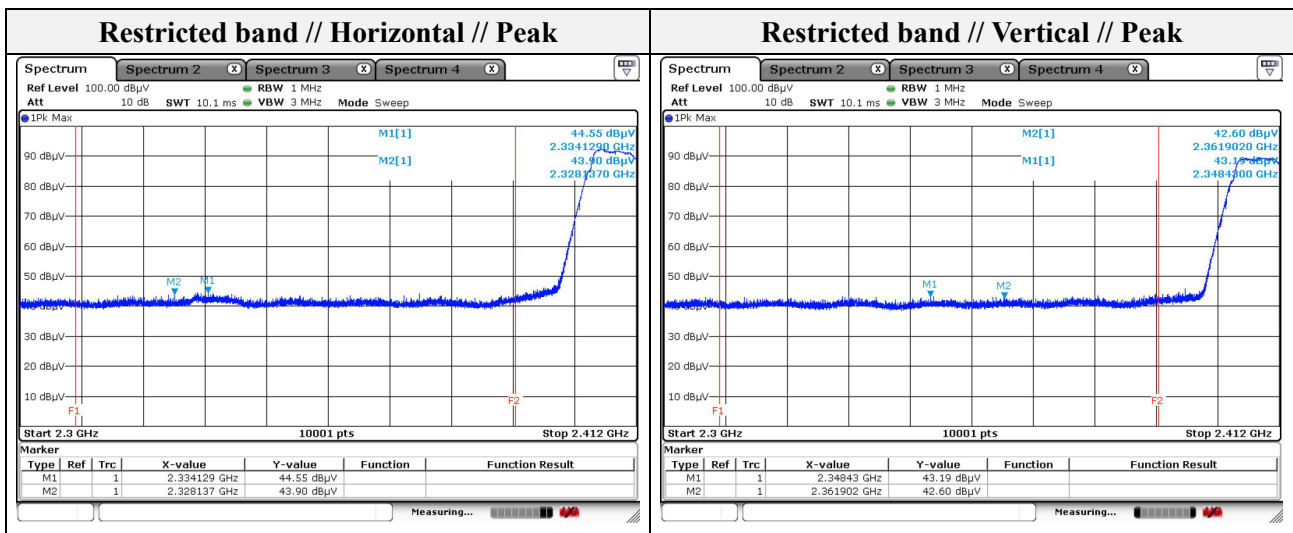
Mode: 24 V_802.11n_HT20 (MCS0)
 Channel: 01
 Distance of measurement: 3 meter

- Spurious

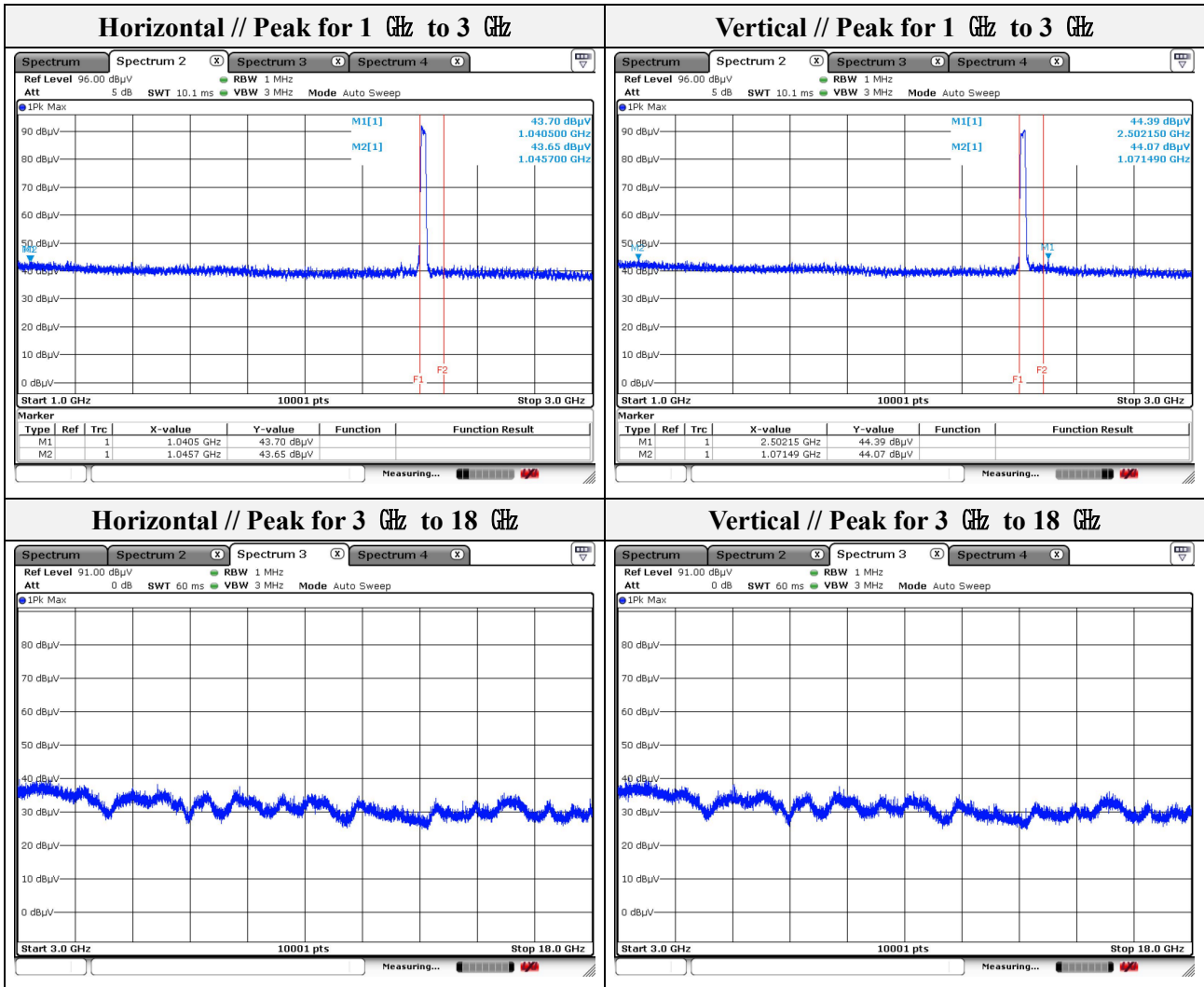
Frequency (MHz)	Level (dBμV)	Detect mode	Ant. Pol. (H/V)	CF (dB)	DCF (dB)	Field strength (dBμV/m)	Limit (dBμV/m)	Margin (dB)
1 040.50	43.70	Peak	H	-10.94	-	32.76	74.00	41.24
1 045.70	43.65	Peak	H	-10.92	-	32.73	74.00	41.27
1 071.49	44.07	Peak	V	-10.78	-	33.29	74.00	40.71
2 502.15	44.39	Peak	V	-2.33	-	42.06	74.00	31.94

- Band edge

Frequency (MHz)	Level (dBμV)	Detect mode	Ant. Pol. (H/V)	CF (dB)	DCF (dB)	Field strength (dBμV/m)	Limit (dBμV/m)	Margin (dB)
2 328.14	43.90	Peak	H	-3.03	-	40.87	74.00	33.13
2 334.13	44.55	Peak	H	-3.01	-	41.54	74.00	32.46
2 348.43	43.19	Peak	V	-2.94	-	40.25	74.00	33.75
2 361.90	42.60	Peak	V	-2.89	-	39.71	74.00	34.29



This report shall not be reproduced except in full, without the written approval of KES Co., Ltd.
 The results shown in this test report refer only to the sample(s) tested unless otherwise stated.
 The authenticity of the test report, contact shchoi@kes.co.kr



Note.

1. No spurious emission were detected above 3 GHz.
2. Average test would be performed if the peak result were greater than the average limit.

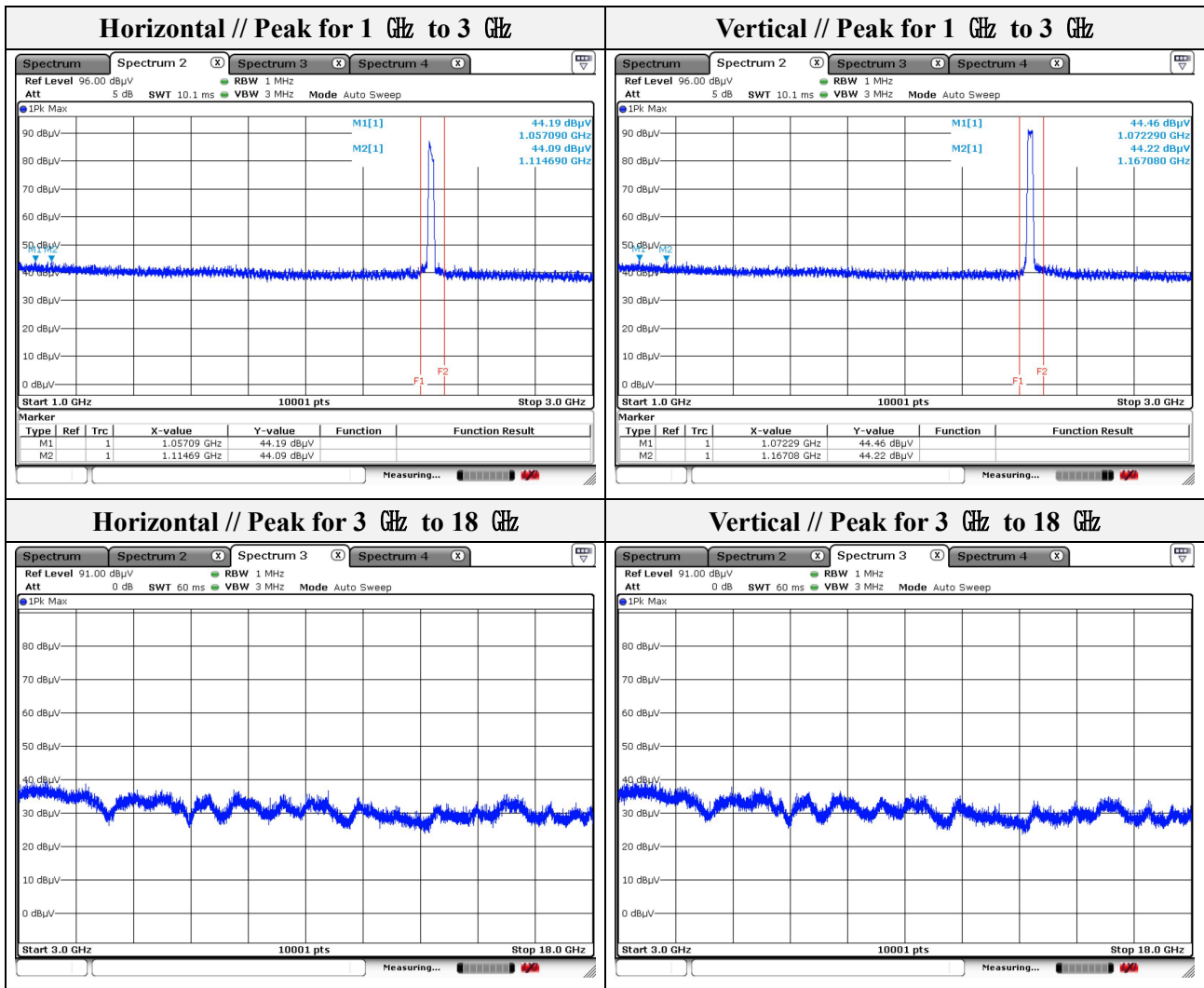
This report shall not be reproduced except in full, without the written approval of KES Co., Ltd.
 The results shown in this test report refer only to the sample(s) tested unless otherwise stated.
 The authenticity of the test report, contact shchoi@kes.co.kr



Mode: 24 V_802.11n_HT20 (MCS0)
 Channel: 06
 Distance of measurement: 3 meter

- Spurious

Frequency (MHz)	Level (dBμV)	Detect mode	Ant. Pol. (H/V)	CF (dB)	DCF (dB)	Field strength (dBμV/m)	Limit (dBμV/m)	Margin (dB)
1 057.09	44.19	Peak	H	-10.86	-	33.33	74.00	40.67
1 072.29	44.46	Peak	V	-10.78	-	33.68	74.00	40.32
1 114.69	44.09	Peak	H	-10.55	-	33.54	74.00	40.46
1 167.08	44.22	Peak	V	-10.27	-	33.95	74.00	40.05



Note.

1. No spurious emission were detected above 3 GHz.
2. Average test would be performed if the peak result were greater than the average limit.

This report shall not be reproduced except in full, without the written approval of KES Co., Ltd.
 The results shown in this test report refer only to the sample(s) tested unless otherwise stated.
 The authenticity of the test report, contact shchoi@kes.co.kr



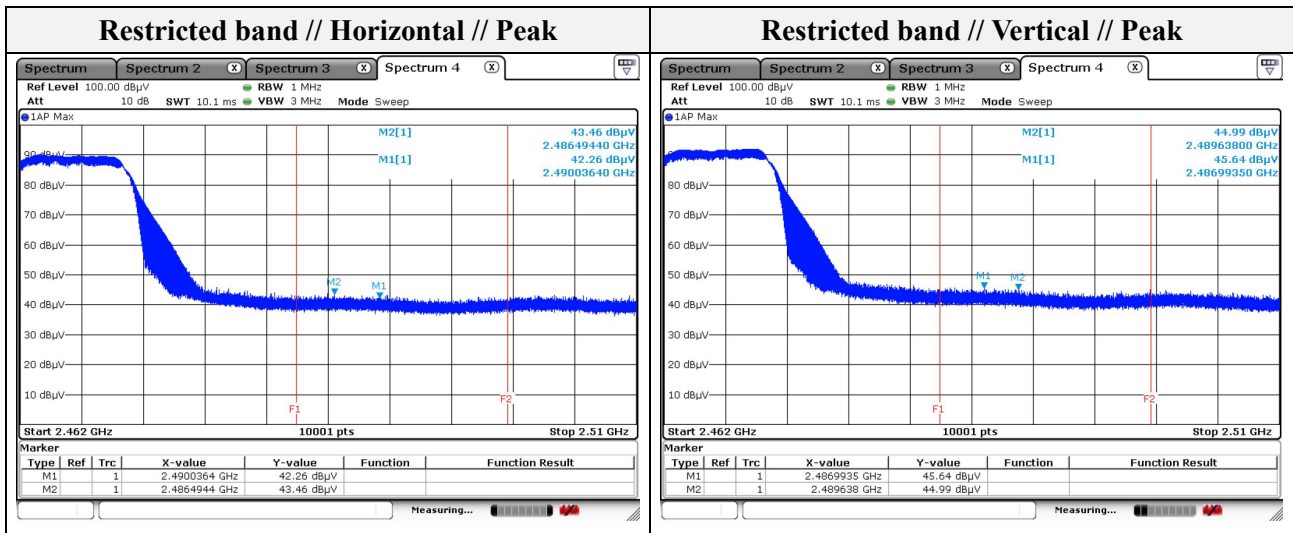
Mode: 24 V_802.11n_HT20 (MCS0)
 Channel: 11
 Distance of measurement: 3 meter

- Spurious

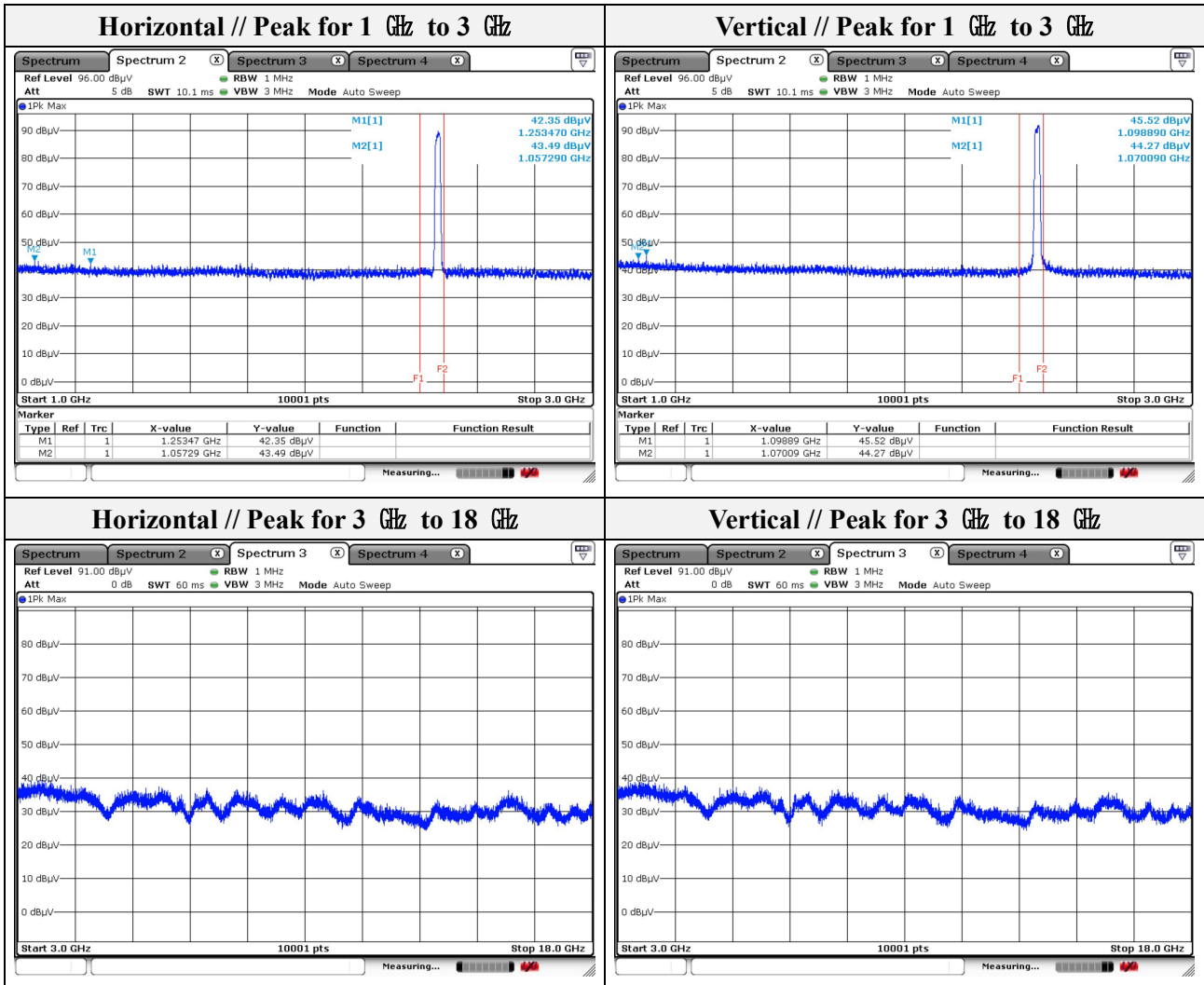
Frequency (MHz)	Level (dBμV)	Detect mode	Ant. Pol. (H/V)	CF (dB)	DCF (dB)	Field strength (dBμV/m)	Limit (dBμV/m)	Margin (dB)
1 057.29	43.49	Peak	H	-10.86	-	32.63	74.00	41.37
1 007.01	44.27	Peak	V	-11.12	-	33.15	74.00	40.85
1 098.89	45.52	Peak	V	-10.63	-	34.89	74.00	39.11
1 253.47	42.35	Peak	H	-9.81	-	32.54	74.00	41.46

- Band edge

Frequency (MHz)	Level (dBμV)	Detect mode	Ant. Pol. (H/V)	CF (dB)	DCF (dB)	Field strength (dBμV/m)	Limit (dBμV/m)	Margin (dB)
2 486.49	43.46	Peak	H	-2.39	-	41.07	74.00	32.93
2 486.99	45.64	Peak	V	-2.39	-	43.25	74.00	30.75
2 489.64	44.99	Peak	V	-2.38	-	43.28	74.00	30.72
2 490.03	42.26	Peak	H	-2.37	-	39.89	74.00	34.11



This report shall not be reproduced except in full, without the written approval of KES Co., Ltd.
 The results shown in this test report refer only to the sample(s) tested unless otherwise stated.
 The authenticity of the test report, contact shchoi@kes.co.kr



Note.

1. No spurious emission were detected above 3 GHz.
2. Average test would be performed if the peak result were greater than the average limit.