


## **EXHIBIT C- TEST SETUP PHOTOGRAPHS**

---

### **Conducted Emissions (Front View) – Power supply by Adapter**




### **Conducted Emissions (Side View) - Power supply by Adapter**



**Radiated Emissions (Below 1 GHz) - Power supply by Adapter**




**Radiated Emissions (1GHz-18GHz) - Power supply by Adapter**







**Radiated Emissions (18GHz-40GHz) - Power supply by Adapter**




**Radiated Emissions (40GHz-60GHz) - Power supply by Adapter**




**Radiated Emissions (60GHz-75GHz) - Power supply by Adapter**



**Radiated Emissions (75GHz-90GHz) - Power supply by Adapter**



## **Radiated Emissions (90GHz-100GHz) - Power supply by Adapter**







### **Conducted Emissions (Front View) - Power supply by POE**




### **Conducted Emissions (Side View) - Power supply by POE**



**Radiated Emissions (Below 1 GHz) - Power supply by POE**




**Radiated Emissions (1GHz-18GHz) - Power supply by POE**






**Radiated Emissions (18GHz-40GHz) - Power supply by POE**




**Radiated Emissions (40GHz-60GHz) - Power supply by POE**






**Radiated Emissions (60GHz-75GHz) - Power supply by POE**



**Radiated Emissions (75GHz-90GHz) - Power supply by POE**



## **Radiated Emissions (90GHz-100GHz) - Power supply by POE**

