



SGS-CSTC Standards Technical Services (Shanghai) Co., Ltd.

588 West Jindu Road, Songjiang District, Shanghai, China
Telephone: +86 (0) 21 6191 5666
Fax: +86 (0) 21 6191 5678
ee.shanghai@sgs.com

Report No.: SHEM150600173603
Page: 1 of 8

1 Cover Page

FCC MPE REPORT

Application No.:	SHEM1506001736CR
Applicant:	Hangzhou Hikvision Digital Technology Co., Ltd.
FCC ID:	2ADTD-CSC6
IC:	20199-CSC6
Equipment Under Test (EUT): NOTE: The following sample(s) was/were submitted and identified by the client as	
Product Name:	Cloud PT Camera
Model No.(EUT):	CS-C6-21WFR
Standards:	FCC Rules 47 CFR §2.1091 KDB447498 D01 General RF Exposure Guidance v05r02
Date of Receipt:	June 08, 2015
Date of Test:	July 24, 2015 to July 29, 2015
Date of Issue:	December 17, 2015
Test Result:	Pass*

* In the configuration tested, the EUT complied with the standards specified above.




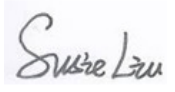
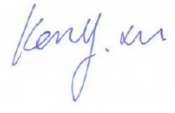
The manufacturer should ensure that all products in series production are in conformity with the product sample detailed in this report. If the product in this report is used in any configuration other than that detailed in the report, the manufacturer must ensure the new system complies with all relevant standards.

The report must not be used by the client to claim product certification, approval, or endorsement by NVLAP, NIST, or any agency of the federal government. All test results in this report can be traceable to National or International Standards.

This document is issued by the Company subject to its General Conditions of Service printed overleaf, available on request or accessible at www.sgs.com/terms_and_conditions.htm and, for electronic format documents, subject to Terms and Conditions for Electronic Documents at www.sgs.com/terms_e-document.htm. Attention is drawn to the limitation of liability, indemnification and jurisdiction issues defined therein. Any holder of this document is advised that information contained hereon reflects the Company's findings at the time of its intervention only and within the limits of Client's instructions, if any. The Company's sole responsibility is to its Client and this document does not exonerate parties to a transaction from exercising all their rights and obligations under the transaction documents. This document cannot be reproduced except in full, without prior written approval of the Company. Any unauthorized alteration, forgery or falsification of the content or appearance of this document is unlawful and offenders may be prosecuted to the fullest extent of the law. Unless otherwise stated the results shown in this test report refer only to the sample(s) tested and such sample(s) are retained for 90 days only.

2 Version

Revision Record				
Version	Chapter	Date	Modifier	Remark
00	/	December 17, 2015	/	Original

Authorized for issue by:			
Engineer	Eddy Zong		
	Print Name		
Clerk	Susie Liu		
	Print Name		
Reviewer	Keny Xu		
	Print Name		



3 Contents

	Page
1 COVER PAGE.....	1
2 VERSION	2
3 CONTENTS	3
4 GENERAL INFORMATION	4
4.1 CLIENT INFORMATION.....	4
4.2 GENERAL DESCRIPTION OF E.U.T.....	4
4.3 DETAILS OF E.U.T.	4
4.4 TEST LOCATION	5
4.5 TEST FACILITY	5
5 TEST STANDARDS AND LIMITS	6
6 MEASUREMENT AND CALCULATION	7
6.1 MAXIMUM TRANSMIT POWER	7
6.2 MPE CALCULATION.....	8
7 EUT CONSTRUCTIONAL DETAILS.....	8

4 General Information

4.1 Client Information

Applicant:	Hangzhou Hikvision Digital Technology Co., Ltd.
Address of Applicant:	700 Dongliu Road, Binjiang, Hangzhou, 310052 Zhejiang, China
Manufacturer:	Hangzhou Hikvision Digital Technology Co., Ltd.
Address of Manufacturer:	700 Dongliu Road, Binjiang, Hangzhou, 310052 Zhejiang, China
Factory:	Hangzhou Hikvision Digital Technology Co., Ltd.
Address of Factory:	700 Dongliu Road, Binjiang, Hangzhou, 310052 Zhejiang, China

4.2 General Description of E.U.T.

Brand Name:		ezviz	
Product Description:		Fixed product with enternet port	
Rated Input:		DC 5V 2.0A	
Adapter:	Model No.:	EE9-050200UE	
	Rated Input:	AC 100V-240V 50/60Hz 0.3A	
	Rated Output:	DC 5.0V 2.0A	
	Cable length:	AC port:	2 wires
		DC port:	290 cm

4.3 Details of E.U.T.

Operation Frequency:	2412MHz-2462MHz
Modulation Type:	802.11 b: DSSS(CCK, DQPSK, DBPSK) 802.11 g/n(HT20): OFDM(64QAM, 16QAM, QPSK, BPSK)
Number of Channel:	11 Channels
Data Rate:	802.11 b: 1Mbps, 5.5Mbps, 11Mbps, 802.11 g: 6Mbps, 9Mbps, 12Mbps, 18Mbps, 36Mbps, 48Mbps, 54Mbps 802.11 n(HT20):MCS0-MCS7
Antenna Gain:	2.3 dBi

4.4 Test Location

All tests were performed at:

SGS-CSTC Standards Technical Services (Shanghai) Co., Ltd.

No.588 West Jindu Road, Songjiang District, Shanghai, China.201612.

Tel: +86 21 6191 5666

Fax: +86 21 6191 5678

4.5 Test Facility

The test facility is recognized, certified, or accredited by the following organizations:

- **CNAS (No. CNAS L0599)**

CNAS has accredited SGS-CSTC Standards Technical Services (Shanghai) Co., Ltd. to ISO/IEC 17025:2005 General Requirements for the Competence of Testing and Calibration Laboratories (CNAS-CL01 Accreditation Criteria for the Competence of Testing and Calibration Laboratories) for the competence in the field of testing. Date of expiry: 2017-07-14.

- **FCC – Registration No.: 402683**

SGS-CSTC Standards Technical Services (Shanghai) Co., Ltd. has been registered and fully described in a report filed with the Federal Communications Commission (FCC). The acceptance letter from the FCC is maintained in our files. Registration No.: 402683, Expiry Date: 2017-09-16.

- **Industry Canada (IC) – IC Assigned Code: 8617A**

The 3m Semi-anechoic chamber of SGS-CSTC Standards Technical Services (Shanghai) Co., Ltd. has been registered by Certification and Engineering Bureau of Industry Canada for radio equipment testing with Registration No.: 8617A-1. Expiry Date: 2017-06-18.

- **VCCI (Member No.: 3061)**

The 3m Semi-anechoic chamber and Shielded Room of SGS-CSTC Standards Technical Services (Shanghai) Co., Ltd. has been registered in accordance with the Regulations for Voluntary Control Measures with Registration No.: R-3868, C-4336, T-2221, G-830 respectively. Date of Expiry: 2017-11-16.

5 Test Standards and Limits

According to §1.1310 Radiofrequency radiation exposure limits:

The limit for general population/uncontrolled exposures

Frequency	Power density(mW/cm ²)	Averaging time(minutes)
300MHz~1.5GHz	f/1500	30
1.5GHz~100GHz	1.0	30

6 Measurement and Calculation

6.1 Maximum transmit power

The Power Data is based on the RF Test Report SHEM150600173602.

Test mode	Test Frequency (MHz)	Output Power (dBm)	Output Power (mW)
802.11b	2412	17.71	59.02
	2437	17.35	54.33
	2462	16.73	47.10
802.11g	2412	21.11	129.12
	2437	20.51	112.46
	2462	20.12	102.80
802.11 n(HT20)	2412	18.79	75.68
	2437	18.38	68.87
	2462	17.86	61.09

6.2 MPE Calculation

According to the formula $S = \frac{PG}{4R^2\pi}$, we can calculate S which is MPE.

Note:

- 1) P (Watts) = Power Input to antenna = $10^{\frac{dBm}{10}} / 1000$
- 2) G (Antenna gain in numeric) = $10^{(Antenna\ gain\ in\ dBi / 10)}$
- 3) R = distance to the center of radiation of antenna (in meter) = 20cm
- 4) MPE limit = 1mW/cm²

The Max Conducted Peak Output Power is 129.12mW in lowest channel;

The best case gain of the antenna is 2.3dBi. 2.3dB logarithmic terms convert to numeric result is nearly 1.698.

$$S = \frac{PG}{4R^2\pi} = \frac{129.12 \times 1.698}{4 \times 400 \times 3.14} = 0.04365 \text{ mW/cm}^2$$

So the device is exclusion from SAR test.

7 EUT Constructional Details

Refer to the < CS-C6-21WFR_External Photos > & < CS-C6-21WFR_Internal Photos>.

--End of the Report--