

正面

HAME

POLYMER POWER BANK
P106W10 USER MANUAL

Please read this user manual before
using the product, then keep it in good condition.

Product Guide

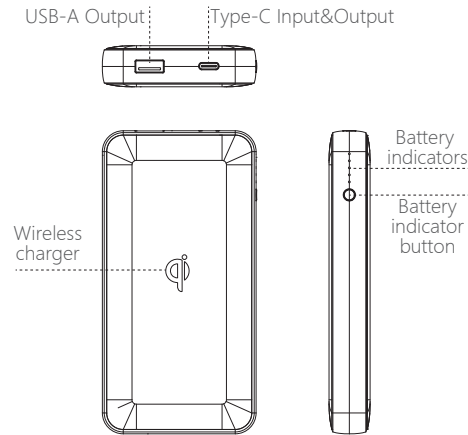
1 Accessories

- Host
- User manual
- Cable

2 Specification

Model	P106W10
Type-C Input	5V /3A, 9V/2A
USB-A Output	5V /2.4A, 9V/2A, 12V/1.5A
Type-C Output	5V /3A, 9V/2A
Wireless charger Output	5W/7.5W/10W
Output	18W(Max)
Dimensions	138x70x18.7mm
Weight	210±10g
Battery Capacity	10000mAh/3.7V/37Wh

3 Overview



Input	Self-charging
Output /Wireless charger	For charging digital devices.
Battery indicators	LED indicators to show battery status
Battery indicator button	Press to check the battery level

HAME

—Warranty Card —

Thank you very much for using our products. According to the prescription, anybelongs to under normal usage circumstance cause because of the product quality's problem of breakdown,our company will be responsible for giving free maintain during this period.

- Free maintain won't be given under the following circumstance:
- 1.Without Protection to fix warrantees and the purchasing invoice.
 - 2.The protect to fix card or purchasing invoice has been changed.
 - 3.The breakdown and damage caused by the Force majeure.
 - 4.The breakdown,damaged because of the transportation or handling.
 - 5.The breakdown caused by the manipulation that hasn't follow the requests of the Manual.
 - 6.The damage caused by the dismantle movement of non-our-company authorized maintainer.

In protect fix the period,customers can bring the purchasing invoice and the customer couplet that has filled to the vendor,and please send back to HAME for repair by the vendor.

Hame Technology Co., Limited
Add: 3/F, Plant #1, Huahan Industrial Park,No.16, Jinniu West Rd., Pingshan New District,Shenzhen 518118, China.
Website: www.hametech.com

反面

Certificate Of Approval

Date of Manufacture: _____

Quality Controller:_____

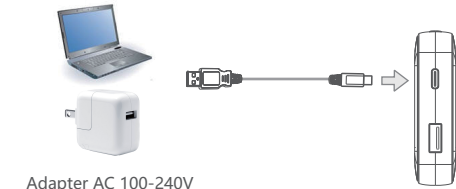
Customer Couplet

Product Name:	Customer Name:
Model:	Address:
S/N:	City:
Purchase Date:	ZIP:
Dealer:	TEL/FAX:
Dealer's address:	Email:
	Customer Signature:

Operation introduction

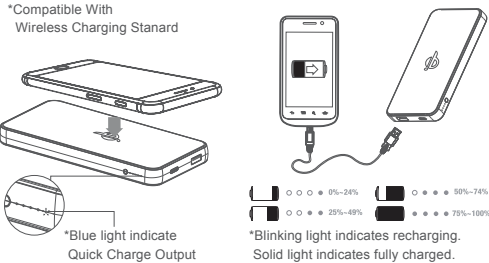
Charging power bank:

See below diagram,the white indicator is flickering when charging.It will stop flicker and all the indicators turn in white after fully charged.Please remove the adapter safely after power bank is fully charged.



Charging digital devices:

Once the power bank is connected to the digital device, the device shall be charged.



Matters needing attention

It is forbidden to put the equipment in high temperature and high humidity environment, lest cause equipment overheating and internal short circuit and damage to equipment. Storage temperature not more than 45 degrees, high temperature storage for a long time can affect the service life of the machine.

maintenance

For a long time do not use the equipment should be the power plug from the outlet of down.At least half a year using a device to ensure the service life of equipment. If the equipment malfunction, please have qualified personnel maintenance, don't disassemble equipment without permission.

IMPORTANT SAFETY INSTRUCTIONS:

- WARNING – When using this product, basic precautions should always be followed, including the following:
- a) Read all the instructions before using the product.
 - b) To reduce the risk of injury, close supervision is necessary when the product is used near children.
 - c) Do not put fingers or hands into the product.
 - d) Do not expose power bank to rain or snow.
 - e) Use of a power supply or charger not recommended or sold by power pack manufacturer may result in a risk of fire or injury to persons.
 - f) Do not use the power bank in excess of its output rating. Overload outputs above rating may result in a risk of fire or injury to persons.

- g) Do not use the power bank that is damaged or modified. Damaged or modified batteries may exhibit unpredictable behavior resulting in fire, explosion or risk of injury.
 - h) Do not disassemble the power bank. Take it to a qualified service person when service or repair is required. Incorrect reassembly may result in a risk of fire or injury to persons.
 - i) Do not expose a power pack to fire or excessive temperature. Exposure to fire or temperature above 100°C may cause explosion. The temperature of 100°C can be replaced by the temperature of 212°F.
 - j) Have servicing performed by a qualified repair person using only identical replacement parts. This will ensure that the safety of the product is maintained.
 - k) Switch off the power bank when not in use.
- SAVE THESE INSTRUCTIONS

Hame Technology Co., Limited

Add: 3/F, Plant #1, Huahan Industrial Park,No.16, Jinniu West Rd., Pingshan New District,Shenzhen 518118, China. Made in china
Website: www.hametech.com
Enterprice Standard :Q/HAME 002-2016



品名:使用指南 P106W10 V1.0 国外
料号:
尺寸:115*75mm
材质:80g双胶纸，双面单黑色印刷，风琴折

FCC Statement

This device complies with part 15 and part 18 of the FCC Rules. Operation is Subject To the following two conditions:

(1) This device may not cause harmful interference, and (2) this device must accept any interference received, including interference that may cause undesired operation. Changes or modifications not explicitly approved by the party responsible for compliance could void the user's authority to operate this equipment.

Note: this equipment has been tested and found to comply with the limits for a Class B digital device, pursuant to part 15 and part 18 of the FCC Rules. These limits are designed to provide reasonable protection against harmful interference in a residential installation. This equipment generates, uses and can radiate radio frequency energy and, if not installed and used in accordance with the instructions, may cause harmful interference to radio communications. However, there is no guarantee that interference will not occur in a particular installation. If this equipment does cause harmful interference to radio or television reception, which can be determined by turning the equipment off and on, the user is encouraged to try to correct the interference by one or more of the following measures:

- Reorient or relocate the receiving antenna.
- Increase the separation between the equipment and receiver.
- Connect the equipment into an outlet on a circuit different from that to which the receiver is connected.
- Consult the dealer or an experienced radio/TV technician for help.

The equipment complies with FCC radiation exposure limits set forth for an uncontrolled environment. During the operation of device a distance of 15 cm surrounding the device and 20 cm above the top surface of the device must be respected.

This device complies with Part 18 of the FCC Rules. This equipment generates uses and can radiate radio frequency energy and, if not installed and used in accordance with the instructions, may cause harmful interference to radio communications. If this equipment does cause harmful interference to radio or television reception, which can be determined by turning the equipment off and on, the user is encouraged to try to correct the interference by one or more of the following measures:

- Increase the separation between the equipment and any other radio device.
- Connect the equipment into an outlet on a circuit different from that to which the receiver is connected.