

**Appendix D. SAR Test Setup Photos**


**Head Exposure Condition**



**Right Cheek, Test Separation 0 mm**



**Right Tilted, Test Separation 0 mm**




**Left Cheek, Test Separation 0 mm**



**Left Tilted, Test Separation 0 mm**

Hotspot Exposure Condition



Front, Test Separation 10 mm




Back, Test Separation 10 mm




Left Side, Test Separation 10 mm



Right Side, Test Separation 10 mm



Top Side, Test Separation 10 mm



Bottom Side, Test Separation 10 mm

**Body-worn Exposure Condition**




Front, Test Separation 15 mm




Back, Test Separation 15 mm

**Sensor off**



Front, Test Separation 18 mm




Back, Test Separation 23 mm


Product Specific 10g SAR



Front, Test Separation 0 mm




Back, Test Separation 0 mm



Left Side, Test Separation 0 mm




Right Side, Test Separation 0 mm




Top Side, Test Separation 0 mm

<Sensor on>



Front, Test Separation 18 mm



Back, Test Separation 23 mm



Left Side, Test Separation 16 mm

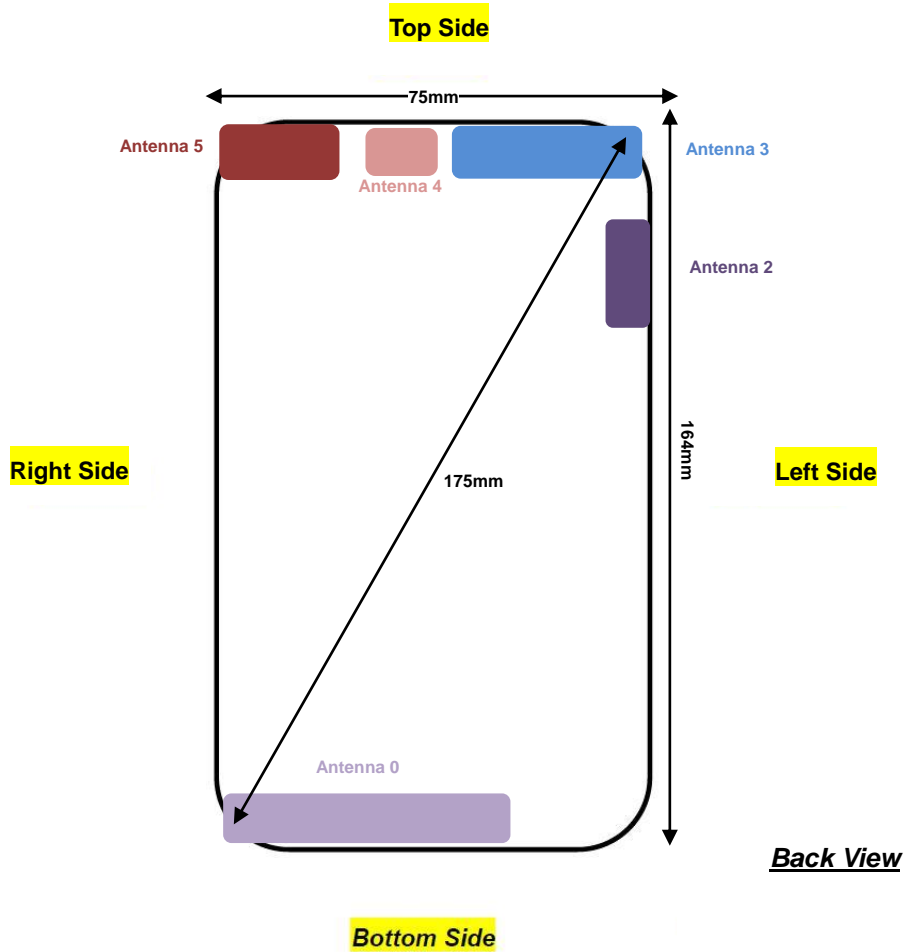


Right Side, Test Separation 13 mm



Top Side, Test Separation 23 mm

### Antenna Location



Antenna	Support Band
Ant 0	GSM: 850<TX/RX> WCDMA: B5<TX/RX> LTE: B5/12/13/17/26/71<TX/RX> NR: n5/71<TX/RX>
Ant 2	LTE: B2/30/66<TX/RX> NR: n2/66<TX/RX>
Ant 3	GSM: 1900<TX/RX> WCDMA: B2/4<TX/RX> LTE B2/4/7/25/30/66<TX/RX> NR: n2/7/25/30/66/38/41<TX/RX>
Ant 4	LTE: B48<TX/RX> 5G NR:n48/77/78 <TX/RX>
Ant 5	WLAN 2.4GHz/5GHz <TX/RX> Bluetooth<TX/RX>

Note: LTE Band 30/66 at Ant 2 was limited to EN-DC combination only. LTE Band 2 at Antenna 2 was limited to EN-DC combination and inter-band uplink CA only

Distance of the Antenna to the EUT surface/edge						
Antennas	Back	Front	Top Side	Bottom Side	Right Side	Left Side
Antenna 0	≤ 25mm	≤ 25mm	>25mm	≤ 25mm	≤ 25mm	≤ 25mm
Antenna 2	≤ 25mm	≤ 25mm	≤ 25mm	>25mm	>25mm	≤ 25mm
Antenna 3	≤ 25mm	≤ 25mm	≤ 25mm	>25mm	>25mm	≤ 25mm
Antenna 4	≤ 25mm	≤ 25mm	≤ 25mm	>25mm	≤ 25mm	>25mm
Antenna 5	≤ 25mm	≤ 25mm	≤ 25mm	>25mm	≤ 25mm	>25mm

Positions for SAR tests; Hotspot mode						
Antennas	Back	Front	Top Side	Bottom Side	Right Side	Left Side
Antenna 0	Yes	Yes	No	Yes	Yes	Yes
Antenna 2	Yes	Yes	Yes	No	No	Yes
Antenna 3	Yes	Yes	Yes	No	No	Yes
Antenna 4	Yes	Yes	Yes	No	Yes	No
Antenna 5	Yes	Yes	Yes	No	Yes	No

**General Note:**

Referring to KDB 941225 D06 v02r01, when the overall device length and width are ≥ 9cm\*5cm, the test distance is 10 mm. SAR must be measured for all sides and surfaces with a transmitting antenna located within 25mm from that surface or edge.