

Appendix A

Detailed System Check Results

1. System Performance Check
System Performance Check 835 MHz Head
System Performance Check 1950 MHz Head
System Performance Check 2450 MHz Head
System Performance Check 2600 MHz Head
System Performance Check 5250 MHz Head
System Performance Check 5600 MHz Head
System Performance Check 5750 MHz Head

Measurement Report for Device, , , CW, Channel 0 (835.0 MHz)

Communication System: ; Frequency: 835.0

Medium: HSL. Medium parameters used: $f = 835.0$ MHz; $\sigma = 0.885$ S/m; $\epsilon_r = 43.1$

DASY8 Configuration:

- Probe: EX3DV4 - SN7636; ConvF(10.4,10.4,10.4); Calibrated: 2023-06-05
- Sensor-Surface: 1.4 mm
- Electronics: DAE4 Sn1484; Calibrated: 2023-06-05
- Phantom: Twin-SAM V8.0 (30deg probe tilt); Serial: 2103
- Measurement Software: cDASY8 V16.2.0.1425

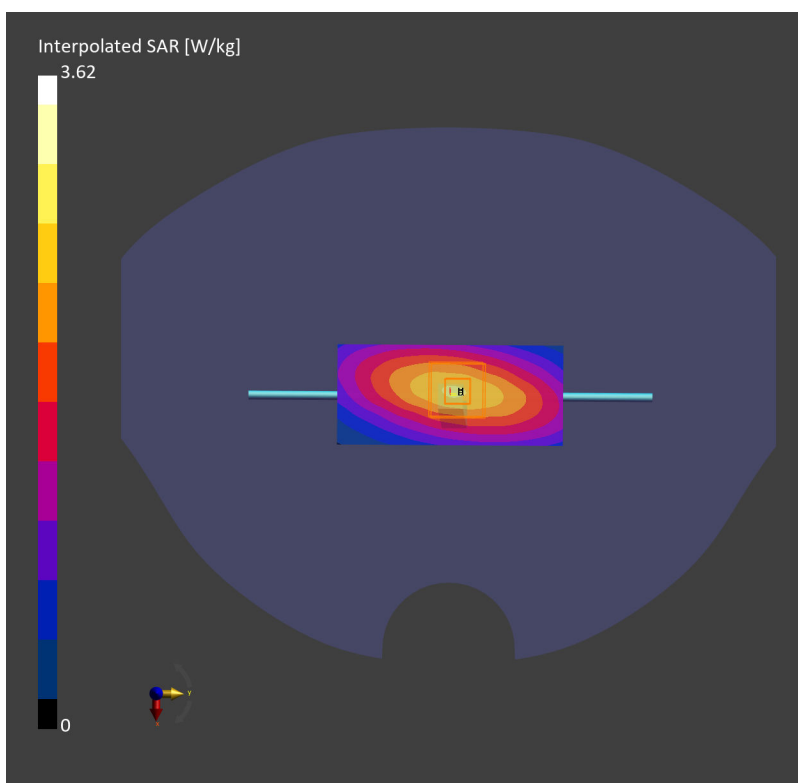
Area Scan (40.0 mm x 90.0 mm): Measurement Grid: 10.0 mm x 15.0 mm

SAR (1g) = 2.39 W/kg; SAR (10g) = 1.57 W/kg;

Zoom Scan (30.0 mm x 30.0 mm x 30.0 mm): Measurement Grid: 6.0 mm x 6.0 mm x 1.5 mm

Power Drift = -0.14 dB

SAR (1g) = 2.30 W/kg; SAR (10g) = 1.49 W/kg;



Measurement Report for Device, , , CW, Channel 0 (835.0 MHz)

Communication System: ; Frequency: 835.0

Medium: HSL. Medium parameters used: $f = 835.0$ MHz; $\sigma = 0.930$ S/m; $\epsilon_r = 43.0$

DASY8 Configuration:

- Probe: EX3DV4 - SN7636; ConvF(10.4,10.4,10.4); Calibrated: 2023-06-05
- Sensor-Surface: 1.4 mm
- Electronics: DAE4 Sn1484; Calibrated: 2023-06-05
- Phantom: Twin-SAM V8.0 (30deg probe tilt); Serial: 2103
- Measurement Software: cDASY8 V16.2.0.1425

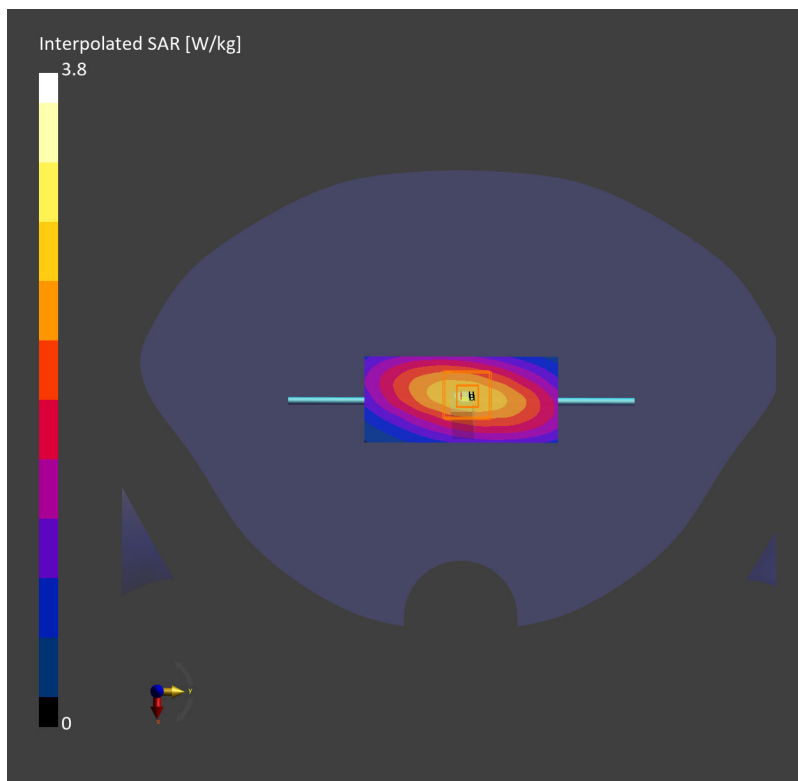
Area Scan (40.0 mm x 90.0 mm): Measurement Grid: 10.0 mm x 15.0 mm

SAR (1g) = 2.51 W/kg; SAR (10g) = 1.65 W/kg;

Zoom Scan (30.0 mm x 30.0 mm x 30.0 mm): Measurement Grid: 6.0 mm x 6.0 mm x 1.5 mm

Power Drift = 0.08 dB

SAR (1g) = 2.41 W/kg; SAR (10g) = 1.57 W/kg;



Measurement Report for Device, , , CW, Channel 0 (1950.0 MHz)

Communication System: ; Frequency: 1950.0

Medium: HSL. Medium parameters used: $f= 1950.0$ MHz; $\sigma= 1.38$ S/m; $\epsilon_r = 40.1$

DASY8 Configuration:

- Probe: EX3DV4 - SN7636; ConvF(8.63, 8.63, 8.63); Calibrated: 2023-06-05
- Sensor-Surface: 1.4 mm
- Electronics: DAE4 Sn1484; Calibrated: 2023-06-05
- Phantom: Twin-SAM V8.0 (30deg probe tilt); Serial: 2103
- Measurement Software: cDASY8 V16.2.0.1425


Area Scan (40.0 mm x 90.0 mm): Measurement Grid: 10.0 mm x 15.0 mm

SAR (1g) = 9.62 W/kg; SAR (10g) = 4.95 W/kg;

Zoom Scan (30.0 mm x 30.0 mm x 30.0 mm): Measurement Grid: 6.0 mm x 6.0 mm x 1.5 mm

Power Drift = -0.04 dB

SAR (1g) = 9.30 W/kg; SAR (10g) = 4.82 W/kg;



Measurement Report for Device, , , CW, Channel 0 (2450.0 MHz)

Communication System: ; Frequency: 2450.0

Medium: HSL. Medium parameters used: $f = 2450.0$ MHz; $\sigma = 1.81$ S/m; $\epsilon_r = 38.2$

DASY8 Configuration:

- Probe: EX3DV4 - SN7636; ConvF(8.05,8.05,8.05); Calibrated: 2023-06-05
- Sensor-Surface: 1.4 mm
- Electronics: DAE4 Sn1484; Calibrated: 2023-06-05
- Phantom: Twin-SAM V8.0 (30deg probe tilt); Serial: 2103
- Measurement Software: cDASY8 V16.2.0.1425

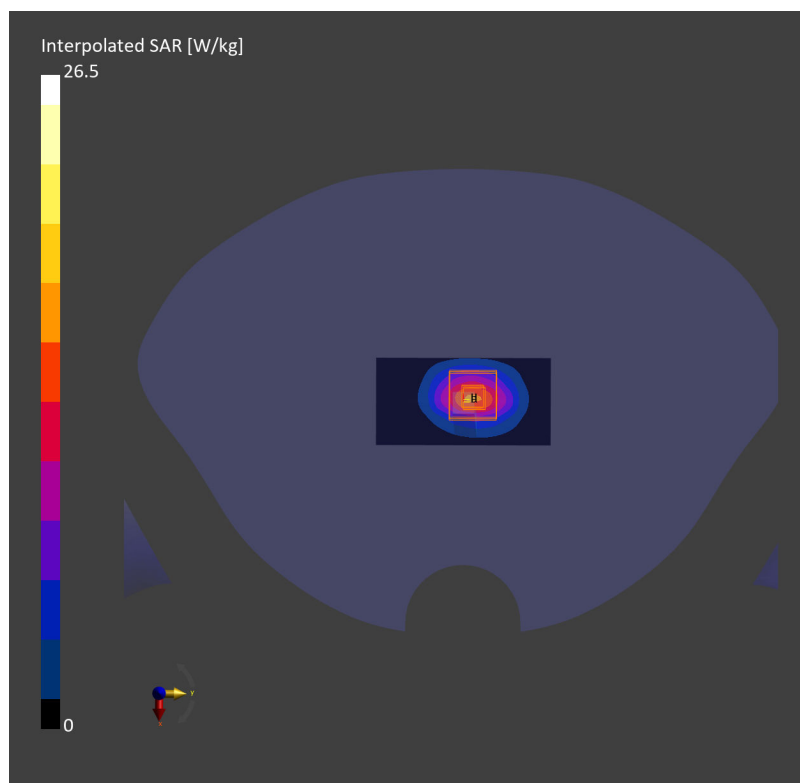
Area Scan (40.0 mm x 80.0 mm): Measurement Grid: 10.0 mm x 10.0 mm

SAR (1g) = 12.4 W/kg; SAR (10g) = 5.83 W/kg;

Zoom Scan (30.0 mm x 30.0 mm x 30.0 mm): Measurement Grid: 5.0 mm x 5.0 mm x 1.5 mm

Power Drift = -0.11 dB

SAR (1g) = 12.5 W/kg; SAR (10g) = 5.86 W/kg;



Measurement Report for Device, , , CW, Channel 0 (2600.0 MHz)

Communication System: ; Frequency: 2600.0

Medium: HSL. Medium parameters used: $f= 2600.0$ MHz; $\sigma= 1.97$ S/m; $\epsilon_r = 37.7$

DASY8 Configuration:

- Probe: EX3DV4 - SN7636; ConvF(7.85, 7.85, 7.85); Calibrated: 2023-06-05
- Sensor-Surface: 1.4 mm
- Electronics: DAE4 Sn1484; Calibrated: 2023-06-05
- Phantom: Twin-SAM V8.0 (30deg probe tilt); Serial: 2103
- Measurement Software: cDASY8 V16.2.0.1425

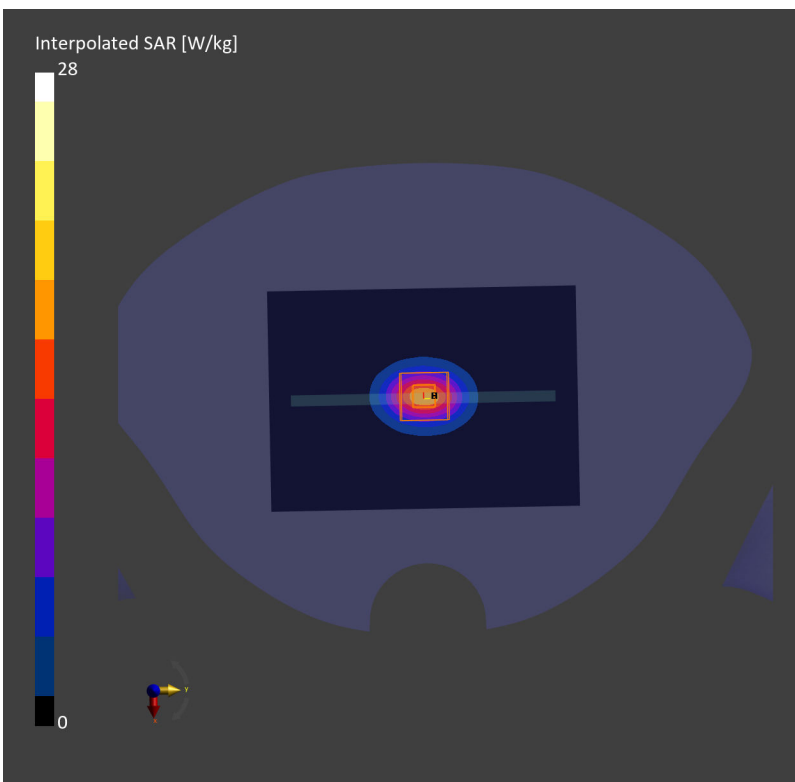
Area Scan (100.0 mm x 140.0 mm): Measurement Grid: 5.0 mm x 10.0 mm

SAR (1g) = 14.0 W/kg; SAR (10g) = 6.34 W/kg;

Zoom Scan (30.0 mm x 30.0 mm x 30.0 mm): Measurement Grid: 5.0 mm x 5.0 mm x 1.5 mm

Power Drift = -0.01 dB

SAR (1g) = 13.8 W/kg; SAR (10g) = 6.44 W/kg;



Measurement Report for Device, , , CW, Channel 0 (2600.0 MHz)

Communication System: ; Frequency: 2600.0

Medium: HSL. Medium parameters used: $f = 2600.0$ MHz; $\sigma = 1.89$ S/m; $\epsilon_r = 37.1$

DASY8 Configuration:

- Probe: EX3DV4 - SN7636; ConvF(7.85, 7.85, 7.85); Calibrated: 2023-06-05
- Sensor-Surface: 1.4 mm
- Electronics: DAE4 Sn1484; Calibrated: 2023-06-05
- Phantom: Twin-SAM V8.0 (30deg probe tilt); Serial: 2103
- Measurement Software: cDASY8 V16.2.0.1425


Area Scan (40.0 mm x 80.0 mm): Measurement Grid: 10.0 mm x 10.0 mm

SAR (1g) = 14.6 W/kg; SAR (10g) = 6.70 W/kg;

Zoom Scan (30.0 mm x 30.0 mm x 30.0 mm): Measurement Grid: 5.0 mm x 5.0 mm x 1.5 mm

Power Drift = -0.17 dB

SAR (1g) = 14.7 W/kg; SAR (10g) = 6.66 W/kg;



Measurement Report for Device, , , CW, Channel 0 (5250.0 MHz)

Communication System: ; Frequency: 5250.0

Medium: HSL. Medium parameters used: $f = 5250.0$ MHz; $\sigma = 4.78$ S/m; $\epsilon_r = 36.2$

DASY8 Configuration:

- Probe: EX3DV4 - SN7636; ConvF(5.65, 5.65, 5.65); Calibrated: 2023-06-05
- Sensor-Surface: 1.4 mm
- Electronics: DAE4 Sn1484; Calibrated: 2023-06-05
- Phantom: Twin-SAM V8.0 (30deg probe tilt); Serial: 2103
- Measurement Software: cDASY8 V16.2.0.1425


Area Scan (40.0 mm x 80.0 mm): Measurement Grid: 10.0 mm x 10.0 mm

SAR (1g) = 6.84 W/kg; SAR (10g) = 2.04 W/kg;

Zoom Scan (22.0 mm x 22.0 mm x 22.0 mm): Measurement Grid: 4.0 mm x 4.0 mm x 1.4 mm

Power Drift = -0.03 dB

SAR (1g) = 7.49 W/kg; SAR (10g) = 2.16 W/kg;



Measurement Report for Device, , , CW, Channel 0 (5600.0 MHz)

Communication System: ; Frequency: 5600.0

Medium: HSL. Medium parameters used: $f = 5600.0$ MHz; $\sigma = 5.17$ S/m; $\epsilon_r = 35.3$

DASY8 Configuration:

- Probe: EX3DV4 - SN7636; ConvF(5.1,5.1,5.1); Calibrated: 2023-06-05
- Sensor-Surface: 1.4 mm
- Electronics: DAE4 Sn1484; Calibrated: 2023-06-05
- Phantom: Twin-SAM V8.0 (30deg probe tilt); Serial: 2103
- Measurement Software: cDASY8 V16.2.0.1425


Area Scan (40.0 mm x 80.0 mm): Measurement Grid: 10.0 mm x 10.0 mm

SAR (1g) = 7.61 W/kg; SAR (10g) = 2.26 W/kg;

Zoom Scan (22.0 mm x 22.0 mm x 22.0 mm): Measurement Grid: 4.0 mm x 4.0 mm x 1.4 mm

Power Drift = -0.03 dB

SAR (1g) = 8.39 W/kg; SAR (10g) = 2.38 W/kg;



Measurement Report for Device, , , CW, Channel 0 (5750.0 MHz)

Communication System: ; Frequency: 5750.0

Medium: HSL. Medium parameters used: $f = 5750.0$ MHz; $\sigma = 5.36$ S/m; $\epsilon_r = 35.1$

DASY8 Configuration:

- Probe: EX3DV4 - SN7636; ConvF(5.15,5.15,5.15); Calibrated: 2023-06-05
- Sensor-Surface: 1.4 mm
- Electronics: DAE4 Sn1484; Calibrated: 2023-06-05
- Phantom: Twin-SAM V8.0 (30deg probe tilt); Serial: 2103
- Measurement Software: cDASY8 V16.2.0.1425

Area Scan (40.0 mm x 80.0 mm): Measurement Grid: 10.0 mm x 10.0 mm

SAR (1g) = 6.84 W/kg; SAR (10g) = 2.06 W/kg;

Zoom Scan (22.0 mm x 22.0 mm x 22.0 mm): Measurement Grid: 4.0 mm x 4.0 mm x 1.4 mm

Power Drift = 0.07 dB

SAR (1g) = 7.56 W/kg; SAR (10g) = 2.16 W/kg;

