

TEST REPORT

Application No.: SZCR2404001381AT

Applicant/ Manufacturer/ Factory: Wuxi iData Technology Company Ltd.

Address of Applicant/ Manufacturer/ Factory: Floor 11, Building B1. Wuxi Binhu National Sensing Information Center, No.999 Gaolang East Road, Wuxi, China

Equipment Under Test (EUT):

EUT Name: New Mobile Computer

Model No.: iData T1 Pro, iData T1A Pro, iData T1T Pro, iData T1P Pro, iData T1S Pro, iData T1L Pro, iData T1C Pro, iData T1M Pro, iData T1HC Pro, iData T1 Pro HC, iData T1 Pro 27°, iData T1 Pro 45°, iData T1 Pro Angle, iData T1 Pro Plus, iData T1 Pro Lite, iData T1 Pro Max, iData T1 Pro Ultra, iData T1 Pro Color, iData T1 Pro Premium, iData T1 Pro Edition, iData T1 Pro Plus Edition, iData T1 Pro UHF, T1 Pro, T1A Pro, T1T Pro, T1P Pro, T1S Pro, T1L Pro, T1C Pro, T1M Pro, T1HC Pro, T1 Pro HC, T1 Pro 27°, T1 Pro 45°, T1 Pro Angle, T1 Pro Plus, T1 Pro Lite, T1 Pro Max, T1 Pro Ultra, T1 Pro Color, T1 Pro Premium, T1 Pro Edition, T1 Pro Plus Edition, T1 Pro UHF, S37, M62, C55, T80, Y81, Z36

♣ Please refer to section 2 of this report which indicates which model was actually tested and which were electrically identical.

Trade Mark: iData

FCC ID: 2ADE3IDATAT1PRO

Standard(s) : 47 CFR Part 2
47 CFR Part 22 subpart H
47 CFR Part 24 subpart E
47 CFR Part 27 subpart C

Date of Receipt: 2024-04-17

Date of Test: 2024-04-22 to 2024-05-14

Date of Issue: 2024-05-31

Test Result:	Pass
---------------------	-------------

* In the configuration tested, the EUT complied with the standards specified above.

Keny Xu

Keny Xu
EMC Laboratory Manager



SGS-CSTC Standards Technical Services Co., Ltd.
Shenzhen Branch Testing & Calibration Laboratory

Unless otherwise agreed in writing, this document is issued by the Company subject to its General Conditions of Service printed overleaf, available on request or accessible at <https://www.sgs.com/en/Terms-and-Conditions>. Attention is drawn to the limitation of liability, indemnification and jurisdiction issues defined therein. Any holder of this document is advised that information contained hereon reflects the Company's findings at the time of its intervention only and within the limits of Client's instructions, if any. The Company's sole responsibility is to its Client and this document does not exonerate parties to a transaction from exercising all their rights and obligations under the transaction documents. This document cannot be reproduced except in full, without prior written approval of the Company. Any unauthorized alteration, forgery or falsification of the content or appearance of this document is unlawful and offenders may be prosecuted to the fullest extent of the law. Unless otherwise stated the results shown in this test report refer only to the sample(s) tested and such sample(s) are retained for 30 days only.

Attention: To check the authenticity of testing /inspection report & certificate, please contact us at telephone: (86-755) 83071443, or email: CN.Doccheck@sgs.com

No.1 Workshop, M-10, Middle Section, Science & Technology Park, Nanshan District, Shenzhen, Guangdong, China 518057 t (86-755) 26012053 f (86-755) 26710594 www.sgsgroup.com.cn
中国·广东·深圳市南山区科技园中区M-10栋1号厂房 邮编: 518057 t (86-755) 26012053 f (86-755) 26710594 sgs.china@sgs.com

SGS-CSTC Standards Technical Services Co., Ltd. Shenzhen Branch

SZEMC-TRF-01 Rev. A/1

Report No.: SZCR240400138109

Page: 2 of 31

Revision Record				
Version	Chapter	Date	Modifier	Remark
01		2024-05-31		Original

Authorized for issue by:				
		Calvin Weng		
		Calvin Weng/Project Engineer		
		Eric Fu		
		Eric Fu/Reviewer		



Unless otherwise agreed in writing, this document is issued by the Company subject to its General Conditions of Service printed overleaf, available on request or accessible at <https://www.sgs.com/en/Terms-and-Conditions>. Attention is drawn to the limitation of liability, indemnification and jurisdiction issues defined therein. Any holder of this document is advised that information contained hereon reflects the Company's findings at the time of its intervention only and within the limits of Client's instructions, if any. The Company's sole responsibility is to its Client and this document does not exonerate parties to a transaction from exercising all their rights and obligations under the transaction documents. This document cannot be reproduced except in full, without prior written approval of the Company. Any unauthorized alteration, forgery or falsification of the content or appearance of this document is unlawful and offenders may be prosecuted to the fullest extent of the law. Unless otherwise stated the results shown in this test report refer only to the sample(s) tested and such sample(s) are retained for 30 days only.

Attention: To check the authenticity of testing /inspection report & certificate, please contact us at telephone: (86-755) 8307 1443, or email: CN.Doccheck@sgs.com

SGS-CSTC Standards Technical Services Co., Ltd.
Shenzhen Branch Testing & Calibration Laboratory

No.1 Workshop, M-10, Middle Section, Science & Technology Park, Nanshan District, Shenzhen, Guangdong, China 518057 t (86-755) 26012053 f (86-755) 26710594 www.sgsgroup.com.cn
中国·广东·深圳市南山区科技园中区M-10栋1号厂房 邮编:518057 t (86-755) 26012053 f (86-755) 26710594 sgs.china@sgs.com

2 Test Summary

Test Item	FCC Rule No.	Requirements	Verdict
Effective (Isotropic) Radiated Output Power Data	§2.1046 §22.913 §24.232 §27.50(c) §27.50(d) §27.50(h)	ERP≤ 7W(LTE Band 5) EIRP≤ 2W(LTE Band 2) ERP≤ 3W(LTE Band 12,17) EIRP≤ 1W(LTE Band 4) ERP≤ 2W(LTE Band 7,38,41)	PASS
Peak-Average Ratio	§22.913 §24.232 §27.50(a) §27.50(d)	≤13dB	PASS
Bandwidth	§2.1049(h)	OBW: No limit EBW: No limit	PASS
Band Edge Compliance	§2.1051 §22.917 §24.238 §27.50(g) §27.50(h) §27.50(m)	≤ -13dBm (LTE Band5) ≤ -13dBm (LTE Band2) ≤ -13dBm (LTE Band12,17) ≤ -13dBm (LTE Band4) Refer to clause 6.4 for LTE Band7,38,41	PASS
Spurious emissions at antenna terminals	§2.1051 §22.917 §24.238 §27.50(g) §27.50(h) §27.50(m)	≤ -13dBm (LTE Band5) ≤ -13dBm (LTE Band2) ≤ -13dBm (LTE Band12,17) ≤ -13dBm (LTE Band4) Refer to clause 6.5 for LTE Band7,38,41	PASS
Field strength of spurious radiation	§2.1051 §22.917 §24.238 §27.50(g) §27.50(h) §27.50(m)	≤ -13dBm (LTE Band5) ≤ -13dBm (LTE Band2) ≤ -13dBm (LTE Band12,17) ≤ -13dBm (LTE Band4) Refer to clause 6.6 for LTE Band7,38,41	PASS
Frequency stability	§2.1055 §22.355 §24.235 §27.54	≤ ±2.5ppm.	PASS

SGS-CSTC Standards Technical Services Co., Ltd. Shenzhen Branch

SZEMC-TRF-01 Rev. A/1

Report No.: SZCR240400138109

Page: 4 of 31

Declaration of EUT Family Grouping:

Model No.: iData T1 Pro, iData T1A Pro, iData T1T Pro, iData T1P Pro, iData T1S Pro, iData T1L Pro, iData T1C Pro, iData T1M Pro, iData T1HC Pro, iData T1 Pro HC, iData T1 Pro 27°, iData T1 Pro 45°, iData T1 Pro Angle, iData T1 Pro Plus, iData T1 Pro Lite, iData T1 Pro Max, iData T1 Pro Ultra, iData T1 Pro Color, iData T1 Pro Premium, iData T1 Pro Edition, iData T1 Pro Plus Edition, iData T1 Pro UHF, T1 Pro, T1A Pro, T1T Pro, T1P Pro, T1S Pro, T1L Pro, T1C Pro, T1M Pro, T1HC Pro, T1 Pro HC, T1 Pro 27°, T1 Pro 45°, T1 Pro Angle, T1 Pro Plus, T1 Pro Lite, T1 Pro Max, T1 Pro Ultra, T1 Pro Color, T1 Pro Premium, T1 Pro Edition, T1 Pro Plus Edition, T1 Pro UHF, S37, M62, C55, T80, Y81, Z36

Only the model iData T1 Pro was tested, since according to the declaration from the applicant, the electrical circuit design, PCB layout, components used, internal wiring and functions were identical for all the above models, with only difference on color and pattern.



SGS-CSTC Standards Technical Services Co., Ltd.
Shenzhen Branch (Shenzhen EMC Laboratory)

Unless otherwise agreed in writing, this document is issued by the Company subject to its General Conditions of Service printed overleaf, available on request or accessible at <https://www.sgs.com/en/Terms-and-Conditions>. Attention is drawn to the limitation of liability, indemnification and jurisdiction issues defined therein. Any holder of this document is advised that information contained hereon reflects the Company's findings at the time of its intervention only and within the limits of Client's instructions, if any. The Company's sole responsibility is to its Client and this document does not exonerate parties to a transaction from exercising all their rights and obligations under the transaction documents. This document cannot be reproduced except in full, without prior written approval of the Company. Any unauthorized alteration, forgery or falsification of the content or appearance of this document is unlawful and offenders may be prosecuted to the fullest extent of the law. Unless otherwise stated the results shown in this test report refer only to the sample(s) tested and such sample(s) are retained for 30 days only.

Attention: To check the authenticity of testing / inspection report & certificate, please contact us at telephone: (86-755) 8307 1443, or email: CN.Doccheck@sgs.com

No.1 Workshop, M-10, Middle Section, Science & Technology Park, Nanshan District, Shenzhen, Guangdong, China 518057 t (86-755) 26012053 f (86-755) 26710594 www.ssgroup.com.cn
中国·广东·深圳市南山区科技园中区M-10栋1号厂房 邮编: 518057 t (86-755) 26012053 f (86-755) 26710594 sgs.china@sgs.com

3 Contents

	Page
1 Cover Page	1
2 Test Summary	3
3 Contents	5
4 General Information	7
4.1 Details of E.U.T.	7
4.2 Test Frequency	7
4.3 Test Environment	10
4.4 Description of Support Units	10
4.5 Measurement Uncertainty	10
4.6 Test Location	11
4.7 Test Facility	11
4.8 Deviation from Standards	11
4.9 Abnormalities from Standard Conditions	11
5 Equipment List	12
6 Radio Spectrum Matter Test Results	14
6.1 Effective (Isotropic) Radiated Output Power Data	14
6.1.1 E.U.T. Operation	14
6.1.2 Test Setup Diagram	14
6.1.3 Measurement Data	14
6.2 Peak-Average Ratio	15
6.2.1 E.U.T. Operation	15
6.2.2 Test Setup Diagram	15
6.2.3 Measurement Data	15
6.3 Bandwidth	16
6.3.1 E.U.T. Operation	16
6.3.2 Test Setup Diagram	16
6.3.3 Measurement Data	16
6.4 Band Edge Compliance	17
6.4.1 E.U.T. Operation	17
6.4.2 Test Setup Diagram	17
6.4.3 Measurement Data	17
6.5 Spurious emissions at antenna terminals	18
6.5.1 E.U.T. Operation	18
6.5.2 Test Setup Diagram	18
6.5.3 Measurement Data	18
6.6 Field strength of spurious radiation	19
6.6.1 E.U.T. Operation	19
6.6.2 Test Setup Diagram	20
6.6.3 Measurement Procedure and Data	21
6.7 Frequency stability	30
6.7.1 E.U.T. Operation	30





SGS-CSTC Standards Technical Services Co., Ltd. Shenzhen Branch

SZEMC-TRF-01 Rev. A/1

Report No.: SZCR240400138109

Page: 6 of 31

6.7.2	Test Setup Diagram	30
6.7.3	Measurement Data	30
7	Test Setup Photo	31
8	EUT Constructional Details (EUT Photos)	31



SGS-CSTC Standards Technical Services Co., Ltd.
Shenzhen Branch Testing & Calibration Laboratory

Unless otherwise agreed in writing, this document is issued by the Company subject to its General Conditions of Service printed overleaf, available on request or accessible at <https://www.sgs.com/en/Terms-and-Conditions>. Attention is drawn to the limitation of liability, indemnification and jurisdiction issues defined therein. Any holder of this document is advised that information contained hereon reflects the Company's findings at the time of its intervention only and within the limits of Client's instructions, if any. The Company's sole responsibility is to its Client and this document does not exonerate parties to a transaction from exercising all their rights and obligations under the transaction documents. This document cannot be reproduced except in full, without prior written approval of the Company. Any unauthorized alteration, forgery or falsification of the content or appearance of this document is unlawful and offenders may be prosecuted to the fullest extent of the law. Unless otherwise stated the results shown in this test report refer only to the sample(s) tested and such sample(s) are retained for 30 days only.

Attention: To check the authenticity of testing /inspection report & certificate, please contact us at telephone: (86-755) 8307 1443, or email: CN.Doccheck@sgs.com

No.1 Workshop, M-10, Middle Section, Science & Technology Park, Nanshan District, Shenzhen, Guangdong, China 518057 t (86-755) 26012053 f (86-755) 26710594 www.ssgroup.com.cn
中国·广东·深圳市南山区科技园中区M-10栋1号厂房 邮编: 518057 t (86-755) 26012053 f (86-755) 26710594 sgs.china@sgs.com

4 General Information

4.1 Details of E.U.T.

Power supply:	DC3.85V by li-ion battery(5000mAh) Battery M/N:H2461 Battery Manufacturer: Zhongshan Tianmao Battery Co.,Ltd Recharged by AC/DC power adapter Power Adapter M/N:FJ-SW1260502000UN Power Adapter Input: AC100-240V, 50/60Hz, 0.4A Power Adapter Output: DC5V/2A
Cable:	USB type C cable: 1m shielded cable without ferrite core
Cable Loss (for RF conducted test):	0.7dB
Sample Type:	Portable production
LTE Operation Frequency Band:	LTE FDD Band 2,4,5,7,12,17,38,41
Modulation Type:	QPSK, 16QAM
LTE Power Class:	Level 3
Antenna Type:	PIFA Antenna
Antenna Gain:	LTE B2:-1.6dBi;B4: 0.9dBi; B5:-2.1dBi,B7:3.4dBi,B12:-1.1dBi, B17:-1.1dBi,B38:3.4dBi,,B41:3.4dBi

4.2 Test Frequency

Test mode:	Nominal Bandwidth (MHz)	RF Channel		
		Low (L)	Middle (M)	High (H)
		MHz	MHz	MHz
LTE FDD Band 2	1.4	1850.7	1880	1909.3
	3	1851.5	1880	1908.5
	5	1852.5	1880	1907.5
	10	1855.0	1880	1905.0
	15	1857.5	1880	1902.5
	20	1860.0	1880	1900.0



SGS-CSTC Standards Technical Services Co., Ltd. Shenzhen Branch

SZEMC-TRF-01 Rev. A/1

Report No.: SZCR240400138109

Page:

8 of 31

Test mode:	Nominal Bandwidth (MHz)	RF Channel		
		Low (L)	Middle (M)	High (H)
		MHz	MHz	MHz
LTE FDD Band 4	1.4	1710.7	1732.5	1754.3
	3	1711.5	1732.5	1753.5
	5	1712.5	1732.5	1752.5
	10	1715.0	1732.5	1750.0
	15	1717.5	1732.5	1747.5
	20	1720.0	1732.5	1745.0
Test mode:	Nominal Bandwidth (MHz)	RF Channel		
		Low (L)	Middle (M)	High (H)
		MHz	MHz	MHz
LTE FDD Band 5	1.4	824.7	836.5	848.3
	3	825.5	836.5	847.5
	5	826.5	836.5	846.5
	10	829.0	836.5	844.0
Test mode:	Nominal Bandwidth (MHz)	RF Channel		
		Low (L)	Middle (M)	High (H)
		MHz	MHz	MHz
LTE FDD Band 7	5	2502.5	2535.0	2567.5
	10	2505.0	2535.0	2565.0
	15	2507.5	2535.0	2562.5
	20	2510.0	2535.0	2560.0
Test mode:	Nominal Bandwidth (MHz)	RF Channel		
		Low (L)	Middle (M)	High (H)
		MHz	MHz	MHz
LTE FDD Band 12	1.4	699.7	707.5	715.3
	3	700.5	707.5	714.5
	5	701.5	707.5	713.5
	10	704.0	707.5	711.0
Test mode:	Nominal Bandwidth (MHz)	RF Channel		
		Low (L)	Middle (M)	High (H)
		MHz	MHz	MHz
LTE FDD Band 17	5	706.5	710.0	713.5
	10	709.0	710.0	711.0



Unless otherwise agreed in writing, this document is issued by the Company subject to its General Conditions of Service printed overleaf, available on request or accessible at <https://www.sgs.com/en/Terms-and-Conditions>. Attention is drawn to the limitation of liability, indemnification and jurisdiction issues defined therein. Any holder of this document is advised that information contained hereon reflects the Company's findings at the time of its intervention only and within the limits of Client's instructions, if any. The Company's sole responsibility is to its Client and this document does not exonerate parties to a transaction from exercising all their rights and obligations under the transaction documents. This document cannot be reproduced except in full, without prior written approval of the Company. Any unauthorized alteration, forgery or falsification of the content or appearance of this document is unlawful and offenders may be prosecuted to the fullest extent of the law. Unless otherwise stated the results shown in this test report refer only to the sample(s) tested and such sample(s) are retained for 30 days only.

Attention: To check the authenticity of testing / inspection report & certificate, please contact us at telephone: (86-755) 8307 1443, or email: CN.Doccheck@sgs.com

SGS-CSTC Standards Technical Services Co., Ltd.
Shenzhen Branch Testing & Calibration Laboratory

No.1 Workshop, M-10, Middle Section, Science & Technology Park, Nanshan District, Shenzhen, Guangdong, China 518057 t (86-755) 26012053 f (86-755) 26710594 www.sgsgroup.com.cn
中国·广东·深圳市南山区科技园中区M-10栋1号厂房 邮编: 518057 t (86-755) 26012053 f (86-755) 26710594 sgs.china@sgs.com

SGS-CSTC Standards Technical Services Co., Ltd. Shenzhen Branch

SZEMC-TRF-01 Rev. A/1

Report No.: SZCR240400138109

Page:

9 of 31

Test mode:	Nominal Bandwidth (MHz)	RF Channel		
		Low (L)	Middle (M)	High (H)
		MHz	MHz	MHz
LTE FDD Band 38	5	2572.5	2595.0	2617.5
	10	2575.0	2595.0	2615.0
	15	2577.5	2595.0	2612.5
	20	2580.0	2595.0	2610.0
Test mode:	Nominal Bandwidth (MHz)	RF Channel		
		Low (L)	Middle (M)	High (H)
		MHz	MHz	MHz
LTE FDD Band 41	5	2498.5	2593.0	2687.5
	10	2501.0	2593.0	2685.0
	15	2503.5	2593.0	2682.5
	20	2506.0	2593.0	2680.0



Unless otherwise agreed in writing, this document is issued by the Company subject to its General Conditions of Service printed overleaf, available on request or accessible at <https://www.sgs.com/en/Terms-and-Conditions>. Attention is drawn to the limitation of liability, indemnification and jurisdiction issues defined therein. Any holder of this document is advised that information contained hereon reflects the Company's findings at the time of its intervention only and within the limits of Client's instructions, if any. The Company's sole responsibility is to its Client and this document does not exonerate parties to a transaction from exercising all their rights and obligations under the transaction documents. This document cannot be reproduced except in full, without prior written approval of the Company. Any unauthorized alteration, forgery or falsification of the content or appearance of this document is unlawful and offenders may be prosecuted to the fullest extent of the law. Unless otherwise stated the results shown in this test report refer only to the sample(s) tested and such sample(s) are retained for 30 days only.

Attention: To check the authenticity of testing /inspection report & certificate, please contact us at telephone: (86-755) 8307 1443, or email: CN.Doccheck@sgs.com

SGS-CSTC Standards Technical Services Co., Ltd.
Shenzhen Branch Testing & Calibration Laboratory

No.1 Workshop, M-10, Middle Section, Science & Technology Park, Nanshan District, Shenzhen, Guangdong, China 518057 t (86-755) 26012053 f (86-755) 26710594 www.ssgroup.com.cn
中国·广东·深圳市南山区科技园中区M-10栋1号厂房 邮编:518057 t (86-755) 26012053 f (86-755) 26710594 sgs.china@sgs.com

4.3 Test Environment

Environment Parameter	Selected Values During Tests	
Temperature:	TL	-10°C
	TN	+20°C
	TH	+50°C
Voltage:	VL	3.6 Vdc
	VN	3.85 Vdc
	VH	4.4 Vdc

NOTE: VL= lower extreme test voltage
 VN= nominal voltage
 VH= upper extreme test voltage
 TL= lower extreme test temperature
 TN= normal temperature
 TH= upper extreme test temperature

4.4 Description of Support Units

The EUT has been tested independent unit.

4.5 Measurement Uncertainty

No.	Item	Measurement Uncertainty
1	Radio Frequency	$\pm 5.4 \times 10^{-8}$
2	Duty cycle	$\pm 0.3\%$
3	Occupied Bandwidth	$\pm 3\%$
4	RF conducted power	$\pm 0.8\text{dB}$
5	RF power density	$\pm 0.4\text{dB}$
6	Conducted Spurious emissions	$\pm 2.7\text{dB}$
7	Radiated Spurious emission test	$\pm 3.1\text{dB}$ (Below 1GHz)
		$\pm 4.4\text{dB}$ (Above 1GHz)
8	Temperature test	$\pm 1^\circ\text{C}$
9	Humidity test	$\pm 3\%$
10	Supply voltages	$\pm 1.5\%$
11	Time	$\pm 3\%$



4.6 Test Location

All tests were performed at:

SGS-CSTC Standards Technical Services Co., Ltd., Shenzhen Branch

No. 1 Workshop, M-10, Middle Section, Science & Technology Park, Nanshan District, Shenzhen, Guangdong, China. 518057.

Tel: +86 755 2601 2053 Fax: +86 755 2671 0594

No tests were sub-contracted.

4.7 Test Facility

The test facility is recognized, certified, or accredited by the following organizations:

• A2LA (Certificate No. 3816.01)

SGS-CSTC Standards Technical Services Co., Ltd., Shenzhen EMC Laboratory is accredited by the American Association for Laboratory Accreditation(A2LA). Certificate No. 3816.01.

• VCCI (Member No. 1937)

The 3m Fully-anechoic chamber for above 1GHz, 10m Semi-anechoic chamber for below 1GHz, Shielded Room for Mains Port Conducted Interference Measurement and Telecommunication Port Conducted Interference Measurement of SGS-CSTC Standards Technical Services Co., Ltd. Shenzhen EMC laboratory have been registered in accordance with the Regulations for Voluntary Control Measures with Registration No.: G-20026, R-14188, C-12383 and T-11153 respectively.

• FCC –Designation Number: CN1336

SGS-CSTC Standards Technical Services Co., Ltd., Shenzhen EMC Laboratory has been recognized as an accredited testing laboratory.

Designation Number: CN1336. Test Firm Registration Number: 787754.

• Innovation, Science and Economic Development Canada

SGS-CSTC Standards Technical Services Co., Ltd., Shenzhen EMC Laboratory has been recognized by ISED as an accredited testing laboratory.

CAB identifier: CN0006.

IC#: 4620C.

4.8 Deviation from Standards

None

4.9 Abnormalities from Standard Conditions

None



Unless otherwise agreed in writing, this document is issued by the Company subject to its General Conditions of Service printed overleaf, available on request or accessible at <https://www.sgs.com/en/Terms-and-Conditions>. Attention is drawn to the limitation of liability, indemnification and jurisdiction issues defined therein. Any holder of this document is advised that information contained hereon reflects the Company's findings at the time of its intervention only and within the limits of Client's instructions, if any. The Company's sole responsibility is to its Client and this document does not exonerate parties to a transaction from exercising all their rights and obligations under the transaction documents. This document cannot be reproduced except in full, without prior written approval of the Company. Any unauthorized alteration, forgery or falsification of the content or appearance of this document is unlawful and offenders may be prosecuted to the fullest extent of the law. Unless otherwise stated the results shown in this test report refer only to the sample(s) tested and such sample(s) are retained for 30 days only.

Attention: To check the authenticity of testing /inspection report & certificate, please contact us at telephone: (86-755) 8307 1443, or email: CN.Doccheck@sgs.com

SGS-CSTC Standards Technical Services Co., Ltd. Shenzhen Branch EMC Laboratory. No.1 Workshop, M-10, Middle Section, Science & Technology Park, Nanshan District, Shenzhen, Guangdong, China 518057 t (86-755) 26012053 f (86-755) 26710594 www.ssgroup.com.cn
中国·广东·深圳市南山区科技园中区M-10栋1号厂房 邮编:518057 t (86-755) 26012053 f (86-755) 26710594 sgs.china@sgs.com

5 Equipment List

RF conducted test					
Test Equipment	Manufacturer	Model No.	Inventory No.	Cal. Date	Cal. Due date
Programmable DC Source	Chroma	62024P-80-60	SEM011-09	2023-07-11	2024-07-10
Programmable Temperature & Humidity Chamber	Votsch Industrietechnik GmbH	VT 4002	SEM002-15	2024-03-19	2025-03-18
Spectrum Analyzer	Rohde & Schwarz	FSV40	SEM008-04	2024-03-15	2025-03-14
Measurement Software	TST	TST PASS V2.0	N-A	N-A	N-A
Attenuator	Huber+Suhner	6620_SMA-50-1	SEM021-09	2023-07-11	2024-07-10
Universal Radio Communication Tester	Rohde & Schwarz	CMW 500	SEM010-03	2024-03-14	2025-03-13
Power Sensor	KEYSIGHT	U2021XA	SEM009-15	2024-03-15	2025-03-14

RE in Chamber					
Test Equipment	Manufacturer	Model No.	Inventory No.	Cal. Date	Cal. Due date
Trilog-Broadband Antenna	Schwarzbeck	VULB9168	SEM003-33	2021-09-25	2024-09-24
MXE EMI receiver	Agilent	N9038A	SEM004-05	2023-07-11	2024-07-10
Pre-amplifier	HP	8447D	SEM005-02	2023-07-11	2024-07-10
Spectrum Analyzer	Rohde & Schwarz	101288	SEM004-08	2023-07-11	2024-07-10
Low Noise Amplifier	CLAVIIO	BDLNA-0118-352810	SEM005-05	2023-07-11	2024-07-10
Substitution Antenna	Schwarzbeck	VULB9168	SEM003-18	2022-08-07	2025-08-06
Signal Generator(9kHz-40GHz)	N5173B	MY53270267	Agilent	2023-07-11	2024-07-10
Pre-amplifier	HP	8447D	SEM005-02	2023-07-11	2024-07-10
Broad-Band Horn Antenna	Schwarzbeck	BBHA 9170	SEM003-15	2021-07-11	2024-07-10
Broad-Band Horn Antenna	Schwarzbeck	BBHA 9120D	SEM003-32	2021-09-26	2024-09-25
Double-ridged waveguide horn	ETS-LINDGREN	3117	SEM003-34	2021-09-25	2024-09-24
Spectrum Analyzer	Rohde & Schwarz	101288	SEM004-08	2023-07-11	2024-07-10
Low Noise Amplifier	CLAVIIO	BDLNA-0118-352810	SEM005-05	2023-07-11	2024-07-10



Unless otherwise agreed in writing, this document is issued by the Company subject to its General Conditions of Service printed overleaf, available on request or accessible at <https://www.sgs.com/en/Terms-and-Conditions>. Attention is drawn to the limitation of liability, indemnification and jurisdiction issues defined therein. Any holder of this document is advised that information contained hereon reflects the Company's findings at the time of its intervention only and within the limits of Client's instructions, if any. The Company's sole responsibility is to its Client and this document does not exonerate parties to a transaction from exercising all their rights and obligations under the transaction documents. This document cannot be reproduced except in full, without prior written approval of the Company. Any unauthorized alteration, forgery or falsification of the content or appearance of this document is unlawful and offenders may be prosecuted to the fullest extent of the law. Unless otherwise stated the results shown in this test report refer only to the sample(s) tested and such sample(s) are retained for 30 days only.

Attention: To check the authenticity of testing /inspection report & certificate, please contact us at telephone: (86-755) 8307 1443, or email: CN.Doccheck@sgs.com

SGS-CSTC Standards Technical Services Co., Ltd.
Shenzhen Branch Testing and Calibration Laboratory

No.1 Workshop, M-10, Middle Section, Science & Technology Park, Nanshan District, Shenzhen, Guangdong, China 518057 t (86-755) 26012053 f (86-755) 26710594 www.sgs.com.cn
中国·广东·深圳市南山区科技园中区M-10栋1号厂房 邮编:518057 t (86-755) 26012053 f (86-755) 26710594 sgs.china@sgs.com



SGS-CSTC Standards Technical Services Co., Ltd. Shenzhen Branch

SZEMC-TRF-01 Rev. A/1

Report No.: SZCR240400138109

Page:

13 of 31

Pre-amplifier	Compliance Directions Systems Inc.	PAP-2640-50	SEM005-08	2023-07-11	2024-07-10
Pre-amplifier	Rohde & Schwarz	CH14-H052	SEM005-17	2023-07-11	2024-07-10
Substitution Antenna	ETS-Lindgren	3142C	SEM003-01	2023-06-25	2026-06-24
Universal Radio Communication Tester	Rohde & Schwarz	CMW 500	SEM010-03	2024-03-14	2025-03-13

General used equipment					
Equipment	Manufacturer	Model No.	Inventory No.	Cal Date	Cal Due Date
Humidity- Temperature Indicator	deli	8838	SEM002-32	2023-07-28	2024-07-27
Humidity- Temperature Indicator	deli	8838	SEM002-33	2023-07-28	2024-07-27
Barometer	Changchun Meteorological Industry Factory	DYM3	SEM002-01	2024-03-18	2025-03-17



SGS-CSTC Standards Technical Services Co., Ltd.
Shenzhen Branch Testing & Calibration Laboratory

Unless otherwise agreed in writing, this document is issued by the Company subject to its General Conditions of Service printed overleaf, available on request or accessible at <https://www.sgs.com/en/Terms-and-Conditions>. Attention is drawn to the limitation of liability, indemnification and jurisdiction issues defined therein. Any holder of this document is advised that information contained hereon reflects the Company's findings at the time of its intervention only and within the limits of Client's instructions, if any. The Company's sole responsibility is to its Client and this document does not exonerate parties to a transaction from exercising all their rights and obligations under the transaction documents. This document cannot be reproduced except in full, without prior written approval of the Company. Any unauthorized alteration, forgery or falsification of the content or appearance of this document is unlawful and offenders may be prosecuted to the fullest extent of the law. Unless otherwise stated the results shown in this test report refer only to the sample(s) tested and such sample(s) are retained for 30 days only.

Attention: To check the authenticity of testing /inspection report & certificate, please contact us at telephone: (86-755) 8307 1443, or email: CN.Doccheck@sgs.com

No.1 Workshop, M-10, Middle Section, Science & Technology Park, Nanshan District, Shenzhen, Guangdong, China 518057 t (86-755) 26012053 f (86-755) 26710594 www.sgsgroup.com.cn
中国·广东·深圳市南山区科技园中区M-10栋1号厂房 邮编:518057 t (86-755) 26012053 f (86-755) 26710594 sgs.china@sgs.com

Member of the SGS Group (SGS SA)

6 Radio Spectrum Matter Test Results

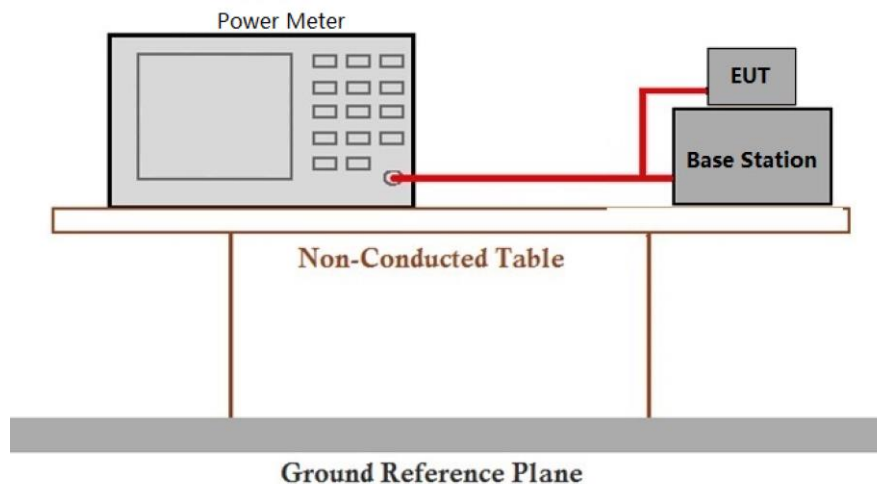
6.1 Effective (Isotropic) Radiated Output Power Data

Test Requirement: §2.1046, §22.913, §24.232, §27.50(c), §27.50(d), §27.50(h)
 Test Method: ANSI C63.26-2015, KDB 971168 D01 v03r01
 Limit:
 ERP ≤ 7W (LTE Band 5)
 EIRP ≤ 2W (LTE Band 2)
 ERP ≤ 3W (LTE Band 12, 17)
 EIRP ≤ 1W (LTE Band 4)
 ERP ≤ 2W (LTE Band 7, 38, 41)

6.1.1 E.U.T. Operation

Operating Environment:
 Temperature: 21.2 °C Humidity: 55 % RH Atmospheric Pressure: 1020 mbar
 Test mode 32: TX mode_Keep the EUT in transmitting mode

6.1.2 Test Setup Diagram



6.1.3 Measurement Data

Please refer to Appendix for LTE test data.

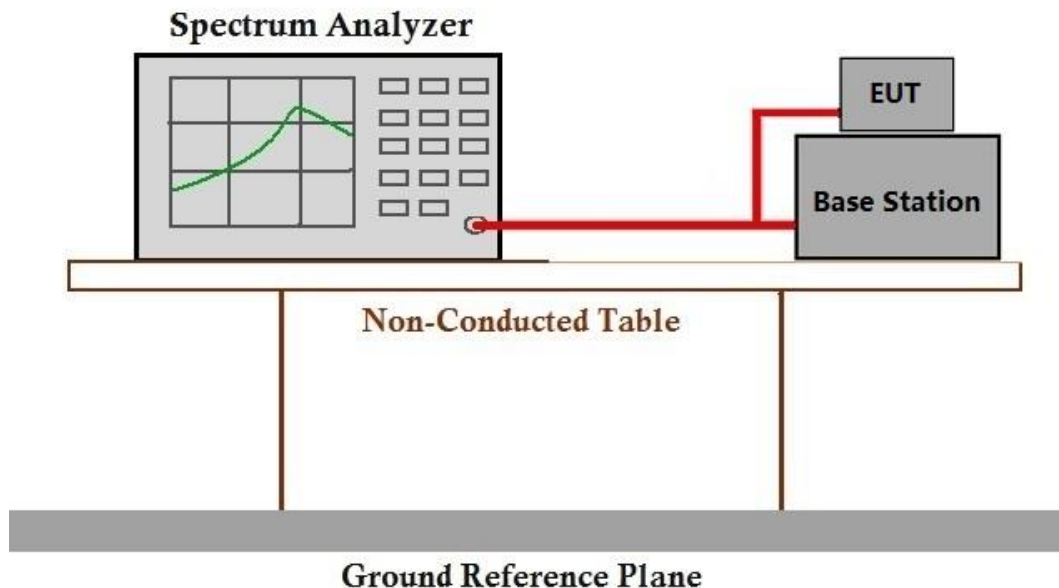
6.2 Peak-Average Ratio

Test Requirement: §22.913, §24.232, §27.50(a), §27.50(d)
 Test Method: ANSI C63.26-2015, KDB 971168 D01 v03r01
 Limit: ≤13dB

6.2.1 E.U.T. Operation

Operating Environment:
 Temperature: 21.2 °C Humidity: 55 % RH Atmospheric Pressure: 1020 mbar
 Test mode 32: TX mode_Keep the EUT in transmitting mode

6.2.2 Test Setup Diagram



6.2.3 Measurement Data

Please refer to Appendix for LTE test data.

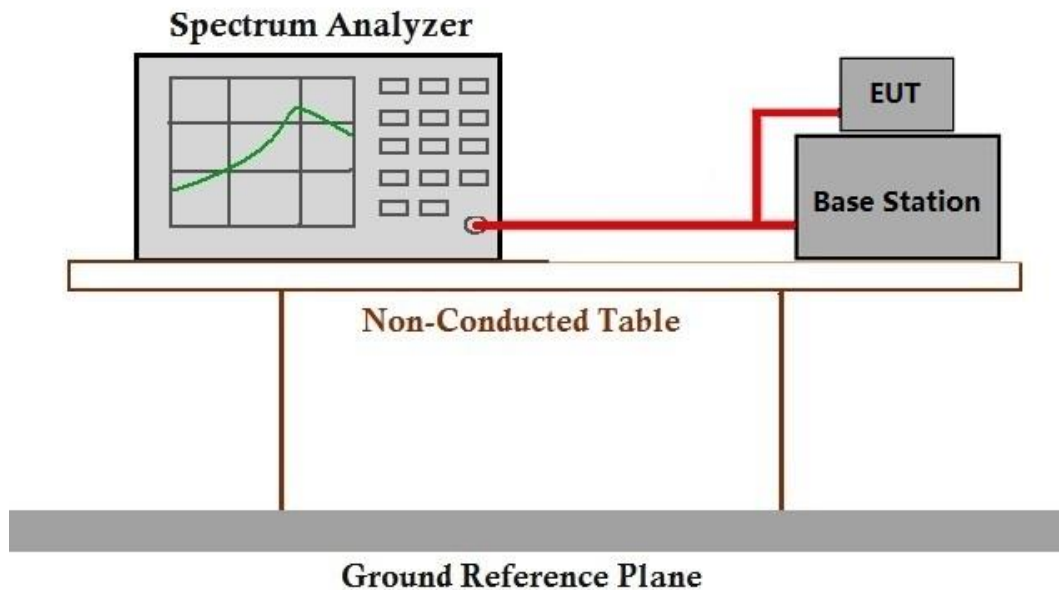
6.3 Bandwidth

Test Requirement: §2.1049(h)
 Test Method: ANSI C63.26-2015, KDB 971168 D01 v03r01
 Limit: OBW: No limit
 EBW: No limit

6.3.1 E.U.T. Operation

Operating Environment:
 Temperature: 21.2 °C Humidity: 55 % RH Atmospheric Pressure: 1020 mbar
 Test mode 32: TX mode_Keep the EUT in transmitting mode

6.3.2 Test Setup Diagram



6.3.3 Measurement Data

Please refer to Appendix for LTE test data.

6.4 Band Edge Compliance

Test Requirement: §2.1051, §22.917, §24.238, §27.50(h), §27.50(m), §27.53(a)

Test Method: ANSI C63.26-2015, KDB 971168 D01 v03r01

Limit: ≤ -13dBm (**LTE Band2,4,5,12,17**)

For Band7,38,41:

For mobile digital stations, the attenuation factor shall be not less than $40 + 10 \log (P)$ dB on all frequencies between the channel edge and 5 megahertz from the channel edge, $43 + 10 \log (P)$ dB on all frequencies between 5 megahertz and X megahertz from the channel edge, and $55 + 10 \log (P)$ dB on all frequencies more than X megahertz from the channel edge, where X is the greater of 6 megahertz or the actual emission bandwidth as defined in paragraph (m)(6) of this section. In addition, the attenuation factor shall not be less than $43 + 10 \log (P)$ dB on all frequencies between 2490.5 MHz and 2496 MHz and $55 + 10 \log (P)$ dB at or below 2490.5 MHz. Mobile Satellite Service licensees operating on frequencies below 2495 MHz may also submit a documented interference complaint against BRS licensees operating on channel BRS Channel 1 on the same terms and conditions as adjacent channel BRS or EBS licensees.

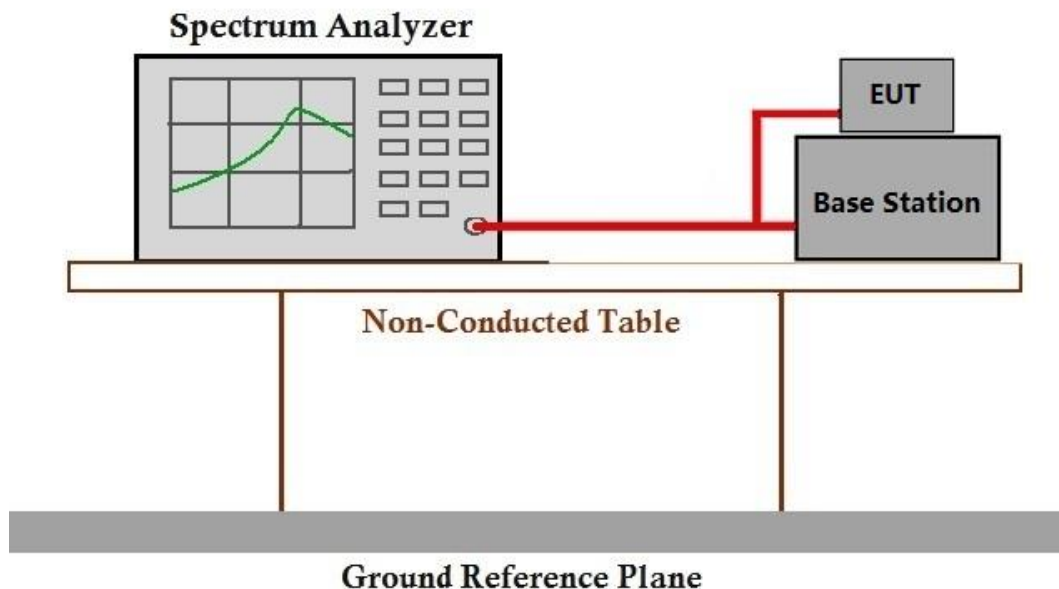
6.4.1 E.U.T. Operation

Operating Environment:

Temperature: 21.2 °C Humidity: 55 % RH Atmospheric Pressure: 1020 mbar

Test mode 32: TX mode_Keep the EUT in transmitting mode

6.4.2 Test Setup Diagram



6.4.3 Measurement Data

Please refer to Appendix for LTE test data.

6.5 Spurious emissions at antenna terminals

Test Requirement: §2.1051, §22.917, §24.238, §27.50(h), §27.50(m), §27.53(a)

Test Method: ANSI C63.26-2015, KDB 971168 D01 v03r01

Limit: ≤ -13dBm (LTE Band2,4,5,12,17)

For Band7,38,41:

For mobile digital stations, the attenuation factor shall be not less than 40 + 10 log (P) dB on all frequencies between the channel edge and 5 megahertz from the channel edge, 43 + 10 log (P) dB on all frequencies between 5 megahertz and X megahertz from the channel edge, and 55 + 10 log (P) dB on all frequencies more than X megahertz from the channel edge, where X is the greater of 6 megahertz or the actual emission bandwidth as defined in paragraph (m)(6) of this section. In addition, the attenuation factor shall not be less than 43 + 10 log (P) dB on all frequencies between 2490.5 MHz and 2496 MHz and 55 + 10 log (P) dB at or below 2490.5 MHz. Mobile Satellite Service licensees operating on frequencies below 2495 MHz may also submit a documented interference complaint against BRS licensees operating on channel BRS Channel 1 on the same terms and conditions as adjacent channel BRS or EBS licensees.

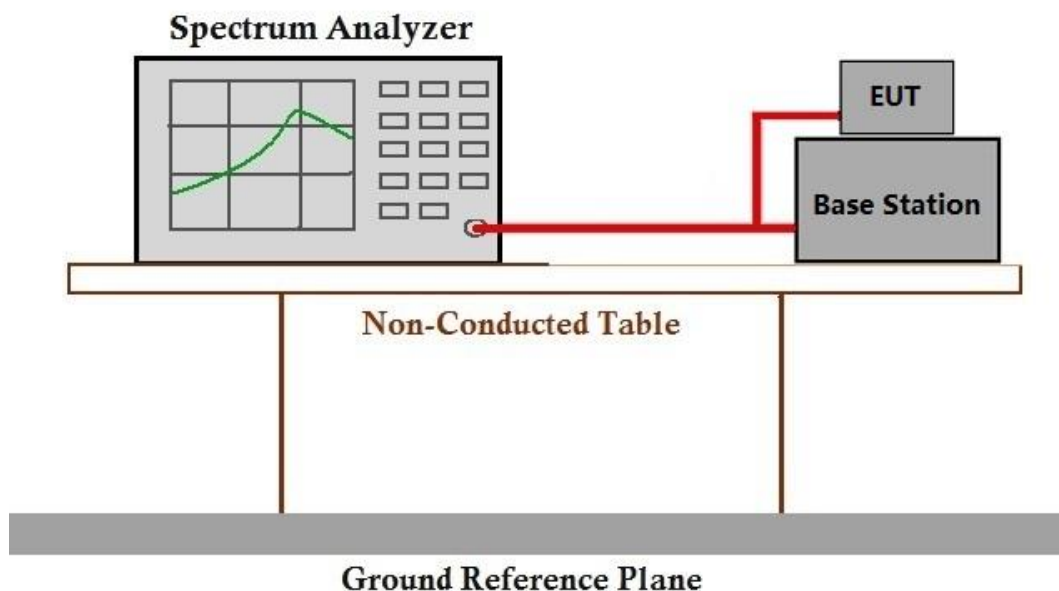
6.5.1 E.U.T. Operation

Operating Environment:

Temperature: 21.2 °C Humidity: 55 % RH Atmospheric Pressure: 1020 mbar

Test mode 32: TX mode_Keep the EUT in transmitting mode

6.5.2 Test Setup Diagram



6.5.3 Measurement Data

Please refer to Appendix for LTE test data.

6.6 Field strength of spurious radiation

Test Requirement: §2.1051, §22.917, §24.238, §27.50(h), §27.50(m), §27.53(a)

Test Method: ANSI C63.26-2015, KDB 971168 D01 v03r01

Limit: ≤ -13dBm (**LTE Band2,4,5,12,17**)

For Band7,38,41:

For mobile digital stations, the attenuation factor shall be not less than 40 + 10 log (P) dB on all frequencies between the channel edge and 5 megahertz from the channel edge, 43 + 10 log (P) dB on all frequencies between 5 megahertz and X megahertz from the channel edge, and 55 + 10 log (P) dB on all frequencies more than X megahertz from the channel edge, where X is the greater of 6 megahertz or the actual emission bandwidth as defined in paragraph (m)(6) of this section. In addition, the attenuation factor shall not be less than 43 + 10 log (P) dB on all frequencies between 2490.5 MHz and 2496 MHz and 55 + 10 log (P) dB at or below 2490.5 MHz. Mobile Satellite Service licensees operating on frequencies below 2495 MHz may also submit a documented interference complaint against BRS licensees operating on channel BRS Channel 1 on the same terms and conditions as adjacent channel BRS or EBS licensees.

6.6.1 E.U.T. Operation

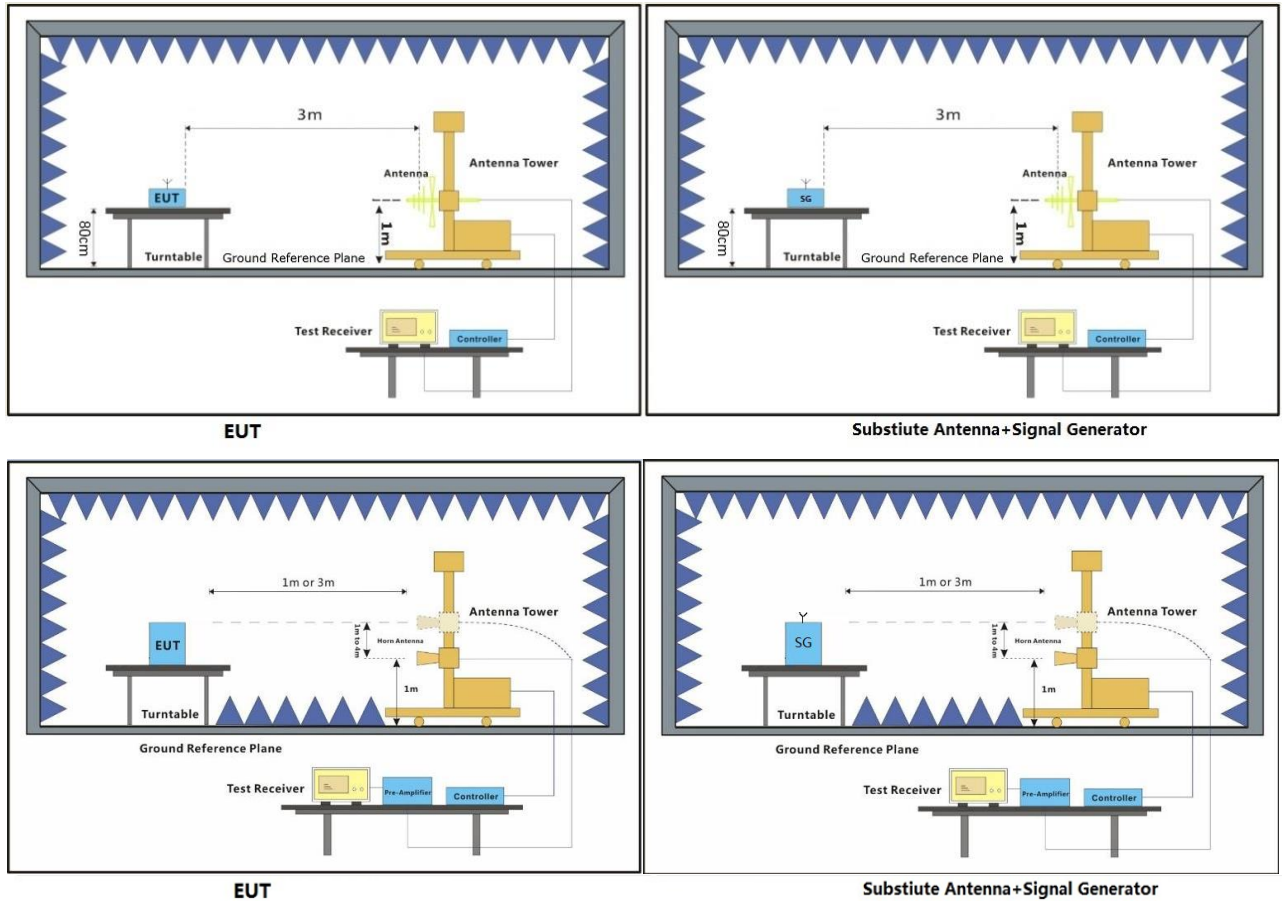
Operating Environment:

Temperature: 20 °C Humidity: 50 % RH Atmospheric Pressure: 1020 mbar

Test mode 32: TX mode_Keep the EUT in transmitting mode



6.6.2 Test Setup Diagram



SGS-CSTC Standards Technical Services Co., Ltd. Shenzhen Branch

SZEMC-TRF-01 Rev. A/1

Report No.: SZCR240400138109

Page: 21 of 31

6.6.3 Measurement Procedure and Data

Test Procedure:

- (1) On a test site, the EUT shall be placed on a turntable and in the position closest to the normal use as declared by the user.
- (2) The test antenna shall be oriented initially for vertical polarization located 3m from the EUT to correspond to the transmitter.
- (3) The output of the antenna shall be connected to the measuring receiver and either a peak or quasi-peak detector was used for the measurement as indicated on the report. The detector selection is based on how close the emission level was approaching the limit.
- (4) The transmitter shall be switched on; if possible, without the modulation and the measurement receiver shall be tuned to the frequency of the transmitter under test.
- (5) The test antenna shall be raised and lowered through the specified range of height until the measuring receiver detects a maximum signal level.
- (6) The transmitter shall then be rotated through 360° in the horizontal plane, until the maximum signal level is detected by the measuring receiver.
- (7) The test antenna shall be raised and lowered again through the specified range of height until the measuring receiver detects a maximum signal level.
- (8) The maximum signal level detected by the measuring receiver shall be noted.
- (9) The measurement shall be repeated with the test antenna set to horizontal polarization.
- (10) Replace the antenna with a proper Antenna (substitution antenna).
- (11) The substitution antenna shall be oriented for vertical polarization and, if necessary, the length of the substitution antenna shall be adjusted to correspond to the frequency of transmitting.
- (12) The substitution antenna shall be connected to a calibrated signal generator.
- (13) If necessary, the input attenuator setting of the measuring receiver shall be adjusted in order to increase the sensitivity of the measuring receiver.
- (14) The test antenna shall be raised and lowered through the specified range of the height to ensure that the maximum signal is received.
- (15) The input signal to substitution antenna shall be adjusted to the level that produces a level detected by the measuring receiver, that is equal to the level noted while the transmitter radiated power was measured, corrected for the change of input attenuation setting of the measuring receiver.
- (16) The input level to the substitution antenna shall be recorded as power level in dBm, corrected for any change of input attenuator setting of the measuring receiver.
- (17) The measurement shall be repeated with the test antenna and the substitution antenna oriented for horizontal polarization.



SGS-CSTC Standards Technical Services Co., Ltd.
Shenzhen Branch (Shenzhen EMC Laboratory)

Unless otherwise agreed in writing, this document is issued by the Company subject to its General Conditions of Service printed overleaf, available on request or accessible at <https://www.sgs.com/en/Terms-and-Conditions>. Attention is drawn to the limitation of liability, indemnification and jurisdiction issues defined therein. Any holder of this document is advised that information contained hereon reflects the Company's findings at the time of its intervention only and within the limits of Client's instructions, if any. The Company's sole responsibility is to its Client and this document does not exonerate parties to a transaction from exercising all their rights and obligations under the transaction documents. This document cannot be reproduced except in full, without prior written approval of the Company. Any unauthorized alteration, forgery or falsification of the content or appearance of this document is unlawful and offenders may be prosecuted to the fullest extent of the law. Unless otherwise stated the results shown in this test report refer only to the sample(s) tested and such sample(s) are retained for 30 days only.

Attention: To check the authenticity of testing / inspection report & certificate, please contact us at telephone: (86-755) 8307 1443, or email: CN.Doccheck@sgs.com

No.1 Workshop, M-10, Middle Section, Science & Technology Park, Nanshan District, Shenzhen, Guangdong, China 518057 t (86-755) 26012053 f (86-755) 26710594 www.ssgroup.com.cn
中国·广东·深圳市南山区科技园中区M-10栋1号厂房 邮编: 518057 t (86-755) 26012053 f (86-755) 26710594 sgs.china@sgs.com

SGS-CSTC Standards Technical Services Co., Ltd. Shenzhen Branch

SZEMC-TRF-01 Rev. A/1

Report No.: SZCR240400138109

Page:

22 of 31

FDD LTE Band2-Low channel, Modulation: QPSK, Bandwidth: 20MHz, 1 RB0								
Frequency (MHz)	EIRP (dBm)	Limit(dBm)	Over Limit (dB)	S.G. Power (dBm)	Cable loss (dB)	Antenna Gain (dBi)	Polarization (H/V)	Result
3702	-56.55	-13	-43.55	-61.43	3.29	8.17	Horizontal	Pass
5553	-52.47	-13	-39.47	-58.68	4.24	10.45	Horizontal	Pass
7404	-49.93	-13	-36.93	-56.87	4.19	11.13	Horizontal	Pass
3702	-56.48	-13	-43.48	-61.36	3.29	8.17	Vertical	Pass
5553	-51.78	-13	-38.78	-57.99	4.24	10.45	Vertical	Pass
7404	-49.96	-13	-36.96	-56.9	4.19	11.13	Vertical	Pass

FDD LTE Band2-Middle channel, Modulation: QPSK, Bandwidth: 20MHz, 1 RB0								
Frequency (MHz)	EIRP (dBm)	Limit(dBm)	Over Limit (dB)	S.G. Power (dBm)	Cable loss (dB)	Antenna Gain (dBi)	Polarization (H/V)	Result
3742	-56.92	-13	-43.92	-61.8	3.29	8.17	Horizontal	Pass
5613	-54.16	-13	-41.16	-60.37	4.24	10.45	Horizontal	Pass
7484	-48.32	-13	-35.32	-55.26	4.19	11.13	Horizontal	Pass
3742	-54.89	-13	-41.89	-59.77	3.29	8.17	Vertical	Pass
5613	-55.09	-13	-42.09	-61.3	4.24	10.45	Vertical	Pass
7484	-49.71	-13	-36.71	-56.65	4.19	11.13	Vertical	Pass

FDD LTE Band2-High channel, Modulation: QPSK, Bandwidth: 20MHz, 1 RB0								
Frequency (MHz)	EIRP (dBm)	Limit(dBm)	Over Limit (dB)	S.G. Power (dBm)	Cable loss (dB)	Antenna Gain (dBi)	Polarization (H/V)	Result
3782	-55.55	-13	-42.55	-60.43	3.29	8.17	Horizontal	Pass
5673	-54.81	-13	-41.81	-61.02	4.24	10.45	Horizontal	Pass
7564	-49.38	-13	-36.38	-56.905	4.215	11.74	Horizontal	Pass
3782	-56.21	-13	-43.21	-61.09	3.29	8.17	Vertical	Pass
5673	-54.21	-13	-41.21	-60.42	4.24	10.45	Vertical	Pass
7564	-49.94	-13	-36.94	-57.465	4.215	11.74	Vertical	Pass



Unless otherwise agreed in writing, this document is issued by the Company subject to its General Conditions of Service printed overleaf, available on request or accessible at <https://www.sgs.com/en/Terms-and-Conditions>. Attention is drawn to the limitation of liability, indemnification and jurisdiction issues defined therein. Any holder of this document is advised that information contained hereon reflects the Company's findings at the time of its intervention only and within the limits of Client's instructions, if any. The Company's sole responsibility is to its Client and this document does not exonerate parties to a transaction from exercising all their rights and obligations under the transaction documents. This document cannot be reproduced except in full, without prior written approval of the Company. Any unauthorized alteration, forgery or falsification of the content or appearance of this document is unlawful and offenders may be prosecuted to the fullest extent of the law. Unless otherwise stated the results shown in this test report refer only to the sample(s) tested and such sample(s) are retained for 30 days only.

Attention: To check the authenticity of testing /inspection report & certificate, please contact us at telephone: (86-755) 8307 1443, or email: CN.Doccheck@sgs.com

SGS-CSTC Standards Technical Services Co., Ltd.
Shenzhen Branch Testing & Calibration Laboratory

No.1 Workshop, M-10, Middle Section, Science & Technology Park, Nanshan District, Shenzhen, Guangdong, China 518057 t (86-755) 26012053 f (86-755) 26710594 www.ssgroup.com.cn
中国·广东·深圳市南山区科技园中区M-10栋1号厂房 邮编:518057 t (86-755) 26012053 f (86-755) 26710594 sgs.china@sgs.com

SGS-CSTC Standards Technical Services Co., Ltd. Shenzhen Branch

SZEMC-TRF-01 Rev. A/1

Report No.: SZCR240400138109

Page:

23 of 31

FDD LTE Band4-Low channel, Modulation: QPSK, Bandwidth: 20MHz, 1 RB0								
Frequency (MHz)	EIRP (dBm)	Limit(dBm)	Over Limit (dB)	S.G. Power (dBm)	Cable loss (dB)	Antenna Gain (dBi)	Polarization (H/V)	Result
3422	-57.03	-13	-44.03	-60.99	2.96	6.92	Horizontal	Pass
5133	-53.97	-13	-40.97	-59.85	4.26	10.14	Horizontal	Pass
6844	-51.94	-13	-38.94	-58.225	4.205	10.49	Horizontal	Pass
3422	-56.25	-13	-43.25	-60.21	2.96	6.92	Vertical	Pass
5133	-53.61	-13	-40.61	-59.49	4.26	10.14	Vertical	Pass
6844	-51.54	-13	-38.54	-57.825	4.205	10.49	Vertical	Pass

FDD LTE Band4-Middle channel, Modulation: QPSK, Bandwidth: 20MHz, 1 RB0								
Frequency (MHz)	EIRP (dBm)	Limit(dBm)	Over Limit (dB)	S.G. Power (dBm)	Cable loss (dB)	Antenna Gain (dBi)	Polarization (H/V)	Result
3447	-57.63	-13	-44.63	-61.59	2.96	6.92	Horizontal	Pass
5170.5	-52.9	-13	-39.9	-58.78	4.26	10.14	Horizontal	Pass
6894	-52.87	-13	-39.87	-59.155	4.205	10.49	Horizontal	Pass
3447	-56.25	-13	-43.25	-60.21	2.96	6.92	Vertical	Pass
5170.5	-53.56	-13	-40.56	-59.44	4.26	10.14	Vertical	Pass
6894	-52.36	-13	-39.36	-58.645	4.205	10.49	Vertical	Pass

FDD LTE Band4-High channel, Modulation: QPSK, Bandwidth: 20MHz, 1 RB0								
Frequency (MHz)	EIRP (dBm)	Limit(dBm)	Over Limit (dB)	S.G. Power (dBm)	Cable loss (dB)	Antenna Gain (dBi)	Polarization (H/V)	Result
3472	-56.03	-13	-43.03	-59.99	2.96	6.92	Horizontal	Pass
5208	-54.08	-13	-41.08	-59.96	4.26	10.14	Horizontal	Pass
6944	-51.29	-13	-38.29	-57.575	4.205	10.49	Horizontal	Pass
3472	-56.83	-13	-43.83	-60.79	2.96	6.92	Vertical	Pass
5208	-53.99	-13	-40.99	-59.87	4.26	10.14	Vertical	Pass
6944	-50.32	-13	-37.32	-56.605	4.205	10.49	Vertical	Pass



Unless otherwise agreed in writing, this document is issued by the Company subject to its General Conditions of Service printed overleaf, available on request or accessible at <https://www.sgs.com/en/Terms-and-Conditions>. Attention is drawn to the limitation of liability, indemnification and jurisdiction issues defined therein. Any holder of this document is advised that information contained hereon reflects the Company's findings at the time of its intervention only and within the limits of Client's instructions, if any. The Company's sole responsibility is to its Client and this document does not exonerate parties to a transaction from exercising all their rights and obligations under the transaction documents. This document cannot be reproduced except in full, without prior written approval of the Company. Any unauthorized alteration, forgery or falsification of the content or appearance of this document is unlawful and offenders may be prosecuted to the fullest extent of the law. Unless otherwise stated the results shown in this test report refer only to the sample(s) tested and such sample(s) are retained for 30 days only.

Attention: To check the authenticity of testing /inspection report & certificate, please contact us at telephone: (86-755) 8307 1443, or email: CN.Doccheck@sgs.com

SGS-CSTC Standards Technical Services Co., Ltd.
Shenzhen Branch Testing & Calibration Laboratory

No.1 Workshop, M-10, Middle Section, Science & Technology Park, Nanshan District, Shenzhen, Guangdong, China 518057 t (86-755) 26012053 f (86-755) 26710594 www.sgsgroup.com.cn
中国·广东·深圳市南山区科技园中区M-10栋1号厂房 邮编:518057 t (86-755) 26012053 f (86-755) 26710594 sgs.china@sgs.com

SGS-CSTC Standards Technical Services Co., Ltd. Shenzhen Branch

SZEMC-TRF-01 Rev. A/1

Report No.: SZCR240400138109

Page:

24 of 31

FDD LTE Band5-Low channel, Modulation: QPSK, Bandwidth: 10MHz, 1 RB0								
Frequency (MHz)	EIRP (dBm)	Limit(dBm)	Over Limit (dB)	S.G. Power (dBm)	Cable loss (dB)	Antenna Gain (dBi)	Polarization (H/V)	Result
1649	-68.49	-13	-55.49	-72.375	1.995	5.88	Horizontal	Pass
2473.5	-59.34	-13	-46.34	-61.61	2.35	4.62	Horizontal	Pass
3298	-55.56	-13	-42.56	-59.52	2.96	6.92	Horizontal	Pass
1649	-66.61	-13	-53.61	-70.495	1.995	5.88	Vertical	Pass
2473.5	-59.18	-13	-46.18	-61.45	2.35	4.62	Vertical	Pass
3298	-55.75	-13	-42.75	-59.71	2.96	6.92	Vertical	Pass

FDD LTE Band5-Middle channel, Modulation: QPSK, Bandwidth: 10MHz, 1 RB0								
Frequency (MHz)	EIRP (dBm)	Limit(dBm)	Over Limit (dB)	S.G. Power (dBm)	Cable loss (dB)	Antenna Gain (dBi)	Polarization (H/V)	Result
1664	-67.55	-13	-54.55	-71.435	1.995	5.88	Horizontal	Pass
2496	-58.64	-13	-45.64	-60.91	2.35	4.62	Horizontal	Pass
3328	-55.58	-13	-42.58	-59.54	2.96	6.92	Horizontal	Pass
1664	-64.19	-13	-51.19	-68.075	1.995	5.88	Vertical	Pass
2496	-58.97	-13	-45.97	-61.24	2.35	4.62	Vertical	Pass
3328	-54.99	-13	-41.99	-58.95	2.96	6.92	Vertical	Pass

FDD LTE Band5-High channel, Modulation: QPSK, Bandwidth: 10MHz, 1 RB0								
Frequency (MHz)	EIRP (dBm)	Limit(dBm)	Over Limit (dB)	S.G. Power (dBm)	Cable loss (dB)	Antenna Gain (dBi)	Polarization (H/V)	Result
1679	-65.98	-13	-52.98	-69.865	1.995	5.88	Horizontal	Pass
2518.5	-60.53	-13	-47.53	-63.695	2.655	5.82	Horizontal	Pass
3358	-53.42	-13	-40.42	-57.38	2.96	6.92	Horizontal	Pass
1679	-63.06	-13	-50.06	-66.945	1.995	5.88	Vertical	Pass
2518.5	-60.22	-13	-47.22	-63.385	2.655	5.82	Vertical	Pass
3358	-54.54	-13	-41.54	-58.5	2.96	6.92	Vertical	Pass



Unless otherwise agreed in writing, this document is issued by the Company subject to its General Conditions of Service printed overleaf, available on request or accessible at <https://www.sgs.com/en/Terms-and-Conditions>. Attention is drawn to the limitation of liability, indemnification and jurisdiction issues defined therein. Any holder of this document is advised that information contained hereon reflects the Company's findings at the time of its intervention only and within the limits of Client's instructions, if any. The Company's sole responsibility is to its Client and this document does not exonerate parties to a transaction from exercising all their rights and obligations under the transaction documents. This document cannot be reproduced except in full, without prior written approval of the Company. Any unauthorized alteration, forgery or falsification of the content or appearance of this document is unlawful and offenders may be prosecuted to the fullest extent of the law. Unless otherwise stated the results shown in this test report refer only to the sample(s) tested and such sample(s) are retained for 30 days only.

Attention: To check the authenticity of testing /inspection report & certificate, please contact us at telephone: (86-755) 8307 1443, or email: CN.Doccheck@sgs.com

SGS-CSTC Standards Technical Services Co., Ltd.
Shenzhen Branch Testing & Calibration Laboratory

No.1 Workshop, M-10, Middle Section, Science & Technology Park, Nanshan District, Shenzhen, Guangdong, China 518057 t (86-755) 26012053 f (86-755) 26710594 www.sgs.com.cn
中国·广东·深圳市南山区科技园中区M-10栋1号厂房 邮编: 518057 t (86-755) 26012053 f (86-755) 26710594 sgs.china@sgs.com

SGS-CSTC Standards Technical Services Co., Ltd. Shenzhen Branch

SZEMC-TRF-01 Rev. A/1

Report No.: SZCR240400138109

Page: 25 of 31

FDD LTE Band7-Low channel, Modulation: QPSK, Bandwidth: 20MHz, 1 RB0								
Frequency (MHz)	EIRP (dBm)	Limit(dBm)	Over Limit (dB)	S.G. Power (dBm)	Cable loss (dB)	Antenna Gain (dBi)	Polarization (H/V)	Result
5002	-53.2	-25	-28.2	-59.08	4.26	10.14	Horizontal	Pass
7503	-47.45	-25	-22.45	-54.975	4.215	11.74	Horizontal	Pass
10004	-48.79	-25	-23.79	-56.74	5.08	13.03	Horizontal	Pass
5002	-52.11	-25	-27.11	-57.99	4.26	10.14	Vertical	Pass
7503	-49.11	-25	-24.11	-56.635	4.215	11.74	Vertical	Pass
10004	-48.27	-25	-23.27	-56.22	5.08	13.03	Vertical	Pass

FDD LTE Band7-Middle channel, Modulation: QPSK, Bandwidth: 20MHz, 1 RB0								
Frequency (MHz)	EIRP (dBm)	Limit(dBm)	Over Limit (dB)	S.G. Power (dBm)	Cable loss (dB)	Antenna Gain (dBi)	Polarization (H/V)	Result
5052	-53.09	-25	-28.09	-58.97	4.26	10.14	Horizontal	Pass
7578	-50.8	-25	-25.8	-58.325	4.215	11.74	Horizontal	Pass
10104	-47.58	-25	-22.58	-55.53	5.08	13.03	Horizontal	Pass
5052	-53.82	-25	-28.82	-59.7	4.26	10.14	Vertical	Pass
7578	-51.3	-25	-26.3	-58.825	4.215	11.74	Vertical	Pass
10104	-48.57	-25	-23.57	-56.52	5.08	13.03	Vertical	Pass

FDD LTE Band7-High channel, Modulation: QPSK, Bandwidth: 20MHz, 1 RB0								
Frequency (MHz)	EIRP (dBm)	Limit(dBm)	Over Limit (dB)	S.G. Power (dBm)	Cable loss (dB)	Antenna Gain (dBi)	Polarization (H/V)	Result
5102	-54.22	-25	-29.22	-60.1	4.26	10.14	Horizontal	Pass
7653	-51.28	-25	-26.28	-58.805	4.215	11.74	Horizontal	Pass
10204	-49.99	-25	-24.99	-57.94	5.08	13.03	Horizontal	Pass
5102	-55.11	-25	-30.11	-60.99	4.26	10.14	Vertical	Pass
7653	-50.7	-25	-25.7	-58.225	4.215	11.74	Vertical	Pass
10204	-50.07	-25	-25.07	-58.02	5.08	13.03	Vertical	Pass

SGS-CSTC Standards Technical Services Co., Ltd. Shenzhen Branch

SZEMC-TRF-01 Rev. A/1

Report No.: SZCR240400138109

Page:

26 of 31

FDD LTE Band12-Low channel, Modulation: QPSK, Bandwidth: 10MHz, 1 RB0								
Frequency (MHz)	EIRP (dBm)	Limit(dBm)	Over Limit (dB)	S.G. Power (dBm)	Cable loss (dB)	Antenna Gain (dBi)	Polarization (H/V)	Result
1399	-65.28	-13	-52.28	-66.35	1.64	2.71	Horizontal	Pass
2098.5	-63.46	-13	-50.46	-65.73	2.35	4.62	Horizontal	Pass
2798	-58.77	-13	-45.77	-61.935	2.655	5.82	Horizontal	Pass
1399	-63.7	-13	-50.7	-64.77	1.64	2.71	Vertical	Pass
2098.5	-63.59	-13	-50.59	-65.86	2.35	4.62	Vertical	Pass
2798	-58.98	-13	-45.98	-62.145	2.655	5.82	Vertical	Pass

FDD LTE Band12-Middle channel, Modulation: QPSK, Bandwidth: 10MHz, 1 RB0								
Frequency (MHz)	EIRP (dBm)	Limit(dBm)	Over Limit (dB)	S.G. Power (dBm)	Cable loss (dB)	Antenna Gain (dBi)	Polarization (H/V)	Result
1406	-65.33	-13	-52.33	-66.4	1.64	2.71	Horizontal	Pass
2109	-61.69	-13	-48.69	-63.96	2.35	4.62	Horizontal	Pass
2812	-57.14	-13	-44.14	-60.305	2.655	5.82	Horizontal	Pass
1406	-63.89	-13	-50.89	-64.96	1.64	2.71	Vertical	Pass
2109	-61.85	-13	-48.85	-64.12	2.35	4.62	Vertical	Pass
2812	-57.84	-13	-44.84	-61.005	2.655	5.82	Vertical	Pass

FDD LTE Band12-High channel, Modulation: QPSK, Bandwidth: 10MHz, 1 RB0								
Frequency (MHz)	EIRP (dBm)	Limit(dBm)	Over Limit (dB)	S.G. Power (dBm)	Cable loss (dB)	Antenna Gain (dBi)	Polarization (H/V)	Result
1413	-65.13	-13	-52.13	-66.2	1.64	2.71	Horizontal	Pass
2119.5	-60.85	-13	-47.85	-63.12	2.35	4.62	Horizontal	Pass
2826	-57.32	-13	-44.32	-60.485	2.655	5.82	Horizontal	Pass
1413	-63.04	-13	-50.04	-64.11	1.64	2.71	Vertical	Pass
2119.5	-61.81	-13	-48.81	-64.08	2.35	4.62	Vertical	Pass
2826	-57.18	-13	-44.18	-60.345	2.655	5.82	Vertical	Pass



Unless otherwise agreed in writing, this document is issued by the Company subject to its General Conditions of Service printed overleaf, available on request or accessible at <https://www.sgs.com/en/Terms-and-Conditions>. Attention is drawn to the limitation of liability, indemnification and jurisdiction issues defined therein. Any holder of this document is advised that information contained hereon reflects the Company's findings at the time of its intervention only and within the limits of Client's instructions, if any. The Company's sole responsibility is to its Client and this document does not exonerate parties to a transaction from exercising all their rights and obligations under the transaction documents. This document cannot be reproduced except in full, without prior written approval of the Company. Any unauthorized alteration, forgery or falsification of the content or appearance of this document is unlawful and offenders may be prosecuted to the fullest extent of the law. Unless otherwise stated the results shown in this test report refer only to the sample(s) tested and such sample(s) are retained for 30 days only.

Attention: To check the authenticity of testing /inspection report & certificate, please contact us at telephone: (86-755) 8307 1443, or email: CN.Doccheck@sgs.com

SGS-CSTC Standards Technical Services Co., Ltd.
Shenzhen Branch Testing & Calibration Laboratory

No.1 Workshop, M-10, Middle Section, Science & Technology Park, Nanshan District, Shenzhen, Guangdong, China 518057 t (86-755) 26012053 f (86-755) 26710594 www.sgs.com.cn
中国·广东·深圳市南山区科技园中区M-10栋1号厂房 邮编:518057 t (86-755) 26012053 f (86-755) 26710594 sgs.china@sgs.com

SGS-CSTC Standards Technical Services Co., Ltd. Shenzhen Branch

SZEMC-TRF-01 Rev. A/1

Report No.: SZCR240400138109

Page:

27 of 31

FDD LTE Band17-Low channel, Modulation: QPSK, Bandwidth: 10MHz, 1 RB0								
Frequency (MHz)	EIRP (dBm)	Limit(dBm)	Over Limit (dB)	S.G. Power (dBm)	Cable loss (dB)	Antenna Gain (dBi)	Polarization (H/V)	Result
1409	-65.07	-13	-52.07	-66.14	1.64	2.71	Horizontal	Pass
2113.5	-62.52	-13	-49.52	-64.79	2.35	4.62	Horizontal	Pass
2818	-57.51	-13	-44.51	-60.675	2.655	5.82	Horizontal	Pass
1409	-62.89	-13	-49.89	-63.96	1.64	2.71	Vertical	Pass
2113.5	-61.41	-13	-48.41	-63.68	2.35	4.62	Vertical	Pass
2818	-57.78	-13	-44.78	-60.945	2.655	5.82	Vertical	Pass

FDD LTE Band17-Middle channel, Modulation: QPSK, Bandwidth: 10MHz, 1 RB0								
Frequency (MHz)	EIRP (dBm)	Limit(dBm)	Over Limit (dB)	S.G. Power (dBm)	Cable loss (dB)	Antenna Gain (dBi)	Polarization (H/V)	Result
1411	-65.52	-13	-52.52	-66.59	1.64	2.71	Horizontal	Pass
2116.5	-61.25	-13	-48.25	-63.52	2.35	4.62	Horizontal	Pass
2822	-57.48	-13	-44.48	-60.645	2.655	5.82	Horizontal	Pass
1411	-62.41	-13	-49.41	-63.48	1.64	2.71	Vertical	Pass
2116.5	-62.22	-13	-49.22	-64.49	2.35	4.62	Vertical	Pass
2822	-57.27	-13	-44.27	-60.435	2.655	5.82	Vertical	Pass

FDD LTE Band17-High channel, Modulation: QPSK, Bandwidth: 10MHz, 1 RB0								
Frequency (MHz)	EIRP (dBm)	Limit(dBm)	Over Limit (dB)	S.G. Power (dBm)	Cable loss (dB)	Antenna Gain (dBi)	Polarization (H/V)	Result
1413	-64.51	-13	-51.51	-65.58	1.64	2.71	Horizontal	Pass
2119.5	-61.9	-13	-48.9	-64.17	2.35	4.62	Horizontal	Pass
2826	-56.26	-13	-43.26	-59.425	2.655	5.82	Horizontal	Pass
1413	-62.9	-13	-49.9	-63.97	1.64	2.71	Vertical	Pass
2119.5	-60.59	-13	-47.59	-62.86	2.35	4.62	Vertical	Pass
2826	-55.58	-13	-42.58	-58.745	2.655	5.82	Vertical	Pass



Unless otherwise agreed in writing, this document is issued by the Company subject to its General Conditions of Service printed overleaf, available on request or accessible at <https://www.sgs.com/en/Terms-and-Conditions>. Attention is drawn to the limitation of liability, indemnification and jurisdiction issues defined therein. Any holder of this document is advised that information contained hereon reflects the Company's findings at the time of its intervention only and within the limits of Client's instructions, if any. The Company's sole responsibility is to its Client and this document does not exonerate parties to a transaction from exercising all their rights and obligations under the transaction documents. This document cannot be reproduced except in full, without prior written approval of the Company. Any unauthorized alteration, forgery or falsification of the content or appearance of this document is unlawful and offenders may be prosecuted to the fullest extent of the law. Unless otherwise stated the results shown in this test report refer only to the sample(s) tested and such sample(s) are retained for 30 days only.

Attention: To check the authenticity of testing /inspection report & certificate, please contact us at telephone: (86-755) 8307 1443, or email: CN.Doccheck@sgs.com

SGS-CSTC Standards Technical Services Co., Ltd.
Shenzhen Branch Technical Services Co., Ltd. Laboratory.

No.1 Workshop, M-10, Middle Section, Science & Technology Park, Nanshan District, Shenzhen, Guangdong, China 518057 t (86-755) 26012053 f (86-755) 26710594 www.sgsgroup.com.cn
中国·广东·深圳市南山区科技园中区M-10栋1号厂房 邮编:518057 t (86-755) 26012053 f (86-755) 26710594 sgs.china@sgs.com

SGS-CSTC Standards Technical Services Co., Ltd. Shenzhen Branch

SZEMC-TRF-01 Rev. A/1

Report No.: SZCR240400138109

Page:

28 of 31

FDD LTE Band38-Low channel, Modulation: QPSK, Bandwidth: 20MHz, 1 RB0								
Frequency (MHz)	EIRP (dBm)	Limit(dBm)	Over Limit (dB)	S.G. Power (dBm)	Cable loss (dB)	Antenna Gain (dBi)	Polarization (H/V)	Result
5142	-53.83	-25	-28.83	-59.71	4.26	10.14	Horizontal	Pass
7713	-51.64	-25	-26.64	-59.165	4.215	11.74	Horizontal	Pass
10284	-48.17	-25	-23.17	-56.12	5.08	13.03	Horizontal	Pass
5142	-54.21	-25	-29.21	-60.09	4.26	10.14	Vertical	Pass
7713	-51.71	-25	-26.71	-59.235	4.215	11.74	Vertical	Pass
10284	-49.15	-25	-24.15	-57.1	5.08	13.03	Vertical	Pass

FDD LTE Band38-Middle channel, Modulation: QPSK, Bandwidth: 20MHz, 1 RB0								
Frequency (MHz)	EIRP (dBm)	Limit(dBm)	Over Limit (dB)	S.G. Power (dBm)	Cable loss (dB)	Antenna Gain (dBi)	Polarization (H/V)	Result
5172	-54.48	-25	-29.48	-60.36	4.26	10.14	Horizontal	Pass
7758	-49.83	-25	-24.83	-57.355	4.215	11.74	Horizontal	Pass
10344	-49.44	-25	-24.44	-57.39	5.08	13.03	Horizontal	Pass
5172	-54.52	-25	-29.52	-60.4	4.26	10.14	Vertical	Pass
7758	-50.95	-25	-25.95	-58.475	4.215	11.74	Vertical	Pass
10344	-48.96	-25	-23.96	-56.91	5.08	13.03	Vertical	Pass

FDD LTE Band38-High channel, Modulation: QPSK, Bandwidth: 20MHz, 1 RB0								
Frequency (MHz)	EIRP (dBm)	Limit(dBm)	Over Limit (dB)	S.G. Power (dBm)	Cable loss (dB)	Antenna Gain (dBi)	Polarization (H/V)	Result
5202	-54.65	-25	-29.65	-60.53	4.26	10.14	Horizontal	Pass
7803	-50.87	-25	-25.87	-58.395	4.215	11.74	Horizontal	Pass
10404	-48.9	-25	-23.9	-56.85	5.08	13.03	Horizontal	Pass
5202	-54.64	-25	-29.64	-60.52	4.26	10.14	Vertical	Pass
7803	-52.02	-25	-27.02	-59.545	4.215	11.74	Vertical	Pass
10404	-49.17	-25	-24.17	-57.12	5.08	13.03	Vertical	Pass

SGS-CSTC Standards Technical Services Co., Ltd. Shenzhen Branch

SZEMC-TRF-01 Rev. A/1

Report No.: SZCR240400138109

Page:

29 of 31

FDD LTE Band41-Low channel, Modulation: QPSK, Bandwidth: 20MHz, 1 RB0								
Frequency (MHz)	EIRP (dBm)	Limit(dBm)	Over Limit (dB)	S.G. Power (dBm)	Cable loss (dB)	Antenna Gain (dBi)	Polarization (H/V)	Result
5012	-54.03	-25	-29.03	-59.91	4.26	10.14	Horizontal	Pass
7518	-50.76	-25	-25.76	-58.285	4.215	11.74	Horizontal	Pass
10024	-48.04	-25	-23.04	-55.99	5.08	13.03	Horizontal	Pass
5012	-53.77	-25	-28.77	-59.65	4.26	10.14	Vertical	Pass
7518	-49.56	-25	-24.56	-57.085	4.215	11.74	Vertical	Pass
10024	-47.65	-25	-22.65	-55.6	5.08	13.03	Vertical	Pass

FDD LTE Band41-Middle channel, Modulation: QPSK, Bandwidth: 20MHz, 1 RB0								
Frequency (MHz)	EIRP (dBm)	Limit(dBm)	Over Limit (dB)	S.G. Power (dBm)	Cable loss (dB)	Antenna Gain (dBi)	Polarization (H/V)	Result
5186	-54.48	-25	-29.48	-60.36	4.26	10.14	Horizontal	Pass
7779	-51.58	-25	-26.58	-59.105	4.215	11.74	Horizontal	Pass
10372	-49.32	-25	-24.32	-57.27	5.08	13.03	Horizontal	Pass
5186	-54.67	-25	-29.67	-60.55	4.26	10.14	Vertical	Pass
7779	-51.9	-25	-26.9	-59.425	4.215	11.74	Vertical	Pass
10372	-49.53	-25	-24.53	-57.48	5.08	13.03	Vertical	Pass

FDD LTE Band41-High channel, Modulation: QPSK, Bandwidth: 20MHz, 1 RB0								
Frequency (MHz)	EIRP (dBm)	Limit(dBm)	Over Limit (dB)	S.G. Power (dBm)	Cable loss (dB)	Antenna Gain (dBi)	Polarization (H/V)	Result
5360	-53.97	-25	-28.97	-59.85	4.26	10.14	Horizontal	Pass
8040	-48.68	-25	-23.68	-56.77	4.24	12.33	Horizontal	Pass
10720	-48.72	-25	-23.72	-56.765	5.075	13.12	Horizontal	Pass
5360	-53.99	-25	-28.99	-59.87	4.26	10.14	Vertical	Pass
8040	-48.77	-25	-23.77	-56.86	4.24	12.33	Vertical	Pass
10720	-47.88	-25	-22.88	-55.925	5.075	13.12	Vertical	Pass

Note: All modes have been tested and we found QPSK test mode has the worst test result. Only record the worst test result.



Unless otherwise agreed in writing, this document is issued by the Company subject to its General Conditions of Service printed overleaf, available on request or accessible at <https://www.sgs.com/en/Terms-and-Conditions>. Attention is drawn to the limitation of liability, indemnification and jurisdiction issues defined therein. Any holder of this document is advised that information contained hereon reflects the Company's findings at the time of its intervention only and within the limits of Client's instructions, if any. The Company's sole responsibility is to its Client and this document does not exonerate parties to a transaction from exercising all their rights and obligations under the transaction documents. This document cannot be reproduced except in full, without prior written approval of the Company. Any unauthorized alteration, forgery or falsification of the content or appearance of this document is unlawful and offenders may be prosecuted to the fullest extent of the law. Unless otherwise stated the results shown in this test report refer only to the sample(s) tested and such sample(s) are retained for 30 days only.

Attention: To check the authenticity of testing /inspection report & certificate, please contact us at telephone: (86-755) 8307 1443, or email: CN.Doccheck@sgs.com

No.1 Workshop, M-10, Middle Section, Science & Technology Park, Nanshan District, Shenzhen, Guangdong, China 518057 t (86-755) 26012053 f (86-755) 26710594 www.sgs.com.cn
中国·广东·深圳市南山区科技园中区M-10栋1号厂房 邮编: 518057 t (86-755) 26012053 f (86-755) 26710594 sgs.china@sgs.com

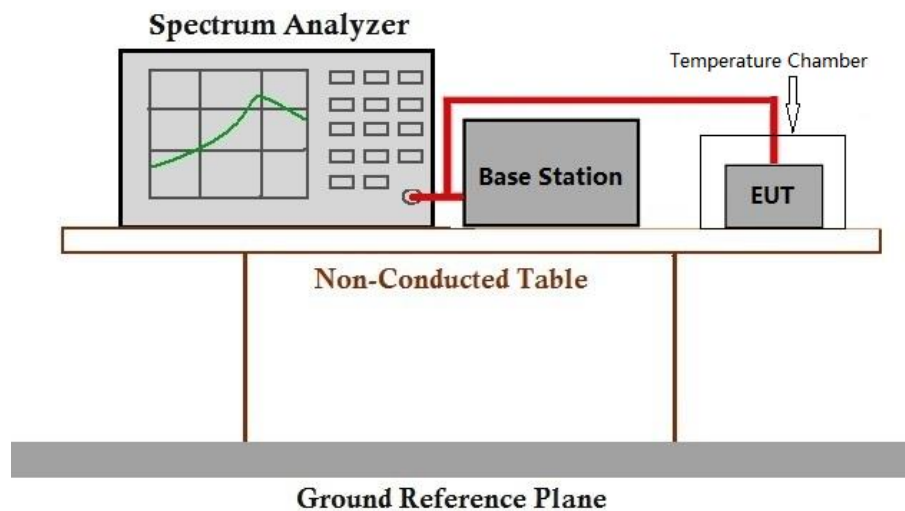
6.7 Frequency stability

Test Requirement: §2.1055, §22.355, §24.235, §27.54
 Test Method: ANSI C63.26-2015, KDB 971168 D01 v03r01
 Limit: $\leq \pm 2.5\text{ppm}$.

6.7.1 E.U.T. Operation

Test mode 32: TX mode_Keep the EUT in transmitting mode

6.7.2 Test Setup Diagram



6.7.3 Measurement Data

Please refer to Appendix for LTE test data.

7 Test Setup Photo

Refer to Appendix - Test Setup Photo for SZCR2404001381AT

8 EUT Constructional Details (EUT Photos)

Refer to Appendix – External and Internal Photos for SZCR2404001381AT

- End of the Report -

