

SPECIFICATIONS

All specifications are subject to change without notice

Frequency

Band	FM Frequency
Quality	Hi-Fi stereo
Range	88.1~107.9MHz
Interval	0.1MHz
Stability	10ppm (-10 ~+55)
Clutter & Harmonic	≤-60dB
Effective Range	About 5m

Power

Working voltage	12V~24V
USB Output Voltage	DC 5V 1000mA

Audio

Stereo separation	40dB
Frequency reponse	20Hz~16KHz
Audio Distortion	≤0.1% F=75KHz, f=1KHz
SNR:	≥45dB 1KHz 100%

▲ Attention items

- Try to adjust radio to be suitable volume;
- Avoid to use the strong local frequency to make sure better tone;
- Don't try to tear down or repair this products otherwise the warrant will be invalid;
- Don't try to use the non-belong this product's accessory to connect;
- Please monitor when around children;
- This product will not cause any harmful electromagnetic interference;

USER MANUAL

FM Transmitter

F40A




Shenzhen YOHE Technology Co., Ltd.

Thank you for purchasing this product.
Please carefully read this instruction manual for properly setup instructions.
Compatible with for smartphone.

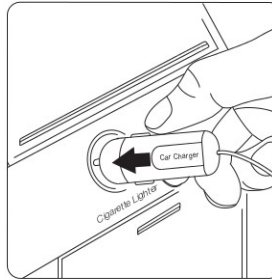
PRODUCTS FEATURES

- Play your smartphone on the go!
- Perfect audio transmission function.
- Full frequency range design effectively avoid interruption.
- Charging your smartphone.
- USB output charging for mobile phones, GPS, and other devices.

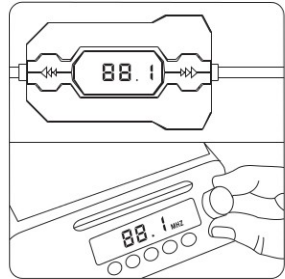
DEVICE APPEARANCE



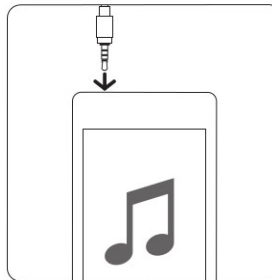
OPERATING GUIDE



Step 1
Insert the car charger into the car's cigarette lighter.



Step 2
Keep the FM transmitter and car's FM radio at the same frequency.



Step 3
Use the 3.5 audio plug to connect the device.

Charge
Charge your devices on the go.

