

Manual for BT speaker

Small, compact size gives your audio powerful sound. The clear sound is powered by new generation amplifiers, that you can take with your enjoy anywhere.

FEATURES:

1. Portable speaker for your smartphone, tablet, laptop, or MP3 Player.
2. Lightweight, small in size, but incredible sound.
3. Plastic housing provides protection and great sound.
4. Up to 2-3 hours playback time, one a full charge.

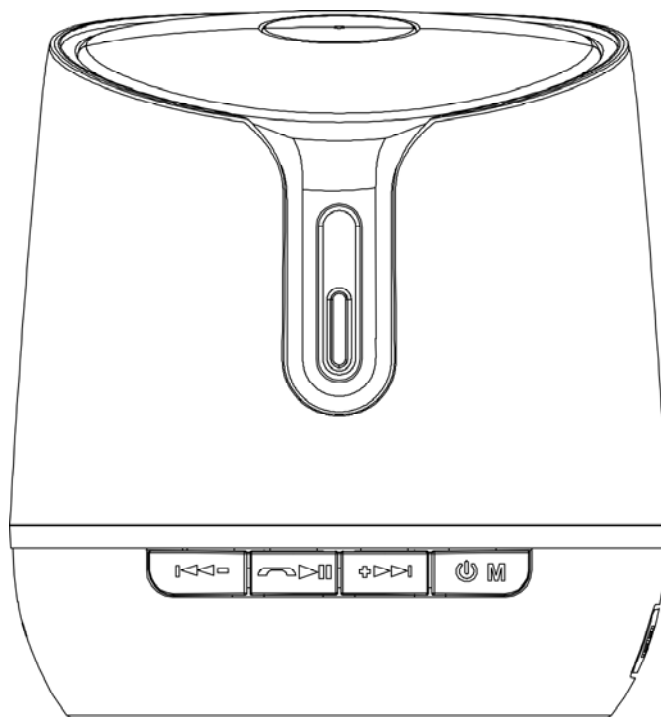
COMPONENTS INCLUDED

1. Mini speaker
2. Audio cable
3. Micro USB charging cable
4. User Manual


SPECIFICATIONS:

Power supplier:	DC5V
Output power:	3W(1KHz,THD10%)
Frequency:	200Hz - 20KHZ
Signal&noise ratio:	≥85dB
Impedance:	4 OHM(Ω)
Li-ion Output:	3.7V~4.2V+0.05V
Li-ion Input:	5V
Lithium battery capacity:	300mAh
Speaker Unit:	40mm





USER GUIDE:




Under BT Model:

Long press  to turn on, at the same time, the blue light flashes. Search name of the speaker is "BT Speaker". Make your device and speaker bluetooth pairing. After a successful connection, light slow flash, sound will be issued "dong dong dong" a tone

Button description:




- 1,  Long press for volume decrease; short press for last song.
- 2,  Short press for pause or answer / off the phone.
- 3,  Long press for volume increase; short press for next song.
- 4,  Long press for switch on/off.

Under Line-in Model:


"AUX" AUX audio playback: appendix provides the 3.5mm audio line. Can play music by link to mobile phone, MP3, MP4, PC, IPOD and other audio devices.

Reminder: When it's on AUX model, above buttons keeps on the same function.

The interface description:

- 1,  The charging interface.
- 2,  The Aux input slot.
- 3,  The TF card interface.

SAFETY CAUTIONS:

1. Please read the instructions carefully before using.
2. Avoid contact with liquids; keep away from water, and high moisture conditions.
3. Do not locate the speaker or cord near heat sources such as radiators, heaters, air ducts. or direct sunlight.
4. Do not place a naked flame source such as candles on the Mini Speaker.
5. Recharge the battery with suitable voltage output(5V/500mA)
6. Do not hit the product severely, or insert any conductive objects into the speaker, or charging jack.
7. Do not block the speaker grill when the speaker is running.
8. Stop using at once if high temperature, smoke, burning smell, nor-normal noise, or fire are

noticed coming from product.

9. Do not repair on your own, seek the help of a professional.
10. To avoid getting shocked, do not touch product with wet hands.
11. Keep out of reach of children.

TROUBLESHOOTING

No Sound:

1. Audio cable is not fully plugged into the 3.5mm audio port on speaker or device.
2. Audio cable is damaged.
3. Source of audio is not working.
4. No LED indication when audio cable is plugged-in.
5. Mini speaker is out power.

Not Charging:

1. Input power source is not normal(5V/500mA)
2. Micro USB adaptor of charging cable is not fully plugged into the mini speaker charging port.
3. Charging cable is damaged.
4. Battery failure.

No LED indication:

1. LED indication failure.
2. No battery power left.
3. Audio cable is not fully plugged into the socket.

FCC INFORMATION

This equipment has been tested and found to comply with the limits for a Class B digital device, pursuant to Part 15 of the FCC Rules. These limits are designed to provide reasonable protection against harmful interference in a residential installation. If this equipment does cause harmful interference to radio or television reception, which can be determined by tuning the equipment off and on, the user is encouraged to try correct the interference by one or more of the receiving measures:

Reorient or replace relocate the receiving antenna.

Increase the separation between the equipment and receiver.

Connect the equipment into an outlet on a circuit different from that to which the receiver is connected.

Consult the dealer or an experienced radio/TV technician for help.

FCC WARNING:

This equipment may generate or use radio frequency energy. Changes or modifications to this equipment may cause harmful interference unless user could lose the authority to operate this equipment if an unauthorized change or modification is made.

RF warning statement:

The device has been evaluated to meet general RF exposure requirement. The device can be used in portable exposure condition without restriction.