QUICK START



1 DOWNLOAD

makewonder.com/start

2 CONNECT

3 CHARGE



Find more fun at **makewonder.com!**

Create music with Dash's **Xylophone**!

Transform Dash and Dot with **Building Brick Connectors!**



Play, push, pretend with the **Accessory Pack**!

Warning

Use the supplied USB cable to charge your robots by connecting to only UL and CSA certified power sources under adult supervision. Always follow use and charging instructions to avoid injury, fire risk or damage. Never use a power source that is damaged.

Avertissement

Utilisez le câble USB fourni pour charger vos robots en se connectant à seulement des sources d'électricité UL et certifiés CSA sous la surveillance d'un adulte. Suivez toujours les consignes d'utilisation et de chargement afin d'éviter les risques d'incendie, ou de blessures potentiels. Ne jamais utilisez une prise électrique endommagée.

Copyright © 2014 Play-i, Inc. All Rights Reserved. Patents Pending. The total or partial reproduction or transmission of this guide in any form or by any process whatsoever is strictly prohibited without prior consent from Play-i, Inc.

Support contacts:

Play-iTM, the Play-i logo, Wonder WorkshopTM, the Wonder logo and DASH TM and DOT TM are trademarks of Play-i, Inc. All other trademarks mentioned are the property of their respective owners.

Website URL: www.makewonder.com/support/

E-mail: support@makewonder.com



On an island far away...






wonder

wonder
workshop
Learn
to
play!

The story continues...