

ED BLACK EB-105

User Manual Ver. 1.0



Eastern Digital Instruments

EDI Inc.



www.edi-works.com



CONTENTS

Regulations for Safety	03
Special Features	04
Package Components	05
Parts name	06
Installation	07
Mounts Separation & Combination	08
Descriptions	09
Mobile Viewer (Android, iOS)	12
PC Viewer	13
Firmware Upgrading	14
Product Specification	15
Warranty	16
FCC	17

Regulations for Safety

Regulations before You Start.



caution

For your safety and prevent property damage,
Please make sure to read the instructions carefully and use it correctly.

Please do not decompose or modify the product of one's own accord.

Fire, electric shock or injury may result. For the Internal inspection and repairing, please contact the EDI customer support.

Not responsible for any arbitrarily modification.

Micro SD Card is a consumable.

Long-term use you may need to try periodic inspection, format and replacement.

This product is to record video of a car driving on a secondary device.

- There may be an error according to the use environment, and the drive image can be utilized for informational purposes only.
- We recommend you always back up the deemed important files.
- We do not support legal liability for common errors or Data loss.

note 1 : This manual has been created on the basis of the current , there may be errors or omissions.

note 2 : Additional Notes, Please contact the customer support.

Special Features



Full HD(1920 x 1080) Video

Full HD(1920 x 1080) 30fps.
CMOS High Sensitivity, High Quality



High quality 3Mega Pixel Lens

142°(D) , 118°(H), 63°(V) Wide- angle lens.



Built-in Wi-Fi

High quality Antenna,
ED Viewer App (Android, iOS)



PC Viewer

Windows PC Viewer,
Recording information, User-Setting.



Mobile Viewer Support

Mobile App(Android & iOS) support.
Live view / VOD / User-setting.



Built - in GPS

High Sensitivity, Noise immunity, GPS Information,
Google Map conjunction Address Information.



3-Axis Acceleration Sensor, Motion Sensing

With built- in Sensor, impact sensing recording,
Motion detection recording.



Voice / Sound Effects & High sensitivity Mic.

Built-in Mic & Speaker, Voice/ sound effects guide ,
High quality mic recording.



Maximize stability

-30°C , 90°C Extreme environments Test,
Emphasize Durable stability .



Supper Capacitor

Reliable File storage in sudden power shortage.



SD Boot recovery Mode

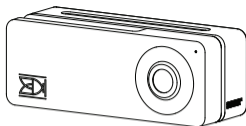
System Memory damaged,
recovery function using SD Card.



Format function

Wi-Fi Button(Long term key),
Manual SD Card Instant Formatting.

Package Components




ED BLACK EB-105



Mount



Manual



Hex wrench



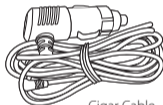
Double -sided tape



Micro SD Card
Reader



Cable holder clip
(3ea)

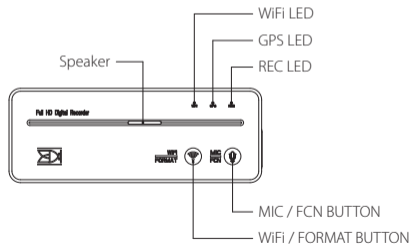
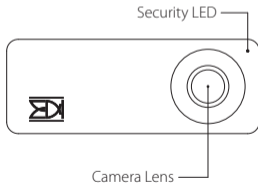
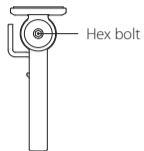
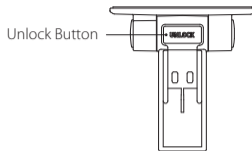
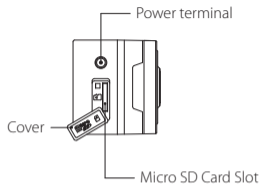


Cigar Cable

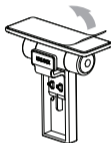


- The items may be changed by the specific circumstances.
- Attached images are just for reference.
- Micro SD Card is coupled to the set.

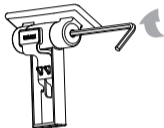
Parts name



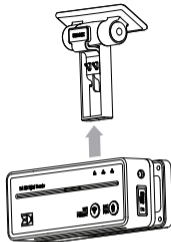
Installation




1. Remove the "release paper" of the mounts.



2. Attach the mounts appropriately, and fix it with the Wrench once more.




3. Push and combine the EB-105 to the mounts until it clicks.



4. Insert the Micro SD Card.

- Please install in the bright and safe place.
- When you insert the memory card, please note the direction.
- Double-sided tape is for once. Please attach carefully.

Mounts Separation & Combination



Press and hold the Unlock Button,
and down and pull the Product.

- Push and combine the product to the mounts until it clicks.
- Press and hold the Unlock Button, and down and pull the product.
- Please separate and combine carefully with the upper tips.

Descriptions

1. Recording Files

- Separated by time and manage the files, File lists are to be scanned quickly.
- Prebuffering time : 5 sec
 - Normal mode : From the beginning, the basic driving record mode
 - Event Mode : When impact , the event record mode.
 - Parking & Motion Mode : When parking, the motion record mode.

2. Buttons

Button	Short press(<1sec)	Long press(>5sec)
Mic	Mic ON/OFF	Firmware Upgrade
Wi-Fi	Wi-Fi ON/OFF	SD Card Formatting

4. Recording time

- Micro SD Card : Recommendation
(16GB/32GB , MLC ,Class 10)

Recording time per options				
		FHD 30fps	FHD 15fps	HD 30fps
Memory	16GB	about 4H	about 6H	about 6H
	32GB	about 8H	about 11H	about 11H

3. LEDs

3- Indication LEDs & 1- Front Security LED, Emphasizes the simple design and inform the product status.

Indication LEDs	Wi-Fi	Wi-Fi On/Off Status (White)
	GPS	GPS receiver status (White)
	REC	Recording Status (Red,Blue,Purple)
Security LED	Blinking or Off (White)	
Booting		All LEDs, Blink sequentially
Normal mode		General Blink (RED)
Event mode		Quickly Blink (RED)
Errors		All LEDs, Blink
Wi-Fi		On (WHITE)
Parking mode		slowly Blink (BLUE)
firmware upgrade		Blink (RED / BLUE)

* LED status may change by need.


Descriptions

Voice & Sound Effect Guide

" Provide the necessary Sound guidance to the status of the product information."

Power on	"ED BLACK starts recording"
Power off	"Recording is shutting down"
Upgrading	"upgrade file prepared.Press the mic button long."
SD Card Formatting	"Formatting the SD card"
Mic On/Off	"Mic On / Off"
Wi-Fi On/Off	"Wi-Fi On / Off"
Check Errors	"Pls. check the device and system", "Pls. check the SD card"

High Quality Mic Function



High - quality voice recording.

- For privacy : Mic ON/ OFF Button
- Mark Left : Condensor Mic

Descriptions

SD Boot Recovery Mode



When system Memory damaged,
SD Card recovery function is available

* Contact the customer support system of EDI.

Regular Power mangement device.

Usually, EB-105 is compatible with the power management device on the market.
the specification.(1A @ 12~ 24V)

note : For using the battery of the car, there is always the possibility of the discharge.
Less than one hour a day service, for the vehicle battery charge is not sufficient,
It requires attention.

Mobile Viewer (Android , iOS)

For iOS



For Android



ED BLACK Mobile Viewer (Android & iOS)

Via Wi-Fi, after connecting the mobile phone , you can use the belows.

- Real-time Live view function.
- VOD Function of the Recorded Video in EB-105.
- Product option Setting.
- * Windows mobile App will be supported in future.
- * Via Wi-Fi, additional function will be supported continuously.
- * Please refer to the website for more detailed descriptions.

[http:// www.edi-works.com](http://www.edi-works.com)

Connecting Wi-Fi

- 1) Find the Setting of the mobile phone.
- 2) Find the setting of the Wi-Fi.
- 3) Connect the EB-105 Wi-Fi

Initial SSID	EDBLACK- "unique 6-digit number"
Initial Password	12345678

* Via the App store or Play store , you can download and install the ED BLACK Viewer.

PC Viewer

ED BLACK PC Viewer

Via the PC Viewer, you can operate belows.

- Mac PC Viewer will be supported in future.
- Image processing will be supported in future.

setting items :

[video / audio / G-sensor / GPS info. / option setting / Digital Zoom /scanning frame by frame / etc.]



Insert a USB card reader into
an available USB port on your PC.



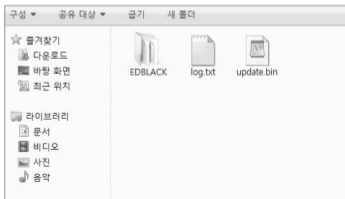
Firmware Upgrading

Firmware Upgrade Function

For continued product support, we will provide the update file periodically via customer support system.

- 1) Via customer support system of website, you can find the "update.bin" file and copy the files to the top folder.
- 2) After power supply and normal booting, you can find the sound guidance "upgrade file prepared.Press the mic button long."
- 3) Press the MIC button for about 5 seconds. And then it starts the upgrade.
- 4) After about 1 minutes, the new firmware will be activated.

* Wireless Firmware upgrade function will be supported in future.



Wireless Firmware
upgrade

Product Specification

ITEM	SPECIFICATION
Brand Name	ED BLACK
Color / Size	Black & Silver / 108.93mm x 40.6mm x 36.1mm
Model Name	EB-105
Storage	microSD Card (16GB / 32GB)
Camera	CMOS Image Sensor (2M Pixel)
Viewing Angle	142.2°(D), 118.7°(H), 63.1°(V)
Resolution/Frame	Full HD (1920 x 1080) / Max 30fps
WIFI	Built-in (802.11b)
GPS	Built-in (High Sensitivity)
Microphone	Built-in (Voice Recording)
Speaker	Built-in (Audio Guidance)
LEDs	Indication LEDs (Recording, GPS, WiFi), Security LED
G-Sensor	3-Axis Acceleration Sensor
Buttons	WiFi On/Off (short) & SD-Card Format (long) MIC On/Off Button
Battery	Built-in Super Capacitor (File Closing)
Input Power	DC 12 ~ 24V
Power Consumption	About 4W
Operation Temperature	-20℃ ~ 70℃
Certification	KC, FCC, CE, RoHS, Telec
PC Viewer	Windows XP or later, (Mac OS : Later)
Mobile Viewer	Mobile App (Android 2.3 or later & iOS 5.0 or later)

Warranty

Warranty and Restriction

- We shall take no responsibility for any accidental damages, injuries and other losses caused by improper use of the product
- This product is a driving video recorder for vehicles, but it is not guaranteed of recording all accidents. This product may fail to record a event video for the lack of impact detection caused by not enough activation
- This product creates a recorded video to help determine what happened during before and after the crash or event.

EDI Inc. shall not take any legal responsibility for damages and losses by accidents.

Warranty

Warranty Period

The free warranty period is as below

Malfunction or damage by consumer's misuse, careless handling and intentional modification shall be attributable to customer with the paid repair even if it is under warranty.

EB-105	Warranty Period
Main Device	1 year of the purchase
Cigar cable, Card reader, Cradle etc.	6 months of the purchase
SD card	3 months of the purchase

Free and Paid Repair service

– Free Repair

Causes where malfunction occurs in terms of performance and function under normal conditions of use within the warranty period. (1:1 replacement or free repair)

– Paid Repair

Malfunction or damage to the product occurs due to careless handling or misuse.

Malfunction occurs due to the use of items that have not been designated by us.

Malfunction occurs after the consumer or third party tries to repair or alter the product.

Malfunction or damage to the product occurs due to the intentional alteration.

The warranty period expired.

FCC

FCC ID : 2ACFS-EB-105

THIS DEVICE COMPLIES WITH PART 15 OF THE FCC RULES.

Operation is subject to the following two conditions;

- (1) This device may not cause harmful interference, and
- (2) this device must accept any interference received, including interference that may cause undesired operation.



caution

Changes or modifications not expressly approved by the party responsible for compliance could void the user's authority to operate the equipment.

Note: This equipment has been tested and found to comply with the limits for a Class B digital device, pursuant to part 15 of the FCC Rules. These limits are designed to provide reasonable protection against harmful interference in a residential installation. This equipment generates, uses and can radiate radio frequency energy and, if not installed and used in accordance with the instructions, may cause harmful interference to radio communications. However, there is no guarantee that interference will not occur in a particular installation. If this equipment does cause harmful interference to radio or television reception, which can be determined by turning the equipment off and on, the user is encouraged to try to correct the interference by one or more of the following measures:

FCC

- Reorient or relocate the receiving antenna.
- Increase the separation between the equipment and receiver.
- Connect the equipment into an outlet on a circuit different from that to which the receiver is connected.
- Consult the dealer or an experienced radio/TV technician for help.

Modifications not expressly approved by the manufacturer could void the user's authority to operate the equipment under FCC rules.



Eastern Digital Instruments

EDI Inc.

www.edi-works.com



C € 2200



2ACFS-EB-105

MSIP-CMM-ED9-EB-105