

# T-Coil Noise Test Report

Measurement performed on April 08, 2025 at 16:23

## Device Under Test

Manufacturer	Model	Dimensions [mm]	Speaker Position [mm]
		146.2 x 71.8 x 7.5	144.3

## Hardware Setup

Probe Name	Probe Calibration Date	DAE Name	DAE Calibration Date
AM1DV3 - 3115	August 15, 2024	DAE4 Sn1374	October 30, 2024

## Communication Systems

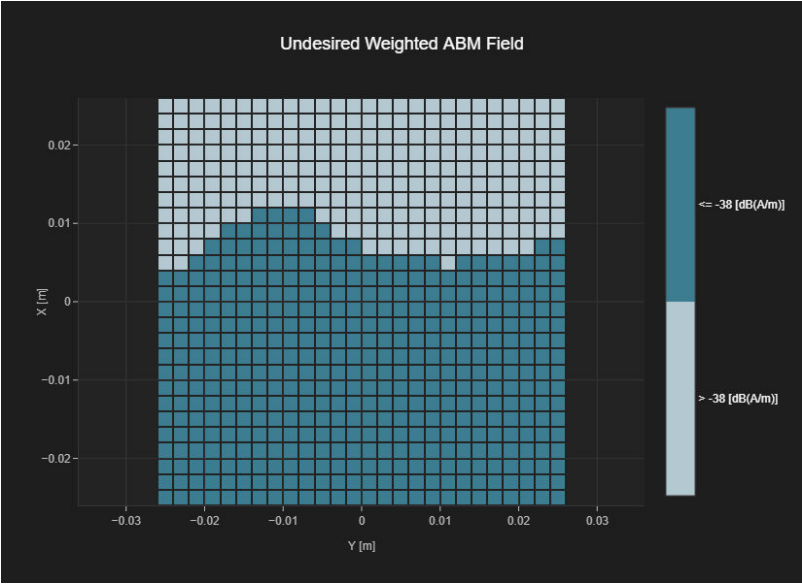
Band Name	Communication Systems Name	Channel	Frequency [MHz]
Band 42, E-UTRA/TDD	LTE-TDD (SC-FDMA, 1 RB, 20 MHz, QPSK)	42590	3500.0

## Grid Settings

Extent X [mm]	Extent Y [mm]	Step X [mm]	Step Y [mm]	Distance [mm]
52.0	52.0	4.0	4.0	10.0

## Results

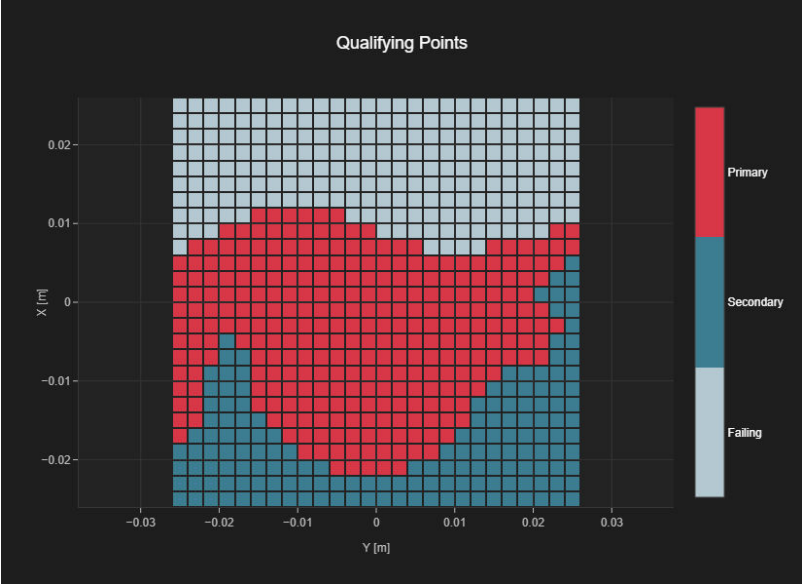
Secondary Group Point Count	Secondary Group Max Longitudinal	Secondary Group Max Transverse	Hmax [dB(A/m)]
436	19	26	-21.86



# T-Coil Coupling Mode Test Report

## Results

Primary Group Contiguous Point Count	Secondary Group Point Count	Secondary Group Max Longitudinal	Secondary Group Max Transverse
297	455	19	26



# T-Coil Signal Test Report

Measurement performed on April 08, 2025 at 16:36

## Device Under Test

Manufacturer	Model	Dimensions [mm]	Speaker Position [mm]
		146.2 x 71.8 x 7.5	144.3

## Hardware Setup

Probe Name	Probe Calibration Date	DAE Name	DAE Calibration Date
AM1DV3 - 3115	August 15, 2024	DAE4 Sn1374	October 30, 2024

## Communication Systems

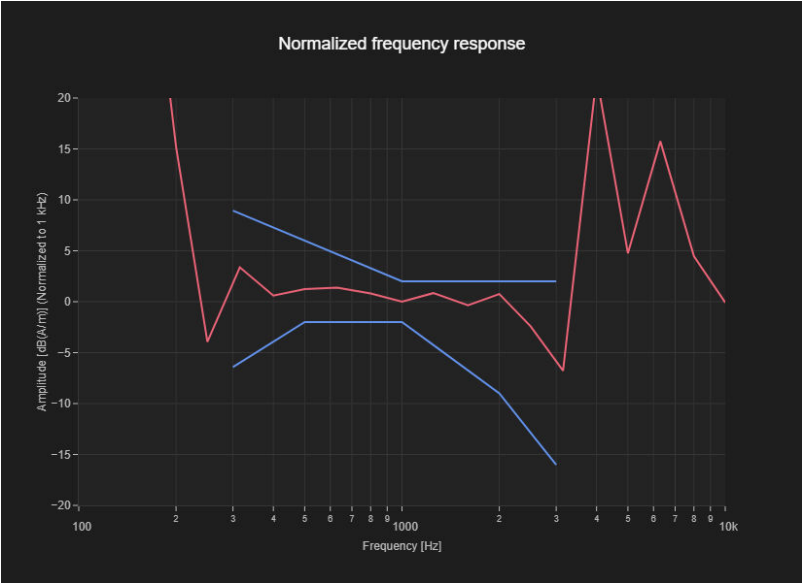
Band Name	Communication Systems Name	Channel	Frequency [MHz]
Band 48, E-UTRA/TDD	LTE-TDD (SC-FDMA, 1 RB, 20 MHz, QPSK)	55990	3625.0

## Grid Settings

Extent X [mm]	Extent Y [mm]	Step X [mm]	Step Y [mm]	Distance [mm]
52.0	52.0	4.0	4.0	10.0

## Results

Audio File	Measurement Duration [s]	Margin Upper Bound [dB]	Margin Lower Bound [dB]
48k_voice_300-3000_2s.wav	2.0	1.16	2.0



# T-Coil Signal Test Report

Measurement performed on April 08, 2025 at 16:36

## Device Under Test

Manufacturer	Model	Dimensions [mm]	Speaker Position [mm]
		146.2 x 71.8 x 7.5	144.3

## Hardware Setup

Probe Name	Probe Calibration Date	DAE Name	DAE Calibration Date
AM1DV3 - 3115	August 15, 2024	DAE4 Sn1374	October 30, 2024

## Communication Systems

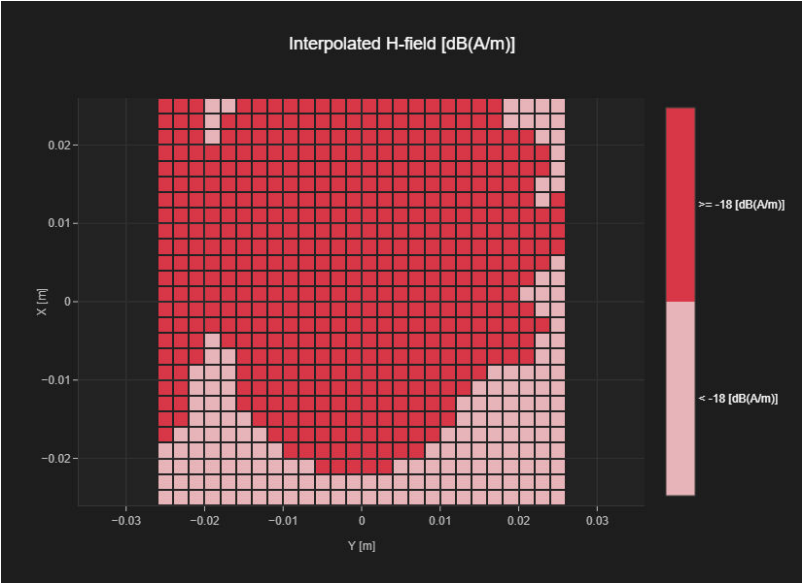
Band Name	Communication Systems Name	Channel	Frequency [MHz]
Band 48, E-UTRA/TDD	LTE-TDD (SC-FDMA, 1 RB, 20 MHz, QPSK)	55990	3625.0

## Grid Settings

Extent X [mm]	Extent Y [mm]	Step X [mm]	Step Y [mm]	Distance [mm]
52.0	52.0	4.0	4.0	10.0

## Results

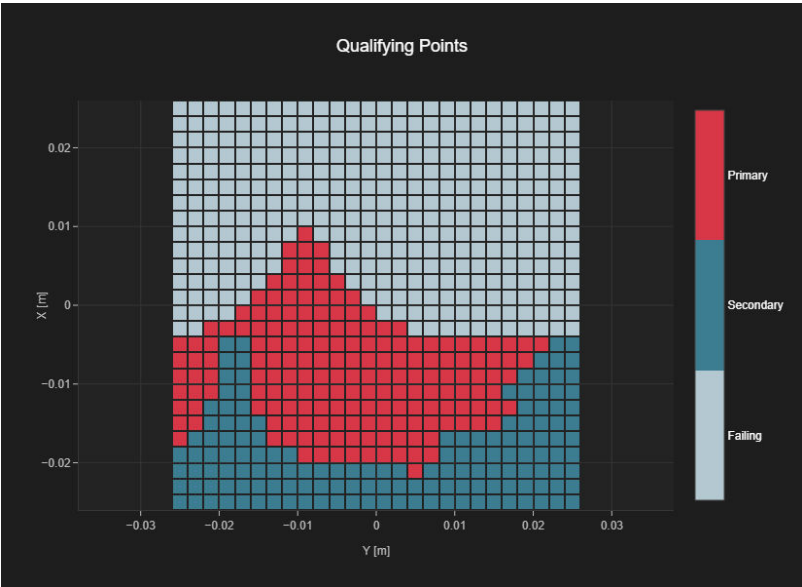
Audio File	Measurement Duration [s]	Gain [dB]	Hmax [dB(A/m)]
48k_voice_1kHz_1s.wav	2.0	-8.33	7.56



# T-Coil Coupling Mode Test Report

## Results

Primary Group Contiguous Point Count	Secondary Group Point Count	Secondary Group Max Longitudinal	Secondary Group Max Transverse
181	327	18	26



# T-Coil Signal Test Report

Measurement performed on April 09, 2025 at 10:03

## Device Under Test

Manufacturer	Model	Dimensions [mm]	Speaker Position [mm]
		146.2 x 71.8 x 7.5	144.3

## Hardware Setup

Probe Name	Probe Calibration Date	DAE Name	DAE Calibration Date
AM1DV3 - 3115	August 15, 2024	DAE4 Sn1374	October 30, 2024

## Communication Systems

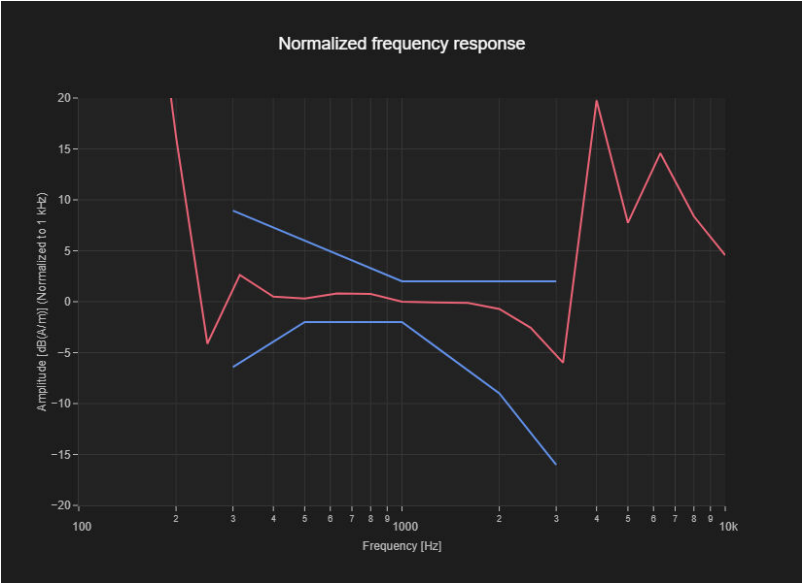
Band Name	Communication Systems Name	Channel	Frequency [MHz]
Band n77	5G NR (DFT-s-OFDM, 1 RB, 100 MHz, QPSK, 30 kHz)	656000	3840.0

## Grid Settings

Extent X [mm]	Extent Y [mm]	Step X [mm]	Step Y [mm]	Distance [mm]
52.0	52.0	4.0	4.0	10.0

## Results

Audio File	Measurement Duration [s]	Margin Upper Bound [dB]	Margin Lower Bound [dB]
48k_voice_300-3000_2s.wav	2.0	2.0	2.0



# T-Coil Signal Test Report

Measurement performed on April 09, 2025 at 10:03

## Device Under Test

Manufacturer	Model	Dimensions [mm]	Speaker Position [mm]
		146.2 x 71.8 x 7.5	144.3

## Hardware Setup

Probe Name	Probe Calibration Date	DAE Name	DAE Calibration Date
AM1DV3 - 3115	August 15, 2024	DAE4 Sn1374	October 30, 2024

## Communication Systems

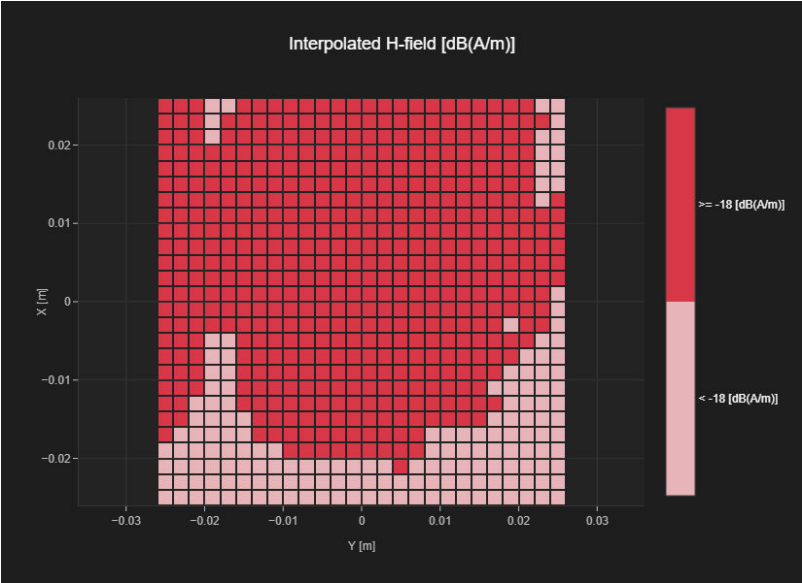
Band Name	Communication Systems Name	Channel	Frequency [MHz]
Band n77	5G NR (DFT-s-OFDM, 1 RB, 100 MHz, QPSK, 30 kHz)	656000	3840.0

## Grid Settings

Extent X [mm]	Extent Y [mm]	Step X [mm]	Step Y [mm]	Distance [mm]
52.0	52.0	4.0	4.0	10.0

## Results

Audio File	Measurement Duration [s]	Gain [dB]	Hmax [dB(A/m)]
48k_voice_1kHz_1s.wav	2.0	-8.34	8.03



# T-Coil Noise Test Report

Measurement performed on April 09, 2025 at 09:53

## Device Under Test

Manufacturer	Model	Dimensions [mm]	Speaker Position [mm]
		146.2 x 71.8 x 7.5	144.3

## Hardware Setup

Probe Name	Probe Calibration Date	DAE Name	DAE Calibration Date
AM1DV3 - 3115	August 15, 2024	DAE4 Sn1374	October 30, 2024

## Communication Systems

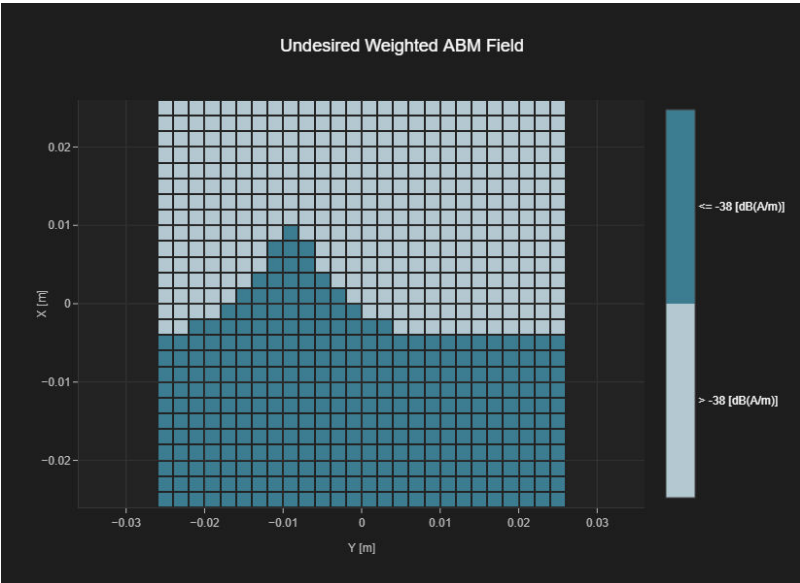
Band Name	Communication Systems Name	Channel	Frequency [MHz]
Band n77	5G NR (DFT-s-OFDM, 1 RB, 100 MHz, QPSK, 30 kHz)	656000	3840.0

## Grid Settings

Extent X [mm]	Extent Y [mm]	Step X [mm]	Step Y [mm]	Distance [mm]
52.0	52.0	4.0	4.0	10.0

## Results

Secondary Group Point Count	Secondary Group Max Longitudinal	Secondary Group Max Transverse	Hmax [dB(A/m)]
327	18	26	-14.26

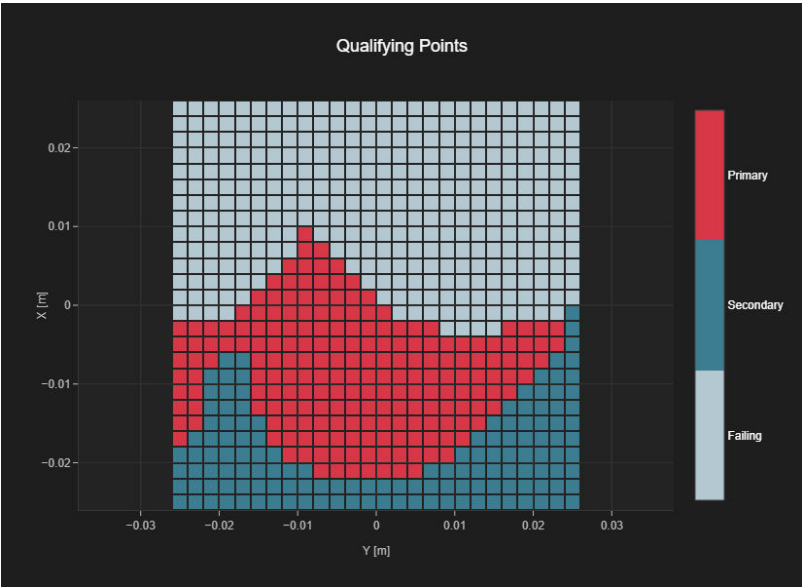




# T-Coil Coupling Mode Test Report

## Results

Primary Group Contiguous Point Count	Secondary Group Point Count	Secondary Group Max Longitudinal	Secondary Group Max Transverse
204	340	18	26



# T-Coil Signal Test Report

Measurement performed on April 09, 2025 at 11:34

## Device Under Test

Manufacturer	Model	Dimensions [mm]	Speaker Position [mm]
		146.2 x 71.8 x 7.5	144.3

## Hardware Setup

Probe Name	Probe Calibration Date	DAE Name	DAE Calibration Date
AM1DV3 - 3115	August 15, 2024	DAE4 Sn1374	October 30, 2024

## Communication Systems

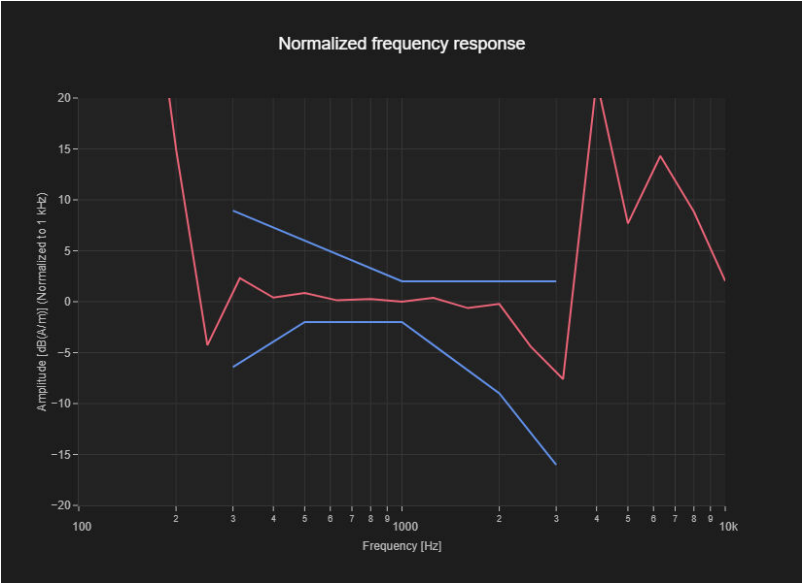
Band Name	Communication Systems Name	Channel	Frequency [MHz]
Band n78	5G NR (DFT-s-OFDM, 1 RB, 100 MHz, QPSK, 30 kHz)	633334	3500.01

## Grid Settings

Extent X [mm]	Extent Y [mm]	Step X [mm]	Step Y [mm]	Distance [mm]
52.0	52.0	4.0	4.0	10.0

## Results

Audio File	Measurement Duration [s]	Margin Upper Bound [dB]	Margin Lower Bound [dB]
48k_voice_300-3000_2s.wav	2.0	1.62	2.0



# T-Coil Signal Test Report

Measurement performed on April 09, 2025 at 11:34

## Device Under Test

Manufacturer	Model	Dimensions [mm]	Speaker Position [mm]
		146.2 x 71.8 x 7.5	144.3

## Hardware Setup

Probe Name	Probe Calibration Date	DAE Name	DAE Calibration Date
AM1DV3 - 3115	August 15, 2024	DAE4 Sn1374	October 30, 2024

## Communication Systems

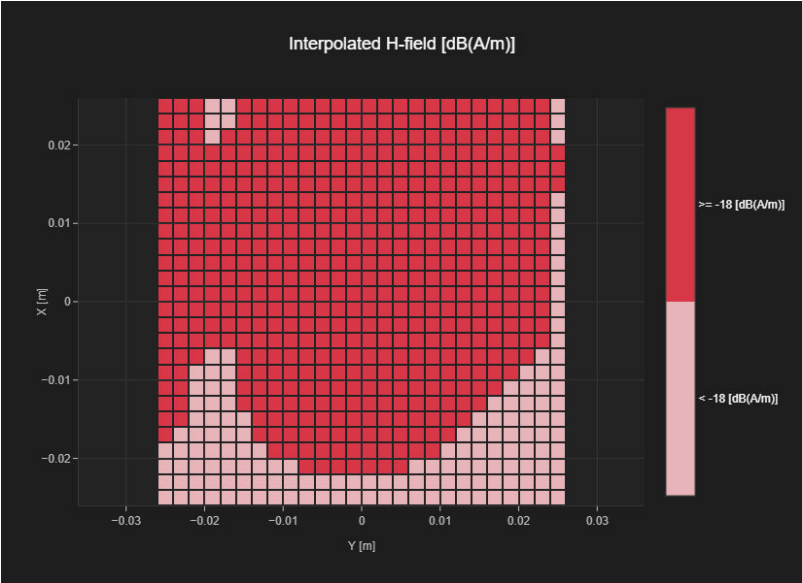
Band Name	Communication Systems Name	Channel	Frequency [MHz]
Band n78	5G NR (DFT-s-OFDM, 1 RB, 100 MHz, QPSK, 30 kHz)	633334	3500.01

## Grid Settings

Extent X [mm]	Extent Y [mm]	Step X [mm]	Step Y [mm]	Distance [mm]
52.0	52.0	4.0	4.0	10.0

## Results

Audio File	Measurement Duration [s]	Gain [dB]	Hmax [dB(A/m)]
48k_voice_1kHz_1s.wav	2.0	-8.34	8.13



# T-Coil Noise Test Report

Measurement performed on April 09, 2025 at 11:25

## Device Under Test

Manufacturer	Model	Dimensions [mm]	Speaker Position [mm]
		146.2 x 71.8 x 7.5	144.3

## Hardware Setup

Probe Name	Probe Calibration Date	DAE Name	DAE Calibration Date
AM1DV3 - 3115	August 15, 2024	DAE4 Sn1374	October 30, 2024

## Communication Systems

Band Name	Communication Systems Name	Channel	Frequency [MHz]
Band n78	5G NR (DFT-s-OFDM, 1 RB, 100 MHz, QPSK, 30 kHz)	633334	3500.01

## Grid Settings

Extent X [mm]	Extent Y [mm]	Step X [mm]	Step Y [mm]	Distance [mm]
52.0	52.0	4.0	4.0	10.0

## Results

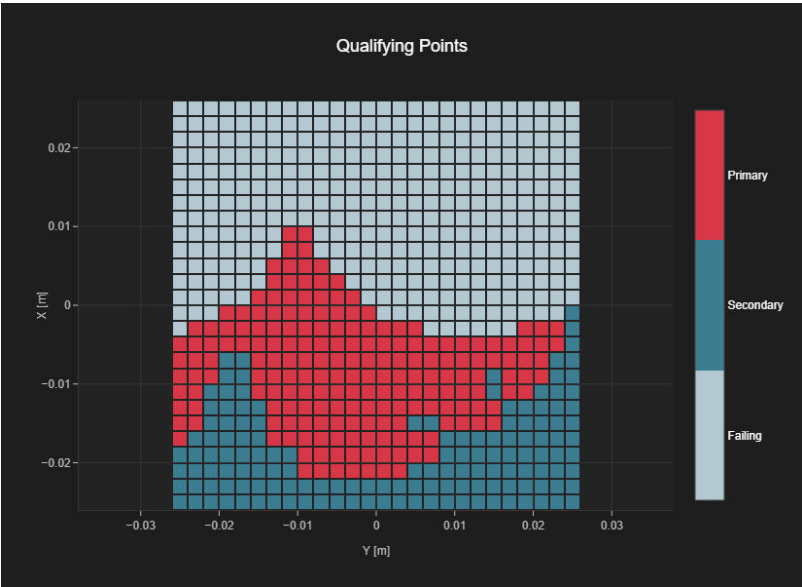
Secondary Group Point Count	Secondary Group Max Longitudinal	Secondary Group Max Transverse	Hmax [dB(A/m)]
340	18	26	-16.15



# T-Coil Coupling Mode Test Report

## Results

Primary Group Contiguous Point Count	Secondary Group Point Count	Secondary Group Max Longitudinal	Secondary Group Max Transverse
195	336	18	26



# T-Coil Signal Test Report

Measurement performed on April 09, 2025 at 11:59

## Device Under Test

Manufacturer	Model	Dimensions [mm]	Speaker Position [mm]
		146.2 x 71.8 x 7.5	144.3

## Hardware Setup

Probe Name	Probe Calibration Date	DAE Name	DAE Calibration Date
AM1DV3 - 3115	August 15, 2024	DAE4 Sn1374	October 30, 2024

## Communication Systems

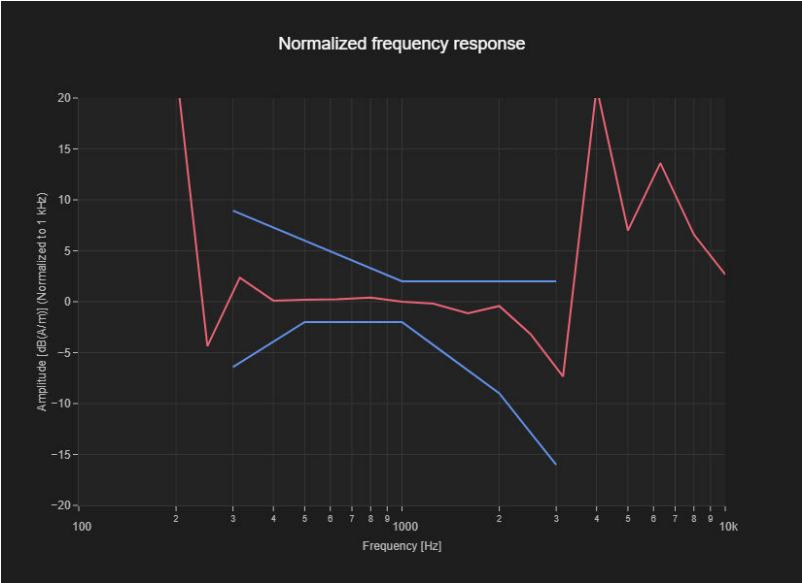
Band Name	Communication Systems Name	Channel	Frequency [MHz]
Band n48	5G NR (DFT-s-OFDM, 1 RB, 100 MHz, QPSK, 30 kHz)	641666	3624.985

## Grid Settings

Extent X [mm]	Extent Y [mm]	Step X [mm]	Step Y [mm]	Distance [mm]
52.0	52.0	4.0	4.0	10.0

## Results

Audio File	Measurement Duration [s]	Margin Upper Bound [dB]	Margin Lower Bound [dB]
48k_voice_300-3000_2s.wav	2.0	2.0	2.0



# T-Coil Signal Test Report

Measurement performed on April 09, 2025 at 11:59

## Device Under Test

Manufacturer	Model	Dimensions [mm]	Speaker Position [mm]
		146.2 x 71.8 x 7.5	144.3

## Hardware Setup

Probe Name	Probe Calibration Date	DAE Name	DAE Calibration Date
AM1DV3 - 3115	August 15, 2024	DAE4 Sn1374	October 30, 2024

## Communication Systems

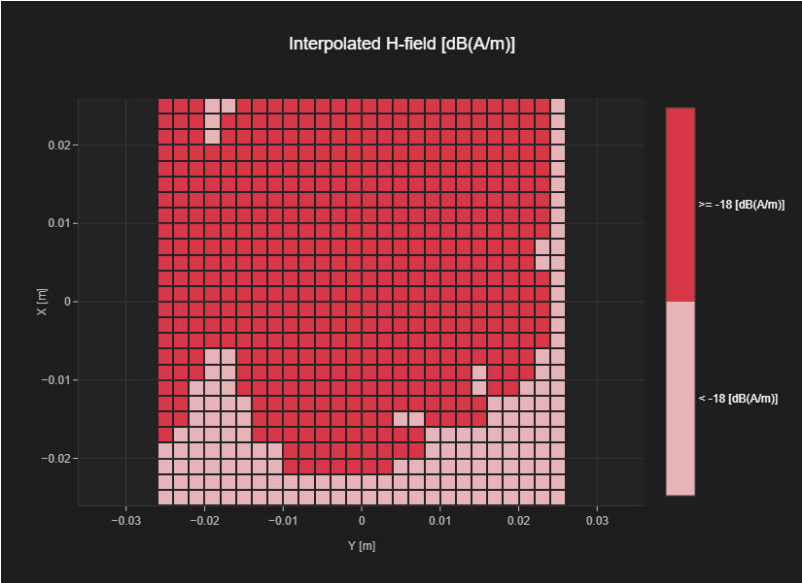
Band Name	Communication Systems Name	Channel	Frequency [MHz]
Band n48	5G NR (DFT-s-OFDM, 1 RB, 100 MHz, QPSK, 30 kHz)	641666	3624.985

## Grid Settings

Extent X [mm]	Extent Y [mm]	Step X [mm]	Step Y [mm]	Distance [mm]
52.0	52.0	4.0	4.0	10.0

## Results

Audio File	Measurement Duration [s]	Gain [dB]	Hmax [dB(A/m)]
48k_voice_1kHz_1s.wav	2.0	-8.34	7.94



# T-Coil Noise Test Report

Measurement performed on April 09, 2025 at 11:49

## Device Under Test

Manufacturer	Model	Dimensions [mm]	Speaker Position [mm]
		146.2 x 71.8 x 7.5	144.3

## Hardware Setup

Probe Name	Probe Calibration Date	DAE Name	DAE Calibration Date
AM1DV3 - 3115	August 15, 2024	DAE4 Sn1374	October 30, 2024

## Communication Systems

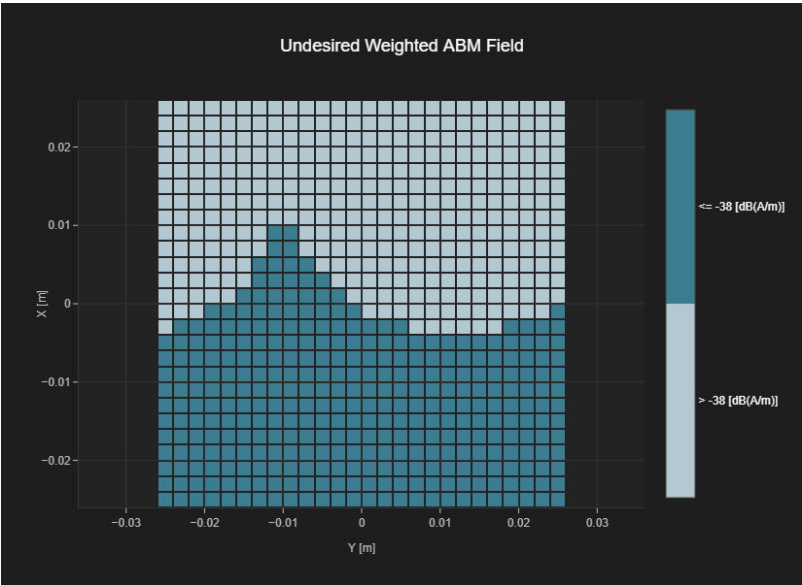
Band Name	Communication Systems Name	Channel	Frequency [MHz]
Band n48	5G NR (DFT-s-OFDM, 1 RB, 100 MHz, QPSK, 30 kHz)	641666	3624.985

## Grid Settings

Extent X [mm]	Extent Y [mm]	Step X [mm]	Step Y [mm]	Distance [mm]
52.0	52.0	4.0	4.0	10.0

## Results

Secondary Group Point Count	Secondary Group Max Longitudinal	Secondary Group Max Transverse	Hmax [dB(A/m)]
336	18	26	-16.08

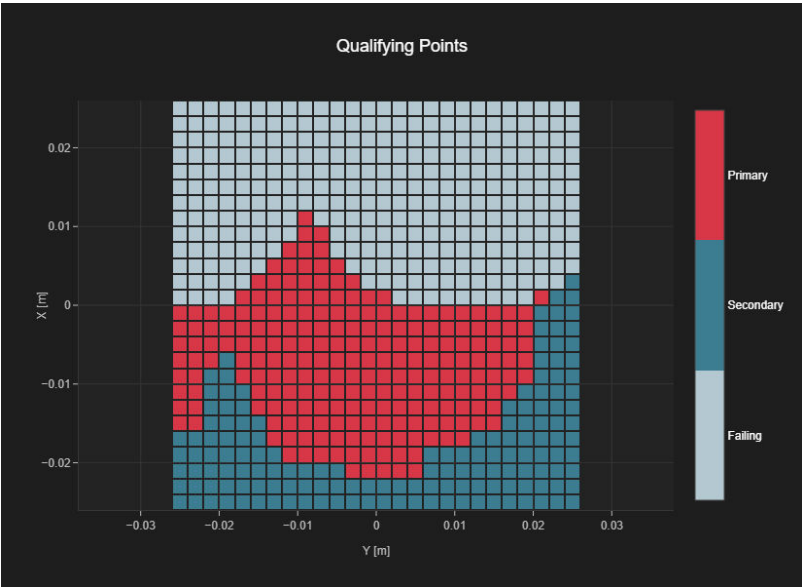




# T-Coil Coupling Mode Test Report

## Results

Primary Group Contiguous Point Count	Secondary Group Point Count	Secondary Group Max Longitudinal	Secondary Group Max Transverse
222	370	19	26



# T-Coil Signal Test Report

Measurement performed on April 09, 2025 at 13:25

## Device Under Test

Manufacturer	Model	Dimensions [mm]	Speaker Position [mm]
		146.2 x 71.8 x 7.5	144.3

## Hardware Setup

Probe Name	Probe Calibration Date	DAE Name	DAE Calibration Date
AM1DV3 - 3115	August 15, 2024	DAE4 Sn1374	October 30, 2024

## Communication Systems

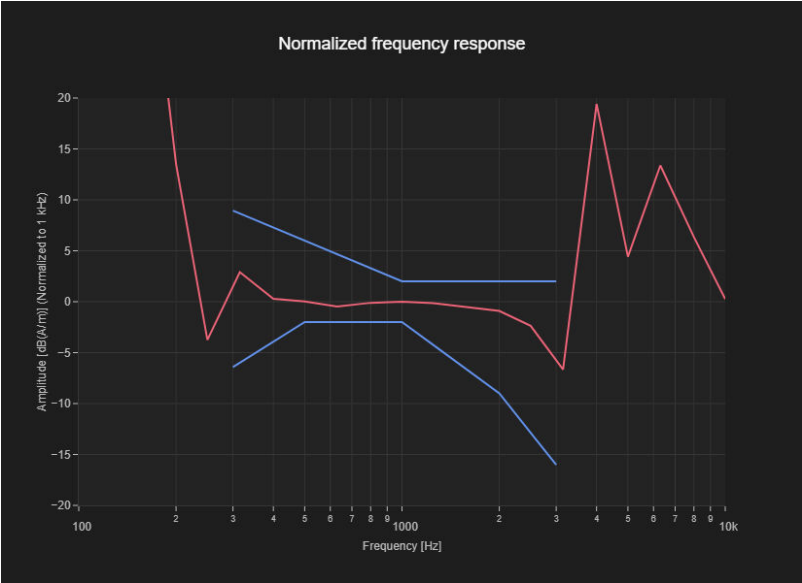
Band Name	Communication Systems Name	Channel	Frequency [MHz]
Band n41	5G NR (DFT-s-OFDM, 1 RB, 100 MHz, QPSK, 30 kHz)	518598	2592.99

## Grid Settings

Extent X [mm]	Extent Y [mm]	Step X [mm]	Step Y [mm]	Distance [mm]
52.0	52.0	4.0	4.0	10.0

## Results

Audio File	Measurement Duration [s]	Margin Upper Bound [dB]	Margin Lower Bound [dB]
48k_voice_300-3000_2s.wav	2.0	2.0	1.51



# T-Coil Signal Test Report

Measurement performed on April 09, 2025 at 13:25

## Device Under Test

Manufacturer	Model	Dimensions [mm]	Speaker Position [mm]
		146.2 x 71.8 x 7.5	144.3

## Hardware Setup

Probe Name	Probe Calibration Date	DAE Name	DAE Calibration Date
AM1DV3 - 3115	August 15, 2024	DAE4 Sn1374	October 30, 2024

## Communication Systems

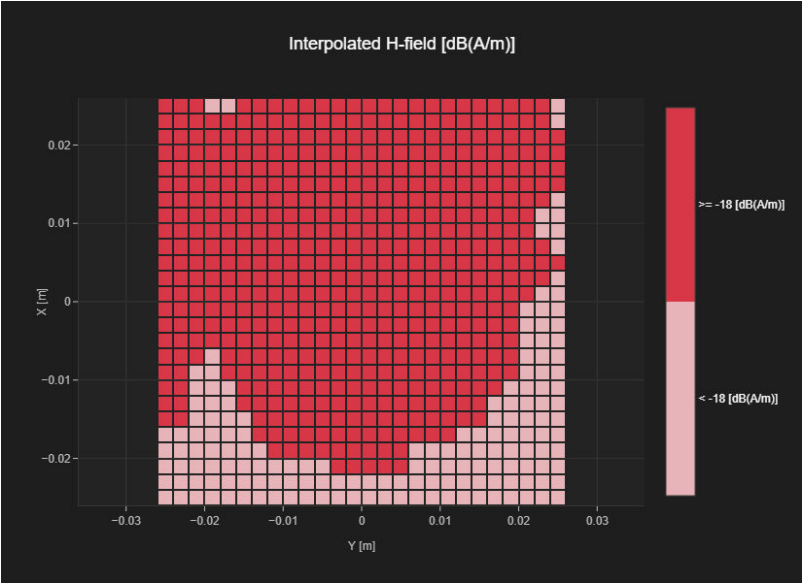
Band Name	Communication Systems Name	Channel	Frequency [MHz]
Band n41	5G NR (DFT-s-OFDM, 1 RB, 100 MHz, QPSK, 30 kHz)	518598	2592.99

## Grid Settings

Extent X [mm]	Extent Y [mm]	Step X [mm]	Step Y [mm]	Distance [mm]
52.0	52.0	4.0	4.0	10.0

## Results

Audio File	Measurement Duration [s]	Gain [dB]	Hmax [dB(A/m)]
48k_voice_1kHz_1s.wav	2.0	-8.34	7.81



# T-Coil Noise Test Report

Measurement performed on April 09, 2025 at 13:15

## Device Under Test

Manufacturer	Model	Dimensions [mm]	Speaker Position [mm]
		146.2 x 71.8 x 7.5	144.3

## Hardware Setup

Probe Name	Probe Calibration Date	DAE Name	DAE Calibration Date
AM1DV3 - 3115	August 15, 2024	DAE4 Sn1374	October 30, 2024

## Communication Systems

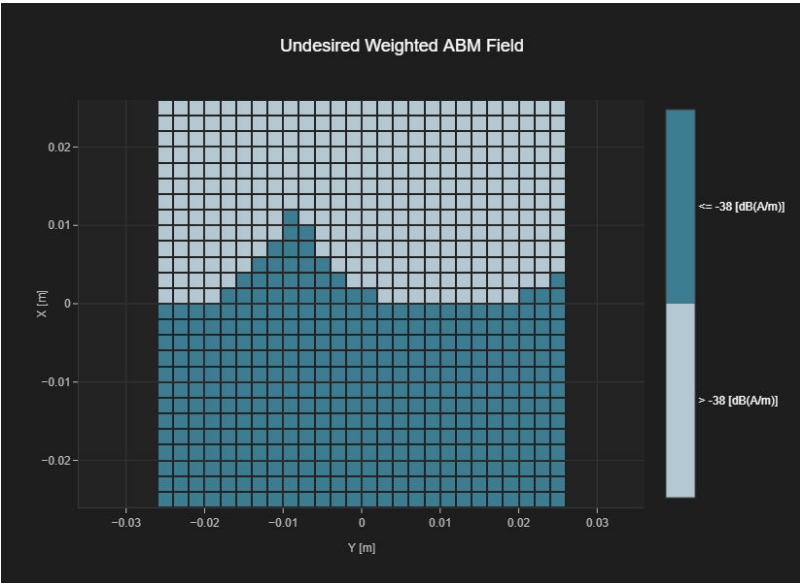
Band Name	Communication Systems Name	Channel	Frequency [MHz]
Band n41	5G NR (DFT-s-OFDM, 1 RB, 100 MHz, QPSK, 30 kHz)	518598	2592.99

## Grid Settings

Extent X [mm]	Extent Y [mm]	Step X [mm]	Step Y [mm]	Distance [mm]
52.0	52.0	4.0	4.0	10.0

## Results

Secondary Group Point Count	Secondary Group Max Longitudinal	Secondary Group Max Transverse	Hmax [dB(A/m)]
370	19	26	-17.87



# T-Coil Noise Test Report

Measurement performed on April 08, 2025 at 16:45

## Device Under Test

Manufacturer	Model	Dimensions [mm]	Speaker Position [mm]
		146.2 x 71.8 x 7.5	144.3

## Hardware Setup

Probe Name	Probe Calibration Date	DAE Name	DAE Calibration Date
AM1DV3 - 3115	August 15, 2024	DAE4 Sn1374	October 30, 2024

## Communication Systems

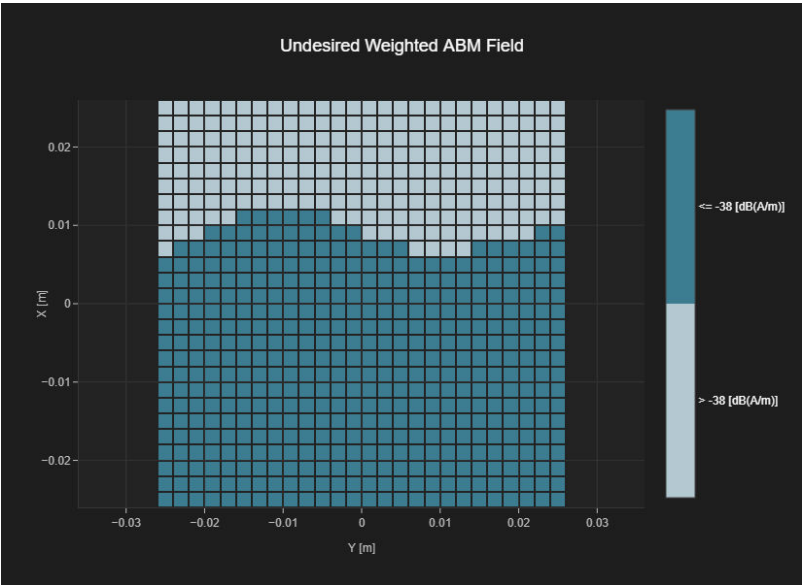
Band Name	Communication Systems Name	Channel	Frequency [MHz]
Band 48, E-UTRA/TDD	LTE-TDD (SC-FDMA, 1 RB, 20 MHz, QPSK)	55990	3625.0

## Grid Settings

Extent X [mm]	Extent Y [mm]	Step X [mm]	Step Y [mm]	Distance [mm]
52.0	52.0	4.0	4.0	10.0

## Results

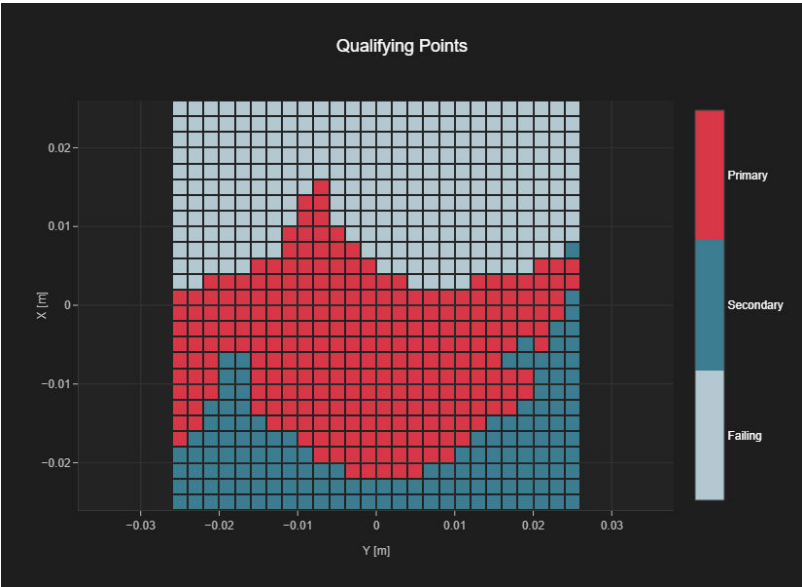
Secondary Group Point Count	Secondary Group Max Longitudinal	Secondary Group Max Transverse	Hmax [dB(A/m)]
455	19	26	-22.88



# T-Coil Coupling Mode Test Report

## Results

Primary Group Contiguous Point Count	Secondary Group Point Count	Secondary Group Max Longitudinal	Secondary Group Max Transverse
264	410	21	26



# T-Coil Signal Test Report

Measurement performed on April 09, 2025 at 13:59

## Device Under Test

Manufacturer	Model	Dimensions [mm]	Speaker Position [mm]
		146.2 x 71.8 x 7.5	144.3

## Hardware Setup

Probe Name	Probe Calibration Date	DAE Name	DAE Calibration Date
AM1DV3 - 3115	August 15, 2024	DAE4 Sn1374	October 30, 2024

## Communication Systems

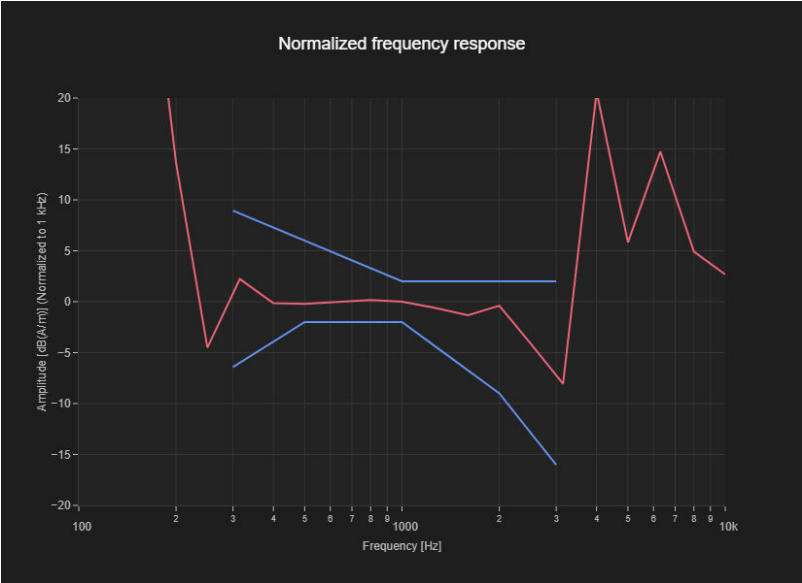
Band Name	Communication Systems Name	Channel	Frequency [MHz]
Band n25	5G NR (DFT-s-OFDM, 1 RB, 40 MHz, QPSK, 15 kHz)	376500	1882.5

## Grid Settings

Extent X [mm]	Extent Y [mm]	Step X [mm]	Step Y [mm]	Distance [mm]
52.0	52.0	4.0	4.0	10.0

## Results

Audio File	Measurement Duration [s]	Margin Upper Bound [dB]	Margin Lower Bound [dB]
48k_voice_300-3000_2s.wav	2.0	2.0	1.79



# T-Coil Signal Test Report

Measurement performed on April 09, 2025 at 13:59

## Device Under Test

Manufacturer	Model	Dimensions [mm]	Speaker Position [mm]
		146.2 x 71.8 x 7.5	144.3

## Hardware Setup

Probe Name	Probe Calibration Date	DAE Name	DAE Calibration Date
AM1DV3 - 3115	August 15, 2024	DAE4 Sn1374	October 30, 2024

## Communication Systems

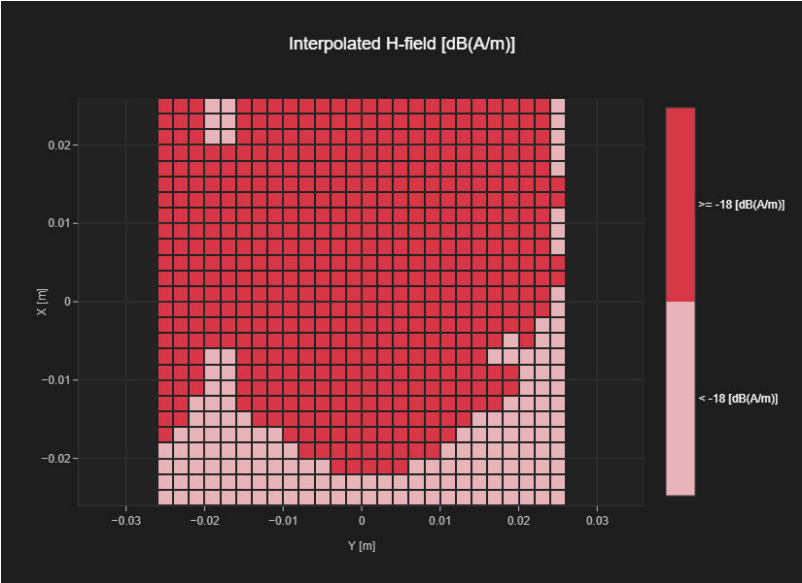
Band Name	Communication Systems Name	Channel	Frequency [MHz]
Band n25	5G NR (DFT-s-OFDM, 1 RB, 40 MHz, QPSK, 15 kHz)	376500	1882.5

## Grid Settings

Extent X [mm]	Extent Y [mm]	Step X [mm]	Step Y [mm]	Distance [mm]
52.0	52.0	4.0	4.0	10.0

## Results

Audio File	Measurement Duration [s]	Gain [dB]	Hmax [dB(A/m)]
48k_voice_1kHz_1s.wav	2.0	-8.34	8.03





# T-Coil Noise Test Report

Measurement performed on April 09, 2025 at 13:49

## Device Under Test

Manufacturer	Model	Dimensions [mm]	Speaker Position [mm]
		146.2 x 71.8 x 7.5	144.3

## Hardware Setup

Probe Name	Probe Calibration Date	DAE Name	DAE Calibration Date
AM1DV3 - 3115	August 15, 2024	DAE4 Sn1374	October 30, 2024

## Communication Systems

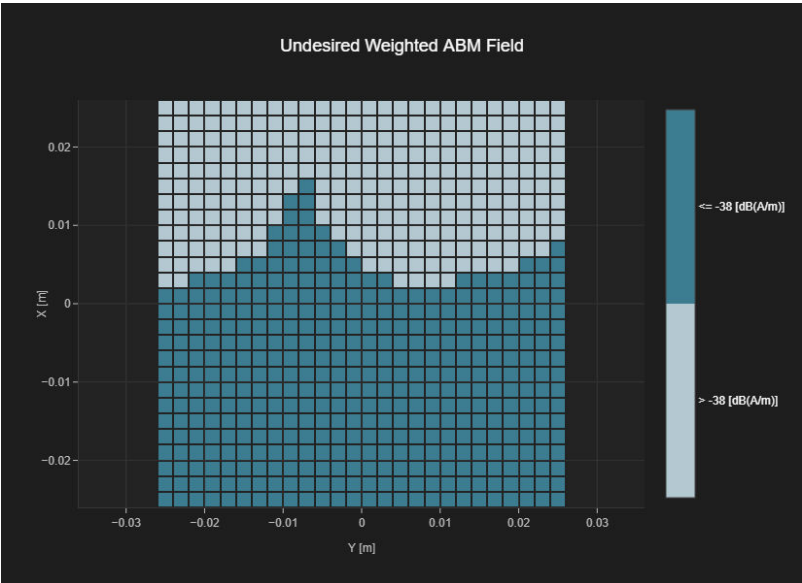
Band Name	Communication Systems Name	Channel	Frequency [MHz]
Band n25	5G NR (DFT-s-OFDM, 1 RB, 40 MHz, QPSK, 15 kHz)	376500	1882.5

## Grid Settings

Extent X [mm]	Extent Y [mm]	Step X [mm]	Step Y [mm]	Distance [mm]
52.0	52.0	4.0	4.0	10.0

## Results

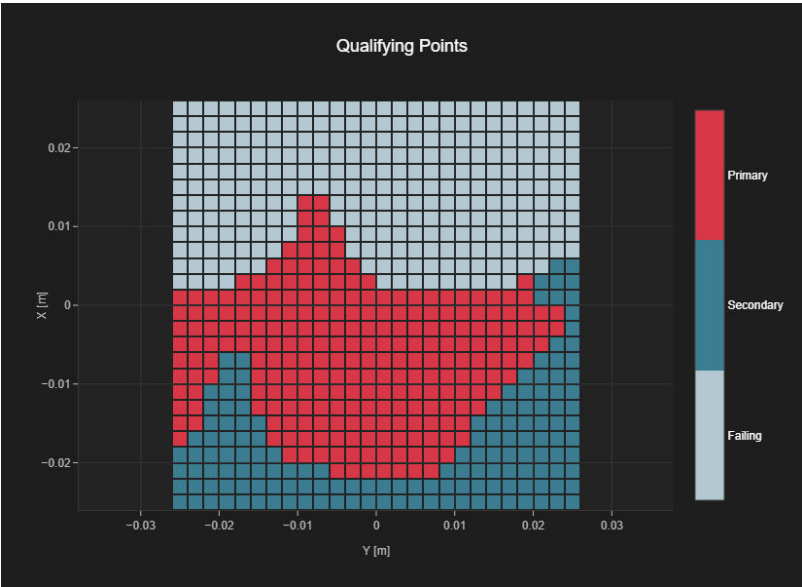
Secondary Group Point Count	Secondary Group Max Longitudinal	Secondary Group Max Transverse	Hmax [dB(A/m)]
410	21	26	-20.85



# T-Coil Coupling Mode Test Report

## Results

Primary Group Contiguous Point Count	Secondary Group Point Count	Secondary Group Max Longitudinal	Secondary Group Max Transverse
247	396	20	26



# T-Coil Signal Test Report

Measurement performed on April 09, 2025 at 14:22

## Device Under Test

Manufacturer	Model	Dimensions [mm]	Speaker Position [mm]
		146.2 x 71.8 x 7.5	144.3

## Hardware Setup

Probe Name	Probe Calibration Date	DAE Name	DAE Calibration Date
AM1DV3 - 3115	August 15, 2024	DAE4 Sn1374	October 30, 2024

## Communication Systems

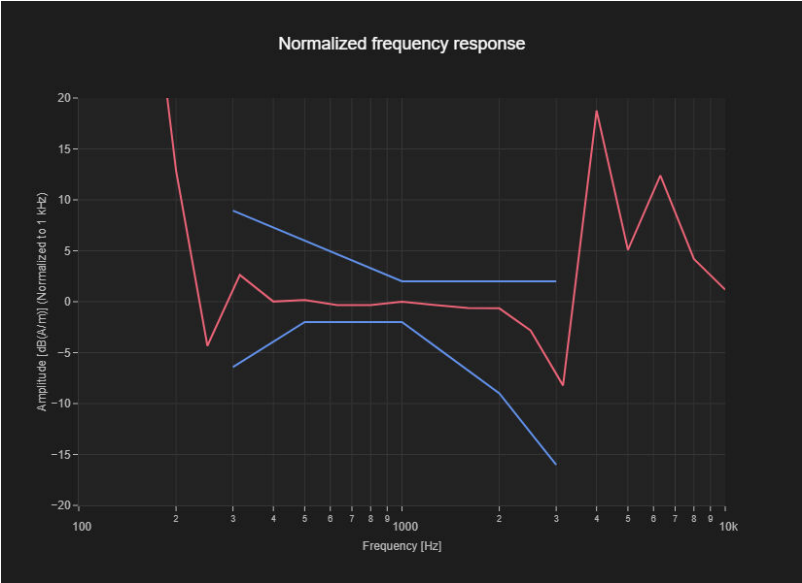
Band Name	Communication Systems Name	Channel	Frequency [MHz]
Band n66	5G NR (DFT-s-OFDM, 1 RB, 40 MHz, QPSK, 15 kHz)	349000	1745.0

## Grid Settings

Extent X [mm]	Extent Y [mm]	Step X [mm]	Step Y [mm]	Distance [mm]
52.0	52.0	4.0	4.0	10.0

## Results

Audio File	Measurement Duration [s]	Margin Upper Bound [dB]	Margin Lower Bound [dB]
48k_voice_300-3000_2s.wav	2.0	2.0	1.66



# T-Coil Signal Test Report

Measurement performed on April 09, 2025 at 14:22

## Device Under Test

Manufacturer	Model	Dimensions [mm]	Speaker Position [mm]
		146.2 x 71.8 x 7.5	144.3

## Hardware Setup

Probe Name	Probe Calibration Date	DAE Name	DAE Calibration Date
AM1DV3 - 3115	August 15, 2024	DAE4 Sn1374	October 30, 2024

## Communication Systems

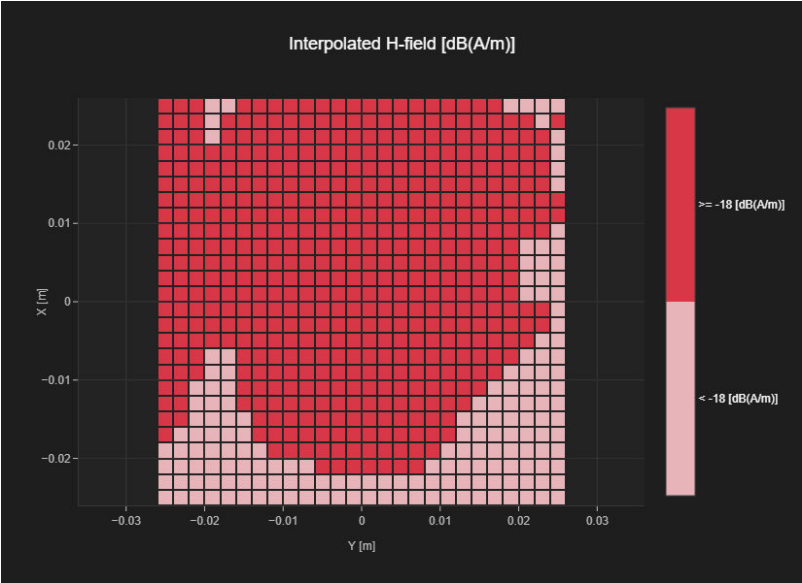
Band Name	Communication Systems Name	Channel	Frequency [MHz]
Band n66	5G NR (DFT-s-OFDM, 1 RB, 40 MHz, QPSK, 15 kHz)	349000	1745.0

## Grid Settings

Extent X [mm]	Extent Y [mm]	Step X [mm]	Step Y [mm]	Distance [mm]
52.0	52.0	4.0	4.0	10.0

## Results

Audio File	Measurement Duration [s]	Gain [dB]	Hmax [dB(A/m)]
48k_voice_1kHz_1s.wav	2.0	-8.34	7.95



# T-Coil Noise Test Report

Measurement performed on April 09, 2025 at 14:12

## Device Under Test

Manufacturer	Model	Dimensions [mm]	Speaker Position [mm]
		146.2 x 71.8 x 7.5	144.3

## Hardware Setup

Probe Name	Probe Calibration Date	DAE Name	DAE Calibration Date
AM1DV3 - 3115	August 15, 2024	DAE4 Sn1374	October 30, 2024

## Communication Systems

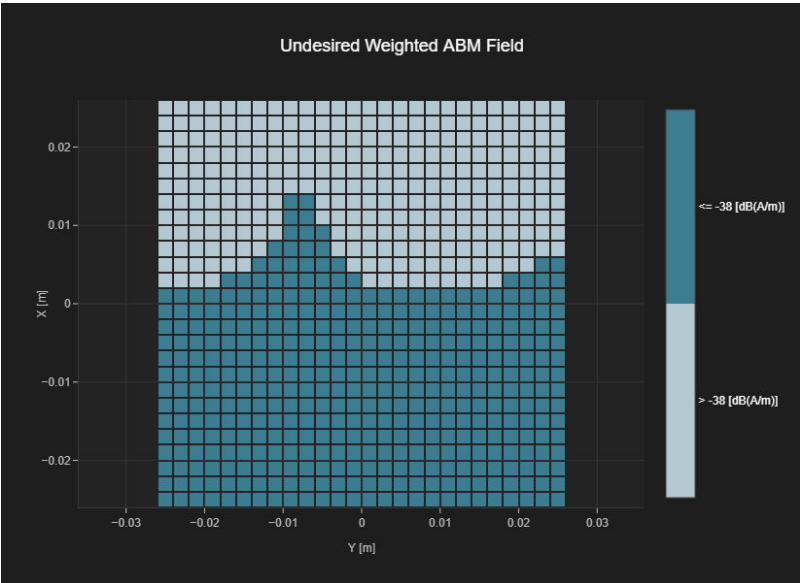
Band Name	Communication Systems Name	Channel	Frequency [MHz]
Band n66	5G NR (DFT-s-OFDM, 1 RB, 40 MHz, QPSK, 15 kHz)	349000	1745.0

## Grid Settings

Extent X [mm]	Extent Y [mm]	Step X [mm]	Step Y [mm]	Distance [mm]
52.0	52.0	4.0	4.0	10.0

## Results

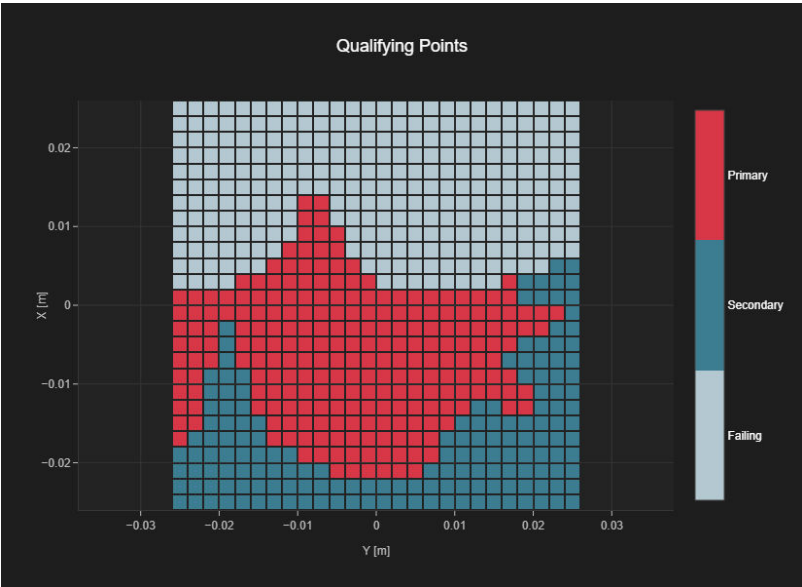
Secondary Group Point Count	Secondary Group Max Longitudinal	Secondary Group Max Transverse	Hmax [dB(A/m)]
396	20	26	-19.8



# T-Coil Coupling Mode Test Report

## Results

Primary Group Contiguous Point Count	Secondary Group Point Count	Secondary Group Max Longitudinal	Secondary Group Max Transverse
236	397	20	26



# T-Coil Signal Test Report

Measurement performed on April 09, 2025 at 14:48

## Device Under Test

Manufacturer	Model	Dimensions [mm]	Speaker Position [mm]
		146.2 x 71.8 x 7.5	144.3

## Hardware Setup

Probe Name	Probe Calibration Date	DAE Name	DAE Calibration Date
AM1DV3 - 3115	August 15, 2024	DAE4 Sn1374	October 30, 2024

## Communication Systems

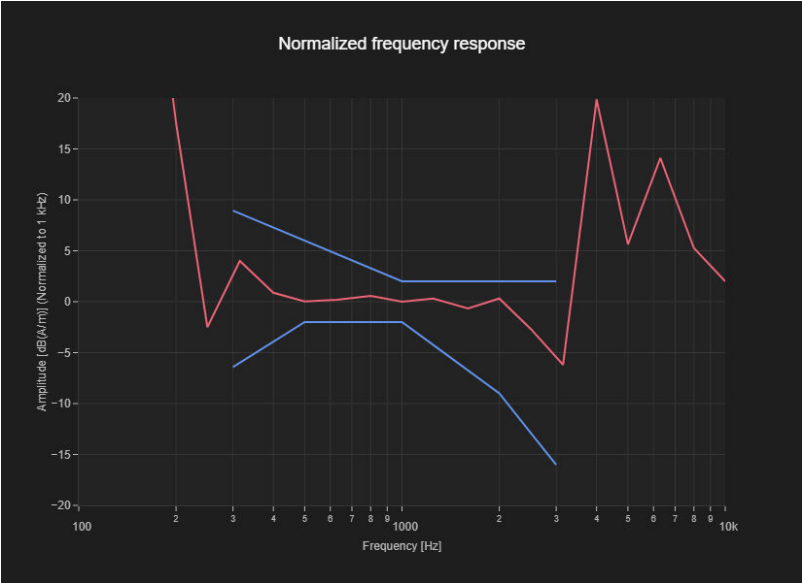
Band Name	Communication Systems Name	Channel	Frequency [MHz]
Band n70	5G NR (DFT-s-OFDM, 1 RB, 15 MHz, QPSK, 15 kHz)	340500	1702.5

## Grid Settings

Extent X [mm]	Extent Y [mm]	Step X [mm]	Step Y [mm]	Distance [mm]
52.0	52.0	4.0	4.0	10.0

## Results

Audio File	Measurement Duration [s]	Margin Upper Bound [dB]	Margin Lower Bound [dB]
48k_voice_300-3000_2s.wav	2.0	1.69	2.0



# T-Coil Signal Test Report

Measurement performed on April 09, 2025 at 14:48

## Device Under Test

Manufacturer	Model	Dimensions [mm]	Speaker Position [mm]
		146.2 x 71.8 x 7.5	144.3

## Hardware Setup

Probe Name	Probe Calibration Date	DAE Name	DAE Calibration Date
AM1DV3 - 3115	August 15, 2024	DAE4 Sn1374	October 30, 2024

## Communication Systems

Band Name	Communication Systems Name	Channel	Frequency [MHz]
Band n70	5G NR (DFT-s-OFDM, 1 RB, 15 MHz, QPSK, 15 kHz)	340500	1702.5

## Grid Settings

Extent X [mm]	Extent Y [mm]	Step X [mm]	Step Y [mm]	Distance [mm]
52.0	52.0	4.0	4.0	10.0

## Results

Audio File	Measurement Duration [s]	Gain [dB]	Hmax [dB(A/m)]
48k_voice_1kHz_1s.wav	2.0	-8.34	8.66

