



SGS-CSTC Standards Technical Services (Suzhou) Co., Ltd

Report No.: SUCR250100002702

Page: 1 of 2

Appendix A

Detailed Test Results

1. GSM
GSM 850 for T-coil
PCS 1900 for T-coil
2. WCDMA
WCDMA band 2 for T-coil
WCDMA band 4 for T-coil
WCDMA band 5 for T-coil
3. LTE
LTE band 2 for T-coil
LTE band 4 for T-coil
LTE band 5 for T-coil
LTE band 7 for T-coil
LTE band 12 for T-coil
LTE band 13 for T-coil
LTE band 14 for T-coil
LTE band 17 for T-coil
LTE band 25 for T-coil
LTE band 26 for T-coil
LTE band 66 for T-coil
LTE band 71 for T-coil
LTE band 38 for T-coil

This document is issued by the Company subject to its General Conditions of Service printed overleaf, available on request or accessible at <http://www.sgs.com/en/Terms-and-Conditions.aspx> and, for electronic format documents, subject to Terms and Conditions for Electronic Documents at <http://www.sgs.com/en/Terms-and-Conditions/Terms-e-Document.aspx>. Attention is drawn to the limitation of liability, indemnification and jurisdiction issues defined therein. Any holder of this document is advised that information contained hereon reflects the Company's findings at the time of its intervention only and within the limits of Client's instructions, if any. The Company's sole responsibility is to its Client and this document does not exonerate parties to a transaction from exercising all their rights and obligations under the transaction documents. This document cannot be reproduced except in full, without prior written approval of the Company. Any unauthorized alteration, forgery or falsification of the content or appearance of this document is unlawful and offenders may be prosecuted to the fullest extent of the law.

Unless otherwise stated the results shown in this test report refer only to the sample(s) tested and such sample(s) are retained for 30 days only.

Attention: To check the authenticity of testing / inspection report & certificate, please contact us at telephone:(86-755) 8307 1443, or email: CN.Doccheck@sgs.com



SGS-CSTC Standards Technical Services (Suzhou) Co., Ltd

Report No.: SUCR250100002702

Page: 2 of 2

LTE band 41 for T-coil
LTE band 42 for T-coil
LTE band 48 for T-coil
4. NR
n2 for T-coil
n5 for T-coil
n7 for T-coil
n66 for T-coil
n71 for T-coil
n78 for T-coil
5. WIFI
WLAN2.4GHz for T-coil
WLAN5GHz for T-coil
6. OTT
GSM 850
WCDMA Band IV
LTE Band 66
LTE band 42
FR1 n78
WLAN 5GHz

This document is issued by the Company subject to its General Conditions of Service printed overleaf, available on request or accessible at <http://www.sgs.com/en/Terms-and-Conditions.aspx> and, for electronic format documents, subject to Terms and Conditions for Electronic Documents at <http://www.sgs.com/en/Terms-and-Conditions/Terms-e-Document.aspx>. Attention is drawn to the limitation of liability, indemnification and jurisdiction issues defined therein. Any holder of this document is advised that information contained hereon reflects the Company's findings at the time of its intervention only and within the limits of Client's instructions, if any. The Company's sole responsibility is to its Client and this document does not exonerate parties to a transaction from exercising all their rights and obligations under the transaction documents. This document cannot be reproduced except in full, without prior written approval of the Company. Any unauthorized alteration, forgery or falsification of the content or appearance of this document is unlawful and offenders may be prosecuted to the fullest extent of the law.

Unless otherwise stated the results shown in this test report refer only to the sample(s) tested and such sample(s) are retained for 30 days only.

Attention: To check the authenticity of testing / inspection report & certificate, please contact us at telephone:(86-755) 8307 1443, or email: CN.Doccheck@sgs.com

T-Coil Coupling Mode Test Report

Results

Primary Group Contiguous Point Count	Secondary Group Point Count	Secondary Group Max Longitudinal	Secondary Group Max Transverse
63	342	16	26



T-Coil Signal Test Report

Measurement performed on January 14, 2025 at 13:57

Device Under Test

Manufacturer	Model	Dimensions [mm]	Speaker Position [mm]
		146.2 x 71.8 x 7.5	144.3

Hardware Setup

Probe Name	Probe Calibration Date	DAE Name	DAE Calibration Date
AM1DV3 - 3115	August 15, 2024	DAE4 Sn1374	October 30,2024

Communication Systems

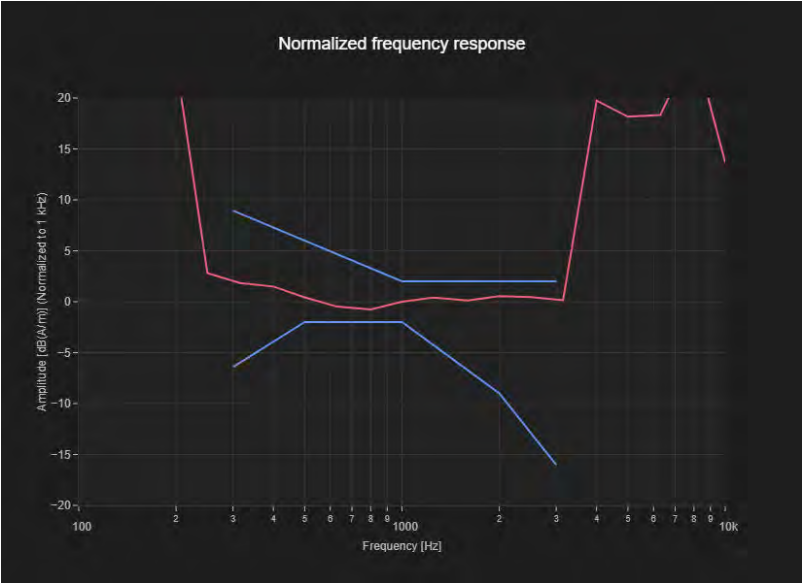
Band Name	Communication Systems Name	Channel	Frequency [MHz]
GSM 850	GSM-FDD (TDMA, GMSK)	190	836.6

Grid Settings

Extent X [mm]	Extent Y [mm]	Step X [mm]	Step Y [mm]	Distance [mm]
52.0	52.0	4.0	4.0	10.0

Results

Audio File	Measurement Duration [s]	Margin Upper Bound [dB]	Margin Lower Bound [dB]
48k_voice_300-3000_2s.wav	2.0	1.46	1.25



T-Coil Signal Test Report

Measurement performed on January 14, 2025 at 13:57

Device Under Test

Manufacturer	Model	Dimensions [mm]	Speaker Position [mm]
		146.2 x 71.8 x 7.5	144.3

Hardware Setup

Probe Name	Probe Calibration Date	DAE Name	DAE Calibration Date
AM1DV3 - 3115	August 15, 2024	DAE4 Sn1374	October 30,2024

Communication Systems

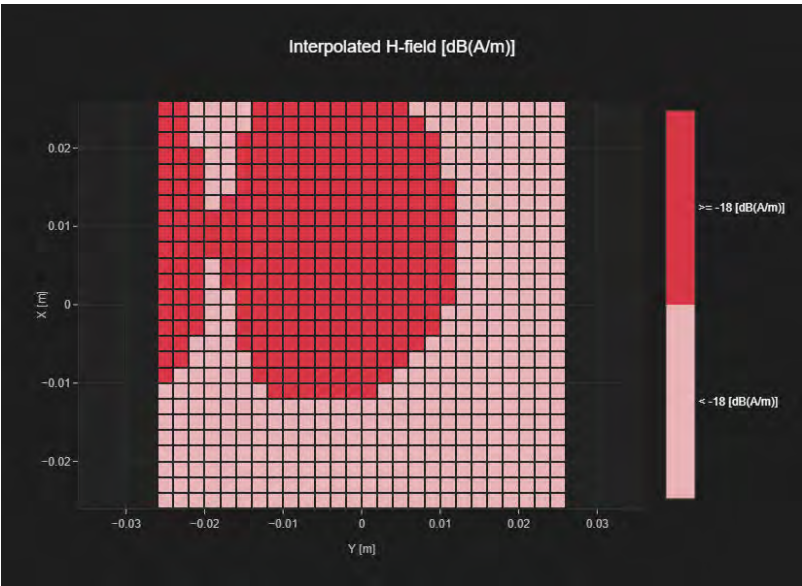
Band Name	Communication Systems Name	Channel	Frequency [MHz]
GSM 850	GSM-FDD (TDMA, GMSK)	190	836.6

Grid Settings

Extent X [mm]	Extent Y [mm]	Step X [mm]	Step Y [mm]	Distance [mm]
52.0	52.0	4.0	4.0	10.0

Results

Audio File	Measurement Duration [s]	Gain [dB]	Hmax [dB(A/m)]
48k_voice_1kHz_1s.wav	2.0	-8.1	-1.87



T-Coil Noise Test Report

Measurement performed on January 14, 2025 at 14:06

Device Under Test

Manufacturer	Model	Dimensions [mm]	Speaker Position [mm]
		146.2 x 71.8 x 7.5	144.3

Hardware Setup

Probe Name	Probe Calibration Date	DAE Name	DAE Calibration Date
AM1DV3 - 3115	August 15, 2024	DAE4 Sn1374	October 30,2024

Communication Systems

Band Name	Communication Systems Name	Channel	Frequency [MHz]
GSM 850	GSM-FDD (TDMA, GMSK)	190	836.6

Grid Settings

Extent X [mm]	Extent Y [mm]	Step X [mm]	Step Y [mm]	Distance [mm]
52.0	52.0	4.0	4.0	10.0

Results

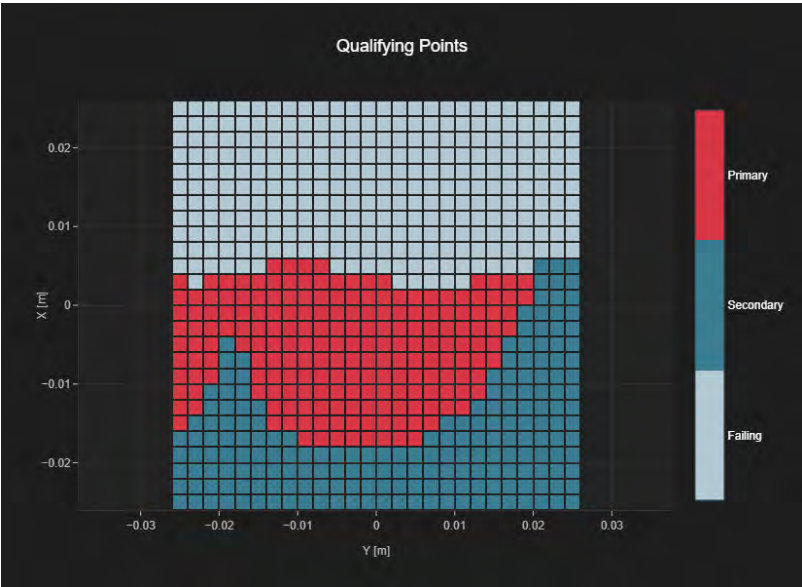
Secondary Group Point Count	Secondary Group Max Longitudinal	Secondary Group Max Transverse	Hmax [dB(A/m)]
342	16	26	-11.36



T-Coil Coupling Mode Test Report

Results

Primary Group Contiguous Point Count	Secondary Group Point Count	Secondary Group Max Longitudinal	Secondary Group Max Transverse
197	391	16	26



T-Coil Signal Test Report

Measurement performed on January 12, 2025 at 17:17

Device Under Test

Manufacturer	Model	Dimensions [mm]	Speaker Position [mm]
		146.2 x 71.8 x 7.5	144.3

Hardware Setup

Probe Name	Probe Calibration Date	DAE Name	DAE Calibration Date
AM1DV3 - 3115	August 15, 2024	DAE4 Sn1374	October 30,2024

Communication Systems

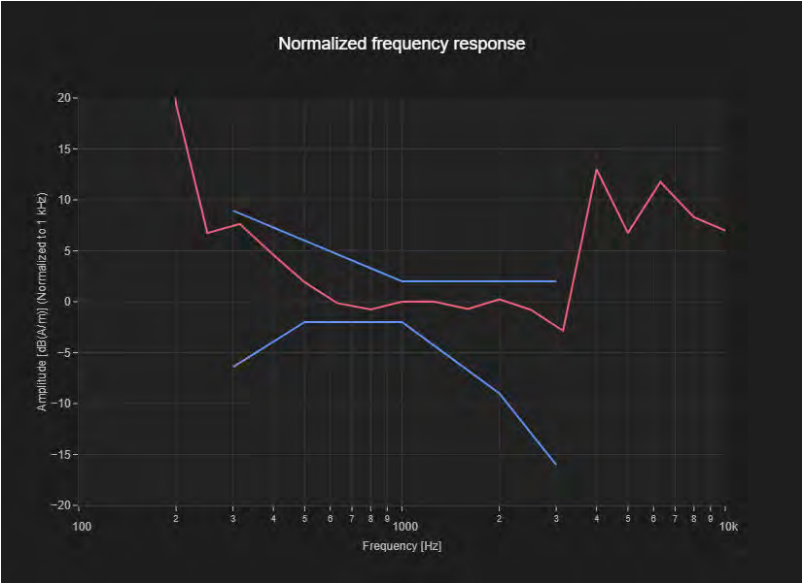
Band Name	Communication Systems Name	Channel	Frequency [MHz]
PCS 1900	GSM-FDD (TDMA, GMSK)	661	1880.0

Grid Settings

Extent X [mm]	Extent Y [mm]	Step X [mm]	Step Y [mm]	Distance [mm]
52.0	52.0	4.0	4.0	10.0

Results

Audio File	Measurement Duration [s]	Margin Upper Bound [dB]	Margin Lower Bound [dB]
48k_voice_300-3000_2s.wav	2.0	1.52	1.25



T-Coil Signal Test Report

Measurement performed on January 12, 2025 at 17:17

Device Under Test

Manufacturer	Model	Dimensions [mm]	Speaker Position [mm]
		146.2 x 71.8 x 7.5	144.3

Hardware Setup

Probe Name	Probe Calibration Date	DAE Name	DAE Calibration Date
AM1DV3 - 3115	August 15, 2024	DAE4 Sn1374	October 30,2024

Communication Systems

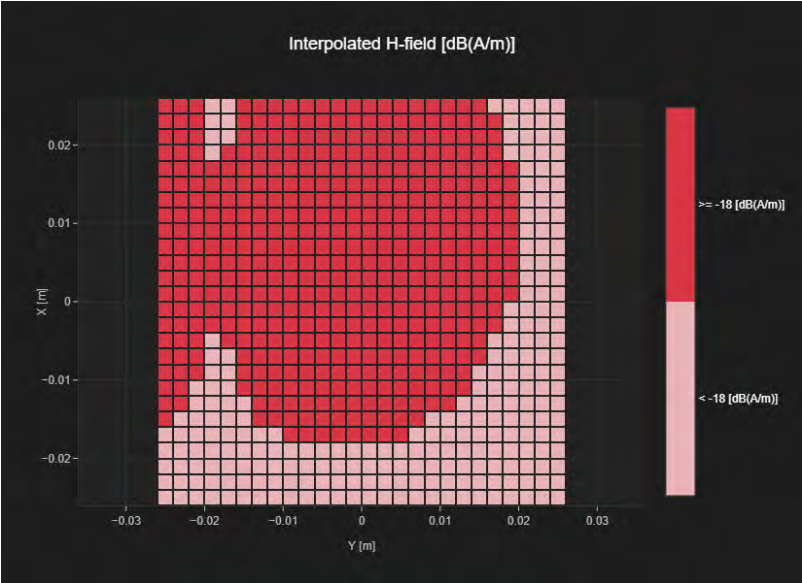
Band Name	Communication Systems Name	Channel	Frequency [MHz]
PCS 1900	GSM-FDD (TDMA, GMSK)	661	1880.0

Grid Settings

Extent X [mm]	Extent Y [mm]	Step X [mm]	Step Y [mm]	Distance [mm]
52.0	52.0	4.0	4.0	10.0

Results

Audio File	Measurement Duration [s]	Gain [dB]	Hmax [dB(A/m)]
48k_voice_1kHz_1s.wav	2.0	-7.86	4.68



T-Coil Noise Test Report

Measurement performed on January 12, 2025 at 17:07

Device Under Test

Manufacturer	Model	Dimensions [mm]	Speaker Position [mm]
		146.2 x 71.8 x 7.5	144.3

Hardware Setup

Probe Name	Probe Calibration Date	DAE Name	DAE Calibration Date
AM1DV3 - 3115	August 15, 2024	DAE4 Sn1374	October 30,2024

Communication Systems

Band Name	Communication Systems Name	Channel	Frequency [MHz]
PCS 1900	GSM-FDD (TDMA, GMSK)	661	1880.0

Grid Settings

Extent X [mm]	Extent Y [mm]	Step X [mm]	Step Y [mm]	Distance [mm]
52.0	52.0	4.0	4.0	10.0

Results

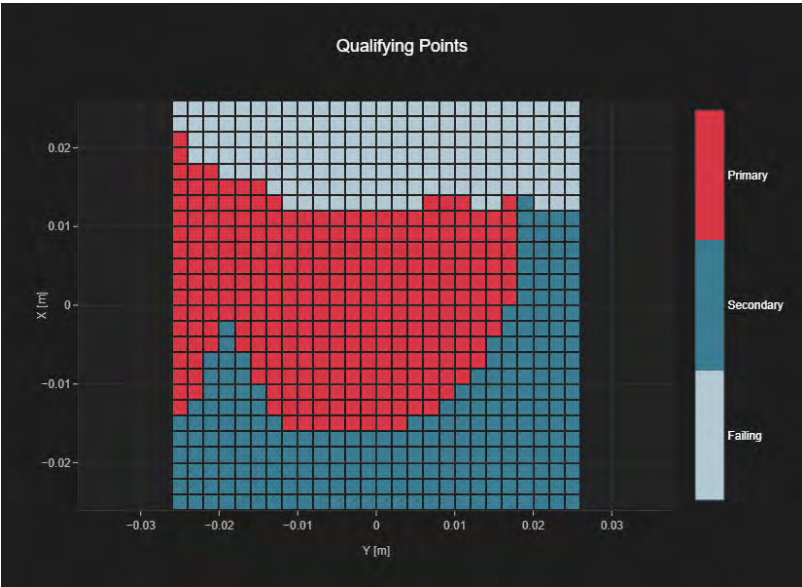
Secondary Group Point Count	Secondary Group Max Longitudinal	Secondary Group Max Transverse	Hmax [dB(A/m)]
391	16	26	-18.56



T-Coil Coupling Mode Test Report

Results

Primary Group Contiguous Point Count	Secondary Group Point Count	Secondary Group Max Longitudinal	Secondary Group Max Transverse
281	517	24	26



T-Coil Signal Test Report

Measurement performed on January 15, 2025 at 10:33

Device Under Test

Manufacturer	Model	Dimensions [mm]	Speaker Position [mm]
		146.2 x 71.8 x 7.5	144.3

Hardware Setup

Probe Name	Probe Calibration Date	DAE Name	DAE Calibration Date
AM1DV3 - 3115	August 15, 2024	DAE4 Sn1374	October 30,2024

Communication Systems

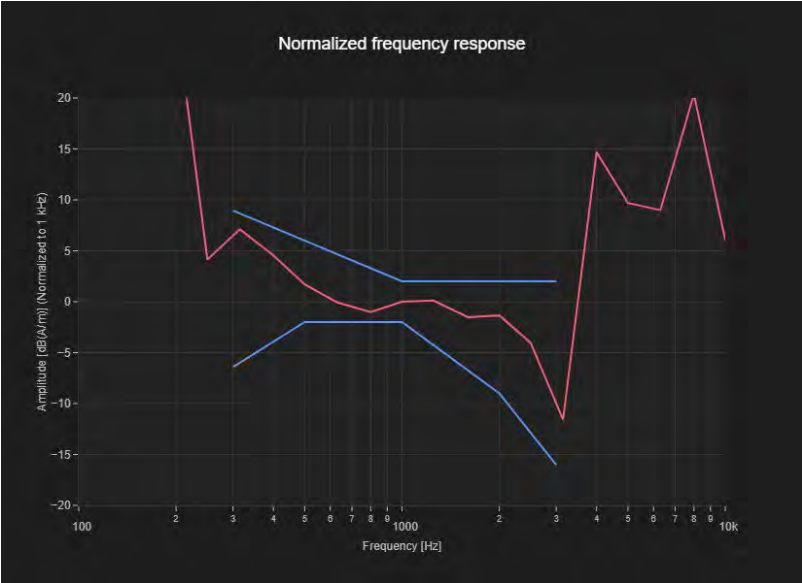
Band Name	Communication Systems Name	Channel	Frequency [MHz]
Band 2, UTRA/FDD	UMTS-FDD (WCDMA, AMR)	9400	1880.0

Grid Settings

Extent X [mm]	Extent Y [mm]	Step X [mm]	Step Y [mm]	Distance [mm]
52.0	52.0	4.0	4.0	10.0

Results

Audio File	Measurement Duration [s]	Margin Upper Bound [dB]	Margin Lower Bound [dB]
48k_voice_300-3000_2s.wav	2.0	1.88	0.97



T-Coil Signal Test Report

Measurement performed on January 15, 2025 at 10:33

Device Under Test

Manufacturer	Model	Dimensions [mm]	Speaker Position [mm]
		146.2 x 71.8 x 7.5	144.3

Hardware Setup

Probe Name	Probe Calibration Date	DAE Name	DAE Calibration Date
AM1DV3 - 3115	August 15, 2024	DAE4 Sn1374	October 30,2024

Communication Systems

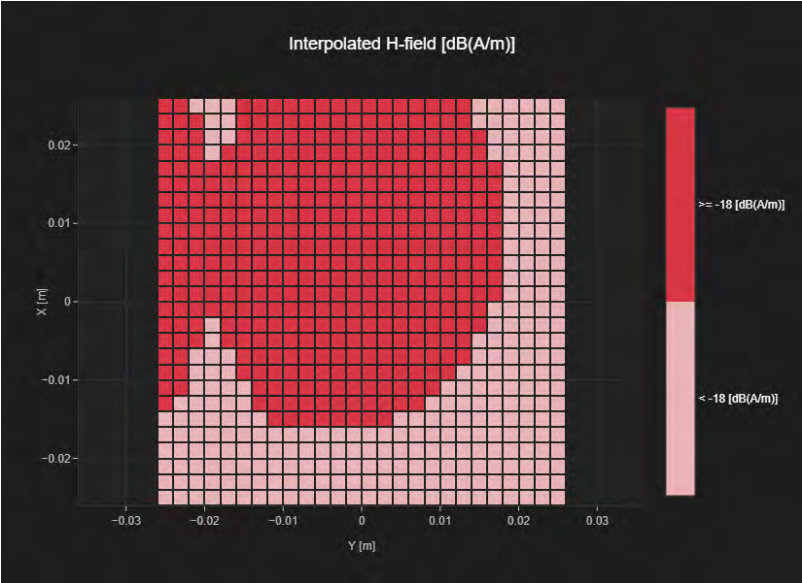
Band Name	Communication Systems Name	Channel	Frequency [MHz]
Band 2, UTRA/FDD	UMTS-FDD (WCDMA, AMR)	9400	1880.0

Grid Settings

Extent X [mm]	Extent Y [mm]	Step X [mm]	Step Y [mm]	Distance [mm]
52.0	52.0	4.0	4.0	10.0

Results

Audio File	Measurement Duration [s]	Gain [dB]	Hmax [dB(A/m)]
48k_voice_1kHz_1s.wav	2.0	-8.1	2.76



T-Coil Noise Test Report

Measurement performed on January 15, 2025 at 10:43

Device Under Test

Manufacturer	Model	Dimensions [mm]	Speaker Position [mm]
		146.2 x 71.8 x 7.5	144.3

Hardware Setup

Probe Name	Probe Calibration Date	DAE Name	DAE Calibration Date
AM1DV3 - 3115	August 15, 2024	DAE4 Sn1374	October 30,2024

Communication Systems

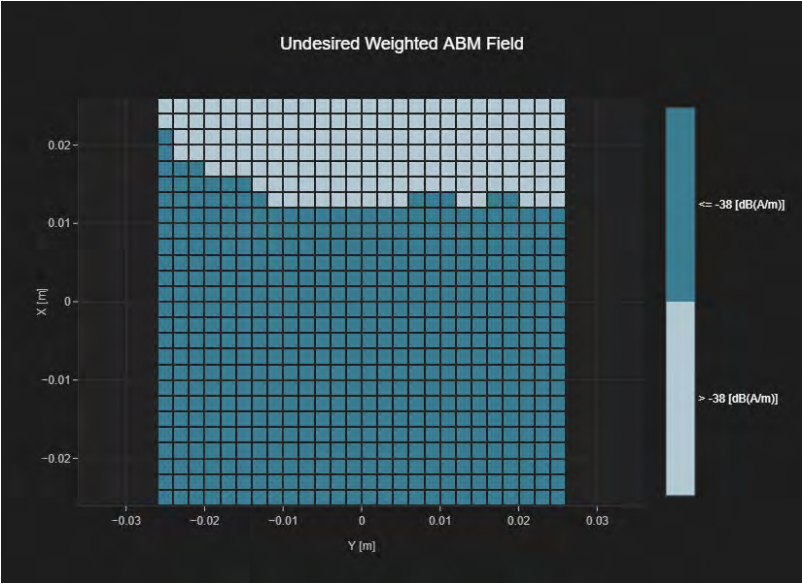
Band Name	Communication Systems Name	Channel	Frequency [MHz]
Band 2, UTRA/FDD	UMTS-FDD (WCDMA, AMR)	9400	1880.0

Grid Settings

Extent X [mm]	Extent Y [mm]	Step X [mm]	Step Y [mm]	Distance [mm]
52.0	52.0	4.0	4.0	10.0

Results

Secondary Group Point Count	Secondary Group Max Longitudinal	Secondary Group Max Transverse	Hmax [dB(A/m)]
517	24	26	-29.34



T-Coil Coupling Mode Test Report

Results

Primary Group Contiguous Point Count	Secondary Group Point Count	Secondary Group Max Longitudinal	Secondary Group Max Transverse
275	510	23	26



T-Coil Signal Test Report

Measurement performed on January 15, 2025 at 14:30

Device Under Test

Manufacturer	Model	Dimensions [mm]	Speaker Position [mm]
		146.2 x 71.8 x 7.5	144.3

Hardware Setup

Probe Name	Probe Calibration Date	DAE Name	DAE Calibration Date
AM1DV3 - 3115	August 15, 2024	DAE4 Sn1374	October 30,2024

Communication Systems

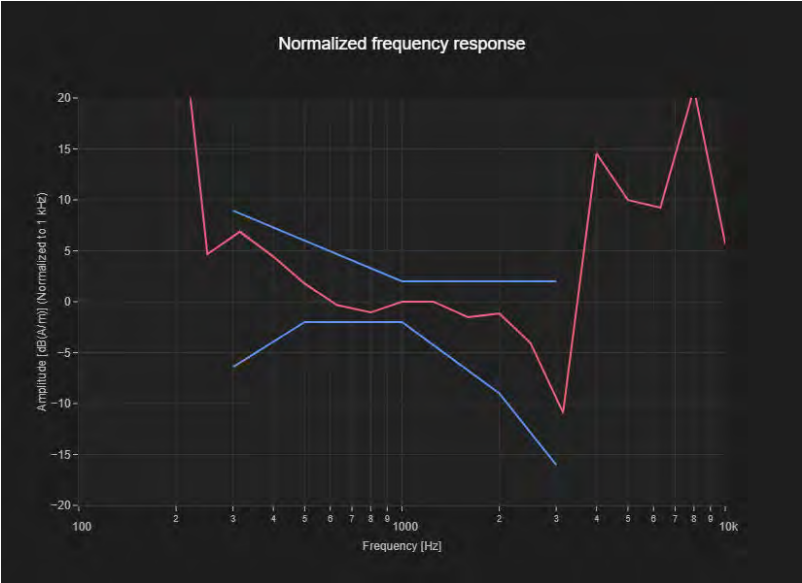
Band Name	Communication Systems Name	Channel	Frequency [MHz]
Band 4, UTRA/FDD	UMTS-FDD (WCDMA, AMR)	1412	1732.4

Grid Settings

Extent X [mm]	Extent Y [mm]	Step X [mm]	Step Y [mm]	Distance [mm]
52.0	52.0	4.0	4.0	10.0

Results

Audio File	Measurement Duration [s]	Margin Upper Bound [dB]	Margin Lower Bound [dB]
48k_voice_300-3000_2s.wav	2.0	1.99	0.95



T-Coil Signal Test Report

Measurement performed on January 15, 2025 at 14:30

Device Under Test

Manufacturer	Model	Dimensions [mm]	Speaker Position [mm]
		146.2 x 71.8 x 7.5	144.3

Hardware Setup

Probe Name	Probe Calibration Date	DAE Name	DAE Calibration Date
AM1DV3 - 3115	August 15, 2024	DAE4 Sn1374	October 30,2024

Communication Systems

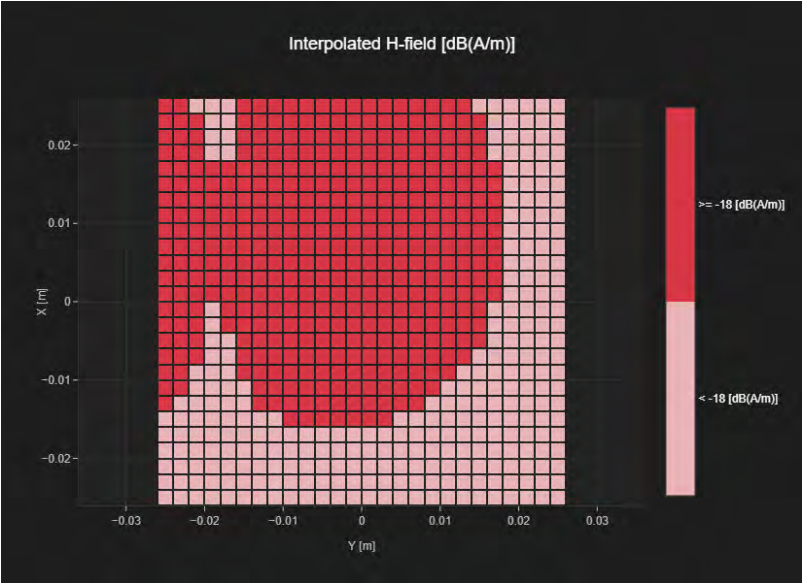
Band Name	Communication Systems Name	Channel	Frequency [MHz]
Band 4, UTRA/FDD	UMTS-FDD (WCDMA, AMR)	1412	1732.4

Grid Settings

Extent X [mm]	Extent Y [mm]	Step X [mm]	Step Y [mm]	Distance [mm]
52.0	52.0	4.0	4.0	10.0

Results

Audio File	Measurement Duration [s]	Gain [dB]	Hmax [dB(A/m)]
48k_voice_1kHz_1s.wav	2.0	-8.1	2.97



T-Coil Noise Test Report

Measurement performed on January 15, 2025 at 14:40

Device Under Test

Manufacturer	Model	Dimensions [mm]	Speaker Position [mm]
		146.2 x 71.8 x 7.5	144.3

Hardware Setup

Probe Name	Probe Calibration Date	DAE Name	DAE Calibration Date
AM1DV3 - 3115	August 15, 2024	DAE4 Sn1374	October 30,2024

Communication Systems

Band Name	Communication Systems Name	Channel	Frequency [MHz]
Band 4, UTRA/FDD	UMTS-FDD (WCDMA, AMR)	1412	1732.4

Grid Settings

Extent X [mm]	Extent Y [mm]	Step X [mm]	Step Y [mm]	Distance [mm]
52.0	52.0	4.0	4.0	10.0

Results

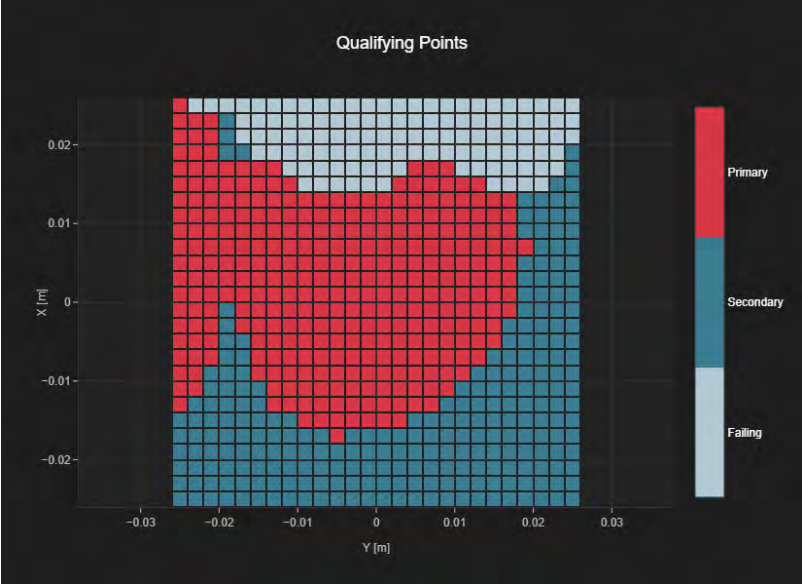
Secondary Group Point Count	Secondary Group Max Longitudinal	Secondary Group Max Transverse	Hmax [dB(A/m)]
510	23	26	-31.58



T-Coil Coupling Mode Test Report

Results

Primary Group Contiguous Point Count	Secondary Group Point Count	Secondary Group Max Longitudinal	Secondary Group Max Transverse
317	562	26	26



T-Coil Signal Test Report

Measurement performed on January 15, 2025 at 16:15

Device Under Test

Manufacturer	Model	Dimensions [mm]	Speaker Position [mm]
		146.2 x 71.8 x 7.5	144.3

Hardware Setup

Probe Name	Probe Calibration Date	DAE Name	DAE Calibration Date
AM1DV3 - 3115	August 15, 2024	DAE4 Sn1374	October 30,2024

Communication Systems

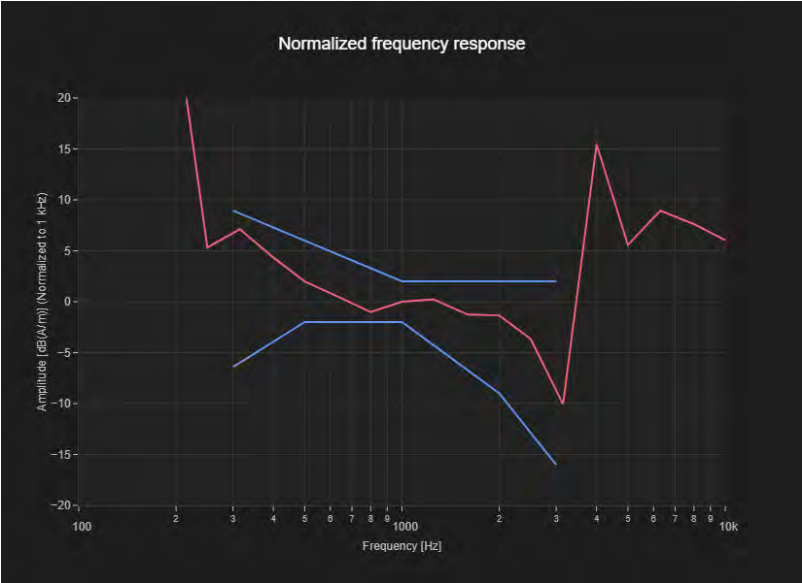
Band Name	Communication Systems Name	Channel	Frequency [MHz]
Band 5, UTRA/FDD	UMTS-FDD (WCDMA, AMR)	4183	836.6

Grid Settings

Extent X [mm]	Extent Y [mm]	Step X [mm]	Step Y [mm]	Distance [mm]
52.0	52.0	4.0	4.0	10.0

Results

Audio File	Measurement Duration [s]	Margin Upper Bound [dB]	Margin Lower Bound [dB]
48k_voice_300-3000_2s.wav	2.0	1.77	0.98



T-Coil Signal Test Report

Measurement performed on January 15, 2025 at 16:15

Device Under Test

Manufacturer	Model	Dimensions [mm]	Speaker Position [mm]
		146.2 x 71.8 x 7.5	144.3

Hardware Setup

Probe Name	Probe Calibration Date	DAE Name	DAE Calibration Date
AM1DV3 - 3115	August 15, 2024	DAE4 Sn1374	October 30,2024

Communication Systems

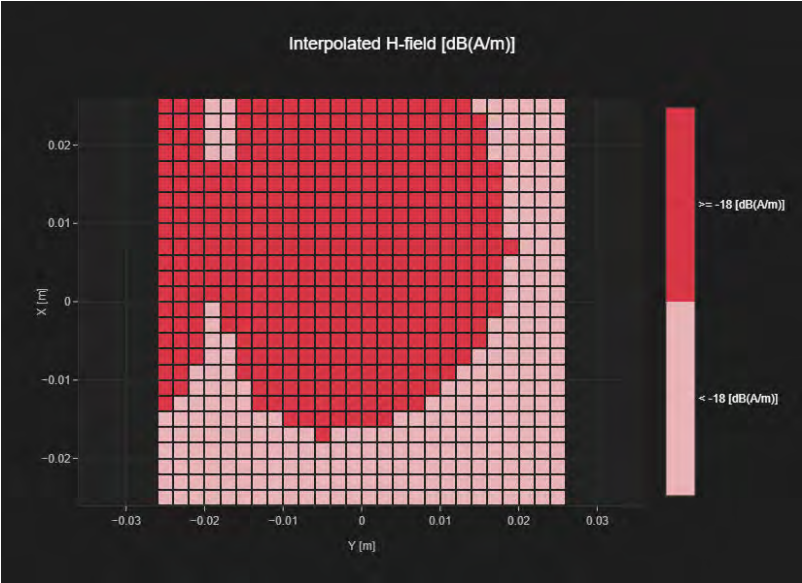
Band Name	Communication Systems Name	Channel	Frequency [MHz]
Band 5, UTRA/FDD	UMTS-FDD (WCDMA, AMR)	4183	836.6

Grid Settings

Extent X [mm]	Extent Y [mm]	Step X [mm]	Step Y [mm]	Distance [mm]
52.0	52.0	4.0	4.0	10.0

Results

Audio File	Measurement Duration [s]	Gain [dB]	Hmax [dB(A/m)]
48k_voice_1kHz_1s.wav	2.0	-8.1	3.37



T-Coil Noise Test Report

Measurement performed on January 15, 2025 at 16:26

Device Under Test

Manufacturer	Model	Dimensions [mm]	Speaker Position [mm]
		146.2 x 71.8 x 7.5	144.3

Hardware Setup

Probe Name	Probe Calibration Date	DAE Name	DAE Calibration Date
AM1DV3 - 3115	August 15, 2024	DAE4 Sn1374	October 30,2024

Communication Systems

Band Name	Communication Systems Name	Channel	Frequency [MHz]
Band 5, UTRA/FDD	UMTS-FDD (WCDMA, AMR)	4183	836.6

Grid Settings

Extent X [mm]	Extent Y [mm]	Step X [mm]	Step Y [mm]	Distance [mm]
52.0	52.0	4.0	4.0	10.0

Results

Secondary Group Point Count	Secondary Group Max Longitudinal	Secondary Group Max Transverse	Hmax [dB(A/m)]
562	26	26	-31.56



T-Coil Coupling Mode Test Report

Results

Primary Group Contiguous Point Count	Secondary Group Point Count	Secondary Group Max Longitudinal	Secondary Group Max Transverse
247	491	21	26



T-Coil Signal Test Report

Measurement performed on January 16, 2025 at 15:41

Device Under Test

Manufacturer	Model	Dimensions [mm]	Speaker Position [mm]
		146.2 x 71.8 x 7.5	144.3

Hardware Setup

Probe Name	Probe Calibration Date	DAE Name	DAE Calibration Date
AM1DV3 - 3115	August 15, 2024	DAE4 Sn1374	October 30,2024

Communication Systems

Band Name	Communication Systems Name	Channel	Frequency [MHz]
Band 2, E-UTRA/FDD	LTE-FDD (SC-FDMA, 1 RB, 20 MHz, QPSK)	18900	1880.0

Grid Settings

Extent X [mm]	Extent Y [mm]	Step X [mm]	Step Y [mm]	Distance [mm]
52.0	52.0	4.0	4.0	10.0

Results

Audio File	Measurement Duration [s]	Margin Upper Bound [dB]	Margin Lower Bound [dB]
48k_voice_300-3000_2s.wav	2.0	2.0	2.0



T-Coil Signal Test Report

Measurement performed on January 16, 2025 at 15:41

Device Under Test

Manufacturer	Model	Dimensions [mm]	Speaker Position [mm]
		146.2 x 71.8 x 7.5	144.3

Hardware Setup

Probe Name	Probe Calibration Date	DAE Name	DAE Calibration Date
AM1DV3 - 3115	August 15, 2024	DAE4 Sn1374	October 30,2024

Communication Systems

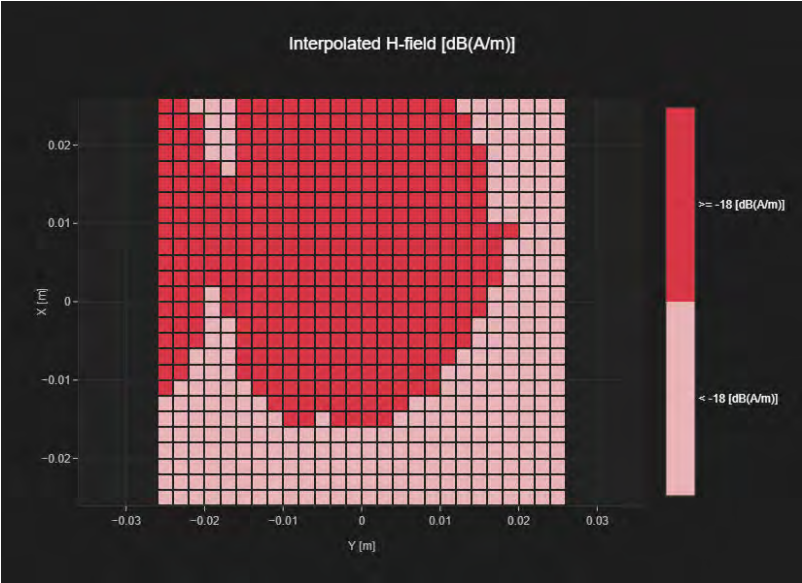
Band Name	Communication Systems Name	Channel	Frequency [MHz]
Band 2, E-UTRA/FDD	LTE-FDD (SC-FDMA, 1 RB, 20 MHz, QPSK)	18900	1880.0

Grid Settings

Extent X [mm]	Extent Y [mm]	Step X [mm]	Step Y [mm]	Distance [mm]
52.0	52.0	4.0	4.0	10.0

Results

Audio File	Measurement Duration [s]	Gain [dB]	Hmax [dB(A/m)]
48k_voice_1kHz_1s.wav	2.0	-8.17	2.65



T-Coil Noise Test Report

Measurement performed on January 16, 2025 at 15:52

Device Under Test

Manufacturer	Model	Dimensions [mm]	Speaker Position [mm]
		146.2 x 71.8 x 7.5	144.3

Hardware Setup

Probe Name	Probe Calibration Date	DAE Name	DAE Calibration Date
AM1DV3 - 3115	August 15, 2024	DAE4 Sn1374	October 30,2024

Communication Systems

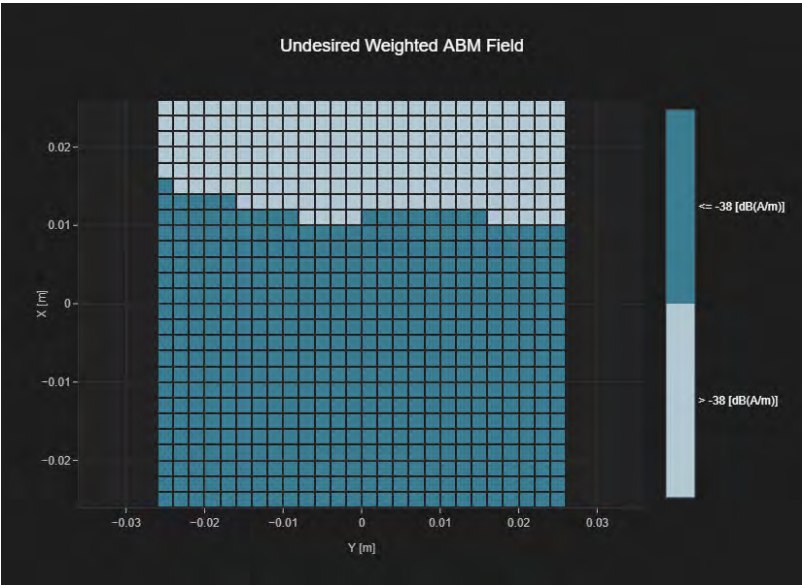
Band Name	Communication Systems Name	Channel	Frequency [MHz]
Band 2, E-UTRA/FDD	LTE-FDD (SC-FDMA, 1 RB, 20 MHz, QPSK)	18900	1880.0

Grid Settings

Extent X [mm]	Extent Y [mm]	Step X [mm]	Step Y [mm]	Distance [mm]
52.0	52.0	4.0	4.0	10.0

Results

Secondary Group Point Count	Secondary Group Max Longitudinal	Secondary Group Max Transverse	Hmax [dB(A/m)]
491	21	26	-30.92



T-Coil Coupling Mode Test Report

Results

Primary Group Contiguous Point Count	Secondary Group Point Count	Secondary Group Max Longitudinal	Secondary Group Max Transverse
252	553	26	26



T-Coil Signal Test Report

Measurement performed on January 17, 2025 at 18:17

Device Under Test

Manufacturer	Model	Dimensions [mm]	Speaker Position [mm]
		146.2 x 71.8 x 7.5	144.3

Hardware Setup

Probe Name	Probe Calibration Date	DAE Name	DAE Calibration Date
AM1DV3 - 3115	August 15, 2024	DAE4 Sn1374	October 30,2024

Communication Systems

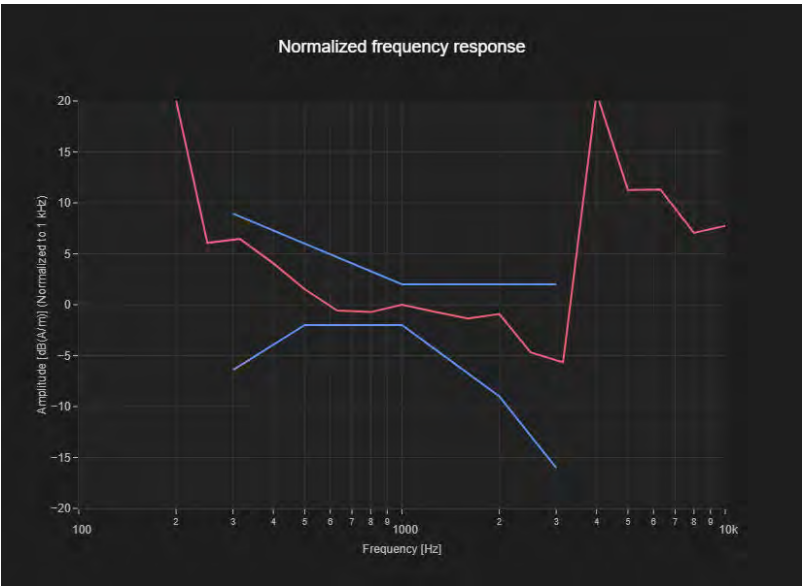
Band Name	Communication Systems Name	Channel	Frequency [MHz]
Band 4, E-UTRA/FDD	LTE-FDD (SC-FDMA, 1 RB, 20 MHz, QPSK)	20175	1732.5

Grid Settings

Extent X [mm]	Extent Y [mm]	Step X [mm]	Step Y [mm]	Distance [mm]
52.0	52.0	4.0	4.0	10.0

Results

Audio File	Measurement Duration [s]	Margin Upper Bound [dB]	Margin Lower Bound [dB]
48k_voice_300-3000_2s.wav	2.0	2.0	1.28



T-Coil Signal Test Report

Measurement performed on January 17, 2025 at 18:17

Device Under Test

Manufacturer	Model	Dimensions [mm]	Speaker Position [mm]
		146.2 x 71.8 x 7.5	144.3

Hardware Setup

Probe Name	Probe Calibration Date	DAE Name	DAE Calibration Date
AM1DV3 - 3115	August 15, 2024	DAE4 Sn1374	October 30,2024

Communication Systems

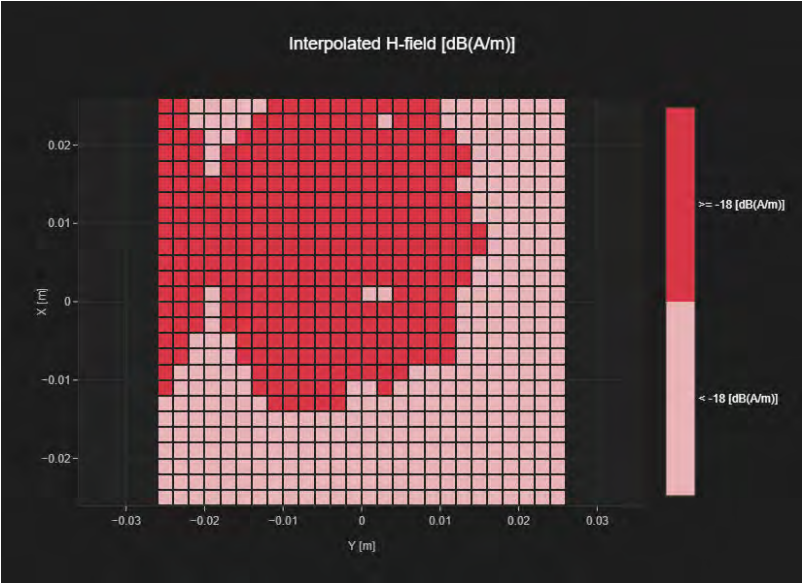
Band Name	Communication Systems Name	Channel	Frequency [MHz]
Band 4, E-UTRA/FDD	LTE-FDD (SC-FDMA, 1 RB, 20 MHz, QPSK)	20175	1732.5

Grid Settings

Extent X [mm]	Extent Y [mm]	Step X [mm]	Step Y [mm]	Distance [mm]
52.0	52.0	4.0	4.0	10.0

Results

Audio File	Measurement Duration [s]	Gain [dB]	Hmax [dB(A/m)]
48k_voice_1kHz_1s.wav	2.0	-8.17	0.56



T-Coil Noise Test Report

Measurement performed on January 17, 2025 at 18:27

Device Under Test

Manufacturer	Model	Dimensions [mm]	Speaker Position [mm]
		146.2 x 71.8 x 7.5	144.3

Hardware Setup

Probe Name	Probe Calibration Date	DAE Name	DAE Calibration Date
AM1DV3 - 3115	August 15, 2024	DAE4 Sn1374	October 30,2024

Communication Systems

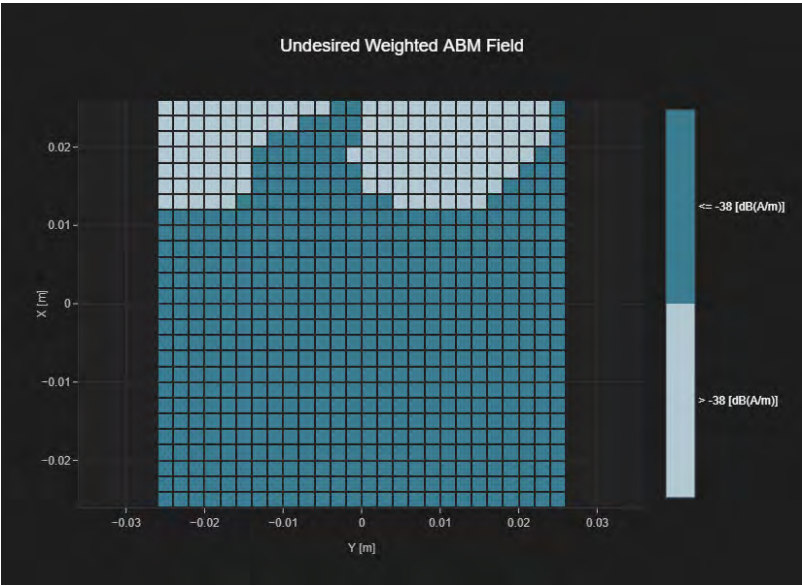
Band Name	Communication Systems Name	Channel	Frequency [MHz]
Band 4, E-UTRA/FDD	LTE-FDD (SC-FDMA, 1 RB, 20 MHz, QPSK)	20175	1732.5

Grid Settings

Extent X [mm]	Extent Y [mm]	Step X [mm]	Step Y [mm]	Distance [mm]
52.0	52.0	4.0	4.0	10.0

Results

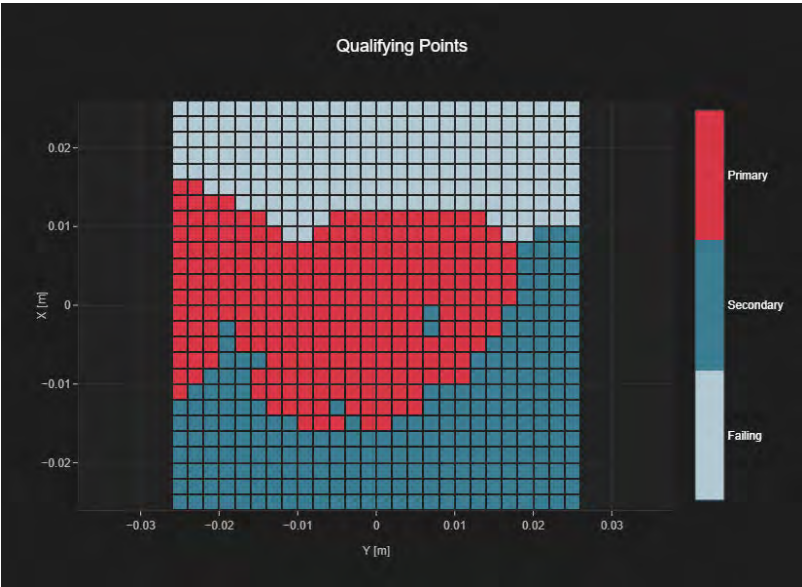
Secondary Group Point Count	Secondary Group Max Longitudinal	Secondary Group Max Transverse	Hmax [dB(A/m)]
553	26	26	-32.15



T-Coil Coupling Mode Test Report

Results

Primary Group Contiguous Point Count	Secondary Group Point Count	Secondary Group Max Longitudinal	Secondary Group Max Transverse
245	486	21	26



T-Coil Signal Test Report

Measurement performed on January 17, 2025 at 19:16

Device Under Test

Manufacturer	Model	Dimensions [mm]	Speaker Position [mm]
		146.2 x 71.8 x 7.5	144.3

Hardware Setup

Probe Name	Probe Calibration Date	DAE Name	DAE Calibration Date
AM1DV3 - 3115	August 15, 2024	DAE4 Sn1374	October 30,2024

Communication Systems

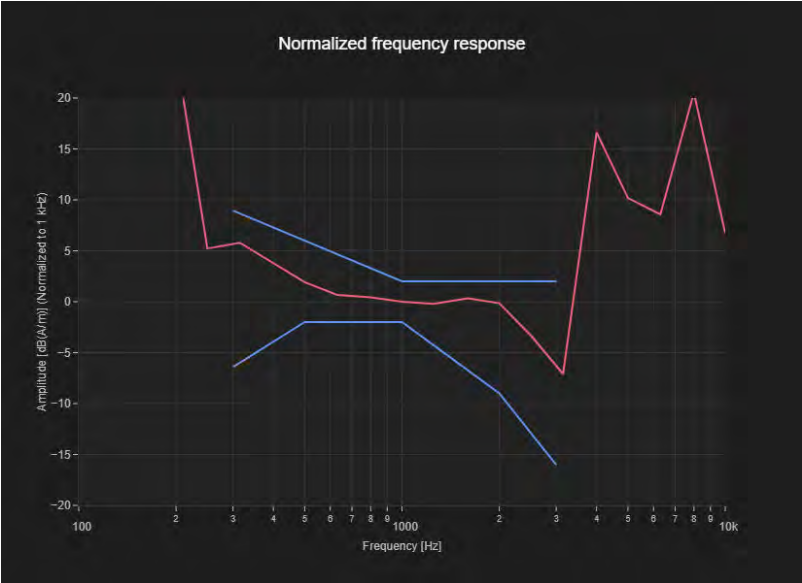
Band Name	Communication Systems Name	Channel	Frequency [MHz]
Band 5, E-UTRA/FDD	LTE-FDD (SC-FDMA, 1 RB, 10 MHz, QPSK)	20525	836.5

Grid Settings

Extent X [mm]	Extent Y [mm]	Step X [mm]	Step Y [mm]	Distance [mm]
52.0	52.0	4.0	4.0	10.0

Results

Audio File	Measurement Duration [s]	Margin Upper Bound [dB]	Margin Lower Bound [dB]
48k_voice_300-3000_2s.wav	2.0	1.66	2.0



T-Coil Signal Test Report

Measurement performed on January 17, 2025 at 19:16

Device Under Test

Manufacturer	Model	Dimensions [mm]	Speaker Position [mm]
		146.2 x 71.8 x 7.5	144.3

Hardware Setup

Probe Name	Probe Calibration Date	DAE Name	DAE Calibration Date
AM1DV3 - 3115	August 15, 2024	DAE4 Sn1374	October 30,2024

Communication Systems

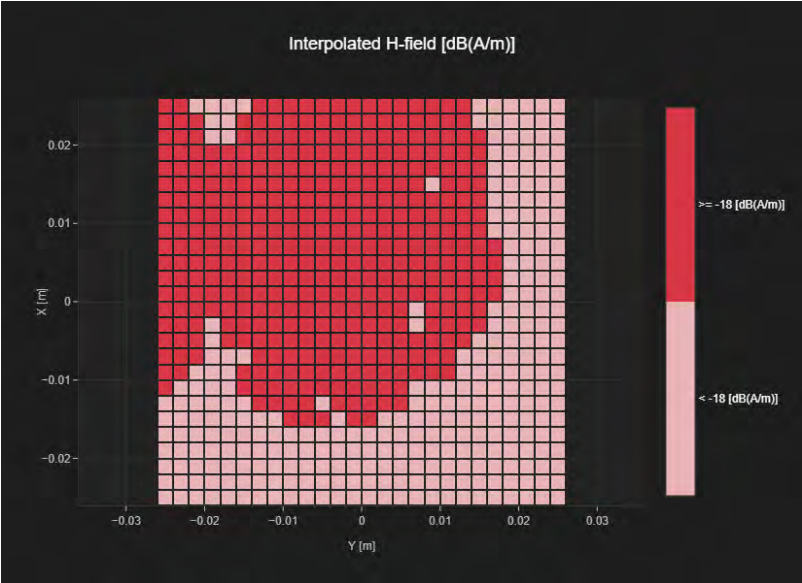
Band Name	Communication Systems Name	Channel	Frequency [MHz]
Band 5, E-UTRA/FDD	LTE-FDD (SC-FDMA, 1 RB, 10 MHz, QPSK)	20525	836.5

Grid Settings

Extent X [mm]	Extent Y [mm]	Step X [mm]	Step Y [mm]	Distance [mm]
52.0	52.0	4.0	4.0	10.0

Results

Audio File	Measurement Duration [s]	Gain [dB]	Hmax [dB(A/m)]
48k_voice_1kHz_1s.wav	2.0	-8.17	2.52



T-Coil Noise Test Report

Measurement performed on January 17, 2025 at 19:25

Device Under Test

Manufacturer	Model	Dimensions [mm]	Speaker Position [mm]
		146.2 x 71.8 x 7.5	144.3

Hardware Setup

Probe Name	Probe Calibration Date	DAE Name	DAE Calibration Date
AM1DV3 - 3115	August 15, 2024	DAE4 Sn1374	October 30,2024

Communication Systems

Band Name	Communication Systems Name	Channel	Frequency [MHz]
Band 5, E-UTRA/FDD	LTE-FDD (SC-FDMA, 1 RB, 10 MHz, QPSK)	20525	836.5

Grid Settings

Extent X [mm]	Extent Y [mm]	Step X [mm]	Step Y [mm]	Distance [mm]
52.0	52.0	4.0	4.0	10.0

Results

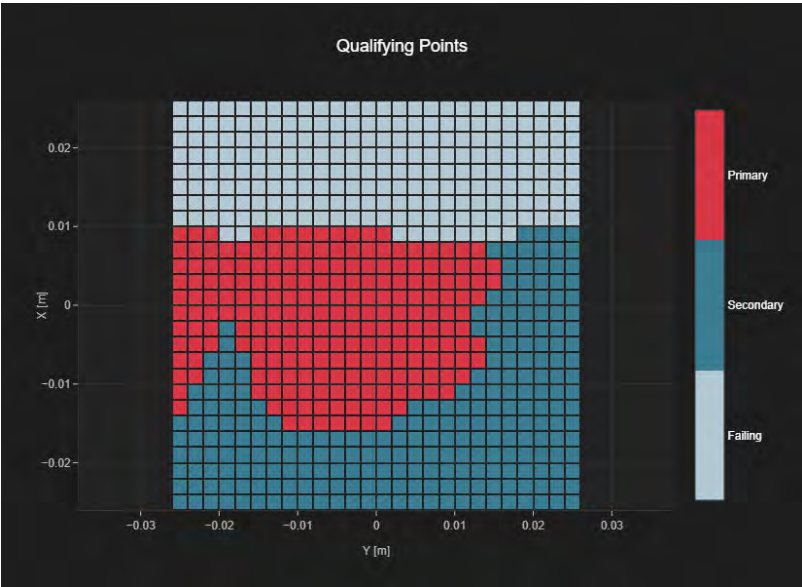
Secondary Group Point Count	Secondary Group Max Longitudinal	Secondary Group Max Transverse	Hmax [dB(A/m)]
486	21	26	-23.72



T-Coil Coupling Mode Test Report

Results

Primary Group Contiguous Point Count	Secondary Group Point Count	Secondary Group Max Longitudinal	Secondary Group Max Transverse
214	458	18	26



T-Coil Signal Test Report

Measurement performed on January 17, 2025 at 19:40

Device Under Test

Manufacturer	Model	Dimensions [mm]	Speaker Position [mm]
		146.2 x 71.8 x 7.5	144.3

Hardware Setup

Probe Name	Probe Calibration Date	DAE Name	DAE Calibration Date
AM1DV3 - 3115	August 15, 2024	DAE4 Sn1374	October 30,2024

Communication Systems

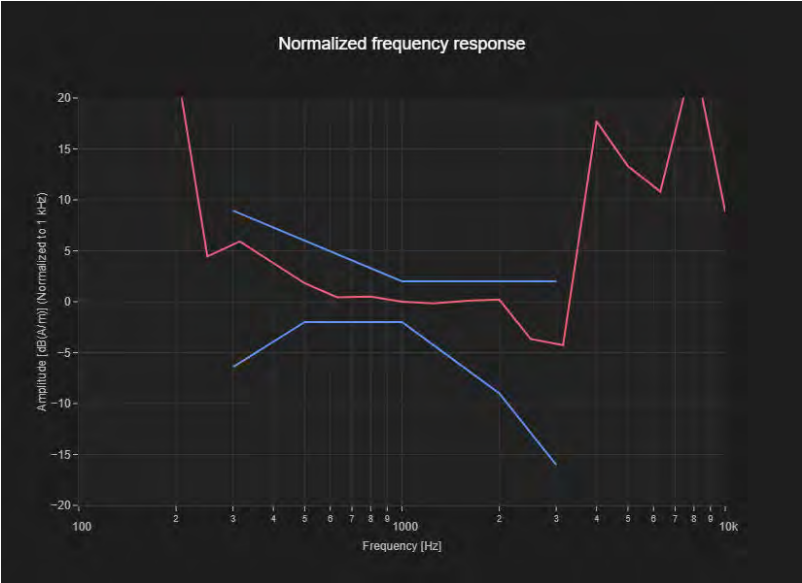
Band Name	Communication Systems Name	Channel	Frequency [MHz]
Band 7, E-UTRA/FDD	LTE-FDD (SC-FDMA, 1 RB, 20 MHz, QPSK)	21100	2535.0

Grid Settings

Extent X [mm]	Extent Y [mm]	Step X [mm]	Step Y [mm]	Distance [mm]
52.0	52.0	4.0	4.0	10.0

Results

Audio File	Measurement Duration [s]	Margin Upper Bound [dB]	Margin Lower Bound [dB]
48k_voice_300-3000_2s.wav	2.0	1.8	2.0



T-Coil Signal Test Report

Measurement performed on January 17, 2025 at 19:40

Device Under Test

Manufacturer	Model	Dimensions [mm]	Speaker Position [mm]
		146.2 x 71.8 x 7.5	144.3

Hardware Setup

Probe Name	Probe Calibration Date	DAE Name	DAE Calibration Date
AM1DV3 - 3115	August 15, 2024	DAE4 Sn1374	October 30,2024

Communication Systems

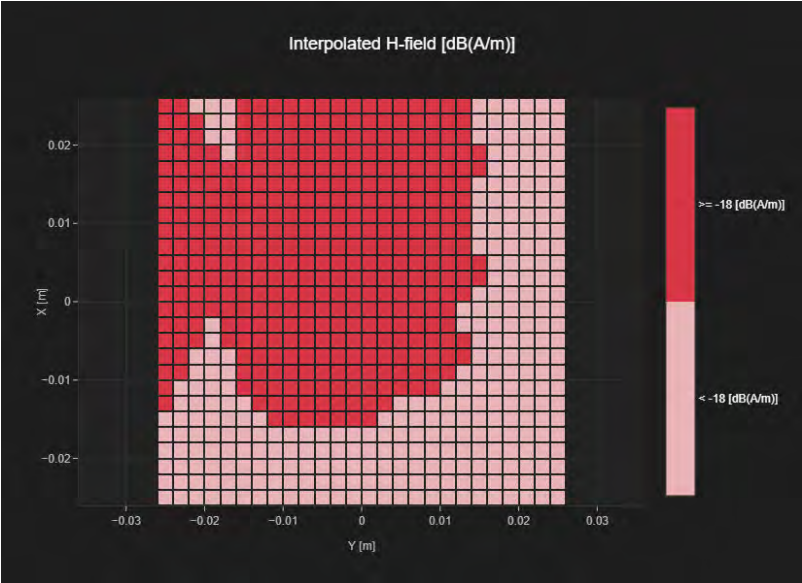
Band Name	Communication Systems Name	Channel	Frequency [MHz]
Band 7, E-UTRA/FDD	LTE-FDD (SC-FDMA, 1 RB, 20 MHz, QPSK)	21100	2535.0

Grid Settings

Extent X [mm]	Extent Y [mm]	Step X [mm]	Step Y [mm]	Distance [mm]
52.0	52.0	4.0	4.0	10.0

Results

Audio File	Measurement Duration [s]	Gain [dB]	Hmax [dB(A/m)]
48k_voice_1kHz_1s.wav	2.0	-8.17	2.59



T-Coil Noise Test Report

Measurement performed on January 17, 2025 at 19:50

Device Under Test

Manufacturer	Model	Dimensions [mm]	Speaker Position [mm]
		146.2 x 71.8 x 7.5	144.3

Hardware Setup

Probe Name	Probe Calibration Date	DAE Name	DAE Calibration Date
AM1DV3 - 3115	August 15, 2024	DAE4 Sn1374	October 30,2024

Communication Systems

Band Name	Communication Systems Name	Channel	Frequency [MHz]
Band 7, E-UTRA/FDD	LTE-FDD (SC-FDMA, 1 RB, 20 MHz, QPSK)	21100	2535.0

Grid Settings

Extent X [mm]	Extent Y [mm]	Step X [mm]	Step Y [mm]	Distance [mm]
52.0	52.0	4.0	4.0	10.0

Results

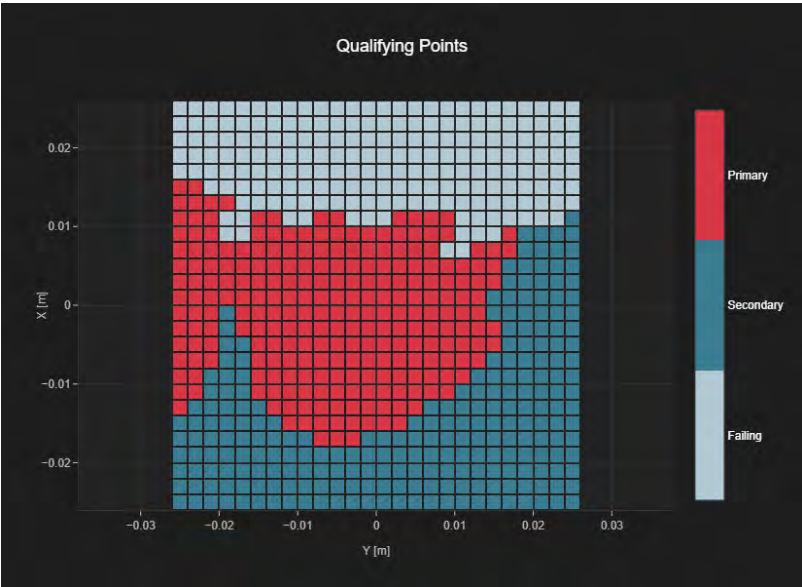
Secondary Group Point Count	Secondary Group Max Longitudinal	Secondary Group Max Transverse	Hmax [dB(A/m)]
458	18	26	-28.73



T-Coil Coupling Mode Test Report

Results

Primary Group Contiguous Point Count	Secondary Group Point Count	Secondary Group Max Longitudinal	Secondary Group Max Transverse
245	479	21	26



T-Coil Signal Test Report

Measurement performed on January 17, 2025 at 20:29

Device Under Test

Manufacturer	Model	Dimensions [mm]	Speaker Position [mm]
		146.2 x 71.8 x 7.5	144.3

Hardware Setup

Probe Name	Probe Calibration Date	DAE Name	DAE Calibration Date
AM1DV3 - 3115	August 15, 2024	DAE4 Sn1374	October 30,2024

Communication Systems

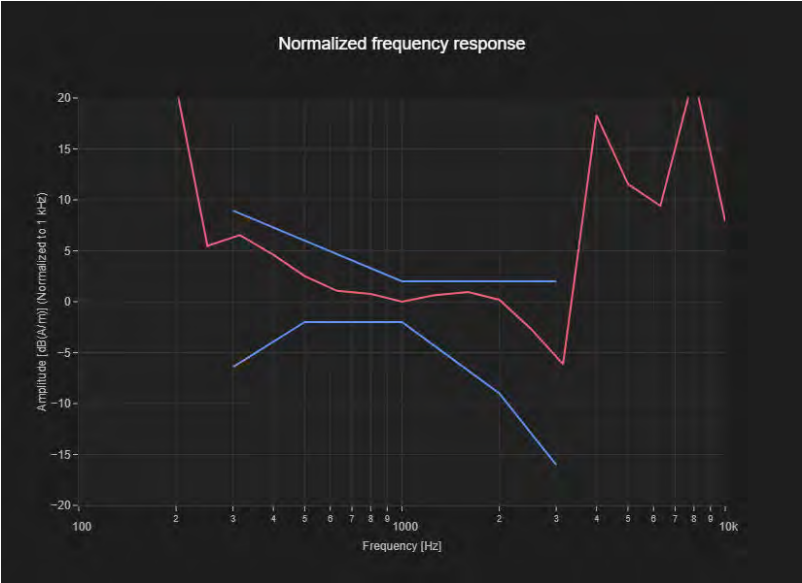
Band Name	Communication Systems Name	Channel	Frequency [MHz]
Band 12, E-UTRA/FDD	LTE-FDD (SC-FDMA, 1 RB, 10 MHz, QPSK)	23095	707.5

Grid Settings

Extent X [mm]	Extent Y [mm]	Step X [mm]	Step Y [mm]	Distance [mm]
52.0	52.0	4.0	4.0	10.0

Results

Audio File	Measurement Duration [s]	Margin Upper Bound [dB]	Margin Lower Bound [dB]
48k_voice_300-3000_2s.wav	2.0	1.05	2.0



T-Coil Signal Test Report

Measurement performed on January 17, 2025 at 20:29

Device Under Test

Manufacturer	Model	Dimensions [mm]	Speaker Position [mm]
		146.2 x 71.8 x 7.5	144.3

Hardware Setup

Probe Name	Probe Calibration Date	DAE Name	DAE Calibration Date
AM1DV3 - 3115	August 15, 2024	DAE4 Sn1374	October 30,2024

Communication Systems

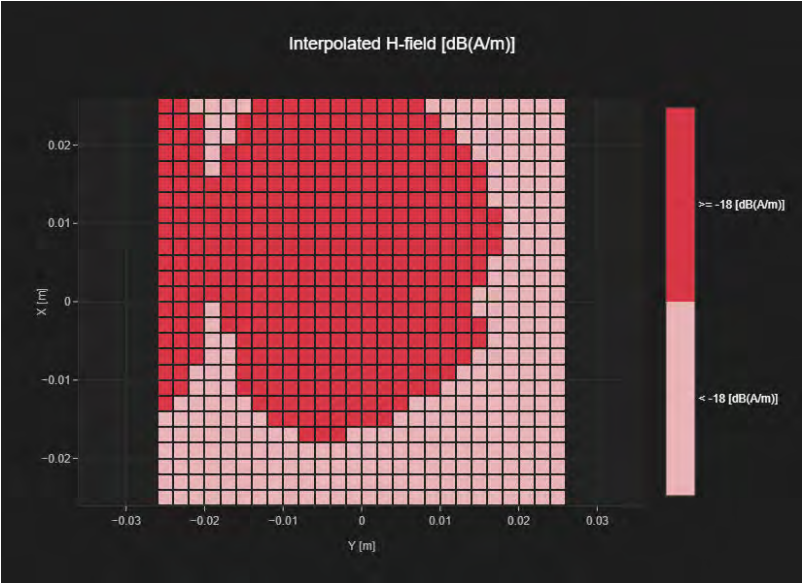
Band Name	Communication Systems Name	Channel	Frequency [MHz]
Band 12, E-UTRA/FDD	LTE-FDD (SC-FDMA, 1 RB, 10 MHz, QPSK)	23095	707.5

Grid Settings

Extent X [mm]	Extent Y [mm]	Step X [mm]	Step Y [mm]	Distance [mm]
52.0	52.0	4.0	4.0	10.0

Results

Audio File	Measurement Duration [s]	Gain [dB]	Hmax [dB(A/m)]
48k_voice_1kHz_1s.wav	2.0	-8.17	2.28



T-Coil Noise Test Report

Measurement performed on January 17, 2025 at 20:39

Device Under Test

Manufacturer	Model	Dimensions [mm]	Speaker Position [mm]
		146.2 x 71.8 x 7.5	144.3

Hardware Setup

Probe Name	Probe Calibration Date	DAE Name	DAE Calibration Date
AM1DV3 - 3115	August 15, 2024	DAE4 Sn1374	October 30,2024

Communication Systems

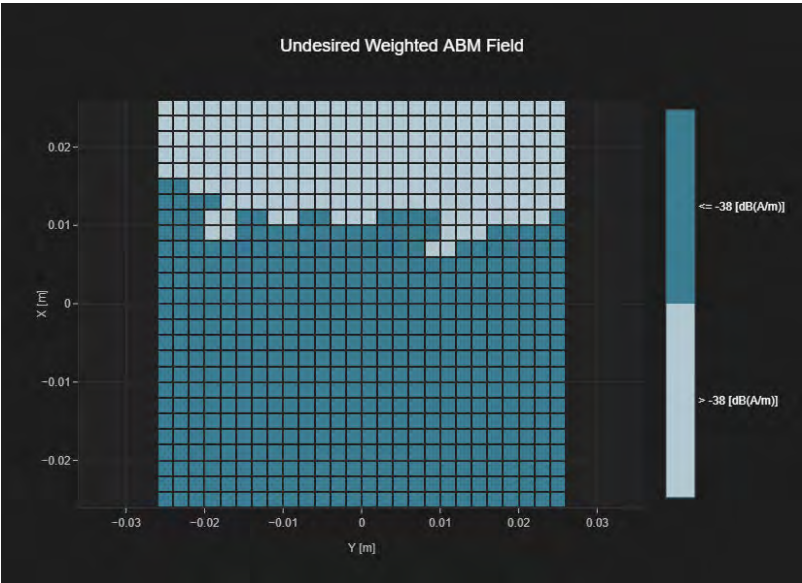
Band Name	Communication Systems Name	Channel	Frequency [MHz]
Band 12, E-UTRA/FDD	LTE-FDD (SC-FDMA, 1 RB, 10 MHz, QPSK)	23095	707.5

Grid Settings

Extent X [mm]	Extent Y [mm]	Step X [mm]	Step Y [mm]	Distance [mm]
52.0	52.0	4.0	4.0	10.0

Results

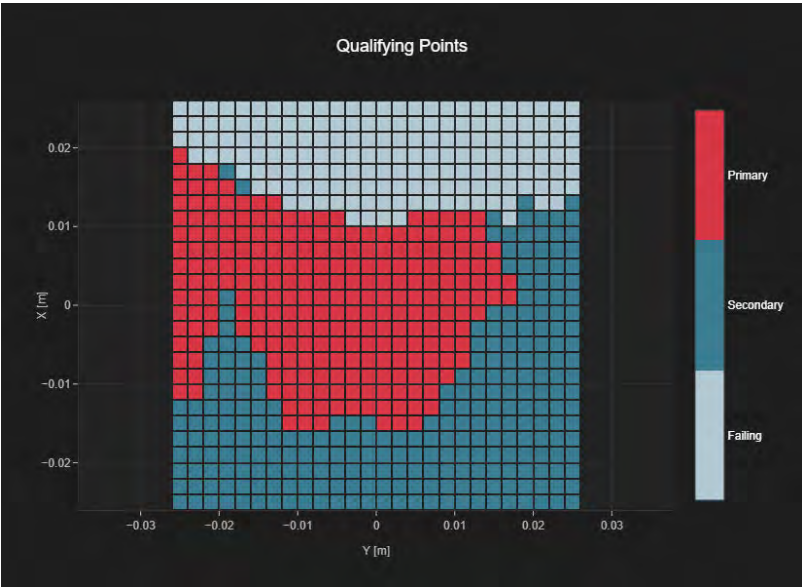
Secondary Group Point Count	Secondary Group Max Longitudinal	Secondary Group Max Transverse	Hmax [dB(A/m)]
479	21	26	-29.1



T-Coil Coupling Mode Test Report

Results

Primary Group Contiguous Point Count	Secondary Group Point Count	Secondary Group Max Longitudinal	Secondary Group Max Transverse
247	508	23	26



T-Coil Signal Test Report

Measurement performed on January 18, 2025 at 11:54

Device Under Test

Manufacturer	Model	Dimensions [mm]	Speaker Position [mm]
		146.2 x 71.8 x 7.5	144.3

Hardware Setup

Probe Name	Probe Calibration Date	DAE Name	DAE Calibration Date
AM1DV3 - 3115	August 15, 2024	DAE4 Sn1374	October 30,2024

Communication Systems

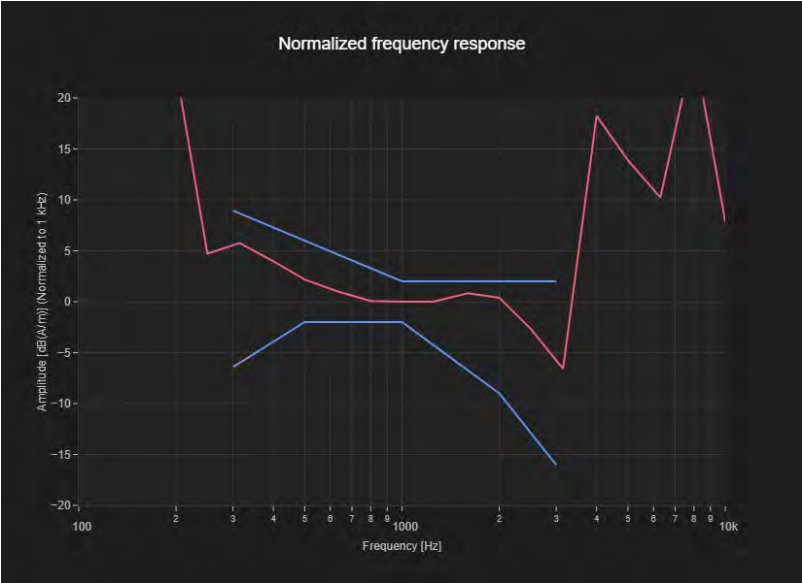
Band Name	Communication Systems Name	Channel	Frequency [MHz]
Band 13, E-UTRA/FDD	LTE-FDD (SC-FDMA, 50% RB, 10 MHz, QPSK)	23230	782.0

Grid Settings

Extent X [mm]	Extent Y [mm]	Step X [mm]	Step Y [mm]	Distance [mm]
52.0	52.0	4.0	4.0	10.0

Results

Audio File	Measurement Duration [s]	Margin Upper Bound [dB]	Margin Lower Bound [dB]
48k_voice_300-3000_2s.wav	2.0	1.18	2.0



T-Coil Signal Test Report

Measurement performed on January 18, 2025 at 11:54

Device Under Test

Manufacturer	Model	Dimensions [mm]	Speaker Position [mm]
		146.2 x 71.8 x 7.5	144.3

Hardware Setup

Probe Name	Probe Calibration Date	DAE Name	DAE Calibration Date
AM1DV3 - 3115	August 15, 2024	DAE4 Sn1374	October 30,2024

Communication Systems

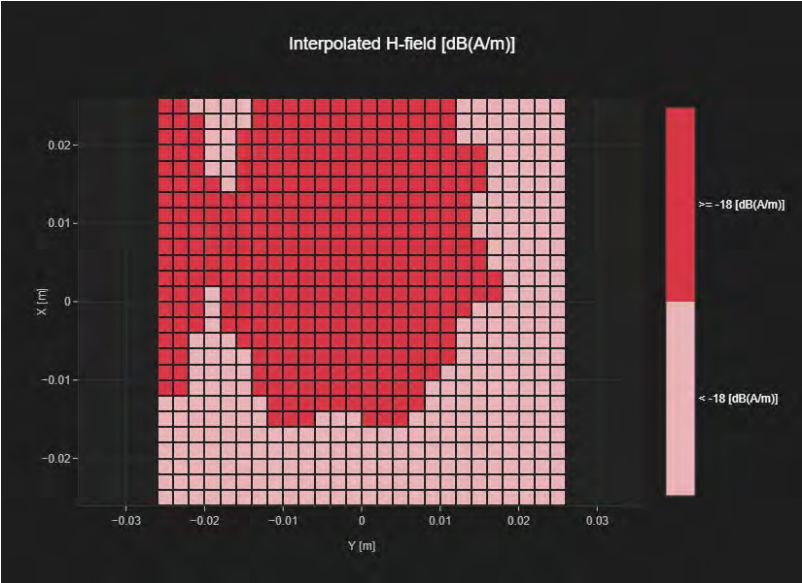
Band Name	Communication Systems Name	Channel	Frequency [MHz]
Band 13, E-UTRA/FDD	LTE-FDD (SC-FDMA, 50% RB, 10 MHz, QPSK)	23230	782.0

Grid Settings

Extent X [mm]	Extent Y [mm]	Step X [mm]	Step Y [mm]	Distance [mm]
52.0	52.0	4.0	4.0	10.0

Results

Audio File	Measurement Duration [s]	Gain [dB]	Hmax [dB(A/m)]
48k_voice_1kHz_1s.wav	2.0	-8.17	2.11



T-Coil Noise Test Report

Measurement performed on January 18, 2025 at 12:05

Device Under Test

Manufacturer	Model	Dimensions [mm]	Speaker Position [mm]
		146.2 x 71.8 x 7.5	144.3

Hardware Setup

Probe Name	Probe Calibration Date	DAE Name	DAE Calibration Date
AM1DV3 - 3115	August 15, 2024	DAE4 Sn1374	October 30,2024

Communication Systems

Band Name	Communication Systems Name	Channel	Frequency [MHz]
Band 13, E-UTRA/FDD	LTE-FDD (SC-FDMA, 50% RB, 10 MHz, QPSK)	23230	782.0

Grid Settings

Extent X [mm]	Extent Y [mm]	Step X [mm]	Step Y [mm]	Distance [mm]
52.0	52.0	4.0	4.0	10.0

Results

Secondary Group Point Count	Secondary Group Max Longitudinal	Secondary Group Max Transverse	Hmax [dB(A/m)]
508	23	26	-31.38



T-Coil Coupling Mode Test Report

Results

Primary Group Contiguous Point Count	Secondary Group Point Count	Secondary Group Max Longitudinal	Secondary Group Max Transverse
362	673	26	26



T-Coil Signal Test Report

Measurement performed on January 18, 2025 at 12:56

Device Under Test

Manufacturer	Model	Dimensions [mm]	Speaker Position [mm]
		146.2 x 71.8 x 7.5	144.3

Hardware Setup

Probe Name	Probe Calibration Date	DAE Name	DAE Calibration Date
AM1DV3 - 3115	August 15, 2024	DAE4 Sn1374	October 30,2024

Communication Systems

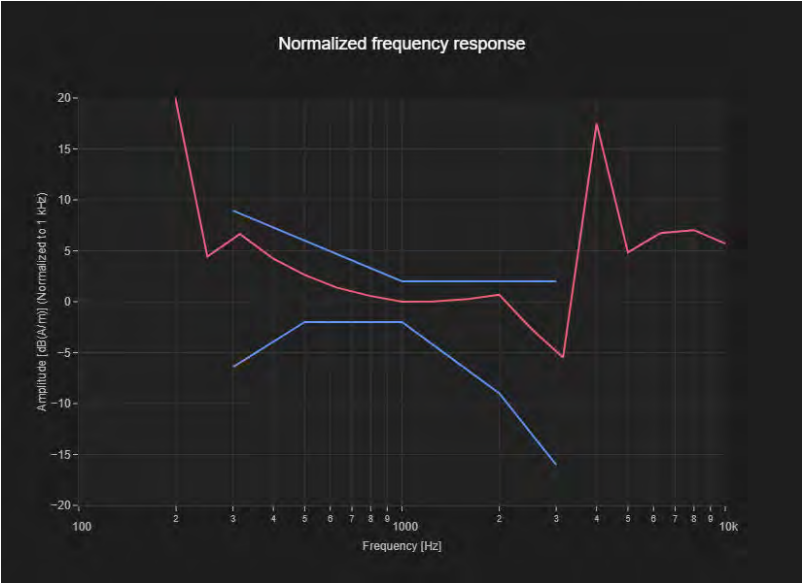
Band Name	Communication Systems Name	Channel	Frequency [MHz]
Band 14, E-UTRA/FDD	LTE-FDD (SC-FDMA, 1 RB, 10 MHz, QPSK)	23330	793.0

Grid Settings

Extent X [mm]	Extent Y [mm]	Step X [mm]	Step Y [mm]	Distance [mm]
52.0	52.0	4.0	4.0	10.0

Results

Audio File	Measurement Duration [s]	Margin Upper Bound [dB]	Margin Lower Bound [dB]
48k_voice_300-3000_2s.wav	2.0	1.32	2.0



T-Coil Signal Test Report

Measurement performed on January 18, 2025 at 12:56

Device Under Test

Manufacturer	Model	Dimensions [mm]	Speaker Position [mm]
		146.2 x 71.8 x 7.5	144.3

Hardware Setup

Probe Name	Probe Calibration Date	DAE Name	DAE Calibration Date
AM1DV3 - 3115	August 15, 2024	DAE4 Sn1374	October 30,2024

Communication Systems

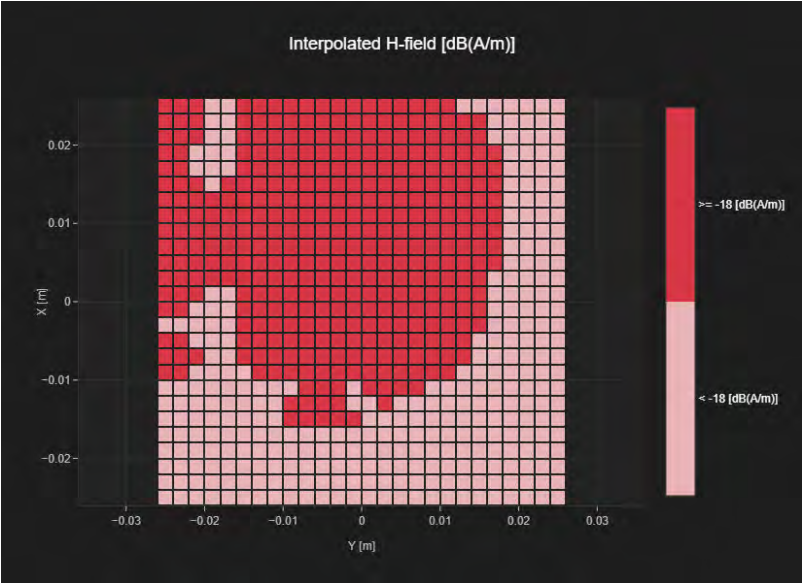
Band Name	Communication Systems Name	Channel	Frequency [MHz]
Band 14, E-UTRA/FDD	LTE-FDD (SC-FDMA, 1 RB, 10 MHz, QPSK)	23330	793.0

Grid Settings

Extent X [mm]	Extent Y [mm]	Step X [mm]	Step Y [mm]	Distance [mm]
52.0	52.0	4.0	4.0	10.0

Results

Audio File	Measurement Duration [s]	Gain [dB]	Hmax [dB(A/m)]
48k_voice_1kHz_1s.wav	2.0	-8.17	3.0



T-Coil Noise Test Report

Measurement performed on January 18, 2025 at 13:06

Device Under Test

Manufacturer	Model	Dimensions [mm]	Speaker Position [mm]
		146.2 x 71.8 x 7.5	144.3

Hardware Setup

Probe Name	Probe Calibration Date	DAE Name	DAE Calibration Date
AM1DV3 - 3115	August 15, 2024	DAE4 Sn1374	October 30,2024

Communication Systems

Band Name	Communication Systems Name	Channel	Frequency [MHz]
Band 14, E-UTRA/FDD	LTE-FDD (SC-FDMA, 1 RB, 10 MHz, QPSK)	23330	793.0

Grid Settings

Extent X [mm]	Extent Y [mm]	Step X [mm]	Step Y [mm]	Distance [mm]
52.0	52.0	4.0	4.0	10.0

Results

Secondary Group Point Count	Secondary Group Max Longitudinal	Secondary Group Max Transverse	Hmax [dB(A/m)]
673	26	26	-36.43

