



LTE TEST REPORT

No.24T04Z102499-003

for

TCL Communication Ltd.

GSM/UMTS/LTE/NR Mobile phone

Model Name: T704SP

FCC ID: 2ACCJH184

with

Hardware Version: 09

Software Version: 6CS9

Issued Date: 2024-12-05

Note:

The test results in this test report relate only to the devices specified in this report. This report shall not be reproduced except in full without the written approval of CTTL.

Test Laboratory:

CTTL-Telecommunication Technology Labs, CAICT

No. 52, Huayuan North Road, Haidian District, Beijing, P. R. China 100191.

Tel:+86(0)10-62304633-2512, Fax:+86(0)10-62304633-2504

Email: cttl_terminals@caict.ac.cn, website: www.caict.ac.cn



REPORT HISTORY

Report Number	Revision	Description	Issue Date
24T04Z102499-003	Rev.0	1 st edition	2024-12-05

Note: the latest revision of the test report supersedes all previous version.

CONTENTS

1.	TEST LABORATORY	4
1.1.	INTRODUCTION & ACCREDITATION.....	4
1.2.	TESTING LOCATION	4
1.3.	TESTING ENVIRONMENT	4
1.4.	PROJECT DATA	4
1.5.	SIGNATURE	4
2.	CLIENT INFORMATION.....	5
2.1.	APPLICANT INFORMATION.....	5
2.2.	MANUFACTURER INFORMATION.....	5
3.	EQUIPMENT UNDER TEST (EUT) AND ANCILLARY EQUIPMENT (AE)	6
3.1.	ABOUT EUT	6
3.2.	INTERNAL IDENTIFICATION OF EUT USED DURING THE TEST	6
3.3.	INTERNAL IDENTIFICATION OF AE USED DURING THE TEST	6
4.	REFERENCE DOCUMENTS.....	7
4.1.	DOCUMENTS SUPPLIED BY APPLICANT	7
4.2.	REFERENCE DOCUMENTS FOR TESTING.....	7
5.	SUMMARY OF TEST RESULT.....	8
6.	TEST EQUIPMENT UTILIZED	9
	ANNEX A: MEASUREMENT RESULTS.....	10
	A.1 END USER DEVICE ADDITIONAL REQUIREMENT (CBSD PROTOCOL)	10
	ANNEX B: ACCREDITATION CERTIFICATE.....	16

1. Test Laboratory

1.1. Introduction & Accreditation

Telecommunication Technology Labs, CAICT is an ISO/IEC 17025:2017 accredited test laboratory under American Association for Laboratory Accreditation (A2LA) with lab code 7049.01, and is also an FCC accredited test laboratory (CN1349), and ISED accredited test laboratory (CAB identifier:CN0066). The detail accreditation scope can be found on A2LA website.

1.2. Testing Location

Location 1: CTTL (huayuan North Road)

Address: No. 52, Huayuan North Road, Haidian District, Beijing,
P. R. China 100191

1.3. Testing Environment

Normal Temperature: 15-35°C
Relative Humidity: 20-75%

1.4. Project Data

Testing Start Date: 2024-10-29
Testing End Date: 2024-11-27

1.5. Signature



Wang Xing

(Prepared this test report)



Zhou Yu

(Reviewed this test report)



Zhao Hui Lin

(Approved this test report)

2. Client Information

2.1. Applicant Information

Company Name: TCL Communication Ltd.
Address /Post: 5/F, Building 22E, 22 Science Park East Avenue, Hong Kong Science
Park, Shatin, NT, Hong Kong
Contact: Ting Wang
Email: ting.wang.hz@tcl.com
Telephone: +86 752 2639091

2.2. Manufacturer Information

Company Name: TCL Communication Ltd.
Address /Post: 5/F, Building 22E, 22 Science Park East Avenue, Hong Kong Science
Park, Shatin, NT, Hong Kong
Contact: Ting Wang
Email: ting.wang.hz@tcl.com
Telephone: +86 752 2639091

3. Equipment Under Test (EUT) and Ancillary Equipment (AE)

3.1. About EUT

Description	GSM/UMTS/LTE/NR Mobile phone
Model Name	T704SP
FCC ID	2ACCJH184
Antenna	Embedded
Extreme Voltage	3.6VDC to 4.4VDC (nominal: 3.85VDC)
Extreme Temperature	-10°C to +55°C

Note: Components list, please refer to documents of the manufacturer; it is also included in the original test record of CTTL.

3.2. Internal Identification of EUT used during the test

EUT ID*	IMEI	HW Version	SW Version	Date of receipt
UT33a	016617000011349/ 016617000011341	09	6CS9	2024-10-29

*EUT ID: is used to identify the test sample in the lab internally.

3.3. Internal Identification of AE used during the test

AE ID*	Description
AE1	Battery
AE2	Battery
AE1	
Model	TLp049F7
Manufacturer	VEKEN
Capacitance	4900 mAh
AE2	
Model	TLp049N9
Manufacturer	FENGHUA
Capacitance	4900 mAh

*AE ID: is used to identify the test sample in the lab internally.

4. Reference Documents

4.1. Documents supplied by applicant

EUT parameters are supplied by the customer, which are the bases of testing. CAICT is not responsible for the accuracy of customer supplied technical information that may affect the test results (for example, antenna gain and loss of customer supplied cable).

4.2. Reference Documents for testing

The following documents listed in this section are referred for testing.

Reference	Title	Version
FCC Part 96	CITIZENS BROADBAND RADIO SERVICE	10-1-23 Edition
KDB 940660 D01	CERTIFICATION AND TEST PROCEDURES FOR CITIZENS BROADBAND RADIO SERVICE DEVICES AUTHORIZED UNDER PART 96	v03
WINNF-TS-0122	Test and Certification for Citizens Broadband Radio Service (CBRS); Conformance and Performance Test Technical Specification; CBSD/DP as Unit Under Test (UUT)	v1.0.2

5. Summary of Test Result

LTE Band 48

Items	Test Name	Clause in FCC rules	Verdict
1	End User Device Additional Requirements (CBSD Protocol)	96.47	P

NR n48

Items	Test Name	Clause in FCC rules	Verdict
1	End User Device Additional Requirements (CBSD Protocol)	96.47	BR

Terms used in Verdict column

P	Pass. The EUT complies with the essential requirements in the standard.
NP	Not Performed. The test was not performed by CTTL.
NA	Not Applicable. The test was not applicable.
BR	Re-use test data from basic model report.
F	Fail. The EUT does not comply with the essential requirements in the standard.

All the test results are based on normal power.

Measurement uncertainty is not taken into account when stating conformity with a specified requirement.

Band 48 and n48 are tested by power class 3.

The Equipment Under Test (EUT) model T704SP (FCC ID: 2ACCJH184) is a variant product of T702Z (FCC ID: 2ACCJH184), according to the declaration of changes provided by the applicant and FCC KDB publication 178919 D01, Band 48 is tested, other test results are derived from test report No. 24T04Z102259-014.

For detail differences between two models please refer the Declaration of Changes document.

6. Test Equipment Utilized

Description	Type	Series Number	Manufacture	Cal Due Date	Calibration Interval
Signal&Spectrum Analyzer	FSW	104038	R&S	2025-07-02	1 year

Annex A: Measurement Results

A.1 End User Device Additional Requirement (CBSD Protocol)

A.1.1 Measurement Limit

End user device additional requirements (CBSD Protocol) are tested per the test procedures listed below. During testing, the EUT is connected to a certified CBSD (Baicells pBS2120 FCC ID: 2AG32PBS212096) as a companion device to show compliance with Part 96.47.

End User Devices may operate only if they can positively receive and decode an authorization signal transmitted by a CBSD, including the frequencies and power limits for their operation.

An End User Device must discontinue operations, change frequencies, or change its operational power level within 10 seconds of receiving instructions from its associated CBSD.

A.1.2 Measurement Method

Measurement Method of Band 48

The EUT was connected via an RF cable to a certified CBSD and spectrum analyzer.

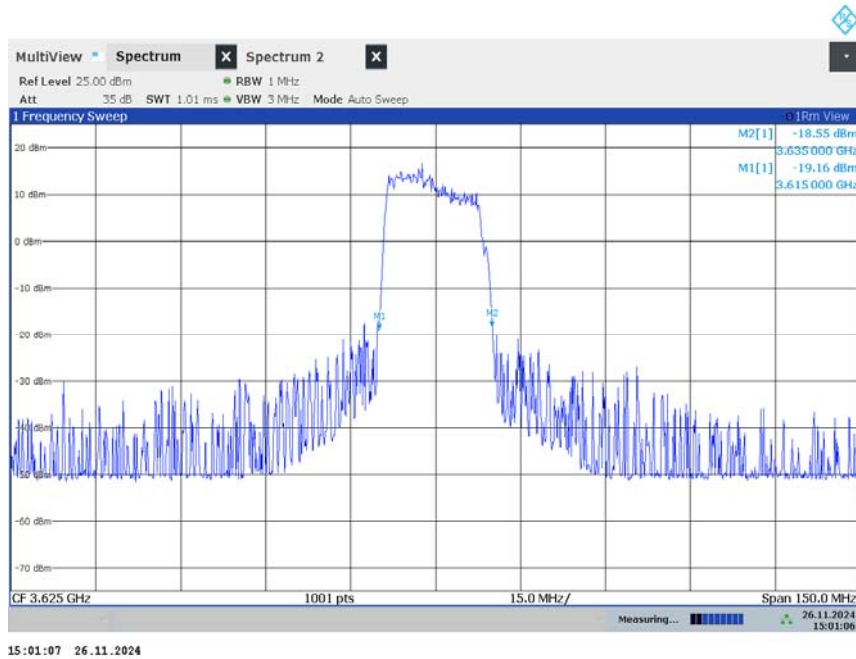
1. Run#1:

- a. Setup frequency with 3615MHz – 3635MHz.
- b. Check EUT Tx frequency.
- c. Disable AP service and check EUT stop transmission within 10s.

2. Run#2:

- a. Setup frequency with 3660MHz – 3680MHz.
- b. Check EUT Tx frequency.
- c. Disable AP service and check EUT stop transmission within 10s.

RUN#1:



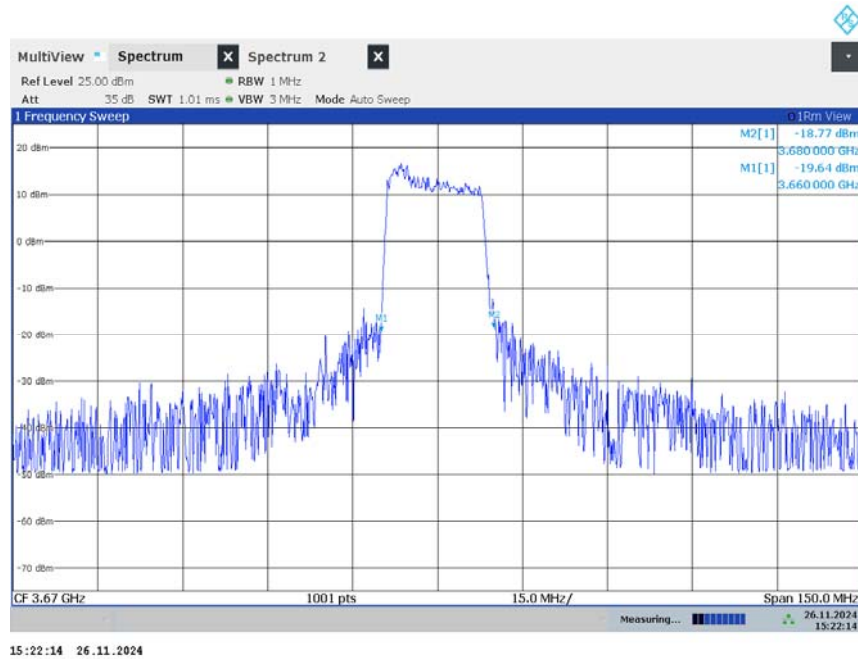
Note:

Marker 1: CBSD sends instructions to discontinue LTE operations.

Marker 2: EUT discontinues operation.

Marker 3: 10 seconds elapsed time from CBSD sending instructions to EUT.

RUN#2:



Note:

Marker 1: CBSD sends instructions to discontinue LTE operations.

Marker 2: EUT discontinues operation.

Marker 3: 10 seconds elapsed time from CBSD sending instructions to EUT

Measurement Method of NR n48

The EUT was connected via an RF cable to a certified CBSD and spectrum analyzer. End user device additional requirements (CBSD Protocol) are tested per the test procedures listed below. During testing, the EUT is connected to a certified CBSD (Baicells BSC7048A243 FCC ID: 2AG32 BSC7048A243) as a companion device to show compliance with Part 96.47.

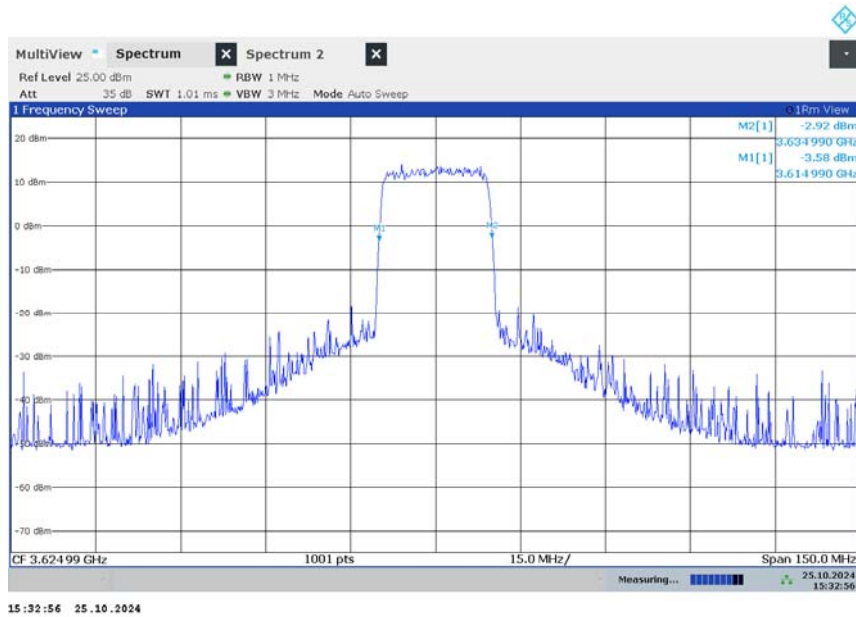
1. Run#1:

- a. Setup frequency with 3614.99MHz – 3634.99MHz.
- b. Check EUT Tx frequency.
- c. Disable AP service and check EUT stop transmission within 10s.

2. Run#2:

- a. Setup frequency with 3680MHz – 3700MHz.
- b. Check EUT Tx frequency.
- c. Disable AP service and check EUT stop transmission within 10s.

RUN#1:



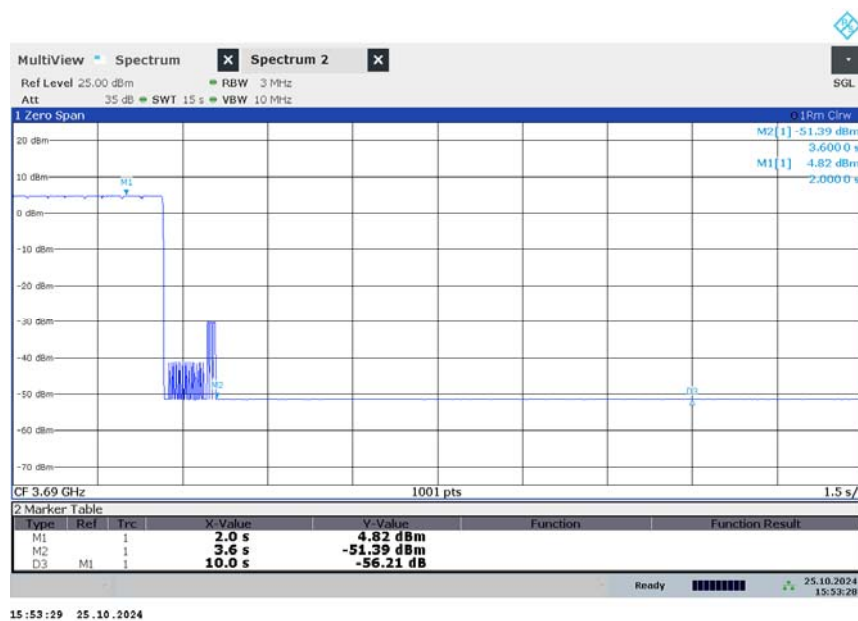
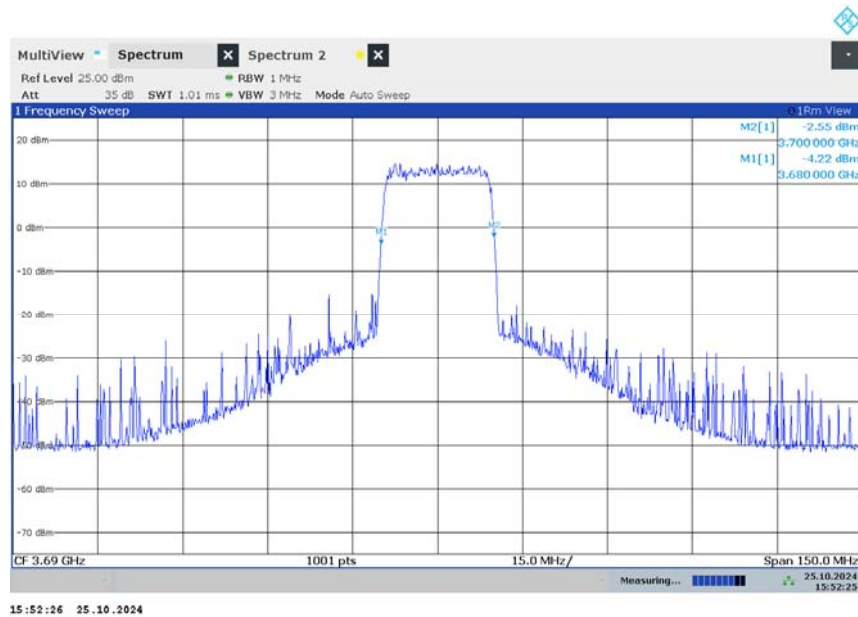
Note:

Marker 1: CBSD sends instructions to discontinue NR operations.

Marker 2: EUT discontinues operation.

Marker 3: 10 seconds elapsed time from CBSD sending instructions to EUT.

RUN#2:



Note:

Marker 1: CBSD sends instructions to discontinue NR operations.

Marker 2: EUT discontinues operation.

Marker 3: 10 seconds elapsed time from CBSD sending instructions to EUT.

Annex B: Accreditation Certificate



Accredited Laboratory

A2LA has accredited

TELECOMMUNICATION TECHNOLOGY LABS, CAICT

Beijing, People's Republic of China

for technical competence in the field of

Electrical Testing

This laboratory is accredited in accordance with the recognized International Standard ISO/IEC 17025:2017 *General requirements for the competence of testing and calibration laboratories*. This accreditation demonstrates technical competence for a defined scope and the operation of a laboratory quality management system (refer to joint ISO-ILAC-IAF Communiqué dated April 2017).



Presented this 23rd day of July 2024.



Mr. Trace McInturff, Vice President, Accreditation Services
For the Accreditation Council
Certificate Number 7049.01
Valid to July 31, 2026

For the tests to which this accreditation applies, please refer to the laboratory's Electrical Scope of Accreditation.

END OF REPORT