



ANNEX of No. I23Z61525-SEM03

For

TCL Communication Ltd.

LTE Mobile phone

Model Name: T434W

with

Hardware Version: 03

Software Version: 6VS7

FCC ID: 2ACCJH177

Note:

The test results in this test report relate only to the devices specified in this report. This report shall not be reproduced except in full without the written approval of CTTL.

The report must not be used by the client to claim product certification, approval, or endorsement by NVLAP, NIST, or any agency of the U.S. Government.

Test Laboratory:

CTTL, Telecommunication Technology Labs, CAICT

No. 52, Huayuan North Road, Haidian District, Beijing, P. R. China 100191.

Tel: +86(0)10-62304633-2512, Fax: +86(0)10-62304633-2504

Email: cttl_terminals@caict.ac.cn, website: www.caict.ac.cn

ANNEX A Graph Results

LTE B12 Head

Exposure Conditions

| Phantom Section, TSL | Position, Test Distance [mm] | Band | Duty Cycle | Frequency [MHz], Channel Number | Conversion Factor | TSL Conductivity [S/m] | TSL Permittivity |
|----------------------|------------------------------|---------|------------|---------------------------------|-------------------|------------------------|------------------|
| RightHead, HSL | CHEEK, 0.00 | Band 12 | 1:1 | 707.500, 23095 | 10.31 | 0.885 | 42.528 |

Hardware Setup


| Phantom | TSL, Measured Date | Probe, Calibration Date | DAE, Calibration Date |
|---|--------------------|-----------------------------|-------------------------|
| Twin-SAM V8.0 (30deg probe tilt) - 2114 | HBBL-600-10000 | EX3DV4 - SN7727, 2023-06-05 | DAE4 Sn1807, 2023-05-15 |

Scan Setup

| | Area Scan | Zoom Scan |
|---------------------|---------------|--------------------|
| Grid Extents [mm] | 120.0 x 210.0 | 30.0 x 30.0 x 30.0 |
| Grid Steps [mm] | 15.0 x 15.0 | 6.0 x 6.0 x 1.5 |
| Sensor Surface [mm] | 3.0 | 1.4 |
| Graded Grid | N/A | Yes |
| Grading Ratio | N/A | 1.5 |
| MAIA | N/A | N/A |
| Surface Detection | VMS + 6p | VMS + 6p |
| Scan Method | Measured | Measured |

Measurement Results

| | Area Scan | Zoom Scan |
|---------------------|---------------|---------------|
| Date | 2023-08-20 | 2023-08-20 |
| psSAR1g [W/kg] | 0.543 | 0.553 |
| psSAR10g [W/kg] | 0.372 | 0.398 |
| Power Drift [dB] | 0.01 | 0.02 |
| Power Scaling | Disabled | Disabled |
| Scaling Factor [dB] | | |
| TSL Correction | No correction | No correction |
| M2/M1 [%] | | 86.3 |
| Dist 3dB Peak [mm] | | > 15.0 |



LTE B12 Body 15mm

Exposure Conditions

| Phantom Section, TSL | Position, Test Distance [mm] | Band | Duty Cycle | Frequency [MHz], Channel Number | Conversion Factor | TSL Conductivity [S/m] | TSL Permittivity |
|----------------------|------------------------------|---------|------------|---------------------------------|-------------------|------------------------|------------------|
| Flat, HSL | BACK, 15.00 | Band 12 | 1:1 | 707.500, 23095 | 10.31 | 0.885 | 42.528 |

Hardware Setup

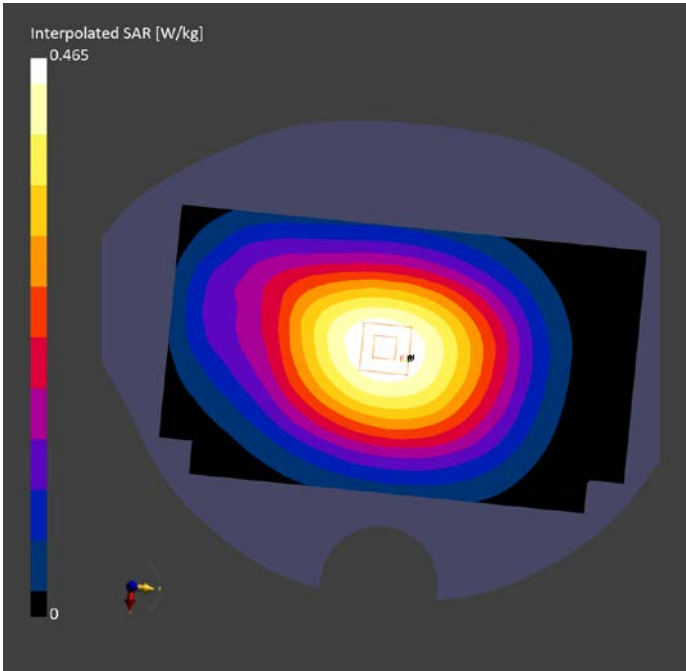
| Phantom | TSL, Measured Date | Probe, Calibration Date | DAE, Calibration Date |
|---|--------------------|-----------------------------|-------------------------|
| Twin-SAM V8.0 (30deg probe tilt) - 2114 | HBBL-600-10000 | EX3DV4 - SN7727, 2023-06-05 | DAE4 Sn1807, 2023-05-15 |

Scan Setup

| | Area Scan | Zoom Scan |
|---------------------|---------------|--------------------|
| Grid Extents [mm] | 120.0 x 210.0 | 30.0 x 30.0 x 30.0 |
| Grid Steps [mm] | 15.0 x 15.0 | 6.0 x 6.0 x 1.5 |
| Sensor Surface [mm] | 3.0 | 1.4 |
| Graded Grid | N/A | Yes |
| Grading Ratio | N/A | 1.5 |
| MAIA | N/A | N/A |
| Surface Detection | VMS + 6p | VMS + 6p |
| Scan Method | Measured | Measured |

Measurement Results

| | Area Scan | Zoom Scan |
|---------------------|---------------|---------------|
| Date | 2023-08-20 | 2023-08-20 |
| psSAR1g [W/kg] | 0.413 | 0.435 |
| psSAR10g [W/kg] | 0.295 | 0.324 |
| Power Drift [dB] | -0.03 | -0.02 |
| Power Scaling | Disabled | Disabled |
| Scaling Factor [dB] | | |
| TSL Correction | No correction | No correction |
| M2/M1 [%] | | 86.5 |
| Dist 3dB Peak [mm] | | > 15.0 |



LTE B12 Body 10mm

Exposure Conditions

| Phantom Section, TSL | Position, Test Distance [mm] | Band | Duty Cycle | Frequency [MHz], Channel Number | Conversion Factor | TSL Conductivity [S/m] | TSL Permittivity |
|----------------------|------------------------------|---------|------------|---------------------------------|-------------------|------------------------|------------------|
| Flat, HSL | BACK, 10.00 | Band 12 | 1:1 | 707.500, 23095 | 10.31 | 0.885 | 42.528 |

Hardware Setup

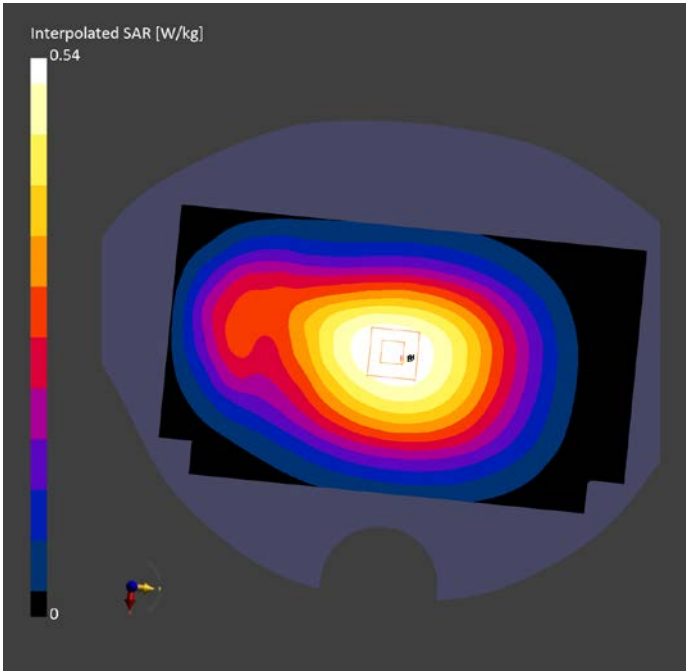
| Phantom | TSL, Measured Date | Probe, Calibration Date | DAE, Calibration Date |
|---|--------------------|-----------------------------|-------------------------|
| Twin-SAM V8.0 (30deg probe tilt) - 2114 | HBBL-600-10000 | EX3DV4 - SN7727, 2023-06-05 | DAE4 Sn1807, 2023-05-15 |

Scan Setup

| | Area Scan | Zoom Scan |
|---------------------|---------------|--------------------|
| Grid Extents [mm] | 120.0 x 210.0 | 30.0 x 30.0 x 30.0 |
| Grid Steps [mm] | 15.0 x 15.0 | 6.0 x 6.0 x 1.5 |
| Sensor Surface [mm] | 3.0 | 1.4 |
| Graded Grid | N/A | Yes |
| Grading Ratio | N/A | 1.5 |
| MAIA | N/A | N/A |
| Surface Detection | VMS + 6p | VMS + 6p |
| Scan Method | Measured | Measured |

Measurement Results

| | Area Scan | Zoom Scan |
|---------------------|---------------|---------------|
| Date | 2023-08-20 | 2023-08-20 |
| psSAR1g [W/kg] | 0.473 | 0.511 |
| psSAR10g [W/kg] | 0.355 | 0.377 |
| Power Drift [dB] | -0.03 | -0.01 |
| Power Scaling | Disabled | Disabled |
| Scaling Factor [dB] | | |
| TSL Correction | No correction | No correction |
| M2/M1 [%] | | 86.5 |
| Dist 3dB Peak [mm] | | > 15.0 |



LTE B25 Head

Exposure Conditions

| Phantom Section, TSL | Position, Test Distance [mm] | Band | Duty Cycle | Frequency [MHz], Channel Number | Conversion Factor | TSL Conductivity [S/m] | TSL Permittivity |
|----------------------|------------------------------|---------|------------|---------------------------------|-------------------|------------------------|------------------|
| LeftHead, HSL | CHEEK, 0.00 | Band 25 | 1:1 | 1905.000, 26590 | 8.47 | 1.437 | 39.855 |

Hardware Setup

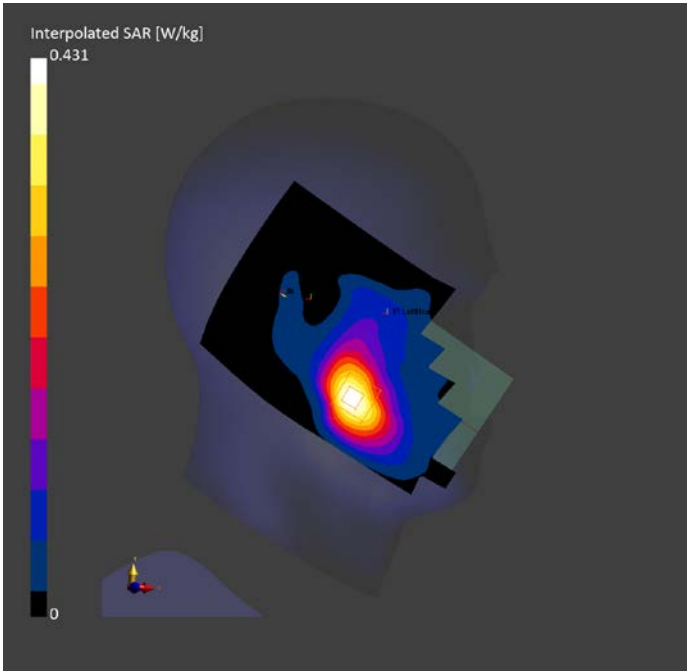
| Phantom | TSL, Measured Date | Probe, Calibration Date | DAE, Calibration Date |
|---|--------------------|-----------------------------|-------------------------|
| Twin-SAM V8.0 (30deg probe tilt) - 2114 | HBBL-600-10000 | EX3DV4 - SN7727, 2023-06-05 | DAE4 Sn1807, 2023-05-15 |

Scan Setup

| | Area Scan | Zoom Scan |
|---------------------|---------------|--------------------|
| Grid Extents [mm] | 120.0 x 210.0 | 30.0 x 30.0 x 30.0 |
| Grid Steps [mm] | 15.0 x 15.0 | 6.0 x 6.0 x 1.5 |
| Sensor Surface [mm] | 3.0 | 1.4 |
| Graded Grid | N/A | Yes |
| Grading Ratio | N/A | 1.5 |
| MAIA | N/A | N/A |
| Surface Detection | VMS + 6p | VMS + 6p |
| Scan Method | Measured | Measured |

Measurement Results

| | Area Scan | Zoom Scan |
|---------------------|---------------|---------------|
| Date | 2023-08-17 | 2023-08-17 |
| psSAR1g [W/kg] | 0.349 | 0.363 |
| psSAR10g [W/kg] | 0.197 | 0.221 |
| Power Drift [dB] | 0.04 | 0.01 |
| Power Scaling | Disabled | Disabled |
| Scaling Factor [dB] | | |
| TSL Correction | No correction | No correction |
| M2/M1 [%] | | 87.1 |
| Dist 3dB Peak [mm] | | 13.8 |



LTE B25 Body 15mm

Exposure Conditions

| Phantom Section, TSL | Position, Test Distance [mm] | Band | Duty Cycle | Frequency [MHz], Channel Number | Conversion Factor | TSL Conductivity [S/m] | TSL Permittivity |
|----------------------|------------------------------|---------|------------|---------------------------------|-------------------|------------------------|------------------|
| Flat, HSL | BACK, 15.00 | Band 25 | 1:1 | 1860.000, 26140 | 8.47 | 1.404 | 39.969 |

Hardware Setup

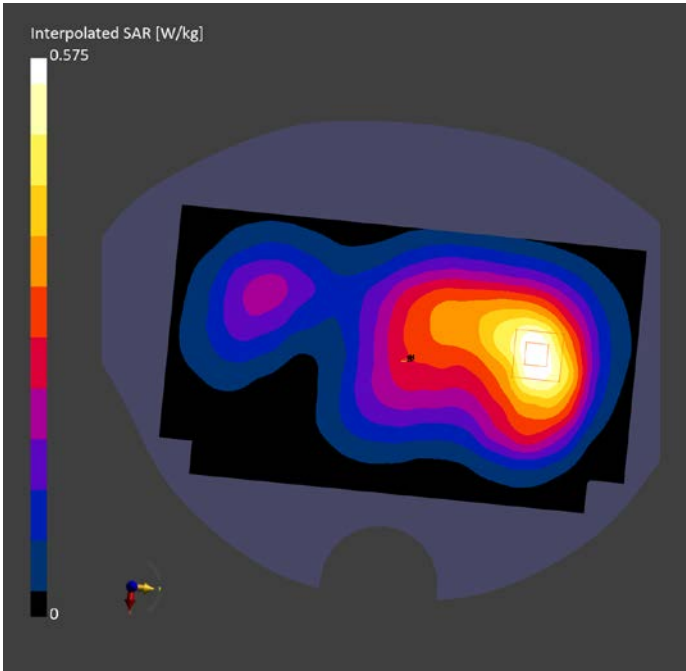
| Phantom | TSL, Measured Date | Probe, Calibration Date | DAE, Calibration Date |
|---|--------------------|-----------------------------|-------------------------|
| Twin-SAM V8.0 (30deg probe tilt) - 2114 | HBBL-600-10000 | EX3DV4 - SN7727, 2023-06-05 | DAE4 Sn1807, 2022-08-31 |

Scan Setup

| | Area Scan | Zoom Scan |
|---------------------|---------------|--------------------|
| Grid Extents [mm] | 120.0 x 210.0 | 30.0 x 30.0 x 30.0 |
| Grid Steps [mm] | 15.0 x 15.0 | 6.0 x 6.0 x 1.5 |
| Sensor Surface [mm] | 3.0 | 1.4 |
| Graded Grid | N/A | Yes |
| Grading Ratio | N/A | 1.5 |
| MAIA | N/A | N/A |
| Surface Detection | VMS + 6p | VMS + 6p |
| Scan Method | Measured | Measured |

Measurement Results

| | Area Scan | Zoom Scan |
|---------------------|---------------|---------------|
| Date | 2023-08-17 | 2023-08-17 |
| psSAR1g [W/kg] | 0.483 | 0.516 |
| psSAR10g [W/kg] | 0.293 | 0.309 |
| Power Drift [dB] | -0.09 | -0.05 |
| Power Scaling | Disabled | Disabled |
| Scaling Factor [dB] | | |
| TSL Correction | No correction | No correction |
| M2/M1 [%] | | 82.0 |
| Dist 3dB Peak [mm] | | 16.7 |



LTE B25 Body 10mm

Exposure Conditions

| Phantom Section, TSL | Position, Test Distance [mm] | Band | Duty Cycle | Frequency [MHz], Channel Number | Conversion Factor | TSL Conductivity [S/m] | TSL Permittivity |
|----------------------|------------------------------|---------|------------|---------------------------------|-------------------|------------------------|------------------|
| Flat, HSL | EDGE BOTTOM, 10.00 | Band 25 | 1:1 | 1860.000, 26140 | 8.47 | 1.404 | 39.969 |

Hardware Setup

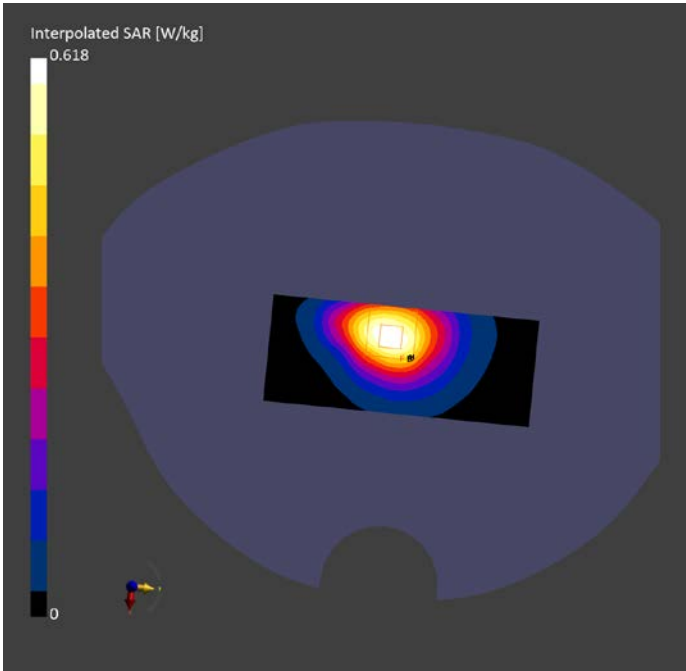
| Phantom | TSL, Measured Date | Probe, Calibration Date | DAE, Calibration Date |
|---|--------------------|-----------------------------|-------------------------|
| Twin-SAM V8.0 (30deg probe tilt) - 2114 | HBBL-600-10000 | EX3DV4 - SN7727, 2023-06-05 | DAE4 Sn1807, 2023-05-15 |

Scan Setup

| | Area Scan | Zoom Scan |
|---------------------|--------------|--------------------|
| Grid Extents [mm] | 48.0 x 120.0 | 30.0 x 30.0 x 30.0 |
| Grid Steps [mm] | 8.0 x 15.0 | 6.0 x 6.0 x 1.5 |
| Sensor Surface [mm] | 3.0 | 1.4 |
| Graded Grid | N/A | Yes |
| Grading Ratio | N/A | 1.5 |
| MAIA | N/A | N/A |
| Surface Detection | VMS + 6p | VMS + 6p |
| Scan Method | Measured | Measured |

Measurement Results

| | Area Scan | Zoom Scan |
|---------------------|---------------|---------------|
| Date | 2023-08-17 | 2023-08-17 |
| psSAR1g [W/kg] | 0.509 | 0.521 |
| psSAR10g [W/kg] | 0.291 | 0.294 |
| Power Drift [dB] | -0.03 | 0.02 |
| Power Scaling | Disabled | Disabled |
| Scaling Factor [dB] | | |
| TSL Correction | No correction | No correction |
| M2/M1 [%] | | 82.9 |
| Dist 3dB Peak [mm] | | 14.0 |



LTE B26 Head

Exposure Conditions

| Phantom Section, TSL | Position, Test Distance [mm] | Band | Duty Cycle | Frequency [MHz], Channel Number | Conversion Factor | TSL Conductivity [S/m] | TSL Permittivity |
|----------------------|------------------------------|---------|------------|---------------------------------|-------------------|------------------------|------------------|
| RightHead, HSL | CHEEK, 0.00 | Band 26 | 1:1 | 821.500, 26765 | 10.31 | 0.911 | 14.15 |

Hardware Setup

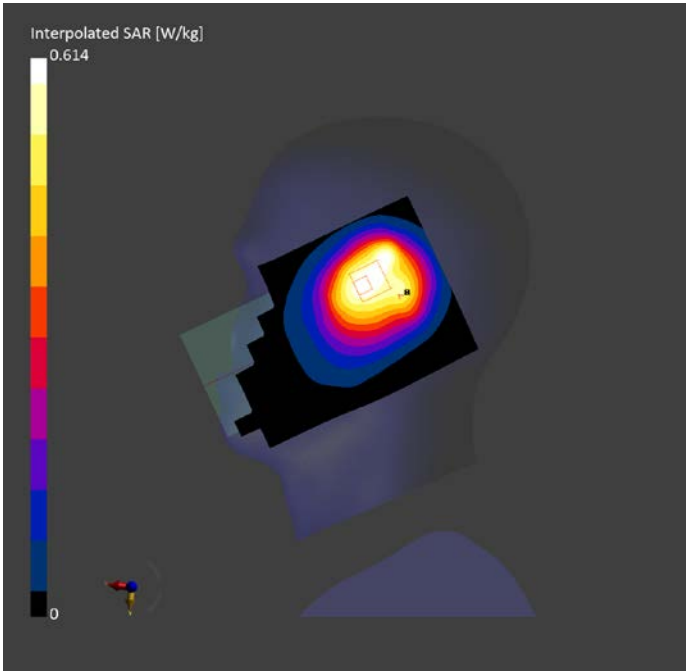
| Phantom | TSL, Measured Date | Probe, Calibration Date | DAE, Calibration Date |
|---|--------------------|-----------------------------|-------------------------|
| Twin-SAM V8.0 (30deg probe tilt) - 2114 | HBBL-600-10000 | EX3DV4 - SN7727, 2023-06-05 | DAE4 Sn1807, 2023-05-15 |

Scan Setup

| | Area Scan | Zoom Scan |
|---------------------|---------------|--------------------|
| Grid Extents [mm] | 120.0 x 210.0 | 30.0 x 30.0 x 30.0 |
| Grid Steps [mm] | 15.0 x 15.0 | 6.0 x 6.0 x 1.5 |
| Sensor Surface [mm] | 3.0 | 1.4 |
| Graded Grid | N/A | Yes |
| Grading Ratio | N/A | 1.5 |
| MAIA | N/A | N/A |
| Surface Detection | VMS + 6p | VMS + 6p |
| Scan Method | Measured | Measured |

Measurement Results

| | Area Scan | Zoom Scan |
|---------------------|---------------|---------------|
| Date | 2023-08-08 | 2023-08-08 |
| psSAR1g [W/kg] | 0.525 | 0.553 |
| psSAR10g [W/kg] | 0.366 | 0.391 |
| Power Drift [dB] | -0.03 | 0.02 |
| Power Scaling | Disabled | Disabled |
| Scaling Factor [dB] | | |
| TSL Correction | No correction | No correction |
| M2/M1 [%] | | 88.7 |
| Dist 3dB Peak [mm] | | > 15.0 |



LTE B26 Body 15mm

Exposure Conditions

| Phantom Section, TSL | Position, Test Distance [mm] | Band | Duty Cycle | Frequency [MHz], Channel Number | Conversion Factor | TSL Conductivity [S/m] | TSL Permittivity |
|----------------------|------------------------------|---------|------------|---------------------------------|-------------------|------------------------|------------------|
| Flat, HSL | BACK, 15.00 | Band 26 | 1:1 | 831.500, 26865 | 10.31 | 0.915 | 41.14 |

Hardware Setup

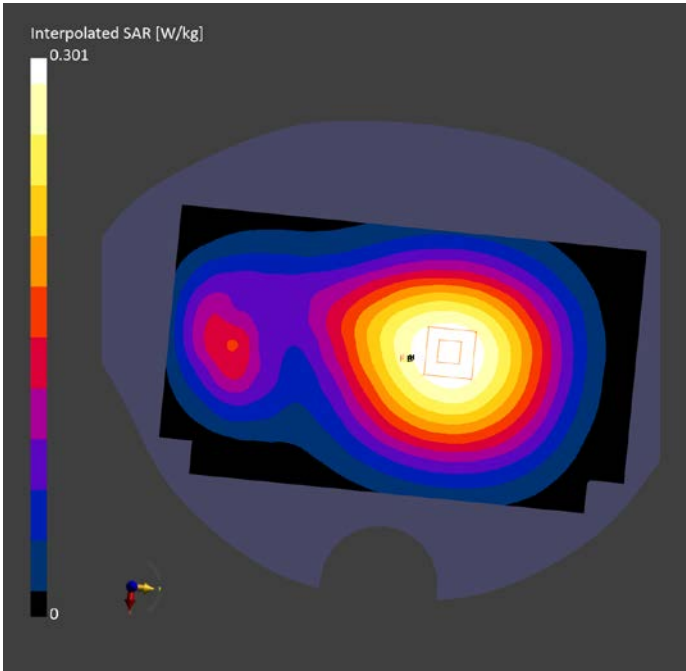
| Phantom | TSL, Measured Date | Probe, Calibration Date | DAE, Calibration Date |
|---|--------------------|-----------------------------|-------------------------|
| Twin-SAM V8.0 (30deg probe tilt) - 2114 | HBBL-600-10000 | EX3DV4 - SN7727, 2023-06-05 | DAE4 Sn1807, 2023-05-15 |

Scan Setup

| | Area Scan | Zoom Scan |
|---------------------|---------------|--------------------|
| Grid Extents [mm] | 120.0 x 210.0 | 30.0 x 30.0 x 30.0 |
| Grid Steps [mm] | 15.0 x 15.0 | 6.0 x 6.0 x 1.5 |
| Sensor Surface [mm] | 3.0 | 1.4 |
| Graded Grid | N/A | Yes |
| Grading Ratio | N/A | 1.5 |
| MAIA | N/A | N/A |
| Surface Detection | VMS + 6p | VMS + 6p |
| Scan Method | Measured | Measured |

Measurement Results

| | Area Scan | Zoom Scan |
|---------------------|---------------|---------------|
| Date | 2023-08-08 | 2023-08-08 |
| psSAR1g [W/kg] | 0.229 | 0.278 |
| psSAR10g [W/kg] | 0.192 | 0.205 |
| Power Drift [dB] | -0.03 | -0.05 |
| Power Scaling | Disabled | Disabled |
| Scaling Factor [dB] | | |
| TSL Correction | No correction | No correction |
| M2/M1 [%] | | 86.5 |
| Dist 3dB Peak [mm] | | > 15.0 |



LTE B26 Body 10mm

Exposure Conditions

| Phantom Section, TSL | Position, Test Distance [mm] | Band | Duty Cycle | Frequency [MHz], Channel Number | Conversion Factor | TSL Conductivity [S/m] | TSL Permittivity |
|----------------------|------------------------------|---------|------------|---------------------------------|-------------------|------------------------|------------------|
| Flat, HSL | BACK, 10.00 | Band 26 | 1:1 | 831.500, 26865 | 10.31 | 0.915 | 41.14 |

Hardware Setup

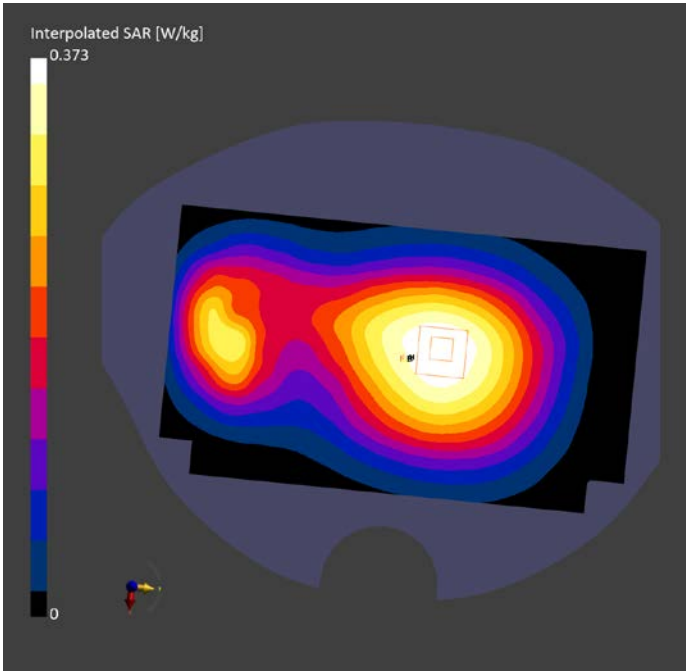
| Phantom | TSL, Measured Date | Probe, Calibration Date | DAE, Calibration Date |
|---|--------------------|-----------------------------|-------------------------|
| Twin-SAM V8.0 (30deg probe tilt) - 2114 | HBBL-600-10000 | EX3DV4 - SN7727, 2023-06-05 | DAE4 Sn1807, 2023-05-15 |

Scan Setup

| | Area Scan | Zoom Scan |
|---------------------|---------------|--------------------|
| Grid Extents [mm] | 120.0 x 210.0 | 30.0 x 30.0 x 30.0 |
| Grid Steps [mm] | 15.0 x 15.0 | 6.0 x 6.0 x 1.5 |
| Sensor Surface [mm] | 3.0 | 1.4 |
| Graded Grid | N/A | Yes |
| Grading Ratio | N/A | 1.5 |
| MAIA | N/A | N/A |
| Surface Detection | VMS + 6p | VMS + 6p |
| Scan Method | Measured | Measured |

Measurement Results

| | Area Scan | Zoom Scan |
|---------------------|---------------|---------------|
| Date | 2023-08-08 | 2023-08-08 |
| psSAR1g [W/kg] | 0.329 | 0.345 |
| psSAR10g [W/kg] | 0.232 | 0.254 |
| Power Drift [dB] | -0.03 | -0.04 |
| Power Scaling | Disabled | Disabled |
| Scaling Factor [dB] | | |
| TSL Correction | No correction | No correction |
| M2/M1 [%] | | 86.5 |
| Dist 3dB Peak [mm] | | > 15.0 |



LTE B41 PC3 Head

Exposure Conditions

| Phantom Section, TSL | Position, Test Distance [mm] | Band | Duty Cycle | Frequency [MHz], Channel Number | Conversion Factor | TSL Conductivity [S/m] | TSL Permittivity |
|----------------------|------------------------------|---------|------------|---------------------------------|-------------------|------------------------|------------------|
| RightHead, HSL | CHEEK, 0.00 | Band 41 | 1:1.58 | 2636.500, 41055 | 7.9 | 2.019 | 38.946 |

Hardware Setup


| Phantom | TSL, Measured Date | Probe, Calibration Date | DAE, Calibration Date |
|---|--------------------|-----------------------------|-------------------------|
| Twin-SAM V8.0 (30deg probe tilt) - 2114 | HBBL-600-10000 | EX3DV4 - SN7727, 2023-06-05 | DAE4 Sn1807, 2023-05-15 |

Scan Setup

| | Area Scan | Zoom Scan |
|---------------------|---------------|--------------------|
| Grid Extents [mm] | 120.0 x 200.0 | 30.0 x 30.0 x 30.0 |
| Grid Steps [mm] | 10.0 x 10.0 | 5.0 x 5.0 x 1.5 |
| Sensor Surface [mm] | 3.0 | 1.4 |
| Graded Grid | N/A | Yes |
| Grading Ratio | N/A | 1.5 |
| MAIA | Y | N/A |
| Surface Detection | VMS + 6p | VMS + 6p |
| Scan Method | Measured | Measured |

Measurement Results

| | Area Scan | Zoom Scan |
|---------------------|---------------|---------------|
| Date | 2023-08-26 | 2023-08-26 |
| psSAR1g [W/kg] | 0.274 | 0.282 |
| psSAR10g [W/kg] | 0.136 | 0.141 |
| Power Drift [dB] | -0.15 | 0.08 |
| Power Scaling | Disabled | Disabled |
| Scaling Factor [dB] | | |
| TSL Correction | No correction | No correction |
| M2/M1 [%] | | 83.5 |
| Dist 3dB Peak [mm] | | 10.7 |



LTE B41 PC3 Body 15mm

Exposure Conditions

| Phantom Section, TSL | Position, Test Distance [mm] | Band | Duty Cycle | Frequency [MHz], Channel Number | Conversion Factor | TSL Conductivity [S/m] | TSL Permittivity |
|----------------------|------------------------------|---------|------------|---------------------------------|-------------------|------------------------|------------------|
| Flat, HSL | BACK, 15.00 | Band 41 | 1:1.58 | 2636.500, 41055 | 7.9 | 2.019 | 38.946 |

Hardware Setup

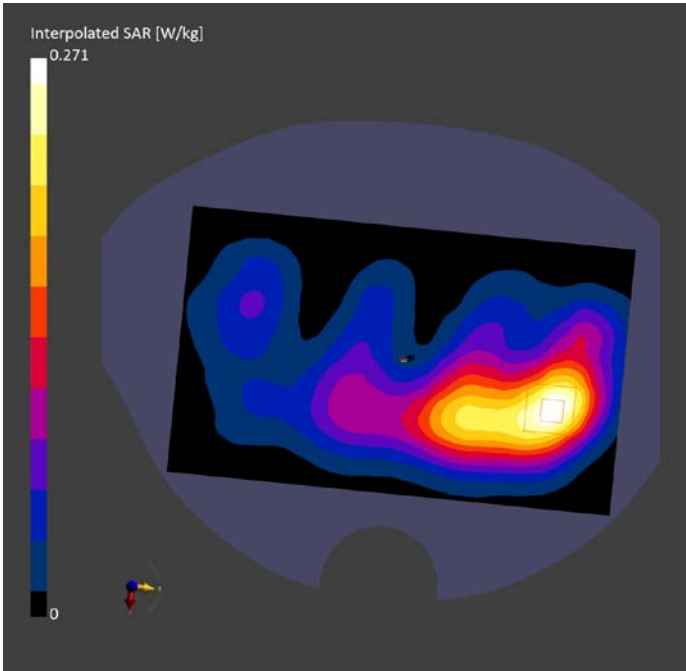
| Phantom | TSL, Measured Date | Probe, Calibration Date | DAE, Calibration Date |
|---|--------------------|-----------------------------|-------------------------|
| Twin-SAM V8.0 (30deg probe tilt) - 2114 | HBBL-600-10000 | EX3DV4 - SN7727, 2023-06-05 | DAE4 Sn1807, 2023-05-15 |

Scan Setup

| | Area Scan | Zoom Scan |
|---------------------|---------------|--------------------|
| Grid Extents [mm] | 120.0 x 200.0 | 30.0 x 30.0 x 30.0 |
| Grid Steps [mm] | 10.0 x 10.0 | 5.0 x 5.0 x 1.5 |
| Sensor Surface [mm] | 3.0 | 1.4 |
| Graded Grid | N/A | Yes |
| Grading Ratio | N/A | 1.5 |
| MAIA | Y | N/A |
| Surface Detection | VMS + 6p | VMS + 6p |
| Scan Method | Measured | Measured |

Measurement Results

| | Area Scan | Zoom Scan |
|---------------------|---------------|---------------|
| Date | 2023-08-26 | 2023-08-26 |
| psSAR1g [W/kg] | 0.175 | 0.218 |
| psSAR10g [W/kg] | 0.095 | 0.116 |
| Power Drift [dB] | 0.01 | -0.01 |
| Power Scaling | Disabled | Disabled |
| Scaling Factor [dB] | | |
| TSL Correction | No correction | No correction |
| M2/M1 [%] | | 79.5 |
| Dist 3dB Peak [mm] | | 15.7 |



LTE B41 PC3 10mm

Exposure Conditions

| Phantom Section, TSL | Position, Test Distance [mm] | Band | Duty Cycle | Frequency [MHz], Channel Number | Conversion Factor | TSL Conductivity [S/m] | TSL Permittivity |
|----------------------|------------------------------|---------|------------|---------------------------------|-------------------|------------------------|------------------|
| Flat, HSL | BACK, 10.00 | Band 41 | 1:1.58 | 2636.500, 41055 | 7.9 | 2.019 | 38.946 |

Hardware Setup

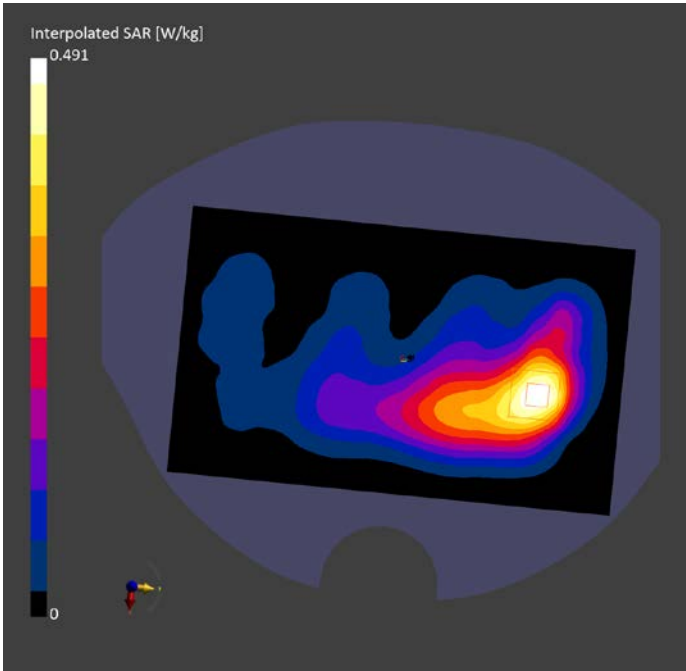
| Phantom | TSL, Measured Date | Probe, Calibration Date | DAE, Calibration Date |
|---|--------------------|-----------------------------|-------------------------|
| Twin-SAM V8.0 (30deg probe tilt) - 2114 | HBBL-600-10000 | EX3DV4 - SN7727, 2023-06-05 | DAE4 Sn1807, 2022-08-31 |

Scan Setup

| | Area Scan | Zoom Scan |
|---------------------|---------------|--------------------|
| Grid Extents [mm] | 120.0 x 200.0 | 30.0 x 30.0 x 30.0 |
| Grid Steps [mm] | 10.0 x 10.0 | 5.0 x 5.0 x 1.5 |
| Sensor Surface [mm] | 3.0 | 1.4 |
| Graded Grid | N/A | Yes |
| Grading Ratio | N/A | 1.5 |
| MAIA | Y | N/A |
| Surface Detection | VMS + 6p | VMS + 6p |
| Scan Method | Measured | Measured |

Measurement Results

| | Area Scan | Zoom Scan |
|---------------------|---------------|---------------|
| Date | 2023-08-26 | 2023-08-26 |
| psSAR1g [W/kg] | 0.375 | 0.402 |
| psSAR10g [W/kg] | 0.190 | 0.210 |
| Power Drift [dB] | 0.01 | -0.04 |
| Power Scaling | Disabled | Disabled |
| Scaling Factor [dB] | | |
| TSL Correction | No correction | No correction |
| M2/M1 [%] | | 79.5 |
| Dist 3dB Peak [mm] | | 15.7 |



LTA B41 PC2 Head

Exposure Conditions

| Phantom Section, TSL | Position, Test Distance [mm] | Band | Duty Cycle | Frequency [MHz], Channel Number | Conversion Factor | TSL Conductivity [S/m] | TSL Permittivity |
|----------------------|------------------------------|---------|------------|---------------------------------|-------------------|------------------------|------------------|
| RightHead, HSL | CHEEK, 0.00 | Band 41 | 1:2.37 | 2636.500, 41055 | 7.9 | 2.019 | 38.946 |

Hardware Setup


| Phantom | TSL, Measured Date | Probe, Calibration Date | DAE, Calibration Date |
|---|--------------------|-----------------------------|-------------------------|
| Twin-SAM V8.0 (30deg probe tilt) - 2114 | HBBL-600-10000 | EX3DV4 - SN7727, 2023-06-05 | DAE4 Sn1807, 2023-05-15 |

Scan Setup

| | Area Scan | Zoom Scan |
|---------------------|---------------|--------------------|
| Grid Extents [mm] | 120.0 x 200.0 | 30.0 x 30.0 x 30.0 |
| Grid Steps [mm] | 10.0 x 10.0 | 5.0 x 5.0 x 1.5 |
| Sensor Surface [mm] | 3.0 | 1.4 |
| Graded Grid | N/A | Yes |
| Grading Ratio | N/A | 1.5 |
| MAIA | Y | N/A |
| Surface Detection | VMS + 6p | VMS + 6p |
| Scan Method | Measured | Measured |

Measurement Results

| | Area Scan | Zoom Scan |
|---------------------|---------------|---------------|
| Date | 2023-08-26 | 2023-08-26 |
| psSAR1g [W/kg] | 0.374 | 0.397 |
| psSAR10g [W/kg] | 0.186 | 0.2 |
| Power Drift [dB] | -0.15 | 0.02 |
| Power Scaling | Disabled | Disabled |
| Scaling Factor [dB] | | |
| TSL Correction | No correction | No correction |
| M2/M1 [%] | | 83.5 |
| Dist 3dB Peak [mm] | | 10.7 |



LTE B41 PC2 Body 15mm

Exposure Conditions

| Phantom Section, TSL | Position, Test Distance [mm] | Band | Duty Cycle | Frequency [MHz], Channel Number | Conversion Factor | TSL Conductivity [S/m] | TSL Permittivity |
|----------------------|------------------------------|---------|------------|---------------------------------|-------------------|------------------------|------------------|
| Flat, HSL | BACK, 15.00 | Band 41 | 1:2.37 | 2636.500, 41055 | 7.9 | 2.019 | 38.946 |

Hardware Setup

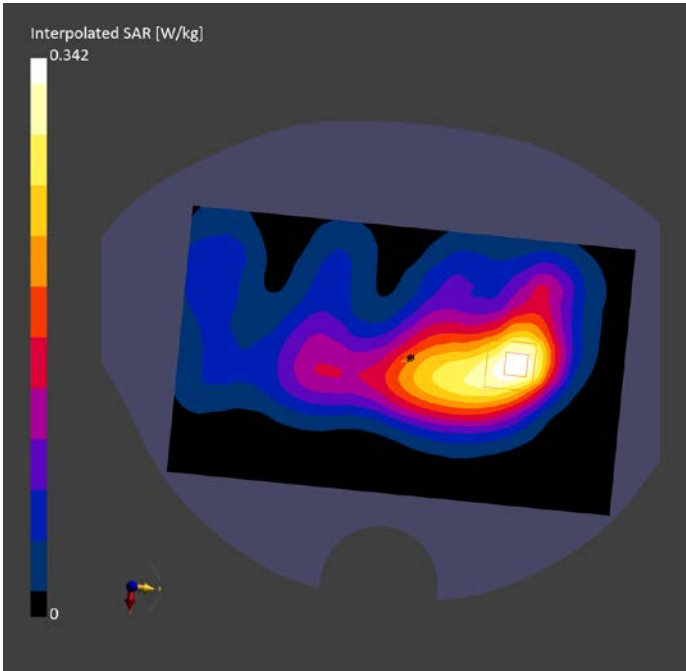
| Phantom | TSL, Measured Date | Probe, Calibration Date | DAE, Calibration Date |
|---|--------------------|-----------------------------|-------------------------|
| Twin-SAM V8.0 (30deg probe tilt) - 2114 | HBBL-600-10000 | EX3DV4 - SN7727, 2023-06-05 | DAE4 Sn1807, 2023-05-15 |

Scan Setup

| | Area Scan | Zoom Scan |
|---------------------|---------------|--------------------|
| Grid Extents [mm] | 120.0 x 200.0 | 30.0 x 30.0 x 30.0 |
| Grid Steps [mm] | 10.0 x 10.0 | 5.0 x 5.0 x 1.5 |
| Sensor Surface [mm] | 3.0 | 1.4 |
| Graded Grid | N/A | Yes |
| Grading Ratio | N/A | 1.5 |
| MAIA | Y | N/A |
| Surface Detection | VMS + 6p | VMS + 6p |
| Scan Method | Measured | Measured |

Measurement Results

| | Area Scan | Zoom Scan |
|---------------------|---------------|---------------|
| Date | 2023-08-26 | 2023-08-26 |
| psSAR1g [W/kg] | 0.275 | 0.280 |
| psSAR10g [W/kg] | 0.150 | 0.152 |
| Power Drift [dB] | 0.01 | -0.05 |
| Power Scaling | Disabled | Disabled |
| Scaling Factor [dB] | | |
| TSL Correction | No correction | No correction |
| M2/M1 [%] | | 79.5 |
| Dist 3dB Peak [mm] | | 15.7 |



LTE B41 PC2 Body 10mm

Exposure Conditions

| Phantom Section, TSL | Position, Test Distance [mm] | Band | Duty Cycle | Frequency [MHz], Channel Number | Conversion Factor | TSL Conductivity [S/m] | TSL Permittivity |
|----------------------|------------------------------|---------|------------|---------------------------------|-------------------|------------------------|------------------|
| Flat, HSL | BACK, 10.00 | Band 41 | 1:2.37 | 2636.500, 41055 | 7.9 | 2.019 | 38.946 |

Hardware Setup

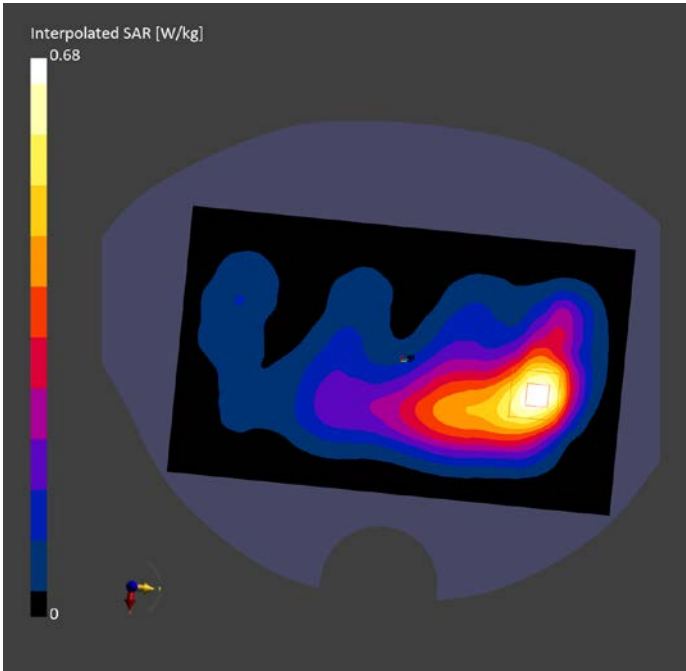
| Phantom | TSL, Measured Date | Probe, Calibration Date | DAE, Calibration Date |
|---|--------------------|-----------------------------|-------------------------|
| Twin-SAM V8.0 (30deg probe tilt) - 2114 | HBBL-600-10000 | EX3DV4 - SN7727, 2023-06-05 | DAE4 Sn1807, 2023-05-15 |

Scan Setup

| | Area Scan | Zoom Scan |
|---------------------|---------------|--------------------|
| Grid Extents [mm] | 120.0 x 200.0 | 30.0 x 30.0 x 30.0 |
| Grid Steps [mm] | 10.0 x 10.0 | 5.0 x 5.0 x 1.5 |
| Sensor Surface [mm] | 3.0 | 1.4 |
| Graded Grid | N/A | Yes |
| Grading Ratio | N/A | 1.5 |
| MAIA | Y | N/A |
| Surface Detection | VMS + 6p | VMS + 6p |
| Scan Method | Measured | Measured |

Measurement Results

| | Area Scan | Zoom Scan |
|---------------------|---------------|---------------|
| Date | 2023-08-26 | 2023-08-26 |
| psSAR1g [W/kg] | 0.515 | 0.560 |
| psSAR10g [W/kg] | 0.250 | 0.293 |
| Power Drift [dB] | 0.01 | -0.02 |
| Power Scaling | Disabled | Disabled |
| Scaling Factor [dB] | | |
| TSL Correction | No correction | No correction |
| M2/M1 [%] | | 79.5 |
| Dist 3dB Peak [mm] | | 15.7 |



LTE B66 Head

Exposure Conditions

| Phantom Section, TSL | Position, Test Distance [mm] | Band | Duty Cycle | Frequency [MHz], Channel Number | Conversion Factor | TSL Conductivity [S/m] | TSL Permittivity |
|----------------------|------------------------------|---------|------------|---------------------------------|-------------------|------------------------|------------------|
| LeftHead, HSL | CHEEK, 0.00 | Band 66 | 1:1 | 1770.000, 132572 | 8.65 | 1.392 | 40.951 |

Hardware Setup

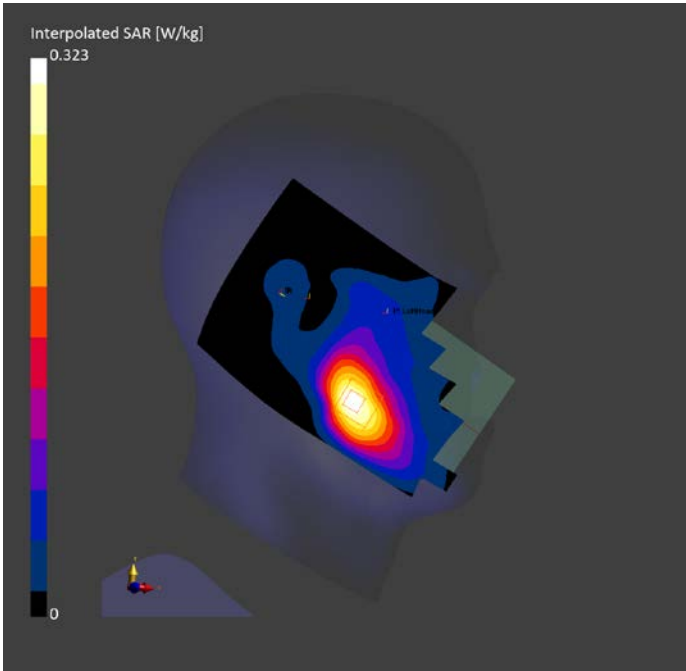
| Phantom | TSL, Measured Date | Probe, Calibration Date | DAE, Calibration Date |
|---|--------------------|-----------------------------|-------------------------|
| Twin-SAM V8.0 (30deg probe tilt) - 2114 | HBBL-600-10000 | EX3DV4 - SN7727, 2023-06-05 | DAE4 Sn1807, 2023-05-15 |

Scan Setup

| | Area Scan | Zoom Scan |
|---------------------|---------------|--------------------|
| Grid Extents [mm] | 120.0 x 210.0 | 30.0 x 30.0 x 30.0 |
| Grid Steps [mm] | 15.0 x 15.0 | 6.0 x 6.0 x 1.5 |
| Sensor Surface [mm] | 3.0 | 1.4 |
| Graded Grid | N/A | Yes |
| Grading Ratio | N/A | 1.5 |
| MAIA | N/A | N/A |
| Surface Detection | VMS + 6p | VMS + 6p |
| Scan Method | Measured | Measured |

Measurement Results

| | Area Scan | Zoom Scan |
|---------------------|---------------|---------------|
| Date | 2023-08-11 | 2023-08-11 |
| psSAR1g [W/kg] | 0.264 | 0.278 |
| psSAR10g [W/kg] | 0.154 | 0.174 |
| Power Drift [dB] | -0.06 | -0.08 |
| Power Scaling | Disabled | Disabled |
| Scaling Factor [dB] | | |
| TSL Correction | No correction | No correction |
| M2/M1 [%] | | 87.2 |
| Dist 3dB Peak [mm] | | 12.7 |



LTE B66 Body 15mm

Exposure Conditions

| Phantom Section, TSL | Position, Test Distance [mm] | Band | Duty Cycle | Frequency [MHz], Channel Number | Conversion Factor | TSL Conductivity [S/m] | TSL Permittivity |
|----------------------|------------------------------|---------|------------|---------------------------------|-------------------|------------------------|------------------|
| Flat, HSL | BACK, 15.00 | Band 66 | 1:1 | 1770.000, 132572 | 8.65 | 1.392 | 40.951 |

Hardware Setup

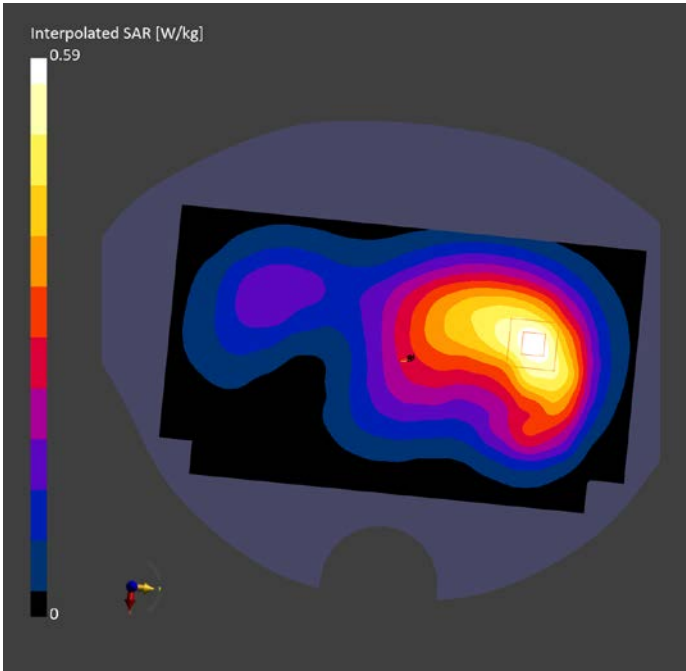
| Phantom | TSL, Measured Date | Probe, Calibration Date | DAE, Calibration Date |
|---|--------------------|-----------------------------|-------------------------|
| Twin-SAM V8.0 (30deg probe tilt) - 2114 | HBBL-600-10000 | EX3DV4 - SN7727, 2023-06-05 | DAE4 Sn1807, 2023-05-15 |

Scan Setup

| | Area Scan | Zoom Scan |
|---------------------|---------------|--------------------|
| Grid Extents [mm] | 120.0 x 210.0 | 30.0 x 30.0 x 30.0 |
| Grid Steps [mm] | 15.0 x 15.0 | 6.0 x 6.0 x 1.5 |
| Sensor Surface [mm] | 3.0 | 1.4 |
| Graded Grid | N/A | Yes |
| Grading Ratio | N/A | 1.5 |
| MAIA | N/A | N/A |
| Surface Detection | VMS + 6p | VMS + 6p |
| Scan Method | Measured | Measured |

Measurement Results

| | Area Scan | Zoom Scan |
|---------------------|---------------|---------------|
| Date | 2023-08-11 | 2023-08-11 |
| psSAR1g [W/kg] | 0.511 | 0.516 |
| psSAR10g [W/kg] | 0.311 | 0.314 |
| Power Drift [dB] | -0.02 | -0.07 |
| Power Scaling | Disabled | Disabled |
| Scaling Factor [dB] | | |
| TSL Correction | No correction | No correction |
| M2/M1 [%] | | 82.9 |
| Dist 3dB Peak [mm] | | 12.6 |



LTE B66 Body 10mm

Exposure Conditions

| Phantom Section, TSL | Position, Test Distance [mm] | Band | Duty Cycle | Frequency [MHz], Channel Number | Conversion Factor | TSL Conductivity [S/m] | TSL Permittivity |
|----------------------|------------------------------|---------|------------|---------------------------------|-------------------|------------------------|------------------|
| Flat, HSL | BACK, 10.00 | Band 66 | 1:1 | 1770.000, 132572 | 8.65 | 1.392 | 40.951 |

Hardware Setup

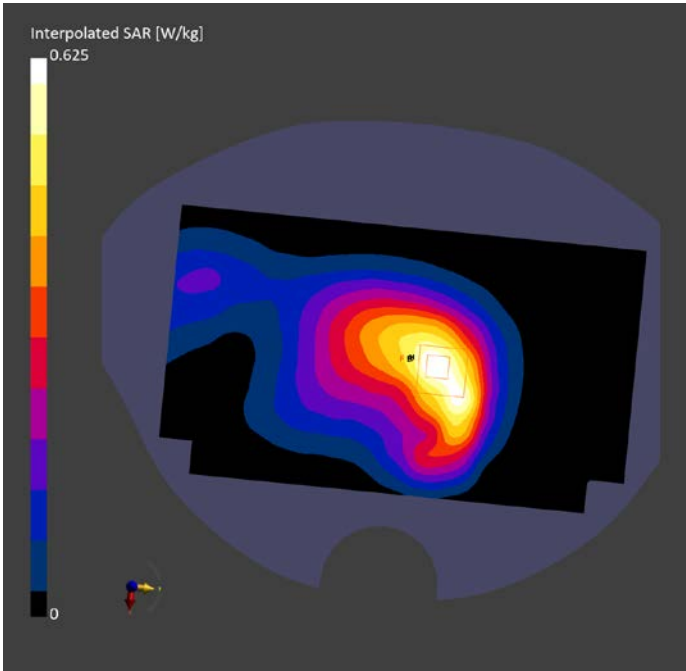
| Phantom | TSL, Measured Date | Probe, Calibration Date | DAE, Calibration Date |
|---|--------------------|-----------------------------|-------------------------|
| Twin-SAM V8.0 (30deg probe tilt) - 2114 | HBBL-600-10000 | EX3DV4 - SN7727, 2023-06-05 | DAE4 Sn1807, 2023-05-15 |

Scan Setup

| | Area Scan | Zoom Scan |
|---------------------|---------------|--------------------|
| Grid Extents [mm] | 120.0 x 210.0 | 30.0 x 30.0 x 30.0 |
| Grid Steps [mm] | 15.0 x 15.0 | 6.0 x 6.0 x 1.5 |
| Sensor Surface [mm] | 3.0 | 1.4 |
| Graded Grid | N/A | Yes |
| Grading Ratio | N/A | 1.5 |
| MAIA | N/A | N/A |
| Surface Detection | VMS + 6p | VMS + 6p |
| Scan Method | Measured | Measured |

Measurement Results

| | Area Scan | Zoom Scan |
|---------------------|---------------|---------------|
| Date | 2023-08-11 | 2023-08-11 |
| psSAR1g [W/kg] | 0.517 | 0.574 |
| psSAR10g [W/kg] | 0.314 | 0.344 |
| Power Drift [dB] | -0.00 | -0.03 |
| Power Scaling | Disabled | Disabled |
| Scaling Factor [dB] | | |
| TSL Correction | No correction | No correction |
| M2/M1 [%] | | 82.9 |
| Dist 3dB Peak [mm] | | 12.6 |



LTE B71 Head

Exposure Conditions

| Phantom Section, TSL | Position, Test Distance [mm] | Band | Duty Cycle | Frequency [MHz], Channel Number | Conversion Factor | TSL Conductivity [S/m] | TSL Permittivity |
|----------------------|------------------------------|---------|------------|---------------------------------|-------------------|------------------------|------------------|
| RightHead, HSL | CHEEK, 0.00 | Band 71 | 1:1 | 683.000, 133322 | 10.31 | 0.877 | 42.637 |

Hardware Setup

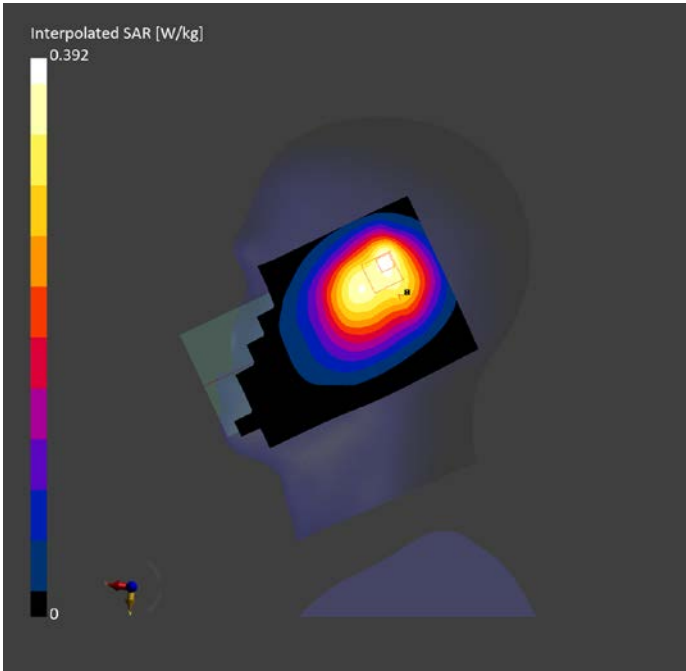
| Phantom | TSL, Measured Date | Probe, Calibration Date | DAE, Calibration Date |
|---|--------------------|-----------------------------|-------------------------|
| Twin-SAM V8.0 (30deg probe tilt) - 2114 | HBBL-600-10000 | EX3DV4 - SN7727, 2023-06-05 | DAE4 Sn1807, 2023-05-15 |

Scan Setup

| | Area Scan | Zoom Scan |
|---------------------|---------------|--------------------|
| Grid Extents [mm] | 120.0 x 210.0 | 30.0 x 30.0 x 30.0 |
| Grid Steps [mm] | 15.0 x 15.0 | 6.0 x 6.0 x 1.5 |
| Sensor Surface [mm] | 3.0 | 1.4 |
| Graded Grid | N/A | Yes |
| Grading Ratio | N/A | 1.5 |
| MAIA | N/A | N/A |
| Surface Detection | VMS + 6p | VMS + 6p |
| Scan Method | Measured | Measured |

Measurement Results

| | Area Scan | Zoom Scan |
|---------------------|---------------|---------------|
| Date | 2023-08-20 | 2023-08-20 |
| psSAR1g [W/kg] | 0.332 | 0.333 |
| psSAR10g [W/kg] | 0.229 | 0.242 |
| Power Drift [dB] | 0.00 | 0.03 |
| Power Scaling | Disabled | Disabled |
| Scaling Factor [dB] | | |
| TSL Correction | No correction | No correction |
| M2/M1 [%] | | 73.9 |
| Dist 3dB Peak [mm] | | 9.7 |



LTE B71 Body 15mm

Exposure Conditions

| Phantom Section, TSL | Position, Test Distance [mm] | Band | Duty Cycle | Frequency [MHz], Channel Number | Conversion Factor | TSL Conductivity [S/m] | TSL Permittivity |
|----------------------|------------------------------|---------|------------|---------------------------------|-------------------|------------------------|------------------|
| Flat, HSL | BACK, 15.00 | Band 71 | 1:1 | 683.000, 133322 | 10.31 | 0.877 | 42.637 |

Hardware Setup

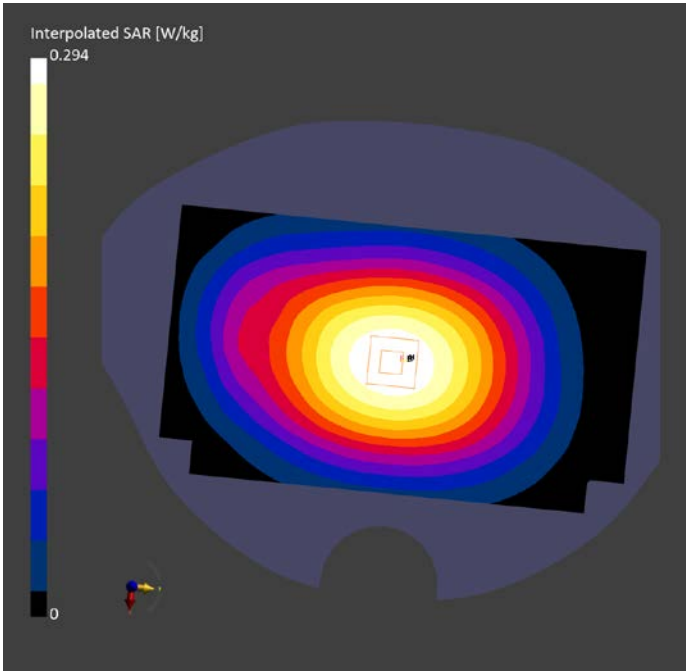
| Phantom | TSL, Measured Date | Probe, Calibration Date | DAE, Calibration Date |
|---|--------------------|-----------------------------|-------------------------|
| Twin-SAM V8.0 (30deg probe tilt) - 2114 | HBBL-600-10000 | EX3DV4 - SN7727, 2023-06-05 | DAE4 Sn1807, 2023-05-15 |

Scan Setup

| | Area Scan | Zoom Scan |
|---------------------|---------------|--------------------|
| Grid Extents [mm] | 120.0 x 210.0 | 30.0 x 30.0 x 30.0 |
| Grid Steps [mm] | 15.0 x 15.0 | 6.0 x 6.0 x 1.5 |
| Sensor Surface [mm] | 3.0 | 1.4 |
| Graded Grid | N/A | Yes |
| Grading Ratio | N/A | 1.5 |
| MAIA | N/A | N/A |
| Surface Detection | VMS + 6p | VMS + 6p |
| Scan Method | Measured | Measured |

Measurement Results

| | Area Scan | Zoom Scan |
|---------------------|---------------|---------------|
| Date | 2023-08-20 | 2023-08-20 |
| psSAR1g [W/kg] | 0.261 | 0.280 |
| psSAR10g [W/kg] | 0.188 | 0.207 |
| Power Drift [dB] | -0.03 | -0.02 |
| Power Scaling | Disabled | Disabled |
| Scaling Factor [dB] | | |
| TSL Correction | No correction | No correction |
| M2/M1 [%] | | 85.7 |
| Dist 3dB Peak [mm] | | > 15.0 |



LTE B71 Body 10mm

Exposure Conditions

| Phantom Section, TSL | Position, Test Distance [mm] | Band | Duty Cycle | Frequency [MHz], Channel Number | Conversion Factor | TSL Conductivity [S/m] | TSL Permittivity |
|----------------------|------------------------------|---------|------------|---------------------------------|-------------------|------------------------|------------------|
| Flat, HSL | BACK, 10.00 | Band 71 | 1:1 | 683.000, 133322 | 10.31 | 0.877 | 42.637 |

Hardware Setup

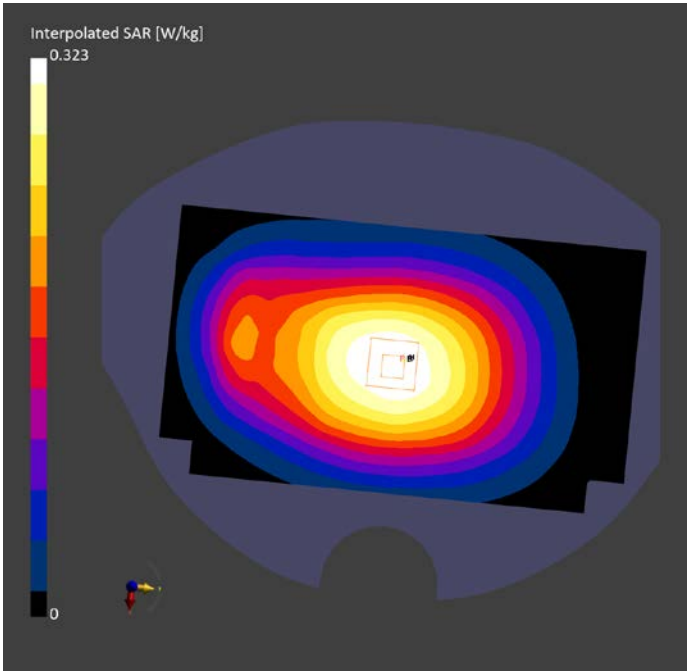
| Phantom | TSL, Measured Date | Probe, Calibration Date | DAE, Calibration Date |
|---|--------------------|-----------------------------|-------------------------|
| Twin-SAM V8.0 (30deg probe tilt) - 2114 | HBBL-600-10000 | EX3DV4 - SN7727, 2023-06-05 | DAE4 Sn1807, 2023-05-15 |

Scan Setup

| | Area Scan | Zoom Scan |
|---------------------|---------------|--------------------|
| Grid Extents [mm] | 120.0 x 210.0 | 30.0 x 30.0 x 30.0 |
| Grid Steps [mm] | 15.0 x 15.0 | 6.0 x 6.0 x 1.5 |
| Sensor Surface [mm] | 3.0 | 1.4 |
| Graded Grid | N/A | Yes |
| Grading Ratio | N/A | 1.5 |
| MAIA | N/A | N/A |
| Surface Detection | VMS + 6p | VMS + 6p |
| Scan Method | Measured | Measured |

Measurement Results

| | Area Scan | Zoom Scan |
|---------------------|---------------|---------------|
| Date | 2023-08-20 | 2023-08-20 |
| psSAR1g [W/kg] | 0.261 | 0.3 |
| psSAR10g [W/kg] | 0.188 | 0.226 |
| Power Drift [dB] | -0.03 | -0.01 |
| Power Scaling | Disabled | Disabled |
| Scaling Factor [dB] | | |
| TSL Correction | No correction | No correction |
| M2/M1 [%] | | 85.7 |
| Dist 3dB Peak [mm] | | > 15.0 |



WLAN 2.4G Head

Exposure Conditions

| Phantom Section, TSL | Position, Test Distance [mm] | Band | Duty Cycle | Frequency [MHz], Channel Number | Conversion Factor | TSL Conductivity [S/m] | TSL Permittivity |
|----------------------|------------------------------|-------------|------------|---------------------------------|-------------------|------------------------|------------------|
| LeftHead, HSL | CHEEK, 0.00 | WLAN 2.4GHz | 1:1 | 2412.000, 1 | 8.08 | 1.795 | 40.023 |

Hardware Setup


| Phantom | TSL, Measured Date | Probe, Calibration Date | DAE, Calibration Date |
|---|--------------------|-----------------------------|-------------------------|
| Twin-SAM V8.0 (30deg probe tilt) - 2114 | HBBL-600-10000 | EX3DV4 - SN7727, 2023-06-05 | DAE4 Sn1807, 2023-05-15 |

Scan Setup

| | Area Scan | Zoom Scan |
|---------------------|---------------|--------------------|
| Grid Extents [mm] | 120.0 x 200.0 | 30.0 x 30.0 x 30.0 |
| Grid Steps [mm] | 10.0 x 10.0 | 5.0 x 5.0 x 1.5 |
| Sensor Surface [mm] | 3.0 | 1.4 |
| Graded Grid | N/A | Yes |
| Grading Ratio | N/A | 1.5 |
| MAIA | N/A | N/A |
| Surface Detection | VMS + 6p | VMS + 6p |
| Scan Method | Measured | Measured |

Measurement Results

| | Area Scan | Zoom Scan |
|---------------------|---------------|---------------|
| Date | 2023-08-23 | 2023-08-23 |
| psSAR1g [W/kg] | 0.834 | 0.836 |
| psSAR10g [W/kg] | 0.398 | 0.395 |
| Power Drift [dB] | 0.53 | 0.06 |
| Power Scaling | Disabled | Disabled |
| Scaling Factor [dB] | | |
| TSL Correction | No correction | No correction |
| M2/M1 [%] | | 81.5 |
| Dist 3dB Peak [mm] | | 9.9 |



WLAN 2.4G 15mm

Exposure Conditions

| Phantom Section, TSL | Position, Test Distance [mm] | Band | Duty Cycle | Frequency [MHz], Channel Number | Conversion Factor | TSL Conductivity [S/m] | TSL Permittivity |
|----------------------|------------------------------|-------------|------------|---------------------------------|-------------------|------------------------|------------------|
| Flat, HSL | FRONT, 15.00 | WLAN 2.4GHz | 1:1 | 2437.000, 6 | 8.08 | 1.819 | 39.956 |

Hardware Setup

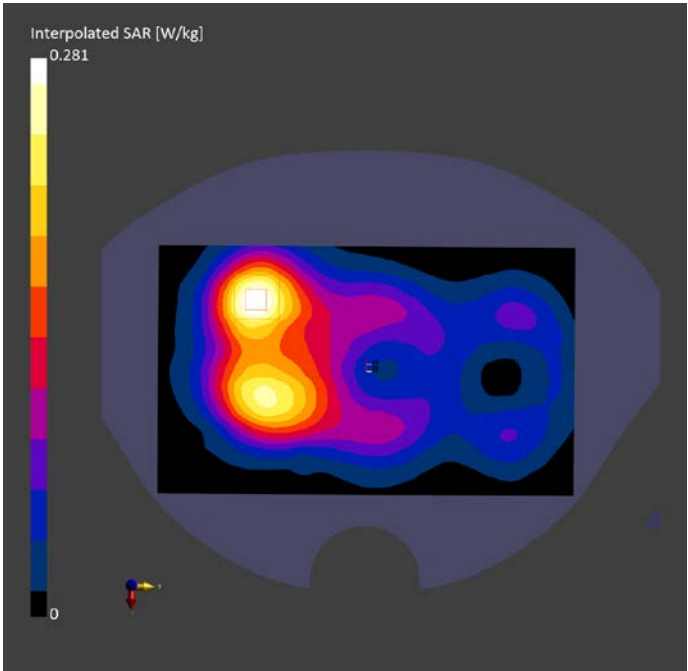
| Phantom | TSL, Measured Date | Probe, Calibration Date | DAE, Calibration Date |
|---|--------------------|-----------------------------|-------------------------|
| Twin-SAM V8.0 (30deg probe tilt) - 2114 | HBBL-600-10000 | EX3DV4 - SN7727, 2023-06-05 | DAE4 Sn1807, 2023-05-15 |

Scan Setup

| | Area Scan | Zoom Scan |
|---------------------|---------------|--------------------|
| Grid Extents [mm] | 120.0 x 200.0 | 30.0 x 30.0 x 30.0 |
| Grid Steps [mm] | 10.0 x 10.0 | 5.0 x 5.0 x 1.5 |
| Sensor Surface [mm] | 3.0 | 1.4 |
| Graded Grid | N/A | Yes |
| Grading Ratio | N/A | 1.5 |
| MAIA | Y | N/A |
| Surface Detection | VMS + 6p | VMS + 6p |
| Scan Method | Measured | Measured |

Measurement Results

| | Area Scan | Zoom Scan |
|---------------------|---------------|---------------|
| Date | 2023-08-23 | 2023-08-23 |
| psSAR1g [W/kg] | 0.230 | 0.228 |
| psSAR10g [W/kg] | 0.126 | 0.123 |
| Power Drift [dB] | -0.14 | 0.16 |
| Power Scaling | Disabled | Disabled |
| Scaling Factor [dB] | | |
| TSL Correction | No correction | No correction |
| M2/M1 [%] | | 80.6 |
| Dist 3dB Peak [mm] | | 18.1 |



WLAN 2.4G Body 10mm

Exposure Conditions

| Phantom Section, TSL | Position, Test Distance [mm] | Band | Duty Cycle | Frequency [MHz], Channel Number | Conversion Factor | TSL Conductivity [S/m] | TSL Permittivity |
|----------------------|------------------------------|-------------|------------|---------------------------------|-------------------|------------------------|------------------|
| Flat, HSL | BACK, 10.00 | WLAN 2.4GHz | 1:1 | 2437.000, 6 | 8.08 | 1.819 | 39.956 |

Hardware Setup

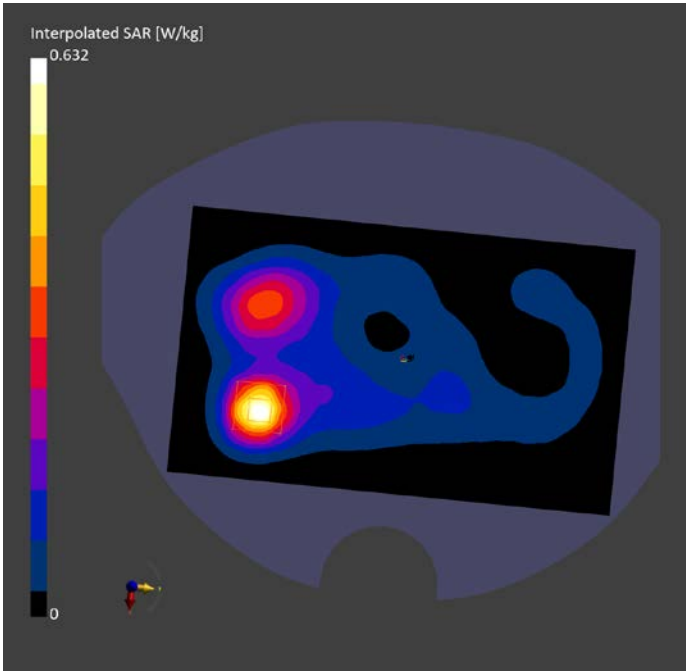
| Phantom | TSL, Measured Date | Probe, Calibration Date | DAE, Calibration Date |
|---|--------------------|-----------------------------|-------------------------|
| Twin-SAM V8.0 (30deg probe tilt) - 2114 | HBBL-600-10000 | EX3DV4 - SN7727, 2023-06-05 | DAE4 Sn1807, 2022-08-31 |

Scan Setup

| | Area Scan | Zoom Scan |
|---------------------|---------------|--------------------|
| Grid Extents [mm] | 120.0 x 200.0 | 30.0 x 30.0 x 30.0 |
| Grid Steps [mm] | 10.0 x 10.0 | 5.0 x 5.0 x 1.5 |
| Sensor Surface [mm] | 3.0 | 1.4 |
| Graded Grid | N/A | Yes |
| Grading Ratio | N/A | 1.5 |
| MAIA | N/A | N/A |
| Surface Detection | VMS + 6p | VMS + 6p |
| Scan Method | Measured | Measured |

Measurement Results

| | Area Scan | Zoom Scan |
|---------------------|---------------|---------------|
| Date | 2023-08-23 | 2023-08-23 |
| psSAR1g [W/kg] | 0.481 | 0.520 |
| psSAR10g [W/kg] | 0.226 | 0.234 |
| Power Drift [dB] | 0.08 | 0.05 |
| Power Scaling | Disabled | Disabled |
| Scaling Factor [dB] | | |
| TSL Correction | No correction | No correction |
| M2/M1 [%] | | 78.6 |
| Dist 3dB Peak [mm] | | 10.2 |



WLAN 5G Head

Exposure Conditions

| Phantom Section, TSL | Position, Test Distance [mm] | Band | Duty Cycle | Frequency [MHz], Channel Number | Conversion Factor | TSL Conductivity [S/m] | TSL Permittivity |
|----------------------|------------------------------|-----------|------------|---------------------------------|-------------------|------------------------|------------------|
| RightHead, HSL | TILT, 0.00 | WLAN 5GHz | 1:1 | 5765.000, 153 | 5.33 | 5.204 | 35.175 |

Hardware Setup


| Phantom | TSL, Measured Date | Probe, Calibration Date | DAE, Calibration Date |
|---|--------------------|-----------------------------|-------------------------|
| Twin-SAM V8.0 (30deg probe tilt) - 2114 | HBBL-600-10000 | EX3DV4 - SN7727, 2023-06-05 | DAE4 Sn1807, 2023-05-15 |

Scan Setup

| | Area Scan | Zoom Scan |
|---------------------|---------------|--------------------|
| Grid Extents [mm] | 120.0 x 200.0 | 22.0 x 22.0 x 22.0 |
| Grid Steps [mm] | 10.0 x 10.0 | 4.0 x 4.0 x 1.4 |
| Sensor Surface [mm] | 3.0 | 1.4 |
| Graded Grid | N/A | Yes |
| Grading Ratio | N/A | 1.4 |
| MAIA | Y | N/A |
| Surface Detection | VMS + 6p | VMS + 6p |
| Scan Method | Measured | Measured |

Measurement Results

| | Area Scan | Zoom Scan |
|---------------------|---------------|---------------|
| Date | 2023-09-04 | 2023-09-04 |
| psSAR1g [W/kg] | 0.730 | 0.764 |
| psSAR10g [W/kg] | 0.266 | 0.263 |
| Power Drift [dB] | 0.14 | -0.09 |
| Power Scaling | Disabled | Disabled |
| Scaling Factor [dB] | | |
| TSL Correction | No correction | No correction |
| M2/M1 [%] | | 62.8 |
| Dist 3dB Peak [mm] | | 9.7 |



WLAN 5G Body 15mm

Exposure Conditions

| Phantom Section, TSL | Position, Test Distance [mm] | Band | Duty Cycle | Frequency [MHz], Channel Number | Conversion Factor | TSL Conductivity [S/m] | TSL Permittivity |
|----------------------|------------------------------|-----------|------------|---------------------------------|-------------------|------------------------|------------------|
| Flat, HSL | BACK, 15.00 | WLAN 5GHz | 1:1 | 5680.000, 136 | 5.25 | 4.826 | 36.618 |

Hardware Setup

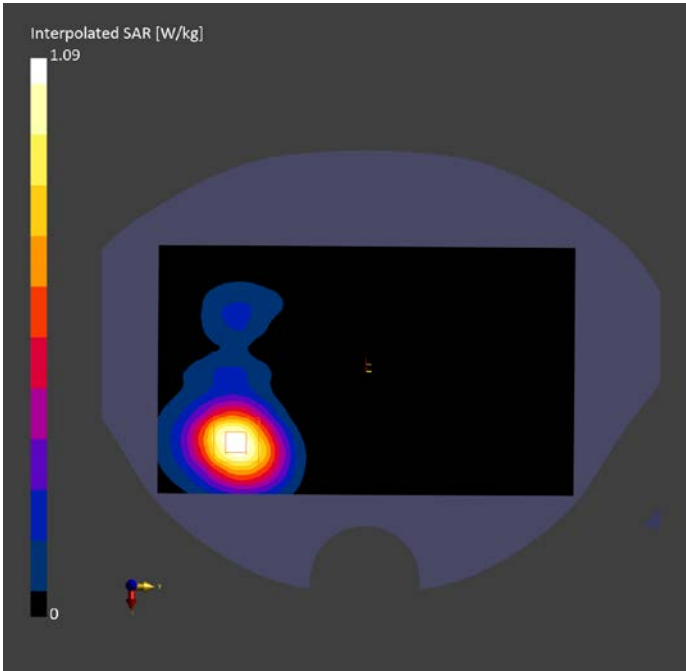
| Phantom | TSL, Measured Date | Probe, Calibration Date | DAE, Calibration Date |
|---|--------------------|-----------------------------|-------------------------|
| Twin-SAM V8.0 (30deg probe tilt) - 2114 | HBBL-600-10000 | EX3DV4 - SN7727, 2023-06-05 | DAE4 Sn1807, 2023-05-15 |

Scan Setup

| | Area Scan | Zoom Scan |
|---------------------|----------------|--------------------|
| Grid Extents [mm] | 120.0 x 200.0 | 22.0 x 22.0 x 22.0 |
| Grid Steps [mm] | 10.0 x 10.0 | 4.0 x 4.0 x 1.4 |
| Sensor Surface [mm] | 3.0 | 1.4 |
| Graded Grid | N/A | Yes |
| Grading Ratio | N/A | 1.4 |
| MAIA | Y | N/A |
| Surface Detection | Unknown method | VMS + 6p |
| Scan Method | Measured | Measured |

Measurement Results

| | Area Scan | Zoom Scan |
|---------------------|---------------|---------------|
| Date | 2023-09-02 | 2023-09-02 |
| psSAR1g [W/kg] | 0.832 | 0.803 |
| psSAR10g [W/kg] | 0.347 | 0.326 |
| Power Drift [dB] | 0.09 | -0.08 |
| Power Scaling | Disabled | Disabled |
| Scaling Factor [dB] | | |
| TSL Correction | No correction | No correction |
| M2/M1 [%] | | 62.8 |
| Dist 3dB Peak [mm] | | 14.9 |



WLAN 5G Body 10mm

Exposure Conditions

| Phantom Section, TSL | Position, Test Distance [mm] | Band | Duty Cycle | Frequency [MHz], Channel Number | Conversion Factor | TSL Conductivity [S/m] | TSL Permittivity |
|----------------------|------------------------------|-----------|------------|---------------------------------|-------------------|------------------------|------------------|
| Flat, HSL | BACK, 10.00 | WLAN 5GHz | 1:1 | 5680.000, 136 | 5.25 | 4.826 | 36.618 |

Hardware Setup

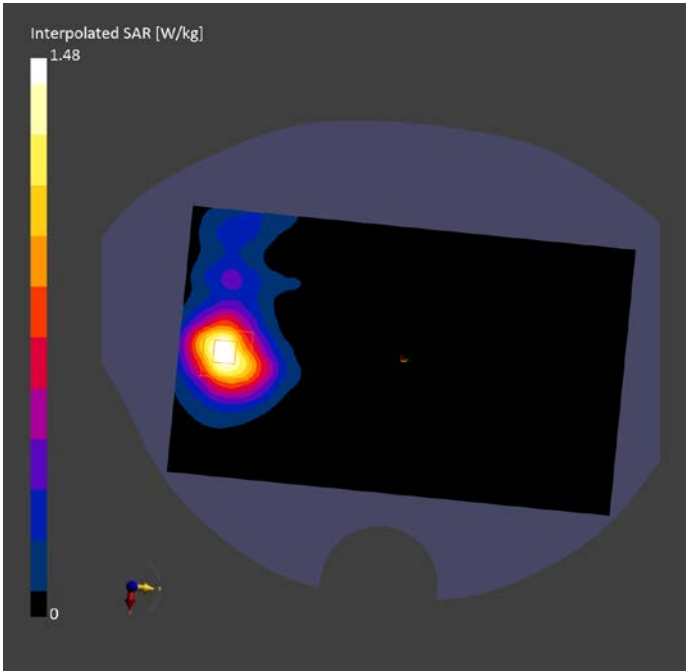
| Phantom | TSL, Measured Date | Probe, Calibration Date | DAE, Calibration Date |
|---|--------------------|-----------------------------|-------------------------|
| Twin-SAM V8.0 (30deg probe tilt) - 2114 | HBBL-600-10000 | EX3DV4 - SN7727, 2023-06-05 | DAE4 Sn1807, 2023-05-15 |

Scan Setup

| | Area Scan | Zoom Scan |
|---------------------|---------------|--------------------|
| Grid Extents [mm] | 120.0 x 200.0 | 22.0 x 22.0 x 22.0 |
| Grid Steps [mm] | 10.0 x 10.0 | 4.0 x 4.0 x 1.4 |
| Sensor Surface [mm] | 3.0 | 1.4 |
| Graded Grid | N/A | Yes |
| Grading Ratio | N/A | 1.4 |
| MAIA | Y | N/A |
| Surface Detection | VMS + 6p | VMS + 6p |
| Scan Method | Measured | Measured |

Measurement Results

| | Area Scan | Zoom Scan |
|---------------------|---------------|---------------|
| Date | 2023-09-02 | 2023-09-02 |
| psSAR1g [W/kg] | 1.11 | 1.10 |
| psSAR10g [W/kg] | 0.435 | 0.427 |
| Power Drift [dB] | 0.20 | -0.08 |
| Power Scaling | Disabled | Disabled |
| Scaling Factor [dB] | | |
| TSL Correction | No correction | No correction |
| M2/M1 [%] | | 61.5 |
| Dist 3dB Peak [mm] | | 11.2 |



BT Head

Exposure Conditions

| Phantom Section, TSL | Position, Test Distance [mm] | Band | Duty Cycle | Frequency [MHz], Channel Number | Conversion Factor | TSL Conductivity [S/m] | TSL Permittivity |
|----------------------|------------------------------|------------------|------------|---------------------------------|-------------------|------------------------|------------------|
| LeftHead, HSL | CHEEK, 0.00 | ISM 2.4 GHz Band | 1:1 | 2480.000, 78 | 8.08 | 1.846 | 39.878 |

Hardware Setup

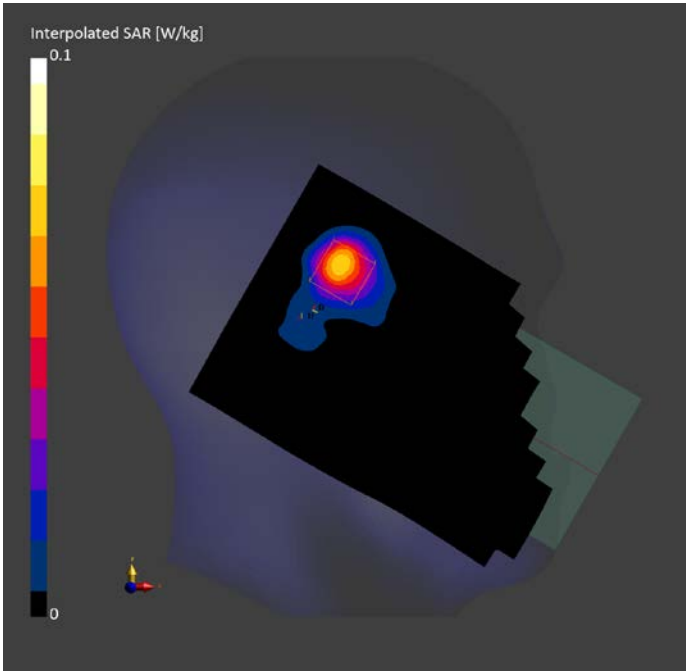
| Phantom | TSL, Measured Date | Probe, Calibration Date | DAE, Calibration Date |
|---|--------------------|-----------------------------|-------------------------|
| Twin-SAM V8.0 (30deg probe tilt) - 2114 | HBBL-600-10000 | EX3DV4 - SN7727, 2023-06-05 | DAE4 Sn1807, 2023-05-15 |

Scan Setup

| | Area Scan | Zoom Scan |
|---------------------|---------------|--------------------|
| Grid Extents [mm] | 120.0 x 200.0 | 30.0 x 30.0 x 30.0 |
| Grid Steps [mm] | 10.0 x 10.0 | 5.0 x 5.0 x 1.5 |
| Sensor Surface [mm] | 3.0 | 1.4 |
| Graded Grid | N/A | Yes |
| Grading Ratio | N/A | 1.5 |
| MAIA | Y | Y |
| Surface Detection | VMS + 6p | VMS + 6p |
| Scan Method | Measured | Measured |

Measurement Results

| | Area Scan | Zoom Scan |
|---------------------|---------------|---------------|
| Date | 2023-08-23 | 2023-08-23 |
| psSAR1g [W/kg] | 0.056 | 0.056 |
| psSAR10g [W/kg] | 0.026 | 0.023 |
| Power Drift [dB] | -0.04 | 0.05 |
| Power Scaling | Disabled | Disabled |
| Scaling Factor [dB] | | |
| TSL Correction | No correction | No correction |
| M2/M1 [%] | | 78.0 |
| Dist 3dB Peak [mm] | | 10.0 |



BT Body 10mm

Exposure Conditions

| Phantom Section, TSL | Position, Test Distance [mm] | Band | Duty Cycle | Frequency [MHz], Channel Number | Conversion Factor | TSL Conductivity [S/m] | TSL Permittivity |
|----------------------|------------------------------|------------------|------------|---------------------------------|-------------------|------------------------|------------------|
| Flat, HSL | BACK, 10.00 | ISM 2.4 GHz Band | 1:1 | 2480.000, 78 | 8.08 | 1.846 | 39.878 |

Hardware Setup

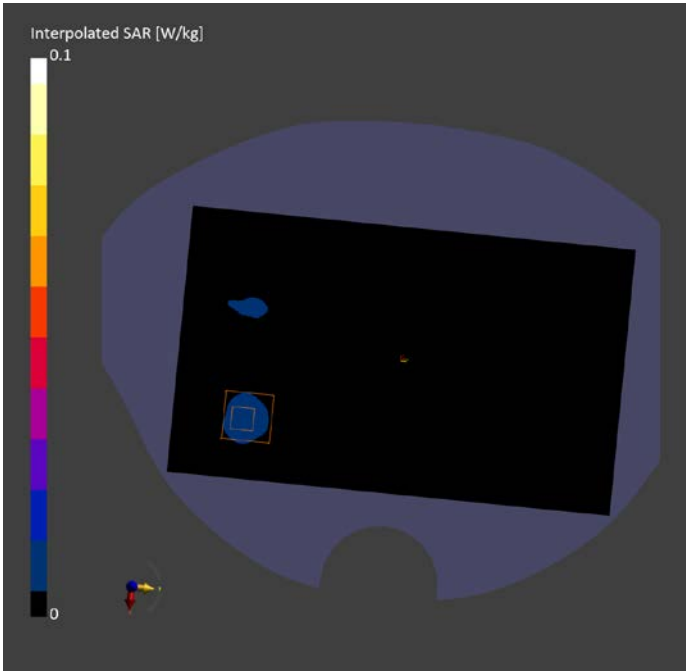
| Phantom | TSL, Measured Date | Probe, Calibration Date | DAE, Calibration Date |
|---|--------------------|-----------------------------|-------------------------|
| Twin-SAM V8.0 (30deg probe tilt) - 2114 | HBBL-600-10000 | EX3DV4 - SN7727, 2023-06-05 | DAE4 Sn1807, 2023-05-15 |

Scan Setup

| | Area Scan | Zoom Scan |
|---------------------|---------------|--------------------|
| Grid Extents [mm] | 120.0 x 200.0 | 30.0 x 30.0 x 30.0 |
| Grid Steps [mm] | 10.0 x 10.0 | 5.0 x 5.0 x 1.5 |
| Sensor Surface [mm] | 3.0 | 1.4 |
| Graded Grid | N/A | Yes |
| Grading Ratio | N/A | 1.5 |
| MAIA | Y | Y |
| Surface Detection | VMS + 6p | VMS + 6p |
| Scan Method | Measured | Measured |

Measurement Results

| | Area Scan | Zoom Scan |
|---------------------|---------------|---------------|
| Date | 2023-08-23 | 2023-08-23 |
| psSAR1g [W/kg] | 0.012 | 0.011 |
| psSAR10g [W/kg] | 0.005 | 0.003 |
| Power Drift [dB] | 0.09 | -0.08 |
| Power Scaling | Disabled | Disabled |
| Scaling Factor [dB] | | |
| TSL Correction | No correction | No correction |
| M2/M1 [%] | | 68.4 |
| Dist 3dB Peak [mm] | | 9.9 |



ANNEX B System Verification Results

750MHz

Exposure Conditions

| Phantom Section, TSL | Position, Test Distance [mm] | Band | Group, UID | Frequency [MHz], Channel Number | Conversion Factor | TSL Conductivity [S/m] | TSL Permittivity |
|----------------------|------------------------------|------|------------|---------------------------------|-------------------|------------------------|------------------|
| Flat, HSL | EDGE TOP, 5.00 | D750 | CW, 0-- | 750.000, 50 | 10.31 | 0.907 | 42.352 |

Hardware Setup

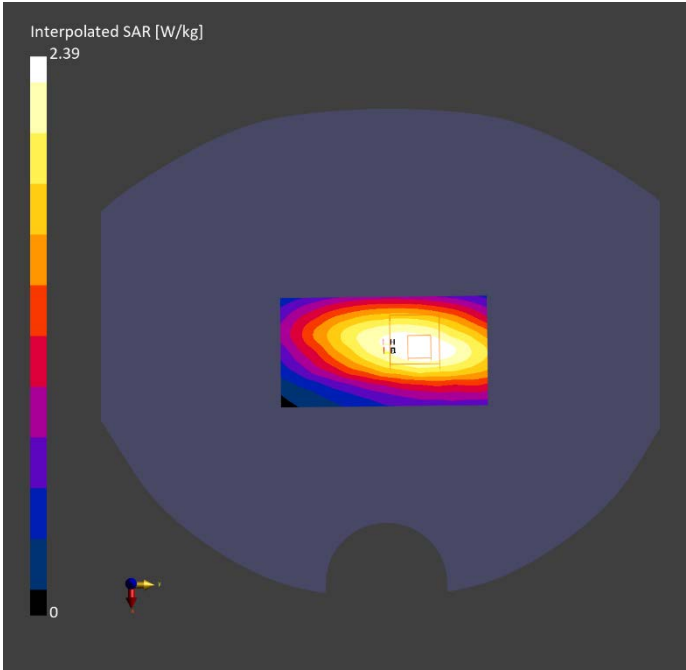
| Phantom | TSL, Measured Date | Probe, Calibration Date | DAE, Calibration Date |
|---|--------------------|-----------------------------|-------------------------|
| Twin-SAM V8.0 (30deg probe tilt) - 2114 | HBBL-600-10000 | EX3DV4 - SN7727, 2023-06-05 | DAE4 Sn1807, 2023-05-15 |

Scan Setup

| | Area Scan | Zoom Scan |
|---------------------|-------------|--------------------|
| Grid Extents [mm] | 48.0 x 90.0 | 30.0 x 30.0 x 30.0 |
| Grid Steps [mm] | 8.0 x 15.0 | 6.0 x 6.0 x 1.5 |
| Sensor Surface [mm] | 3.0 | 1.4 |
| Graded Grid | N/A | Yes |
| Grading Ratio | N/A | 1.5 |
| MAIA | N/A | N/A |
| Surface Detection | VMS + 6p | VMS + 6p |
| Scan Method | Measured | Measured |

Measurement Results

| | Area Scan | Zoom Scan |
|---------------------|---------------|---------------|
| Date | 2023-08-20 | 2023-08-20 |
| psSAR1g [W/kg] | 1.95 | 2.07 |
| psSAR10g [W/kg] | 1.22 | 1.34 |
| Power Drift [dB] | 0.01 | -0.05 |
| Power Scaling | Disabled | Disabled |
| Scaling Factor [dB] | | |
| TSL Correction | No correction | No correction |
| M2/M1 [%] | | 83.1 |
| Dist 3dB Peak [mm] | | 18.0 |



835MHz

Exposure Conditions

| Phantom Section, TSL | Position, Test Distance [mm] | Band | Group, UID | Frequency [MHz], Channel Number | Conversion Factor | TSL Conductivity [S/m] | TSL Permittivity |
|----------------------|------------------------------|-------|------------|---------------------------------|-------------------|------------------------|------------------|
| Flat, HSL | BACK, 5.00 | CD835 | CW, 0-- | 835.000, 50 | 10.31 | 0.918 | 41.142 |

Hardware Setup

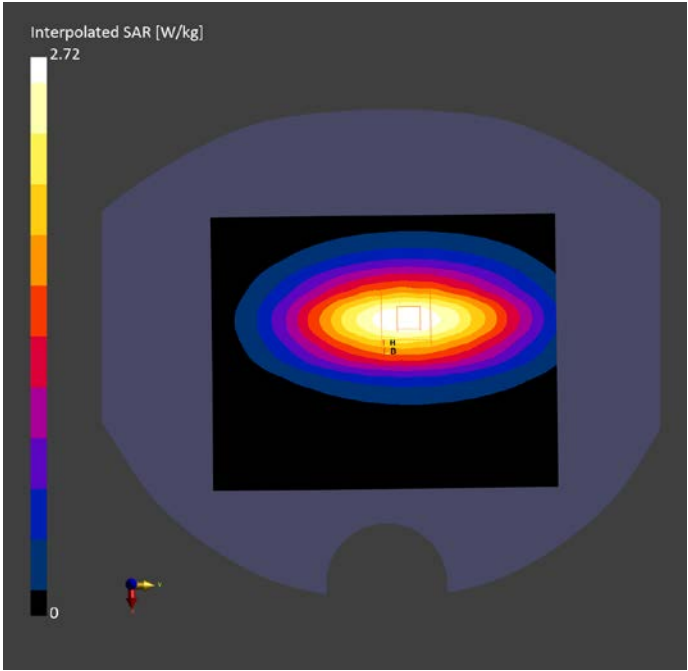
| Phantom | TSL, Measured Date | Probe, Calibration Date | DAE, Calibration Date |
|---|--------------------|-----------------------------|-------------------------|
| Twin-SAM V8.0 (30deg probe tilt) - 2114 | HBBL-600-10000 | EX3DV4 - SN7727, 2023-06-05 | DAE4 Sn1807, 2023-05-15 |

Scan Setup

| | Area Scan | Zoom Scan |
|---------------------|---------------|--------------------|
| Grid Extents [mm] | 120.0 x 150.0 | 30.0 x 30.0 x 30.0 |
| Grid Steps [mm] | 15.0 x 15.0 | 6.0 x 6.0 x 1.5 |
| Sensor Surface [mm] | 3.0 | 1.4 |
| Graded Grid | N/A | Yes |
| Grading Ratio | N/A | 1.5 |
| MAIA | N/A | N/A |
| Surface Detection | VMS + 6p | VMS + 6p |
| Scan Method | Measured | Measured |

Measurement Results

| | Area Scan | Zoom Scan |
|---------------------|---------------|---------------|
| Date | 2023-08-08 | 2023-08-08 |
| psSAR1g [W/kg] | 2.33 | 2.38 |
| psSAR10g [W/kg] | 1.54 | 1.55 |
| Power Drift [dB] | 0.02 | -0.02 |
| Power Scaling | Disabled | Disabled |
| Scaling Factor [dB] | | |
| TSL Correction | No correction | No correction |
| M2/M1 [%] | | 84.1 |
| Dist 3dB Peak [mm] | | 19.7 |



1800MHz

Exposure Conditions

| Phantom Section, TSL | Position, Test Distance [mm] | Band | Group, UID | Frequency [MHz], Channel Number | Conversion Factor | TSL Conductivity [S/m] | TSL Permittivity |
|----------------------|------------------------------|-------|------------|---------------------------------|-------------------|------------------------|------------------|
| Flat, HSL | BACK, 5.00 | D1800 | CW, 0-- | 1800.000, 50 | 8.65 | 1.41 | 40.924 |

Hardware Setup

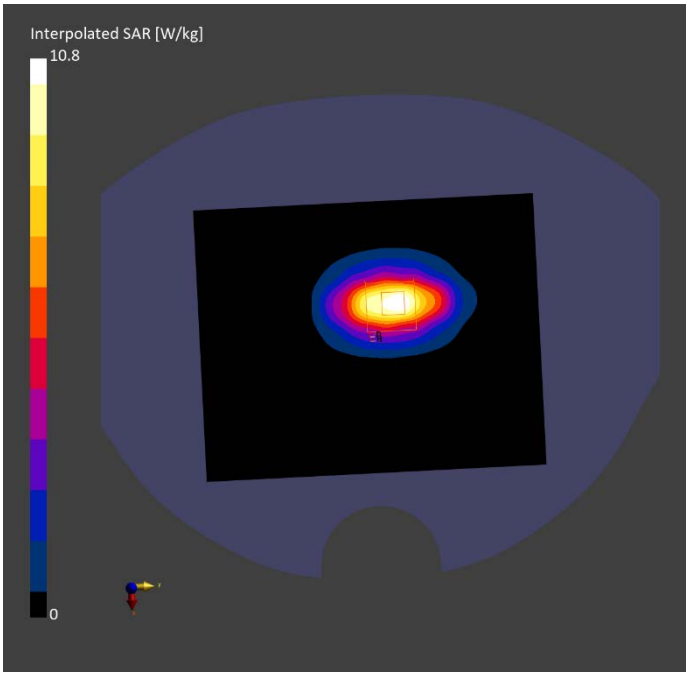
| Phantom | TSL, Measured Date | Probe, Calibration Date | DAE, Calibration Date |
|---|--------------------|-----------------------------|-------------------------|
| Twin-SAM V8.0 (30deg probe tilt) - 2114 | HBBL-600-10000 | EX3DV4 - SN7727, 2023-06-05 | DAE4 Sn1807, 2023-05-15 |

Scan Setup

| | Area Scan | Zoom Scan |
|---------------------|---------------|--------------------|
| Grid Extents [mm] | 120.0 x 150.0 | 30.0 x 30.0 x 30.0 |
| Grid Steps [mm] | 15.0 x 15.0 | 6.0 x 6.0 x 1.5 |
| Sensor Surface [mm] | 3.0 | 1.4 |
| Graded Grid | N/A | Yes |
| Grading Ratio | N/A | 1.5 |
| MAIA | N/A | N/A |
| Surface Detection | VMS + 6p | VMS + 6p |
| Scan Method | Measured | Measured |

Measurement Results

| | Area Scan | Zoom Scan |
|---------------------|---------------|---------------|
| Date | 2023-08-11 | 2023-08-11 |
| psSAR1g [W/kg] | 9.37 | 9.41 |
| psSAR10g [W/kg] | 4.73 | 4.98 |
| Power Drift [dB] | -0.06 | 0.10 |
| Power Scaling | Disabled | Disabled |
| Scaling Factor [dB] | | |
| TSL Correction | No correction | No correction |
| M2/M1 [%] | | 80.8 |
| Dist 3dB Peak [mm] | | 9.6 |



1900MHz

Exposure Conditions

| Phantom Section, TSL | Position, Test Distance [mm] | Band | Group, UID | Frequency [MHz], Channel Number | Conversion Factor | TSL Conductivity [S/m] | TSL Permittivity |
|----------------------|------------------------------|-------|------------|---------------------------------|-------------------|------------------------|------------------|
| Flat, HSL | BACK, 5.00 | D1900 | CW, 0-- | 1900.000, 50 | 8.47 | 1.432 | 39.872 |

Hardware Setup

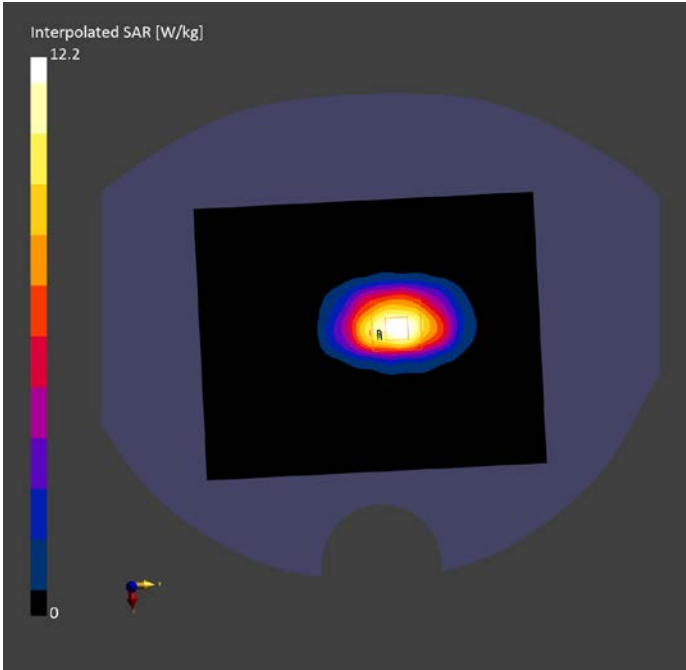
| Phantom | TSL, Measured Date | Probe, Calibration Date | DAE, Calibration Date |
|---|--------------------|-----------------------------|-------------------------|
| Twin-SAM V8.0 (30deg probe tilt) - 2114 | HBBL-600-10000 | EX3DV4 - SN7727, 2023-06-05 | DAE4 Sn1807, 2023-05-15 |

Scan Setup

| | Area Scan | Zoom Scan |
|---------------------|---------------|--------------------|
| Grid Extents [mm] | 120.0 x 150.0 | 30.0 x 30.0 x 30.0 |
| Grid Steps [mm] | 15.0 x 15.0 | 6.0 x 6.0 x 1.5 |
| Sensor Surface [mm] | 3.0 | 1.4 |
| Graded Grid | N/A | Yes |
| Grading Ratio | N/A | 1.5 |
| MAIA | N/A | N/A |
| Surface Detection | VMS + 6p | VMS + 6p |
| Scan Method | Measured | Measured |

Measurement Results

| | Area Scan | Zoom Scan |
|---------------------|---------------|---------------|
| Date | 2023-08-17 | 2023-08-17 |
| psSAR1g [W/kg] | 9.81 | 9.92 |
| psSAR10g [W/kg] | 5.20 | 5.15 |
| Power Drift [dB] | -0.07 | 0.09 |
| Power Scaling | Disabled | Disabled |
| Scaling Factor [dB] | | |
| TSL Correction | No correction | No correction |
| M2/M1 [%] | | 81.0 |
| Dist 3dB Peak [mm] | | 9.2 |



2450MHz

Exposure Conditions

| Phantom Section, TSL | Position, Test Distance [mm] | Band | Group, UID | Frequency [MHz], Channel Number | Conversion Factor | TSL Conductivity [S/m] | TSL Permittivity |
|----------------------|------------------------------|--------|------------|---------------------------------|-------------------|------------------------|------------------|
| Flat, HSL | BACK, 5.00 | CD2450 | CW, 0-- | 2450.000, 50 | 8.08 | 1.826 | 39.946 |

Hardware Setup


| Phantom | TSL, Measured Date | Probe, Calibration Date | DAE, Calibration Date |
|---|--------------------|-----------------------------|-------------------------|
| Twin-SAM V8.0 (30deg probe tilt) - 2114 | HBBL-600-10000 | EX3DV4 - SN7727, 2023-06-05 | DAE4 Sn1807, 2023-05-15 |

Scan Setup

| | Area Scan | Zoom Scan |
|---------------------|---------------|--------------------|
| Grid Extents [mm] | 120.0 x 192.0 | 30.0 x 30.0 x 30.0 |
| Grid Steps [mm] | 12.0 x 12.0 | 5.0 x 5.0 x 1.5 |
| Sensor Surface [mm] | 3.0 | 1.4 |
| Graded Grid | N/A | Yes |
| Grading Ratio | N/A | 1.5 |
| MAIA | N/A | N/A |
| Surface Detection | VMS + 6p | VMS + 6p |
| Scan Method | Measured | Measured |

Measurement Results

| | Area Scan | Zoom Scan |
|---------------------|---------------|---------------|
| Date | 2023-08-23 | 2023-08-23 |
| psSAR1g [W/kg] | 13.31 | 13.42 |
| psSAR10g [W/kg] | 6.15 | 6.33 |
| Power Drift [dB] | 0.10 | -0.07 |
| Power Scaling | Disabled | Disabled |
| Scaling Factor [dB] | | |
| TSL Correction | No correction | No correction |
| M2/M1 [%] | | 79.6 |
| Dist 3dB Peak [mm] | | 9.0 |



2600MHz

Exposure Conditions

| Phantom Section, TSL | Position, Test Distance [mm] | Band | Group, UID | Frequency [MHz], Channel Number | Conversion Factor | TSL Conductivity [S/m] | TSL Permittivity |
|-------------------------|---------------------------------|-------|---------------|---------------------------------------|----------------------|---------------------------|------------------|
| Flat, HSL | BACK, 5.00 | D2600 | CW, 0-- | 2600.000, 50 | 7.9 | 1.974 | 38.95 |

Hardware Setup

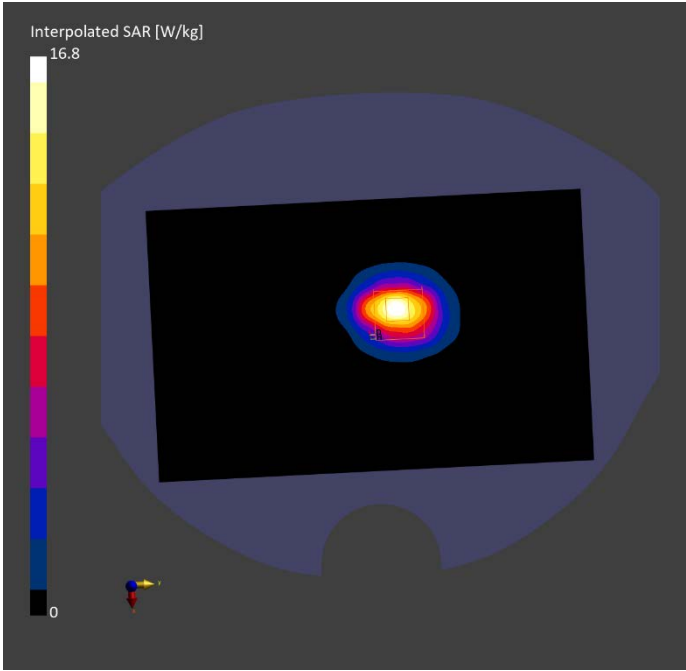
| Phantom | TSL, Measured Date | Probe, Calibration Date | DAE, Calibration Date |
|--|--------------------|-----------------------------|-------------------------|
| Twin-SAM V8.0 (30deg probe tilt) - 2114 | HBBL-600-10000 | EX3DV4 - SN7727, 2023-06-05 | DAE4 Sn1807, 2023-05-15 |

Scan Setup

| | Area Scan | Zoom Scan |
|------------------------|---------------|--------------------|
| Grid Extents [mm] | 120.0 x 192.0 | 30.0 x 30.0 x 30.0 |
| Grid Steps [mm] | 12.0 x 12.0 | 5.0 x 5.0 x 1.5 |
| Sensor Surface [mm] | 3.0 | 1.4 |
| Graded Grid | N/A | Yes |
| Grading Ratio | N/A | 1.5 |
| MAIA | N/A | N/A |
| Surface Detection | VMS + 6p | VMS + 6p |
| Scan Method | Measured | Measured |

Measurement Results

| | Area Scan | Zoom Scan |
|---------------------|---------------|---------------|
| Date | 2023-08-26 | 2023-08-26 |
| psSAR1g [W/kg] | 13.88 | 14.12 |
| psSAR10g [W/kg] | 6.28 | 6.40 |
| Power Drift [dB] | -0.07 | 0.13 |
| Power Scaling | Disabled | Disabled |
| Scaling Factor [dB] | | |
| TSL Correction | No correction | No correction |
| M2/M1 [%] | | 78.6 |
| Dist 3dB Peak [mm] | | 9.0 |



5250MHz

Exposure Conditions

| Phantom Section, TSL | Position, Test Distance [mm] | Band | Group, UID | Frequency [MHz], Channel Number | Conversion Factor | TSL Conductivity [S/m] | TSL Permittivity |
|----------------------|------------------------------|-------|------------|---------------------------------|-------------------|------------------------|------------------|
| Flat, HSL | BACK, 5.00 | D5GHz | CW, 0-- | 5250.000, 25 | 5.77 | 4.809 | 35.324 |

Hardware Setup


| Phantom | TSL, Measured Date | Probe, Calibration Date | DAE, Calibration Date |
|---|--------------------|-----------------------------|-------------------------|
| Twin-SAM V8.0 (30deg probe tilt) - 2114 | HBBL-600-10000 | EX3DV4 - SN7727, 2023-06-05 | DAE4 Sn1807, 2023-05-15 |

Scan Setup

| | Area Scan | Zoom Scan |
|---------------------|---------------|--------------------|
| Grid Extents [mm] | 120.0 x 200.0 | 22.0 x 22.0 x 22.0 |
| Grid Steps [mm] | 10.0 x 10.0 | 4.0 x 4.0 x 1.4 |
| Sensor Surface [mm] | 3.0 | 1.4 |
| Graded Grid | N/A | Yes |
| Grading Ratio | N/A | 1.4 |
| MAIA | N/A | N/A |
| Surface Detection | VMS + 6p | VMS + 6p |
| Scan Method | Measured | Measured |

Measurement Results

| | Area Scan | Zoom Scan |
|---------------------|---------------|---------------|
| Date | 2023-09-01 | 2023-09-01 |
| psSAR1g [W/kg] | 7.73 | 7.91 |
| psSAR10g [W/kg] | 2.16 | 2.25 |
| Power Drift [dB] | 0.13 | -0.09 |
| Power Scaling | Disabled | Disabled |
| Scaling Factor [dB] | | |
| TSL Correction | No correction | No correction |
| M2/M1 [%] | | 65.3 |
| Dist 3dB Peak [mm] | | 6.5 |



5600MHz

Exposure Conditions

| Phantom Section, TSL | Position, Test Distance [mm] | Band | Group, UID | Frequency [MHz], Channel Number | Conversion Factor | TSL Conductivity [S/m] | TSL Permittivity |
|----------------------|------------------------------|-------|------------|---------------------------------|-------------------|------------------------|------------------|
| Flat, HSL | BACK, 5.00 | D5GHz | CW, 0-- | 5600.000, 60 | 5.25 | 4.727 | 36.792 |

Hardware Setup


| Phantom | TSL, Measured Date | Probe, Calibration Date | DAE, Calibration Date |
|---|--------------------|-----------------------------|-------------------------|
| Twin-SAM V8.0 (30deg probe tilt) - 2114 | HBBL-600-10000 | EX3DV4 - SN7727, 2023-06-05 | DAE4 Sn1807, 2023-05-15 |

Scan Setup

| | Area Scan | Zoom Scan |
|---------------------|---------------|--------------------|
| Grid Extents [mm] | 120.0 x 200.0 | 22.0 x 22.0 x 22.0 |
| Grid Steps [mm] | 10.0 x 10.0 | 4.0 x 4.0 x 1.4 |
| Sensor Surface [mm] | 3.0 | 1.4 |
| Graded Grid | N/A | Yes |
| Grading Ratio | N/A | 1.4 |
| MAIA | N/A | N/A |
| Surface Detection | VMS + 6p | VMS + 6p |
| Scan Method | Measured | Measured |

Measurement Results

| | Area Scan | Zoom Scan |
|---------------------|---------------|---------------|
| Date | 2023-09-02 | 2023-09-02 |
| psSAR1g [W/kg] | 8.49 | 8.53 |
| psSAR10g [W/kg] | 2.39 | 2.44 |
| Power Drift [dB] | 0.15 | -0.05 |
| Power Scaling | Disabled | Disabled |
| Scaling Factor [dB] | | |
| TSL Correction | No correction | No correction |
| M2/M1 [%] | | 62.3 |
| Dist 3dB Peak [mm] | | 6.5 |



5750MHz

Exposure Conditions

| Phantom Section, TSL | Position, Test Distance [mm] | Band | Group, UID | Frequency [MHz], Channel Number | Conversion Factor | TSL Conductivity [S/m] | TSL Permittivity |
|----------------------|------------------------------|-------|------------|---------------------------------|-------------------|------------------------|------------------|
| Flat, HSL | BACK, 5.00 | D5GHz | CW, 0-- | 5750.000, 75 | 5.33 | 5.182 | 35.197 |

Hardware Setup


| Phantom | TSL, Measured Date | Probe, Calibration Date | DAE, Calibration Date |
|---|--------------------|-----------------------------|-------------------------|
| Twin-SAM V8.0 (30deg probe tilt) - 2114 | HBBL-600-10000 | EX3DV4 - SN7727, 2023-06-05 | DAE4 Sn1807, 2023-05-15 |

Scan Setup

| | Area Scan | Zoom Scan |
|---------------------|---------------|--------------------|
| Grid Extents [mm] | 120.0 x 200.0 | 22.0 x 22.0 x 22.0 |
| Grid Steps [mm] | 10.0 x 10.0 | 4.0 x 4.0 x 1.4 |
| Sensor Surface [mm] | 3.0 | 1.4 |
| Graded Grid | N/A | Yes |
| Grading Ratio | N/A | 1.4 |
| MAIA | N/A | N/A |
| Surface Detection | VMS + 6p | VMS + 6p |
| Scan Method | Measured | Measured |

Measurement Results

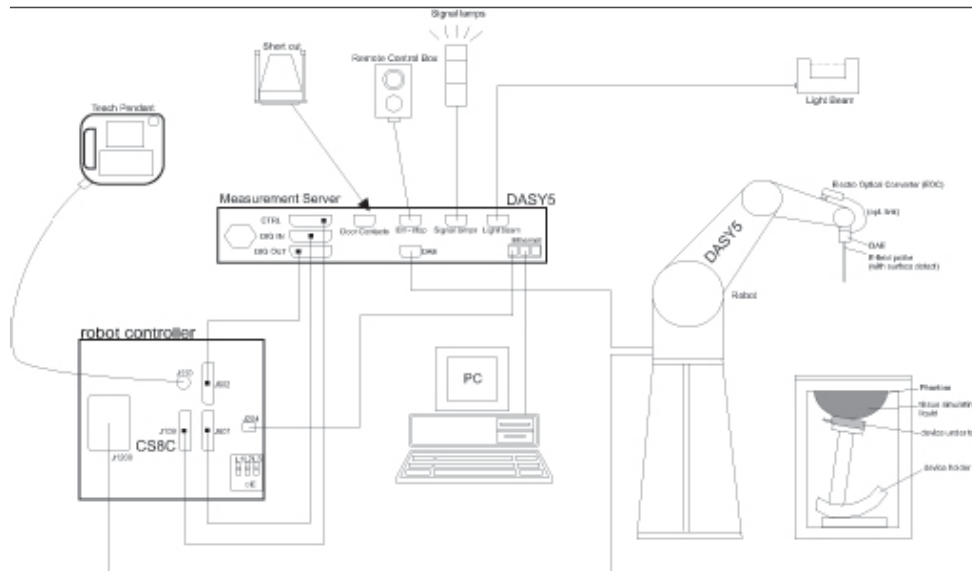
| | Area Scan | Zoom Scan |
|---------------------|---------------|---------------|
| Date | 2023-09-04 | 2023-09-04 |
| psSAR1g [W/kg] | 8.23 | 8.12 |
| psSAR10g [W/kg] | 2.35 | 2.31 |
| Power Drift [dB] | -0.11 | 0.13 |
| Power Scaling | Disabled | Disabled |
| Scaling Factor [dB] | | |
| TSL Correction | No correction | No correction |
| M2/M1 [%] | | 61.5 |
| Dist 3dB Peak [mm] | | 6.6 |



ANNEX C SAR Measurement Setup

C.1 Measurement Set-up

The Dasy4 or DASY5 system for performing compliance tests is illustrated above graphically. This system consists of the following items:



Picture C.1 SAR Lab Test Measurement Set-up

- A standard high precision 6-axis robot (Stäubli TX=RX family) with controller, teach pendant and software. An arm extension for accommodating the data acquisition electronics (DAE).
- An isotropic field probe optimized and calibrated for the targeted measurement.
- A data acquisition electronics (DAE) which performs the signal amplification, signal multiplexing, AD-conversion, offset measurements, mechanical surface detection, collision detection, etc. The unit is battery powered with standard or rechargeable batteries. The signal is optically transmitted to the EOC.
- The Electro-optical converter (EOC) performs the conversion from optical to electrical signals for the digital communication to the DAE. To use optical surface detection, a special version of the EOC is required. The EOC signal is transmitted to the measurement server.
- The function of the measurement server is to perform the time critical tasks such as signal filtering, control of the robot operation and fast movement interrupts.
- The Light Beam used is for probe alignment. This improves the (absolute) accuracy of the probe positioning.
- A computer running WinXP and the DASY4 or DASY5 software.
- Remote control and teach pendant as well as additional circuitry for robot safety such as warning lamps, etc.
- The phantom, the device holder and other accessories according to the targeted measurement.

C.2 Dasy4 or DASY5 E-field Probe System

The SAR measurements were conducted with the dosimetric probe designed in the classical triangular configuration and optimized for dosimetric evaluation. The probe is constructed using the thick film technique; with printed resistive lines on ceramic substrates. The probe is equipped with an optical multifiber line ending at the front of the probe tip. It is connected to the EOC box on the robot arm and provides an automatic detection of the phantom surface. Half of the fibers are connected to a pulsed infrared transmitter, the other half to a synchronized receiver. As the probe approaches the surface, the reflection from the surface produces a coupling from the transmitting to the receiving fibers. This reflection increases first during the approach, reaches maximum and then decreases. If the probe is flatly touching the surface, the coupling is zero. The distance of the coupling maximum to the surface is independent of the surface reflectivity and largely independent of the surface to probe angle. The DASY4 or DASY5 software reads the reflection during a software approach and looks for the maximum using 2nd order curve fitting. The approach is stopped at reaching the maximum.

Probe Specifications:

Model: ES3DV3, EX3DV4
Frequency 10MHz — 6.0GHz(EX3DV4)
Range: 10MHz — 4GHz(ES3DV3)
Calibration: In head and body simulating tissue at
Frequencies from 835 up to 5800MHz
Linearity: ± 0.2 dB(30 MHz to 6 GHz) for EX3DV4
 ± 0.2 dB(30 MHz to 4 GHz) for ES3DV3
DynamicRange: 10 mW/kg — 100W/kg
Probe Length: 330 mm
Probe Tip
Length: 20 mm
Body Diameter: 12 mm
Tip Diameter: 2.5 mm (3.9 mm for ES3DV3)
Tip-Center: 1 mm (2.0mm for ES3DV3)
Application:SAR Dosimetry Testing
Compliance tests of mobile phones
Dosimetry in strong gradient fields



Picture C.2 Near-field Probe



Picture C.3 E-field Probe

C.3 E-field Probe Calibration

Each E-Probe/Probe Amplifier combination has unique calibration parameters. A TEM cell calibration procedure is conducted to determine the proper amplifier settings to enter in the probe parameters. The amplifier settings are determined for a given frequency by subjecting the probe to a known E-field density (1 mW/cm^2) using an RF Signal generator, TEM cell, and RF Power Meter.

The free space E-field from amplified probe outputs is determined in a test chamber. This calibration can be performed in a TEM cell if the frequency is below 1 GHz and in a waveguide or other methodologies above 1 GHz for free space. For the free space calibration, the probe is placed

in the volumetric center of the cavity and at the proper orientation with the field. The probe is then rotated 360 degrees until the three channels show the maximum reading. The power density readings equates to 1 mW/cm².

E-field temperature correlation calibration is performed in a flat phantom filled with the appropriate simulated brain tissue. The E-field in the medium correlates with the temperature rise in the dielectric medium. For temperature correlation calibration a RF transparent thermistor-based temperature probe is used in conjunction with the E-field probe.

$$SAR = C \frac{\Delta T}{\Delta t}$$

Where:

Δt = Exposure time (30 seconds),

C = Heat capacity of tissue (brain or muscle),

ΔT = Temperature increase due to RF exposure.

$$SAR = \frac{|E|^2 \cdot \sigma}{\rho}$$

Where:

σ = Simulated tissue conductivity,

ρ = Tissue density (kg/m³).

C.4 Other Test Equipment

C.4.1 Data Acquisition Electronics(DAE)

The data acquisition electronics consist of a highly sensitive electrometer-grade preamplifier with auto-zeroing, a channel and gain-switching multiplexer, a fast 16 bit AD-converter and a command decoder with a control logic unit. Transmission to the measurement server is accomplished through an optical downlink for data and status information, as well as an optical uplink for commands and the clock.

The mechanical probe mounting device includes two different sensor systems for frontal and sideways probe contacts. They are used for mechanical surface detection and probe collision detection.

The input impedance of the DAE is 200 MOhm; the inputs are symmetrical and floating. Common mode rejection is above 80 dB.



PictureC.4: DAE

C.4.2 Robot

The SPEAG DASY system uses the high precision robots (DASY4: RX90XL; DASY5: RX160L) type from Stäubli SA (France). For the 6-axis controller system, the robot controller version from Stäubli is used. The Stäubli robot series have many features that are important for our application:

- High precision (repeatability 0.02mm)
- High reliability (industrial design)
- Low maintenance costs (virtually maintenance free due to direct drive gears; no belt drives)
- Jerk-free straight movements (brushless synchron motors; no stepper motors)
- Low ELF interference (motor control fields shielded via the closed metallic construction shields)



Picture C.5 DASY 4



Picture C.6 DASY 5

C.4.3 Measurement Server

The Measurement server is based on a PC/104 CPU board with CPU (dasy4: 166 MHz, Intel Pentium; DASY5: 400 MHz, Intel Celeron), chipdisk (DASY4: 32 MB; DASY5: 128MB), RAM (DASY4: 64 MB, DASY5: 128MB). The necessary circuits for communication with the DAE electronic box, as well as the 16 bit AD converter system for optical detection and digital I/O interface are contained on the DASY I/O board, which is directly connected to the PC/104 bus of the CPU board.

The measurement server performs all real-time data evaluation of field measurements and surface detection, controls robot movements and handles safety operation. The PC operating system cannot interfere with these time critical processes. All connections are supervised by a watchdog, and disconnection of any of the cables to the measurement server will automatically disarm the robot and disable all program-controlled robot movements. Furthermore, the measurement server is equipped with an expansion port which is reserved for future applications. Please note that this expansion port does not have a standardized pinout, and therefore only devices provided by SPEAG can be connected. Devices from any other supplier could seriously damage the measurement server.



Picture C.7 Server for DASY 4



Picture C.8 Server for DASY 5

C.4.4 Device Holder for Phantom

The SAR in the phantom is approximately inversely proportional to the square of the distance between the source and the liquid surface. For a source at 5mm distance, a positioning uncertainty of $\pm 0.5\text{mm}$ would produce a SAR uncertainty of $\pm 20\%$. Accurate device positioning is therefore crucial for accurate and repeatable measurements. The positions in which the devices must be measured are defined by the standards.

The DASY device holder is designed to cope with the different positions given in the standard. It has two scales for device rotation (with respect to the body axis) and device inclination (with respect to the line between the ear reference points). The rotation centers for both scales are the ear reference point (ERP). Thus the device needs no repositioning when changing the angles.

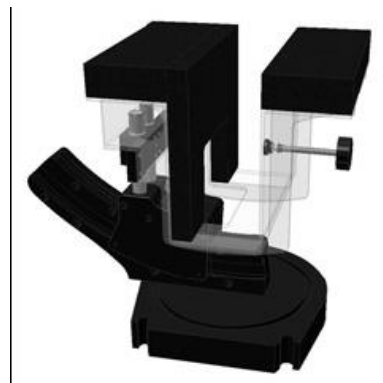
The DASY device holder is constructed of low-loss POM material having the following dielectric parameters: relative permittivity $\epsilon = 3$ and loss tangent $\delta = 0.02$. The amount of dielectric material has been reduced in the closest vicinity of the device, since measurements have suggested that the influence of the clamp on the test results could thus be lowered.

<Laptop Extension Kit>

The extension is lightweight and made of POM, acrylic glass and foam. It fits easily on the upper part of the Mounting Device in place of the phone positioner. The extension is fully compatible with the Twin-SAM and ELI phantoms.



Picture C.9-1: Device Holder



Picture C.9-2: Laptop Extension Kit

C.4.5 Phantom

The SAM Twin Phantom V4.0 is constructed of a fiberglass shell integrated in a table. The shape of the shell is based on data from an anatomical study designed to

Represent the 90th percentile of the population. The phantom enables the dissymmetric evaluation of SAR for both left and right handed handset usage, as well as body-worn usage using the flat phantom region. Reference markings on the Phantom allow the complete setup of all predefined

phantom positions and measurement grids by manually teaching three points in the robot. The shell phantom has a 2mm shell thickness (except the ear region where shell thickness increases to 6 mm).

Shell Thickness: 2 ± 0.2 mm

Filling Volume: Approx. 25 liters

Dimensions: 810 x 1000 x 500 mm (H x L x W)

Available: Special

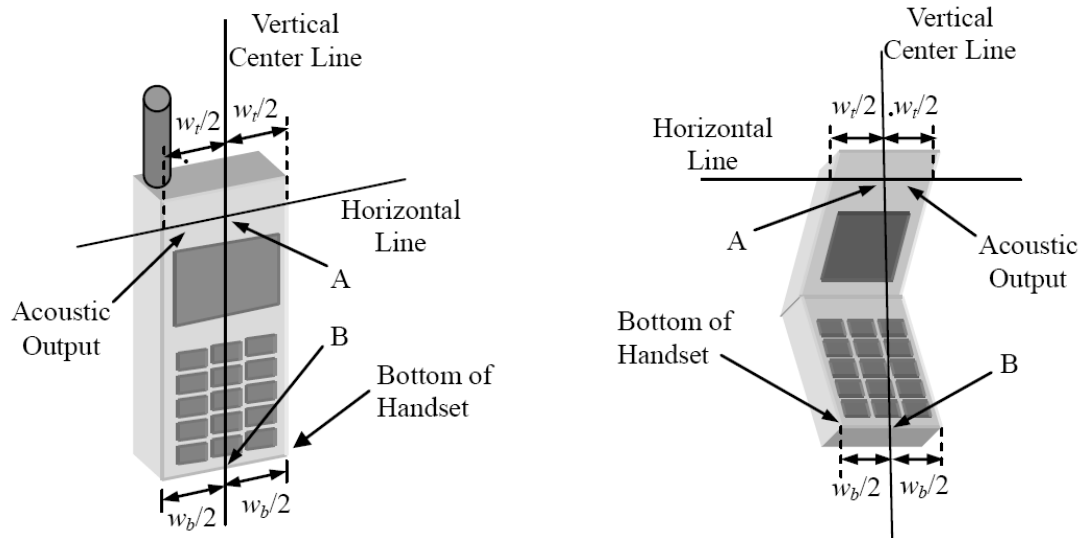


Picture C.10: SAM Twin Phantom

ANNEX D Position of the wireless device in relation to the phantom

D.1 General considerations

This standard specifies two handset test positions against the head phantom – the “cheek” position and the “tilt” position.



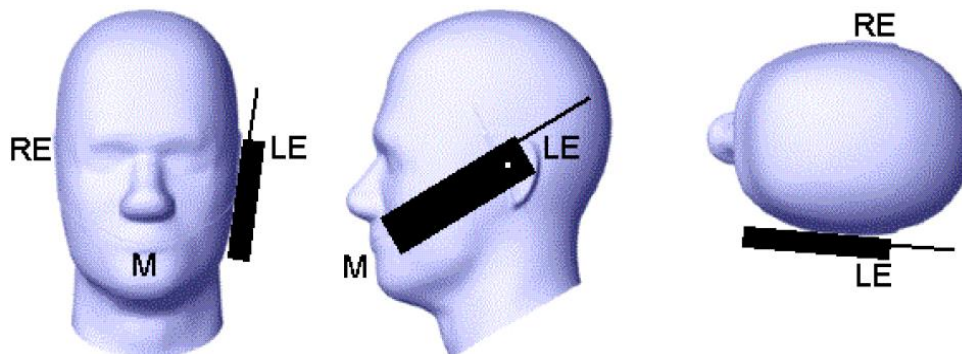
w_t Width of the handset at the level of the acoustic

w_b Width of the bottom of the handset

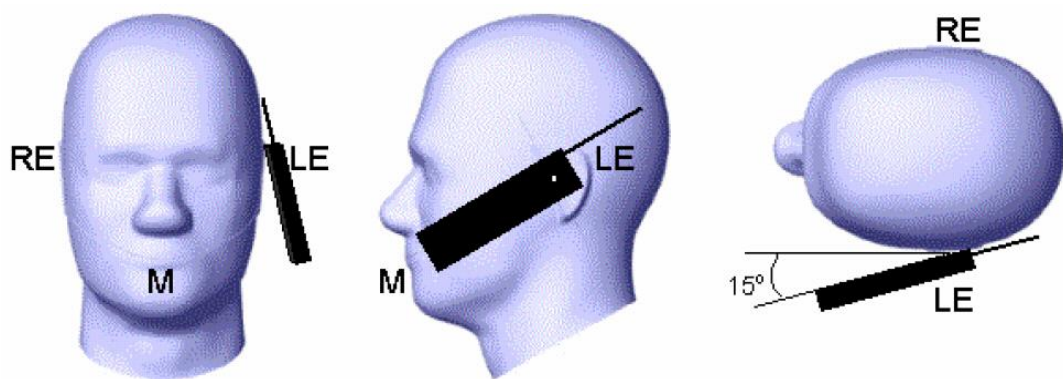
A Midpoint of the width w_t of the handset at the level of the acoustic output

B Midpoint of the width w_b of the bottom of the handset

Picture D.1-a Typical “fixed” case handset Picture D.1-b Typical “clam-shell” case handset



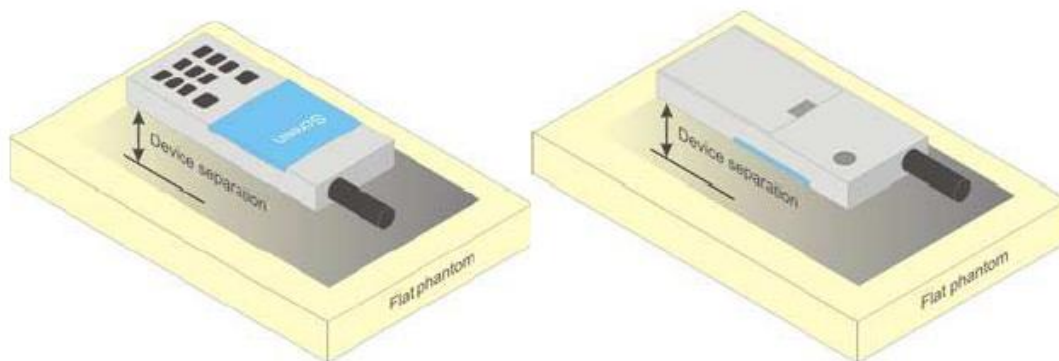
Picture D.2 Cheek position of the wireless device on the left side of SAM



Picture D.3 Tilt position of the wireless device on the left side of SAM

D.2 Body-worn device

A typical example of a body-worn device is a mobile phone, wireless enabled PDA or other battery operated wireless device with the ability to transmit while mounted on a person's body using a carry accessory approved by the wireless device manufacturer.

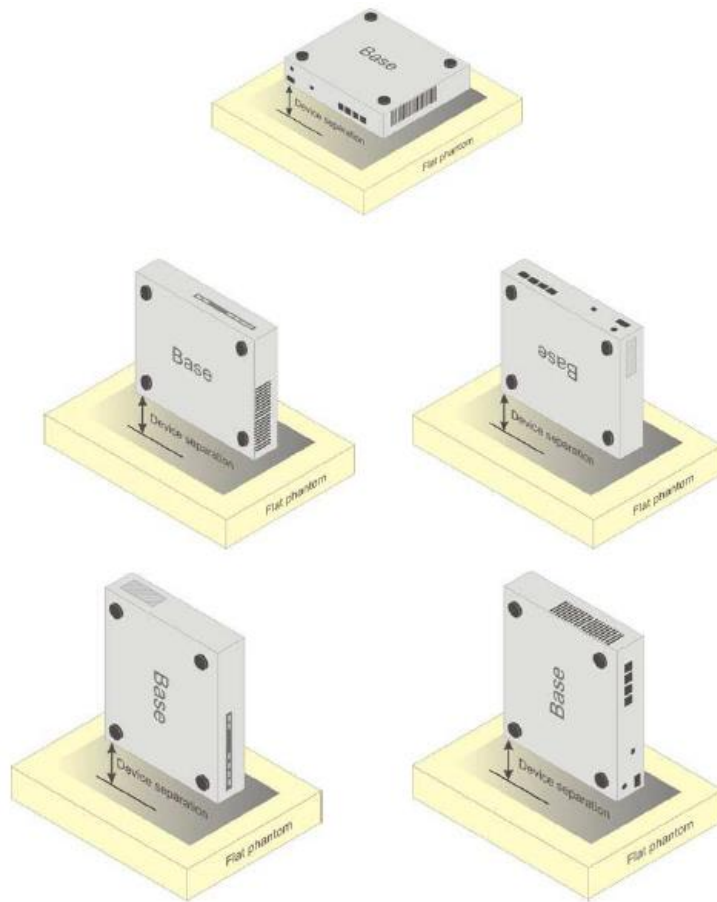


Picture D.4 Test positions for body-worn devices

D.3 Desktop device

A typical example of a desktop device is a wireless enabled desktop computer placed on a table or desk when used.

The DUT shall be positioned at the distance and in the orientation to the phantom that corresponds to the intended use as specified by the manufacturer in the user instructions. For devices that employ an external antenna with variable positions, tests shall be performed for all antenna positions specified. Picture 8.5 show positions for desktop device SAR tests. If the intended use is not specified, the device shall be tested directly against the flat phantom.



Picture D.5 Test positions for desktop devices

D.4 DUT Setup Photos



Picture D.6

ANNEX E Equivalent Media Recipes

The liquid used for the frequency range of 800-3000 MHz consisted of water, sugar, salt, preventol, glycol monobutyl and Cellulose. The liquid has been previously proven to be suited for worst-case. The Table E.1 shows the detail solution. It's satisfying the latest tissue dielectric parameters requirements proposed by the IEEE 1528 and IEC 62209.

TableE.1: Composition of the Tissue Equivalent Matter

| Frequency (MHz) | 835Head | 835Body | 1900 Head | 1900 Body | 2450 Head | 2450 Body | 5800 Head | 5800 Body |
|------------------------------------|----------------------------------|----------------------------------|----------------------------------|----------------------------------|----------------------------------|----------------------------------|----------------------------------|----------------------------------|
| Ingredients (% by weight) | | | | | | | | |
| Water | 41.45 | 52.5 | 55.242 | 69.91 | 58.79 | 72.60 | 65.53 | 65.53 |
| Sugar | 56.0 | 45.0 | \ | \ | \ | \ | \ | \ |
| Salt | 1.45 | 1.4 | 0.306 | 0.13 | 0.06 | 0.18 | \ | \ |
| Preventol | 0.1 | 0.1 | \ | \ | \ | \ | \ | \ |
| Cellulose | 1.0 | 1.0 | \ | \ | \ | \ | \ | \ |
| Glycol Monobutyl | \ | \ | 44.452 | 29.96 | 41.15 | 27.22 | \ | \ |
| Diethylenglycol monohexylether | \ | \ | \ | \ | \ | \ | 17.24 | 17.24 |
| Triton X-100 | \ | \ | \ | \ | \ | \ | 17.24 | 17.24 |
| Dielectric Parameters Target Value | $\epsilon=41.5$ $\sigma=0.90$ | $\epsilon=55.2$ $\sigma=0.97$ | $\epsilon=40.0$ $\sigma=1.40$ | $\epsilon=53.3$ $\sigma=1.52$ | $\epsilon=39.2$ $\sigma=1.80$ | $\epsilon=52.7$ $\sigma=1.95$ | $\epsilon=35.3$ $\sigma=5.27$ | $\epsilon=48.2$ $\sigma=6.00$ |

Note: There are a little adjustment respectively for 750, 1750, 2600, 5200, 5300 and 5600 based on the recipe of closest frequency in table E.1.

ANNEX F System Validation

The SAR system must be validated against its performance specifications before it is deployed. When SAR probes, system components or software are changed, upgraded or recalibrated, these must be validated with the SAR system(s) that operates with such components.

Table F.1: System Validation for 7727

| Probe SN. | Liquid name | Validation date | Frequency point | Status (OK or Not) |
|-----------|-------------|-----------------|-----------------|--------------------|
| 7727 | H650-7000M | July.8,2023 | 750 MHz | OK |
| 7727 | H650-7000M | July.8,2023 | 900 MHz | OK |
| 7727 | H650-7000M | July.8,2023 | 1450 MHz | OK |
| 7727 | H650-7000M | July.8,2023 | 1750 MHz | OK |
| 7727 | H650-7000M | July.9,2023 | 1900 MHz | OK |
| 7727 | H650-7000M | July.9,2023 | 2100 MHz | OK |
| 7727 | H650-7000M | July.9,2023 | 2300 MHz | OK |
| 7727 | H650-7000M | July.11,2023 | 2450 MHz | OK |
| 7727 | H650-7000M | July.11,2023 | 2600 MHz | OK |
| 7727 | H650-7000M | July.11,2023 | 3500 MHz | OK |
| 7727 | H650-7000M | July.11,2023 | 3700 MHz | OK |
| 7727 | H650-7000M | July.11,2023 | 3900 MHz | OK |
| 7727 | H650-7000M | July.12,2023 | 5250 MHz | OK |
| 7727 | H650-7000M | July.12,2023 | 5600 MHz | OK |
| 7727 | H650-7000M | July.12,2023 | 5800 MHz | OK |

ANNEX G Probe Calibration Certificate

Probe 7727 Calibration Certificate



Add: No.52 HuaYuanBei Road, Haidian District, Beijing, 100191, China
Tel: +86-10-62304633-2117
E-mail: emf@caict.ac.cn http://www.caict.ac.cn



中国认可
国际互认
校准
CALIBRATION
CNAS L0570

CAICT

Client **CTTL**

Certificate No: **J23Z60233**

CALIBRATION CERTIFICATE

Object **EX3DV4 - SN : 7727**

Calibration Procedure(s) **FF-Z11-004-02**
Calibration Procedures for Dosimetric E-field Probes

Calibration date: **June 05, 2023**

This calibration Certificate documents the traceability to national standards, which realize the physical units of measurements(SI). The measurements and the uncertainties with confidence probability are given on the following pages and are part of the certificate.

All calibrations have been conducted in the closed laboratory facility: environment temperature(22±3)°C and humidity<70%.

Calibration Equipment used (M&TE critical for calibration)

| Primary Standards | ID # | Cal Date(Calibrated by, Certificate No.) | Scheduled Calibration |
|--------------------------|-------------|--|-----------------------|
| Power Meter NRP2 | 101919 | 14-Jun-22(CTTL, No.J22X04181) | Jun-23 |
| Power sensor NRP-Z91 | 101547 | 14-Jun-22(CTTL, No.J22X04181) | Jun-23 |
| Power sensor NRP-Z91 | 101548 | 14-Jun-22(CTTL, No.J22X04181) | Jun-23 |
| Reference 10dBAttenuator | 18N50W-10dB | 19-Jan-23(CTTL, No.J23X00212) | Jan-25 |
| Reference 20dBAttenuator | 18N50W-20dB | 19-Jan-23(CTTL, No.J23X00211) | Jan-25 |
| OCP DAK-3.5 | SN 1040 | 18-Jan-23(SPEAG, No.OCP-DAK3.5-1040_Jan23) | Jan-24 |
| Reference Probe EX3DV4 | SN 7517 | 27-Jan-23(SPEAG, No.EX-7517_Jan23) | Jan-24 |
| DAE4 | SN 1555 | 25-Aug-22(SPEAG, No.DAE4-1555_Aug22) | Aug-23 |
| Secondary Standards | ID # | Cal Date(Calibrated by, Certificate No.) | Scheduled Calibration |
| SignalGenerator MG3700A | 6201052605 | 14-Jun-22(CTTL, No.J22X04182) | Jun-23 |
| Network Analyzer E5071C | MY46110673 | 10-Jan-23(CTTL, No.J23X00104) | Jan-24 |
| Reference 10dBAttenuator | BT0520 | 11-May-23(CTTL, No.J23X04061) | May-25 |
| Reference 20dBAttenuator | BT0267 | 11-May-23(CTTL, No.J23X04062) | May-25 |

| | Name | Function | Signature |
|----------------|-------------|--------------------|-----------|
| Calibrated by: | Yu Zongying | SAR Test Engineer | |
| Reviewed by: | Lin Hao | SAR Test Engineer | |
| Approved by: | Qi Dianyuan | SAR Project Leader | |

Issued: June 09, 2023

This calibration certificate shall not be reproduced except in full without written approval of the laboratory.

Certificate No: J23Z60233

Page 1 of 22



In Collaboration with

s p e a g
CALIBRATION LABORATORY

CAICT

Add: No.52 HuaYuanBei Road, Haidian District, Beijing, 100191, China

Tel: +86-10-62304633-2117

E-mail: emf@caict.ac.cn

<http://www.caict.ac.cn>

Glossary:

| | |
|-----------------------|---|
| TSL | tissue simulating liquid |
| NORM _{x,y,z} | sensitivity in free space |
| ConvF | sensitivity in TSL / NORM _{x,y,z} |
| DCP | diode compression point |
| CF | crest factor (1/duty_cycle) of the RF signal |
| A,B,C,D | modulation dependent linearization parameters |
| Polarization Φ | Φ rotation around probe axis |
| Polarization θ | θ rotation around an axis that is in the plane normal to probe axis (at measurement center), i $\theta=0$ is normal to probe axis |

Connector Angle information used in DASY system to align probe sensor X to the robot coordinate system

Calibration is Performed According to the Following Standards:

- IEEE Std 1528-2013, "IEEE Recommended Practice for Determining the Peak Spatial-Averaged Specific Absorption Rate (SAR) in the Human Head from Wireless Communications Devices: Measurement Techniques", June 2013
- IEC 62209-1, "Measurement procedure for the assessment of Specific Absorption Rate (SAR) from hand-held and body-mounted devices used next to the ear (frequency range of 300 MHz to 6 GHz)", July 2016
- IEC 62209-2, "Procedure to determine the Specific Absorption Rate (SAR) for wireless communication devices used in close proximity to the human body (frequency range of 30 MHz to 6 GHz)", March 2010
- KDB 865664, "SAR Measurement Requirements for 100 MHz to 6 GHz"

Methods Applied and Interpretation of Parameters:

- NORM_{x,y,z}**: Assessed for E-field polarization $\theta=0$ ($f \leq 900$ MHz in TEM-cell; $f > 1800$ MHz: waveguide). NORM_{x,y,z} are only intermediate values, i.e., the uncertainties of NORM_{x,y,z} does not effect the E^2 -field uncertainty inside TSL (see below ConvF).
- NORM(f)_{x,y,z} = NORM_{x,y,z} * frequency_response** (see Frequency Response Chart). This linearization is implemented in DASY4 software versions later than 4.2. The uncertainty of the frequency response is included in the stated uncertainty of ConvF.
- DCP_{x,y,z}**: DCP are numerical linearization parameters assessed based on the data of power sweep (no uncertainty required). DCP does not depend on frequency nor media.
- PAR**: PAR is the Peak to Average Ratio that is not calibrated but determined based on the signal characteristics.
- A_{x,y,z}; B_{x,y,z}; C_{x,y,z}; VR_{x,y,z}; A,B,C** are numerical linearization parameters assessed based on the data of power sweep for specific modulation signal. The parameters do not depend on frequency nor media. VR is the maximum calibration range expressed in RMS voltage across the diode.
- ConvF and Boundary Effect Parameters**: Assessed in flat phantom using E-field (or Temperature Transfer Standard for $f \leq 800$ MHz) and inside waveguide using analytical field distributions based on power measurements for $f > 800$ MHz. The same setups are used for assessment of the parameters applied for boundary compensation (alpha, depth) of which typical uncertainty valued are given. These parameters are used in DASY4 software to improve probe accuracy close to the boundary. The sensitivity in TSL corresponds to NORM_{x,y,z} * ConvF whereby the uncertainty corresponds to that given for ConvF. A frequency dependent ConvF is used in DASY version 4.4 and higher which allows extending the validity from ± 50 MHz to ± 100 MHz.
- Spherical isotropy (3D deviation from isotropy)**: in a field of low gradients realized using a flat phantom exposed by a patch antenna.
- Sensor Offset**: The sensor offset corresponds to the offset of virtual measurement center from the probe tip (on probe axis). No tolerance required.
- Connector Angle**: The angle is assessed using the information gained by determining the NORM_x (no uncertainty required).

Add: No.52 HuaYuanBei Road, Haidian District, Beijing, 100191, China
Tel: +86-10-62304633-2117
E-mail: emf@caict.ac.cn <http://www.caict.ac.cn>

DASY/EASY – Parameters of Probe: EX3DV4 – SN: 7727

Basic Calibration Parameters

| | Sensor X | Sensor Y | Sensor Z | Unc (k=2) |
|--------------------------------------|----------|----------|----------|-----------|
| Norm($\mu V/(V/m)^2$) ^A | 0.47 | 0.48 | 0.38 | ±10.0% |
| DCP(mV) ^B | 102.0 | 105.2 | 100.5 | |

Calibration Results for Modulation Response

| UID | Communication System Name | | A dB | B dB $\sqrt{\mu V}$ | C | D dB | VR mV | Max Dev. | Max Unc ^E (k=2) |
|-----------|-----------------------------|---|---------|------------------------|-------|---------|----------|-------------|----------------------------------|
| 0 | CW | X | 0.0 | 0.0 | 1.0 | 0.00 | 168.3 | ±2.5% | ±4.7% |
| | | Y | 0.0 | 0.0 | 1.0 | | 172.7 | | |
| | | Z | 0.0 | 0.0 | 1.0 | | 145.7 | | |
| 10352-AAA | Pulse Waveform (200Hz, 10%) | X | 1.45 | 60.00 | 5.24 | 10.00 | 60 | ±3.6% | ±9.6% |
| | | Y | 1.58 | 60.61 | 5.86 | | 60 | | |
| | | Z | 1.36 | 60.00 | 5.66 | | 60 | | |
| 10353-AAA | Pulse Waveform (200Hz, 20%) | X | 46.00 | 72.00 | 7.00 | 6.99 | 80 | ±2.2% | ±9.6% |
| | | Y | 0.80 | 60.00 | 4.25 | | 80 | | |
| | | Z | 6.00 | 68.00 | 7.00 | | 80 | | |
| 10354-AAA | Pulse Waveform (200Hz, 40%) | X | 0.00 | 69.85 | 39.37 | 3.98 | 95 | ±3.0% | ±9.6% |
| | | Y | 0.07 | 160.00 | 18.62 | | 95 | | |
| | | Z | 0.00 | 159.90 | 19.34 | | 95 | | |
| 10355-AAA | Pulse Waveform (200Hz, 60%) | X | 0.00 | 113.74 | 99.96 | 2.22 | 120 | ±3.3% | ±9.6% |
| | | Y | 0.00 | 64.51 | 42.10 | | 120 | | |
| | | Z | 0.51 | 85.10 | 0.67 | | 120 | | |
| 10387-AAA | QPSK Waveform, 1 MHz | X | 0.89 | 160.00 | 87.59 | 1.00 | 150 | ±3.1% | ±9.6% |
| | | Y | 20.00 | 142.19 | 41.78 | | 150 | | |
| | | Z | 20.00 | 154.70 | 47.89 | | 150 | | |
| 10388-AAA | QPSK Waveform, 10 MHz | X | 20.00 | 134.83 | 42.45 | 0.00 | 150 | ±2.4% | ±9.6% |
| | | Y | 11.01 | 103.50 | 28.52 | | 150 | | |
| | | Z | 20.00 | 115.38 | 32.38 | | 150 | | |
| 10396-AAA | 64-QAM Waveform, 100 kHz | X | 2.75 | 83.44 | 29.81 | 3.01 | 150 | ±1.4% | ±9.6% |
| | | Y | 1.92 | 69.46 | 20.49 | | 150 | | |
| | | Z | 1.88 | 69.78 | 21.20 | | 150 | | |
| 10414-AAA | WLAN CCDF, 64-QAM, 40MHz | X | 5.32 | 75.63 | 21.26 | 0.00 | 150 | ±3.3% | ±9.6% |
| | | Y | 4.17 | 69.30 | 17.33 | | 150 | | |
| | | Z | 4.31 | 70.05 | 17.92 | | 150 | | |

Note: For details on UID parameters see Appendix

The reported uncertainty of measurement is stated as the standard uncertainty of Measurement multiplied by the coverage factor $k=2$, which for a normal distribution Corresponds to a coverage probability of approximately 95%.

^A The uncertainties of Norm X, Y, Z do not affect the E²-field uncertainty inside TSL (see Page 5).

^B Numerical linearization parameter: uncertainty not required.

^E Uncertainty is determined using the max. deviation from linear response applying rectangular distribution and is expressed for the square of the field value.



In Collaboration with
s p e a g
CALIBRATION LABORATORY



Add: No.52 HuaYuanBei Road, Haidian District, Beijing, 100191, China
Tel: +86-10-62304633-2117
E-mail: cmf@caict.ac.cn <http://www.caict.ac.cn>

DASY/EASY – Parameters of Probe: EX3DV4 – SN: 7727

Sensor Model Parameters

| | C1 fF | C2 fF | α V ⁻¹ | T1 ms.V ⁻² | T2 ms.V ⁻¹ | T3 ms | T4 V ⁻² | T5 V ⁻¹ | T6 |
|---|----------|----------|-----------------------------|--------------------------|--------------------------|----------|-----------------------|-----------------------|------|
| X | 7.64 | 55.26 | 34.90 | 0.92 | 0.00 | 4.90 | 0.00 | 0.01 | 1.01 |
| Y | 7.95 | 57.30 | 33.78 | 2.12 | 0.00 | 4.90 | 0.02 | 0.03 | 1.01 |
| Z | 7.87 | 57.93 | 35.18 | 1.93 | 0.00 | 4.90 | 0.00 | 0.00 | 1.01 |

Other Probe Parameters

| | |
|---|------------|
| Sensor Arrangement | Triangular |
| Connector Angle (°) | 156.2 |
| Mechanical Surface Detection Mode | enabled |
| Optical Surface Detection Mode | disable |
| Probe Overall Length | 337mm |
| Probe Body Diameter | 10mm |
| Tip Length | 9mm |
| Tip Diameter | 2.5mm |
| Probe Tip to Sensor X Calibration Point | 1mm |
| Probe Tip to Sensor Y Calibration Point | 1mm |
| Probe Tip to Sensor Z Calibration Point | 1mm |
| Recommended Measurement Distance from Surface | 1.4mm |



In Collaboration with
s p e a g
CALIBRATION LABORATORY



Add: No.52 HuaYuanBei Road, Haidian District, Beijing, 100191, China
Tel: +86-10-62304633-2117
E-mail: emf@caict.ac.cn <http://www.caict.ac.cn>

DASY/EASY – Parameters of Probe: EX3DV4 – SN:7727

Calibration Parameter Determined in Head Tissue Simulating Media

| f [MHz] ^C | Relative Permittivity ^F | Conductivity (S/m) ^F | ConvF X | ConvF Y | ConvF Z | Alpha ^G | Depth ^G (mm) | Unct. (k=2) |
|----------------------|------------------------------------|---------------------------------|---------|---------|---------|--------------------|-------------------------|-------------|
| 750 | 41.9 | 0.89 | 10.31 | 10.31 | 10.31 | 0.15 | 1.35 | ± 12.7% |
| 900 | 41.5 | 0.97 | 9.97 | 9.97 | 9.97 | 0.16 | 1.35 | ± 12.7% |
| 1450 | 40.5 | 1.20 | 8.97 | 8.97 | 8.97 | 0.12 | 1.33 | ± 12.7% |
| 1750 | 40.1 | 1.37 | 8.65 | 8.65 | 8.65 | 0.20 | 1.09 | ± 12.7% |
| 1900 | 40.0 | 1.40 | 8.47 | 8.47 | 8.47 | 0.24 | 1.05 | ± 12.7% |
| 2100 | 39.8 | 1.49 | 8.45 | 8.45 | 8.45 | 0.22 | 1.11 | ± 12.7% |
| 2300 | 39.5 | 1.67 | 8.30 | 8.30 | 8.30 | 0.61 | 0.66 | ± 12.7% |
| 2450 | 39.2 | 1.80 | 8.08 | 8.08 | 8.08 | 0.55 | 0.72 | ± 12.7% |
| 2600 | 39.0 | 1.96 | 7.90 | 7.90 | 7.90 | 0.41 | 0.86 | ± 12.7% |
| 3300 | 38.2 | 2.71 | 7.44 | 7.44 | 7.44 | 0.38 | 1.02 | ± 13.9% |
| 3500 | 37.9 | 2.91 | 7.23 | 7.23 | 7.23 | 0.42 | 1.00 | ± 13.9% |
| 3700 | 37.7 | 3.12 | 7.02 | 7.02 | 7.02 | 0.41 | 1.00 | ± 13.9% |
| 3900 | 37.5 | 3.32 | 6.91 | 6.91 | 6.91 | 0.35 | 1.35 | ± 13.9% |
| 4100 | 37.2 | 3.53 | 6.82 | 6.82 | 6.82 | 0.30 | 1.38 | ± 13.9% |
| 4200 | 37.1 | 3.63 | 6.72 | 6.72 | 6.72 | 0.30 | 1.50 | ± 13.9% |
| 4400 | 36.9 | 3.84 | 6.62 | 6.62 | 6.62 | 0.30 | 1.50 | ± 13.9% |
| 4600 | 36.7 | 4.04 | 6.54 | 6.54 | 6.54 | 0.40 | 1.30 | ± 13.9% |
| 4800 | 36.4 | 4.25 | 6.55 | 6.55 | 6.55 | 0.30 | 1.80 | ± 13.9% |
| 4950 | 36.3 | 4.40 | 6.20 | 6.20 | 6.20 | 0.40 | 1.38 | ± 13.9% |
| 5250 | 35.9 | 4.71 | 5.77 | 5.77 | 5.77 | 0.40 | 1.45 | ± 13.9% |
| 5600 | 35.5 | 5.07 | 5.25 | 5.25 | 5.25 | 0.45 | 1.40 | ± 13.9% |
| 5750 | 35.4 | 5.22 | 5.33 | 5.33 | 5.33 | 0.40 | 1.50 | ± 13.9% |

^C Frequency validity above 300 MHz of ±100MHz only applies for DASY v4.4 and higher (Page 2), else it is restricted to ±50MHz. The uncertainty is the RSS of ConvF uncertainty at calibration frequency and the uncertainty for the indicated frequency band. Frequency validity below 300 MHz is ± 10, 25, 40, 50 and 70 MHz for ConvF assessments at 30, 64, 128, 150 and 220 MHz respectively. Above 5 GHz frequency validity can be extended to ± 110 MHz.

^F At frequency up to 6 GHz, the validity of tissue parameters (ϵ and σ) can be relaxed to ±10% if liquid compensation formula is applied to measured SAR values. The uncertainty is the RSS of the ConvF uncertainty for indicated target tissue parameters.

^G Alpha/Depth are determined during calibration. SPEAG warrants that the remaining deviation due to the boundary effect after compensation is always less than ± 1% for frequencies below 3 GHz and below ± 2% for the frequencies between 3-6 GHz at any distance larger than half the probe tip diameter from the boundary.

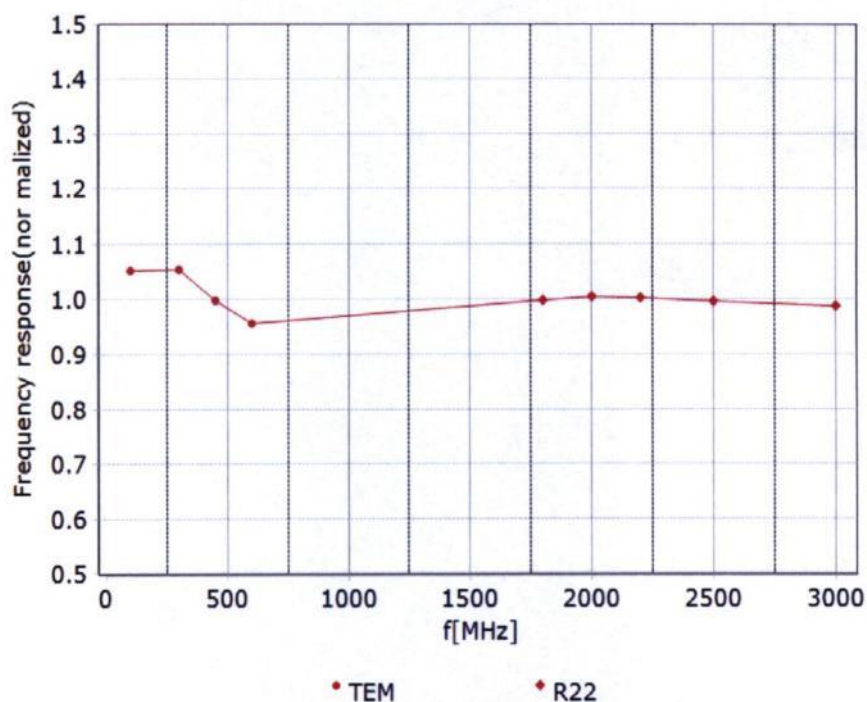


In Collaboration with
s p e a g
CALIBRATION LABORATORY



Add: No.52 HuaYuanBei Road, Haidian District, Beijing, 100191, China
Tel: +86-10-62304633-2117
E-mail: emf@caict.ac.cn <http://www.caict.ac.cn>

Frequency Response of E-Field (TEM-Cell: ifi110 EXX, Waveguide: R22)



Uncertainty of Frequency Response of E-field: $\pm 7.4\%$ ($k=2$)



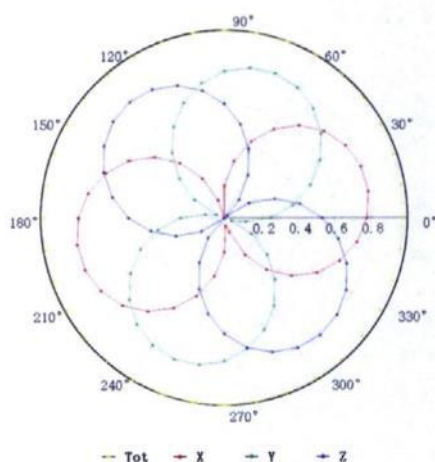
In Collaboration with
s p e a g
CALIBRATION LABORATORY



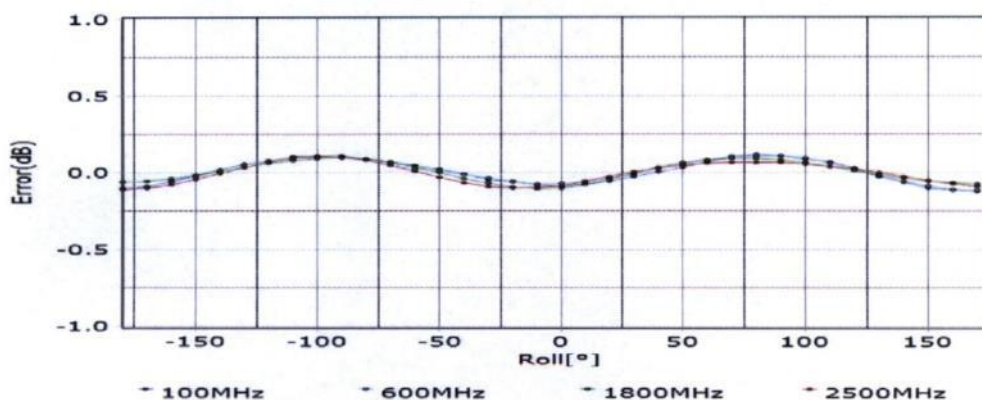
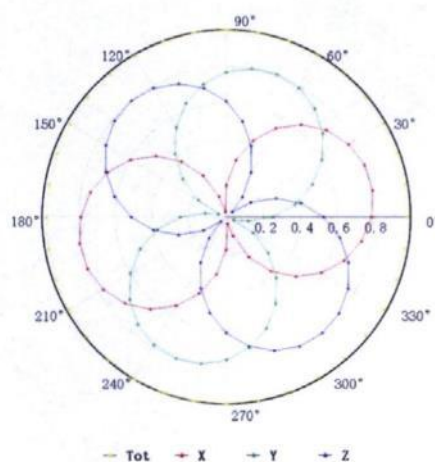
Add: No.52 HuaYuanBei Road, Haidian District, Beijing, 100191, China
Tel: +86-10-62304633-2117
E-mail: emf@caict.ac.cn <http://www.caict.ac.cn>

Receiving Pattern (Φ), $\theta=0^\circ$

f=600 MHz, TEM



f=1800 MHz, R22



Uncertainty of Axial Isotropy Assessment: $\pm 1.2\%$ ($k=2$)

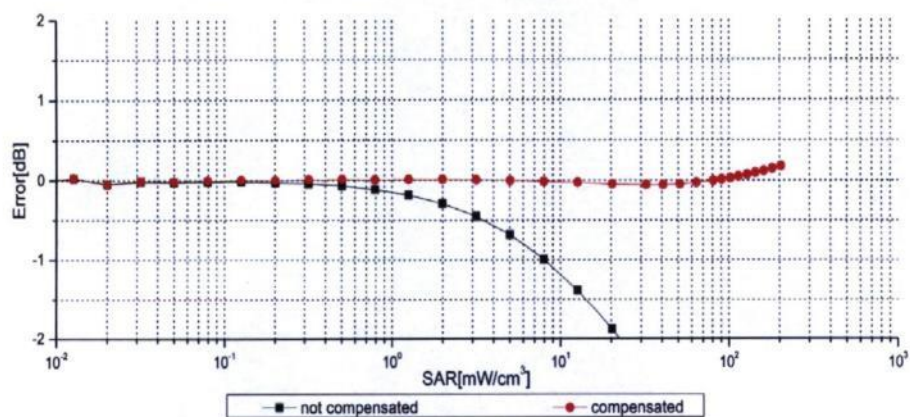
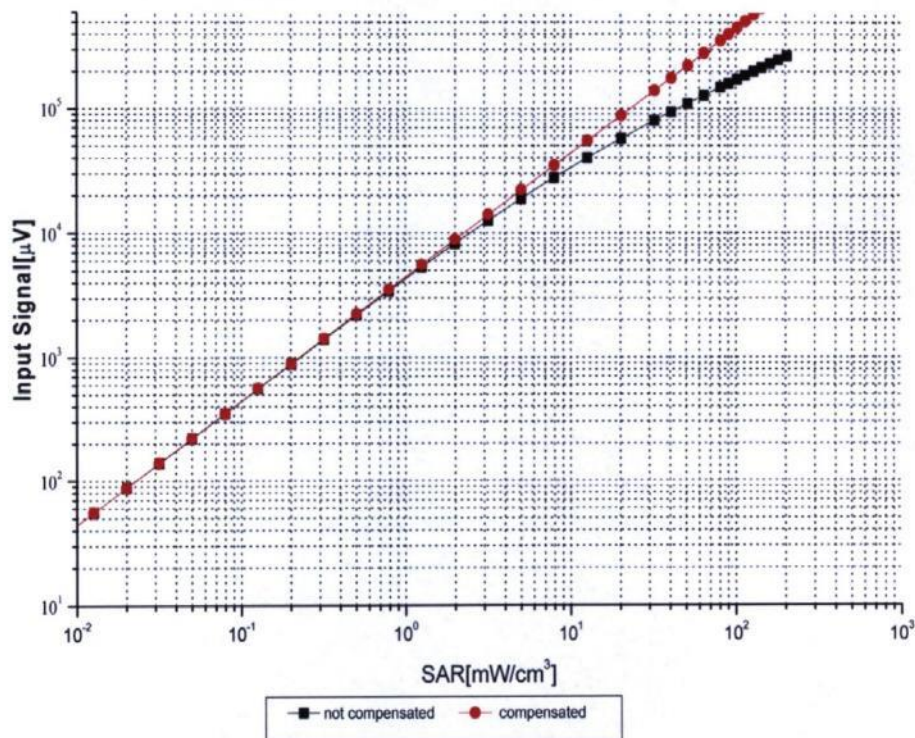


In Collaboration with
s p e a g
CALIBRATION LABORATORY



Add: No.52 HuaYuanBei Road, Haidian District, Beijing, 100191, China
Tel: +86-10-62304633-2117
E-mail: cmf@caict.ac.cn <http://www.caict.ac.cn>

Dynamic Range f(SAR_{head}) (TEM cell, f = 900 MHz)



Uncertainty of Linearity Assessment: $\pm 0.9\%$ ($k=2$)



In Collaboration with
s p e a g
CALIBRATION LABORATORY

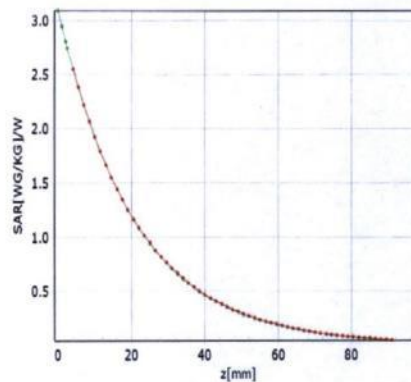


Add: No.52 HuaYuanBei Road, Haidian District, Beijing, 100191, China
Tel: +86-10-62304633-2117
E-mail: emf@caict.ac.cn <http://www.caict.ac.cn>

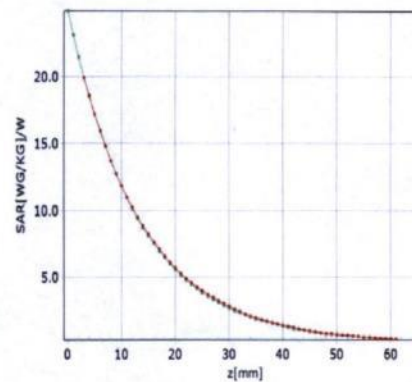
Conversion Factor Assessment

f=750 MHz,WGLS R9(H_convF)

f=1750 MHz,WGLS R22(H_convF)

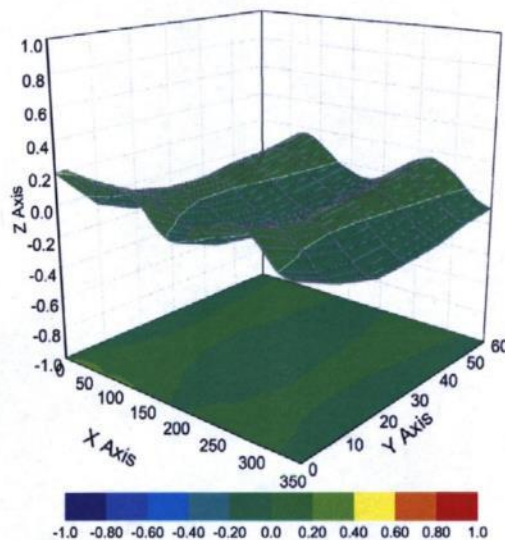


* analytical * measured



* analytical * measured

Deviation from Isotropy in Liquid



Uncertainty of Spherical Isotropy Assessment: $\pm 3.2\%$ ($k=2$)

Add: No.52 HuaYuanBei Road, Haidian District, Beijing, 100191, China
Tel: +86-10-62304633-2117
E-mail: cmf@caict.ac.cn <http://www.caict.ac.cn>

Appendix: Modulation Calibration Parameters

| UID | Rev | Communication System Name | Group | PAR (dB) | UncE (k=2) |
|-------|-----|---|-----------|----------|------------|
| 0 | | CW | CW | 0.00 | ± 4.7 % |
| 10010 | CAA | SAR Validation (Square, 100ms, 10ms) | Test | 10.00 | ± 9.6 % |
| 10011 | CAB | UMTS-FDD (WCDMA) | WCDMA | 2.91 | ± 9.6 % |
| 10012 | CAB | IEEE 802.11b WiFi 2.4 GHz (DSSS, 1 Mbps) | WLAN | 1.87 | ± 9.6 % |
| 10013 | CAB | IEEE 802.11g WiFi 2.4 GHz (DSSS-OFDM, 6 Mbps) | WLAN | 9.46 | ± 9.6 % |
| 10021 | DAC | GSM-FDD (TDMA, GMSK) | GSM | 9.39 | ± 9.6 % |
| 10023 | DAC | GPRS-FDD (TDMA, GMSK, TN 0) | GSM | 9.57 | ± 9.6 % |
| 10024 | DAC | GPRS-FDD (TDMA, GMSK, TN 0-1) | GSM | 6.56 | ± 9.6 % |
| 10025 | DAC | EDGE-FDD (TDMA, 8PSK, TN 0) | GSM | 12.62 | ± 9.6 % |
| 10026 | DAC | EDGE-FDD (TDMA, 8PSK, TN 0-1) | GSM | 9.55 | ± 9.6 % |
| 10027 | DAC | GPRS-FDD (TDMA, GMSK, TN 0-1-2) | GSM | 4.80 | ± 9.6 % |
| 10028 | DAC | GPRS-FDD (TDMA, GMSK, TN 0-1-2-3) | GSM | 3.55 | ± 9.6 % |
| 10029 | DAC | EDGE-FDD (TDMA, 8PSK, TN 0-1-2) | GSM | 7.78 | ± 9.6 % |
| 10030 | CAA | IEEE 802.15.1 Bluetooth (GFSK, DH1) | Bluetooth | 5.30 | ± 9.6 % |
| 10031 | CAA | IEEE 802.15.1 Bluetooth (GFSK, DH3) | Bluetooth | 1.87 | ± 9.6 % |
| 10032 | CAA | IEEE 802.15.1 Bluetooth (GFSK, DH5) | Bluetooth | 1.16 | ± 9.6 % |
| 10033 | CAA | IEEE 802.15.1 Bluetooth (PI/4-DQPSK, DH1) | Bluetooth | 7.74 | ± 9.6 % |
| 10034 | CAA | IEEE 802.15.1 Bluetooth (PI/4-DQPSK, DH3) | Bluetooth | 4.53 | ± 9.6 % |
| 10035 | CAA | IEEE 802.15.1 Bluetooth (PI/4-DQPSK, DH5) | Bluetooth | 3.83 | ± 9.6 % |
| 10036 | CAA | IEEE 802.15.1 Bluetooth (8-DPSK, DH1) | Bluetooth | 8.01 | ± 9.6 % |
| 10037 | CAA | IEEE 802.15.1 Bluetooth (8-DPSK, DH3) | Bluetooth | 4.77 | ± 9.6 % |
| 10038 | CAA | IEEE 802.15.1 Bluetooth (8-DPSK, DH5) | Bluetooth | 4.10 | ± 9.6 % |
| 10039 | CAB | CDMA2000 (1xRTT, RC1) | CDMA2000 | 4.57 | ± 9.6 % |
| 10042 | CAB | IS-54 / IS-136 FDD (TDMA/FDM, PI/4-DQPSK, Halfrate) | AMPS | 7.78 | ± 9.6 % |
| 10044 | CAA | IS-91/EIA/TIA-553 FDD (FDMA, FM) | AMPS | 0.00 | ± 9.6 % |
| 10048 | CAA | DECT (TDD, TDMA/FDM, GFSK, Full Slot, 24) | DECT | 13.80 | ± 9.6 % |
| 10049 | CAA | DECT (TDD, TDMA/FDM, GFSK, Double Slot, 12) | DECT | 10.79 | ± 9.6 % |
| 10056 | CAA | UMTS-TDD (TD-SCDMA, 1.28 Mcps) | TD-SCDMA | 11.01 | ± 9.6 % |
| 10058 | DAC | EDGE-FDD (TDMA, 8PSK, TN 0-1-2-3) | GSM | 6.52 | ± 9.6 % |
| 10059 | CAB | IEEE 802.11b WiFi 2.4 GHz (DSSS, 2 Mbps) | WLAN | 2.12 | ± 9.6 % |
| 10060 | CAB | IEEE 802.11b WiFi 2.4 GHz (DSSS, 5.5 Mbps) | WLAN | 2.83 | ± 9.6 % |
| 10061 | CAB | IEEE 802.11b WiFi 2.4 GHz (DSSS, 11 Mbps) | WLAN | 3.60 | ± 9.6 % |
| 10062 | CAD | IEEE 802.11a/h WiFi 5 GHz (OFDM, 6 Mbps) | WLAN | 8.68 | ± 9.6 % |
| 10063 | CAD | IEEE 802.11a/h WiFi 5 GHz (OFDM, 9 Mbps) | WLAN | 8.63 | ± 9.6 % |
| 10064 | CAD | IEEE 802.11a/h WiFi 5 GHz (OFDM, 12 Mbps) | WLAN | 9.09 | ± 9.6 % |
| 10065 | CAD | IEEE 802.11a/h WiFi 5 GHz (OFDM, 18 Mbps) | WLAN | 9.00 | ± 9.6 % |
| 10066 | CAD | IEEE 802.11a/h WiFi 5 GHz (OFDM, 24 Mbps) | WLAN | 9.38 | ± 9.6 % |
| 10067 | CAD | IEEE 802.11a/h WiFi 5 GHz (OFDM, 36 Mbps) | WLAN | 10.12 | ± 9.6 % |
| 10068 | CAD | IEEE 802.11a/h WiFi 5 GHz (OFDM, 48 Mbps) | WLAN | 10.24 | ± 9.6 % |
| 10069 | CAD | IEEE 802.11a/h WiFi 5 GHz (OFDM, 54 Mbps) | WLAN | 10.56 | ± 9.6 % |
| 10071 | CAB | IEEE 802.11g WiFi 2.4 GHz (DSSS/OFDM, 9 Mbps) | WLAN | 9.83 | ± 9.6 % |
| 10072 | CAB | IEEE 802.11g WiFi 2.4 GHz (DSSS/OFDM, 12 Mbps) | WLAN | 9.62 | ± 9.6 % |
| 10073 | CAB | IEEE 802.11g WiFi 2.4 GHz (DSSS/OFDM, 18 Mbps) | WLAN | 9.94 | ± 9.6 % |
| 10074 | CAB | IEEE 802.11g WiFi 2.4 GHz (DSSS/OFDM, 24 Mbps) | WLAN | 10.30 | ± 9.6 % |
| 10075 | CAB | IEEE 802.11g WiFi 2.4 GHz (DSSS/OFDM, 36 Mbps) | WLAN | 10.77 | ± 9.6 % |
| 10076 | CAB | IEEE 802.11g WiFi 2.4 GHz (DSSS/OFDM, 48 Mbps) | WLAN | 10.94 | ± 9.6 % |
| 10077 | CAB | IEEE 802.11g WiFi 2.4 GHz (DSSS/OFDM, 54 Mbps) | WLAN | 11.00 | ± 9.6 % |
| 10081 | CAB | CDMA2000 (1xRTT, RC3) | CDMA2000 | 3.97 | ± 9.6 % |
| 10082 | CAB | IS-54 / IS-136 FDD (TDMA/FDM, PI/4-DQPSK, Fullrate) | AMPS | 4.77 | ± 9.6 % |
| 10090 | DAC | GPRS-FDD (TDMA, GMSK, TN 0-4) | GSM | 6.56 | ± 9.6 % |
| 10097 | CAC | UMTS-FDD (HSDPA) | WCDMA | 3.98 | ± 9.6 % |
| 10098 | DAC | UMTS-FDD (HSUPA, Subtest 2) | WCDMA | 3.98 | ± 9.6 % |
| 10099 | CAC | EDGE-FDD (TDMA, 8PSK, TN 0-4) | GSM | 9.55 | ± 9.6 % |
| 10100 | CAC | LTE-FDD (SC-FDMA, 100% RB, 20 MHz, QPSK) | LTE-FDD | 5.67 | ± 9.6 % |
| 10101 | CAB | LTE-FDD (SC-FDMA, 100% RB, 20 MHz, 16-QAM) | LTE-FDD | 6.42 | ± 9.6 % |

Add: No.52 HuaYuanBei Road, Haidian District, Beijing, 100191, China

Tel: +86-10-62304633-2117

E-mail: emf@caict.ac.cn

<http://www.caict.ac.cn>

| | | | | | |
|-------|-----|--|---------|-------|---------|
| 10102 | CAB | LTE-FDD (SC-FDMA, 100% RB, 20 MHz, 64-QAM) | LTE-FDD | 6.60 | ± 9.6 % |
| 10103 | DAC | LTE-TDD (SC-FDMA, 100% RB, 20 MHz, QPSK) | LTE-TDD | 9.29 | ± 9.6 % |
| 10104 | CAE | LTE-TDD (SC-FDMA, 100% RB, 20 MHz, 16-QAM) | LTE-TDD | 9.97 | ± 9.6 % |
| 10105 | CAE | LTE-TDD (SC-FDMA, 100% RB, 20 MHz, 64-QAM) | LTE-TDD | 10.01 | ± 9.6 % |
| 10108 | CAE | LTE-FDD (SC-FDMA, 100% RB, 10 MHz, QPSK) | LTE-FDD | 5.80 | ± 9.6 % |
| 10109 | CAG | LTE-FDD (SC-FDMA, 100% RB, 10 MHz, 16-QAM) | LTE-FDD | 6.43 | ± 9.6 % |
| 10110 | CAG | LTE-FDD (SC-FDMA, 100% RB, 5 MHz, QPSK) | LTE-FDD | 5.75 | ± 9.6 % |
| 10111 | CAG | LTE-FDD (SC-FDMA, 100% RB, 5 MHz, 16-QAM) | LTE-FDD | 6.44 | ± 9.6 % |
| 10112 | CAG | LTE-FDD (SC-FDMA, 100% RB, 10 MHz, 64-QAM) | LTE-FDD | 6.59 | ± 9.6 % |
| 10113 | CAG | LTE-FDD (SC-FDMA, 100% RB, 5 MHz, 64-QAM) | LTE-FDD | 6.62 | ± 9.6 % |
| 10114 | CAG | IEEE 802.11n (HT Greenfield, 13.5 Mbps, BPSK) | WLAN | 8.10 | ± 9.6 % |
| 10115 | CAG | IEEE 802.11n (HT Greenfield, 81 Mbps, 16-QAM) | WLAN | 8.46 | ± 9.6 % |
| 10116 | CAG | IEEE 802.11n (HT Greenfield, 135 Mbps, 64-QAM) | WLAN | 8.15 | ± 9.6 % |
| 10117 | CAG | IEEE 802.11n (HT Mixed, 13.5 Mbps, BPSK) | WLAN | 8.07 | ± 9.6 % |
| 10118 | CAD | IEEE 802.11n (HT Mixed, 81 Mbps, 16-QAM) | WLAN | 8.59 | ± 9.6 % |
| 10119 | CAD | IEEE 802.11n (HT Mixed, 135 Mbps, 64-QAM) | WLAN | 8.13 | ± 9.6 % |
| 10140 | CAD | LTE-FDD (SC-FDMA, 100% RB, 15 MHz, 16-QAM) | LTE-FDD | 6.49 | ± 9.6 % |
| 10141 | CAD | LTE-FDD (SC-FDMA, 100% RB, 15 MHz, 64-QAM) | LTE-FDD | 6.53 | ± 9.6 % |
| 10142 | CAD | LTE-FDD (SC-FDMA, 100% RB, 3 MHz, QPSK) | LTE-FDD | 5.73 | ± 9.6 % |
| 10143 | CAD | LTE-FDD (SC-FDMA, 100% RB, 3 MHz, 16-QAM) | LTE-FDD | 6.35 | ± 9.6 % |
| 10144 | CAC | LTE-FDD (SC-FDMA, 100% RB, 3 MHz, 64-QAM) | LTE-FDD | 6.65 | ± 9.6 % |
| 10145 | CAC | LTE-FDD (SC-FDMA, 100% RB, 1.4 MHz, QPSK) | LTE-FDD | 5.76 | ± 9.6 % |
| 10146 | CAC | LTE-FDD (SC-FDMA, 100% RB, 1.4 MHz, 16-QAM) | LTE-FDD | 6.41 | ± 9.6 % |
| 10147 | CAC | LTE-FDD (SC-FDMA, 100% RB, 1.4 MHz, 64-QAM) | LTE-FDD | 6.72 | ± 9.6 % |
| 10149 | CAE | LTE-FDD (SC-FDMA, 50% RB, 20 MHz, 16-QAM) | LTE-FDD | 6.42 | ± 9.6 % |
| 10150 | CAE | LTE-FDD (SC-FDMA, 50% RB, 20 MHz, 64-QAM) | LTE-FDD | 6.60 | ± 9.6 % |
| 10151 | CAE | LTE-TDD (SC-FDMA, 50% RB, 20 MHz, QPSK) | LTE-TDD | 9.28 | ± 9.6 % |
| 10152 | CAE | LTE-TDD (SC-FDMA, 50% RB, 20 MHz, 16-QAM) | LTE-TDD | 9.92 | ± 9.6 % |
| 10153 | CAE | LTE-TDD (SC-FDMA, 50% RB, 20 MHz, 64-QAM) | LTE-TDD | 10.05 | ± 9.6 % |
| 10154 | CAF | LTE-FDD (SC-FDMA, 50% RB, 10 MHz, QPSK) | LTE-FDD | 5.75 | ± 9.6 % |
| 10155 | CAF | LTE-FDD (SC-FDMA, 50% RB, 10 MHz, 16-QAM) | LTE-FDD | 6.43 | ± 9.6 % |
| 10156 | CAF | LTE-FDD (SC-FDMA, 50% RB, 5 MHz, QPSK) | LTE-FDD | 5.79 | ± 9.6 % |
| 10157 | CAE | LTE-FDD (SC-FDMA, 50% RB, 5 MHz, 16-QAM) | LTE-FDD | 6.49 | ± 9.6 % |
| 10158 | CAE | LTE-FDD (SC-FDMA, 50% RB, 10 MHz, 64-QAM) | LTE-FDD | 6.62 | ± 9.6 % |
| 10159 | CAG | LTE-FDD (SC-FDMA, 50% RB, 5 MHz, 64-QAM) | LTE-FDD | 6.56 | ± 9.6 % |
| 10160 | CAG | LTE-FDD (SC-FDMA, 50% RB, 15 MHz, 64-QAM) | LTE-FDD | 5.82 | ± 9.6 % |
| 10161 | CAG | LTE-FDD (SC-FDMA, 50% RB, 15 MHz, 16-QAM) | LTE-FDD | 6.43 | ± 9.6 % |
| 10162 | CAG | LTE-FDD (SC-FDMA, 50% RB, 15 MHz, 64-QAM) | LTE-FDD | 6.58 | ± 9.6 % |
| 10166 | CAG | LTE-FDD (SC-FDMA, 50% RB, 1.4 MHz, QPSK) | LTE-FDD | 5.46 | ± 9.6 % |
| 10167 | CAG | LTE-FDD (SC-FDMA, 50% RB, 1.4 MHz, 16-QAM) | LTE-FDD | 6.21 | ± 9.6 % |
| 10168 | CAG | LTE-FDD (SC-FDMA, 50% RB, 1.4 MHz, 64-QAM) | LTE-FDD | 6.79 | ± 9.6 % |
| 10169 | CAG | LTE-FDD (SC-FDMA, 1 RB, 20 MHz, QPSK) | LTE-FDD | 5.73 | ± 9.6 % |
| 10170 | CAG | LTE-FDD (SC-FDMA, 1 RB, 20 MHz, 16-QAM) | LTE-FDD | 6.52 | ± 9.6 % |
| 10171 | CAE | LTE-FDD (SC-FDMA, 1 RB, 20 MHz, 64-QAM) | LTE-FDD | 6.49 | ± 9.6 % |
| 10172 | CAE | LTE-TDD (SC-FDMA, 1 RB, 20 MHz, QPSK) | LTE-TDD | 9.21 | ± 9.6 % |
| 10173 | CAE | LTE-TDD (SC-FDMA, 1 RB, 20 MHz, 16-QAM) | LTE-TDD | 9.48 | ± 9.6 % |
| 10174 | CAF | LTE-TDD (SC-FDMA, 1 RB, 20 MHz, 64-QAM) | LTE-TDD | 10.25 | ± 9.6 % |
| 10175 | CAF | LTE-FDD (SC-FDMA, 1 RB, 10 MHz, QPSK) | LTE-FDD | 5.72 | ± 9.6 % |
| 10176 | CAF | LTE-FDD (SC-FDMA, 1 RB, 10 MHz, 16-QAM) | LTE-FDD | 6.52 | ± 9.6 % |
| 10177 | CAE | LTE-FDD (SC-FDMA, 1 RB, 5 MHz, QPSK) | LTE-FDD | 5.73 | ± 9.6 % |
| 10178 | CAE | LTE-FDD (SC-FDMA, 1 RB, 5 MHz, 16-QAM) | LTE-FDD | 6.52 | ± 9.6 % |
| 10179 | AAE | LTE-FDD (SC-FDMA, 1 RB, 10 MHz, 64-QAM) | LTE-FDD | 6.50 | ± 9.6 % |
| 10180 | CAG | LTE-FDD (SC-FDMA, 1 RB, 5 MHz, 64-QAM) | LTE-FDD | 6.50 | ± 9.6 % |
| 10181 | CAG | LTE-FDD (SC-FDMA, 1 RB, 15 MHz, QPSK) | LTE-FDD | 5.72 | ± 9.6 % |
| 10182 | CAG | LTE-FDD (SC-FDMA, 1 RB, 15 MHz, 16-QAM) | LTE-FDD | 6.52 | ± 9.6 % |
| 10183 | CAG | LTE-FDD (SC-FDMA, 1 RB, 15 MHz, 64-QAM) | LTE-FDD | 6.50 | ± 9.6 % |
| 10184 | CAG | LTE-FDD (SC-FDMA, 1 RB, 3 MHz, QPSK) | LTE-FDD | 5.73 | ± 9.6 % |
| 10185 | CAI | LTE-FDD (SC-FDMA, 1 RB, 3 MHz, 16-QAM) | LTE-FDD | 6.51 | ± 9.6 % |
| 10186 | CAG | LTE-FDD (SC-FDMA, 1 RB, 3 MHz, 64-QAM) | LTE-FDD | 6.50 | ± 9.6 % |



In Collaboration with

s p e a g
CALIBRATION LABORATORY

Add: No.52 HuaYuanBei Road, Haidian District, Beijing, 100191, China

Tel: +86-10-62304633-2117

E-mail: emf@caict.ac.cn

<http://www.caict.ac.cn>

| | | | | | |
|-------|-----|---|---------|-------|---------|
| 10187 | CAG | LTE-FDD (SC-FDMA, 1 RB, 1.4 MHz, QPSK) | LTE-FDD | 5.73 | ± 9.6 % |
| 10188 | CAG | LTE-FDD (SC-FDMA, 1 RB, 1.4 MHz, 16-QAM) | LTE-FDD | 6.52 | ± 9.6 % |
| 10189 | CAE | LTE-FDD (SC-FDMA, 1 RB, 1.4 MHz, 64-QAM) | LTE-FDD | 6.50 | ± 9.6 % |
| 10193 | CAE | IEEE 802.11n (HT Greenfield, 6.5 Mbps, BPSK) | WLAN | 8.09 | ± 9.6 % |
| 10194 | AAD | IEEE 802.11n (HT Greenfield, 39 Mbps, 16-QAM) | WLAN | 8.12 | ± 9.6 % |
| 10195 | CAE | IEEE 802.11n (HT Greenfield, 65 Mbps, 64-QAM) | WLAN | 8.21 | ± 9.6 % |
| 10196 | CAE | IEEE 802.11n (HT Mixed, 6.5 Mbps, BPSK) | WLAN | 8.10 | ± 9.6 % |
| 10197 | AAE | IEEE 802.11n (HT Mixed, 39 Mbps, 16-QAM) | WLAN | 8.13 | ± 9.6 % |
| 10198 | CAF | IEEE 802.11n (HT Mixed, 65 Mbps, 64-QAM) | WLAN | 8.27 | ± 9.6 % |
| 10219 | CAF | IEEE 802.11n (HT Mixed, 7.2 Mbps, BPSK) | WLAN | 8.03 | ± 9.6 % |
| 10220 | AAF | IEEE 802.11n (HT Mixed, 43.3 Mbps, 16-QAM) | WLAN | 8.13 | ± 9.6 % |
| 10221 | CAC | IEEE 802.11n (HT Mixed, 72.2 Mbps, 64-QAM) | WLAN | 8.27 | ± 9.6 % |
| 10222 | CAC | IEEE 802.11n (HT Mixed, 15 Mbps, BPSK) | WLAN | 8.06 | ± 9.6 % |
| 10223 | CAD | IEEE 802.11n (HT Mixed, 90 Mbps, 16-QAM) | WLAN | 8.48 | ± 9.6 % |
| 10224 | CAD | IEEE 802.11n (HT Mixed, 150 Mbps, 64-QAM) | WLAN | 8.08 | ± 9.6 % |
| 10225 | CAD | UMTS-FDD (HSPA+) | WCDMA | 5.97 | ± 9.6 % |
| 10226 | CAD | LTE-TDD (SC-FDMA, 1 RB, 1.4 MHz, 16-QAM) | LTE-TDD | 9.49 | ± 9.6 % |
| 10227 | CAD | LTE-TDD (SC-FDMA, 1 RB, 1.4 MHz, 64-QAM) | LTE-TDD | 10.26 | ± 9.6 % |
| 10228 | CAD | LTE-TDD (SC-FDMA, 1 RB, 1.4 MHz, QPSK) | LTE-TDD | 9.22 | ± 9.6 % |
| 10229 | DAC | LTE-TDD (SC-FDMA, 1 RB, 3 MHz, 16-QAM) | LTE-TDD | 9.48 | ± 9.6 % |
| 10230 | CAC | LTE-TDD (SC-FDMA, 1 RB, 3 MHz, 64-QAM) | LTE-TDD | 10.25 | ± 9.6 % |
| 10231 | CAC | LTE-TDD (SC-FDMA, 1 RB, 3 MHz, QPSK) | LTE-TDD | 9.19 | ± 9.6 % |
| 10232 | CAD | LTE-TDD (SC-FDMA, 1 RB, 5 MHz, 16-QAM) | LTE-TDD | 9.48 | ± 9.6 % |
| 10233 | CAD | LTE-TDD (SC-FDMA, 1 RB, 5 MHz, 64-QAM) | LTE-TDD | 10.25 | ± 9.6 % |
| 10234 | CAD | LTE-TDD (SC-FDMA, 1 RB, 5 MHz, QPSK) | LTE-TDD | 9.21 | ± 9.6 % |
| 10235 | CAD | LTE-TDD (SC-FDMA, 1 RB, 10 MHz, 16-QAM) | LTE-TDD | 9.48 | ± 9.6 % |
| 10236 | CAD | LTE-TDD (SC-FDMA, 1 RB, 10 MHz, 64-QAM) | LTE-TDD | 10.25 | ± 9.6 % |
| 10237 | CAD | LTE-TDD (SC-FDMA, 1 RB, 10 MHz, QPSK) | LTE-TDD | 9.21 | ± 9.6 % |
| 10238 | CAB | LTE-TDD (SC-FDMA, 1 RB, 15 MHz, 16-QAM) | LTE-TDD | 9.48 | ± 9.6 % |
| 10239 | CAB | LTE-TDD (SC-FDMA, 1 RB, 15 MHz, 64-QAM) | LTE-TDD | 10.25 | ± 9.6 % |
| 10240 | CAB | LTE-TDD (SC-FDMA, 1 RB, 15 MHz, QPSK) | LTE-TDD | 9.21 | ± 9.6 % |
| 10241 | CAB | LTE-TDD (SC-FDMA, 50% RB, 1.4 MHz, 16-QAM) | LTE-TDD | 9.82 | ± 9.6 % |
| 10242 | CAD | LTE-TDD (SC-FDMA, 50% RB, 1.4 MHz, 64-QAM) | LTE-TDD | 9.86 | ± 9.6 % |
| 10243 | CAD | LTE-TDD (SC-FDMA, 50% RB, 1.4 MHz, QPSK) | LTE-TDD | 9.46 | ± 9.6 % |
| 10244 | CAD | LTE-TDD (SC-FDMA, 50% RB, 3 MHz, 16-QAM) | LTE-TDD | 10.06 | ± 9.6 % |
| 10245 | CAG | LTE-TDD (SC-FDMA, 50% RB, 3 MHz, 64-QAM) | LTE-TDD | 10.06 | ± 9.6 % |
| 10246 | CAG | LTE-TDD (SC-FDMA, 50% RB, 3 MHz, QPSK) | LTE-TDD | 9.30 | ± 9.6 % |
| 10247 | CAG | LTE-TDD (SC-FDMA, 50% RB, 5 MHz, 16-QAM) | LTE-TDD | 9.91 | ± 9.6 % |
| 10248 | CAG | LTE-TDD (SC-FDMA, 50% RB, 5 MHz, 64-QAM) | LTE-TDD | 10.09 | ± 9.6 % |
| 10249 | CAG | LTE-TDD (SC-FDMA, 50% RB, 5 MHz, QPSK) | LTE-TDD | 9.29 | ± 9.6 % |
| 10250 | CAG | LTE-TDD (SC-FDMA, 50% RB, 10 MHz, 16-QAM) | LTE-TDD | 9.81 | ± 9.6 % |
| 10251 | CAF | LTE-TDD (SC-FDMA, 50% RB, 10 MHz, 64-QAM) | LTE-TDD | 10.17 | ± 9.6 % |
| 10252 | CAF | LTE-TDD (SC-FDMA, 50% RB, 10 MHz, QPSK) | LTE-TDD | 9.24 | ± 9.6 % |
| 10253 | CAF | LTE-TDD (SC-FDMA, 50% RB, 15 MHz, 16-QAM) | LTE-TDD | 9.90 | ± 9.6 % |
| 10254 | CAB | LTE-TDD (SC-FDMA, 50% RB, 15 MHz, 64-QAM) | LTE-TDD | 10.14 | ± 9.6 % |
| 10255 | CAB | LTE-TDD (SC-FDMA, 50% RB, 15 MHz, QPSK) | LTE-TDD | 9.20 | ± 9.6 % |
| 10256 | CAB | LTE-TDD (SC-FDMA, 100% RB, 1.4 MHz, 16-QAM) | LTE-TDD | 9.96 | ± 9.6 % |
| 10257 | CAD | LTE-TDD (SC-FDMA, 100% RB, 1.4 MHz, 64-QAM) | LTE-TDD | 10.08 | ± 9.6 % |
| 10258 | CAD | LTE-TDD (SC-FDMA, 100% RB, 1.4 MHz, QPSK) | LTE-TDD | 9.34 | ± 9.6 % |
| 10259 | CAD | LTE-TDD (SC-FDMA, 100% RB, 3 MHz, 16-QAM) | LTE-TDD | 9.98 | ± 9.6 % |
| 10260 | CAG | LTE-TDD (SC-FDMA, 100% RB, 3 MHz, 64-QAM) | LTE-TDD | 9.97 | ± 9.6 % |
| 10261 | CAG | LTE-TDD (SC-FDMA, 100% RB, 3 MHz, QPSK) | LTE-TDD | 9.24 | ± 9.6 % |
| 10262 | CAG | LTE-TDD (SC-FDMA, 100% RB, 5 MHz, 16-QAM) | LTE-TDD | 9.83 | ± 9.6 % |
| 10263 | CAG | LTE-TDD (SC-FDMA, 100% RB, 5 MHz, 64-QAM) | LTE-TDD | 10.16 | ± 9.6 % |
| 10264 | CAG | LTE-TDD (SC-FDMA, 100% RB, 5 MHz, QPSK) | LTE-TDD | 9.23 | ± 9.6 % |
| 10265 | CAG | LTE-TDD (SC-FDMA, 100% RB, 10 MHz, 16-QAM) | LTE-TDD | 9.92 | ± 9.6 % |
| 10266 | CAF | LTE-TDD (SC-FDMA, 100% RB, 10 MHz, 64-QAM) | LTE-TDD | 10.07 | ± 9.6 % |
| 10267 | CAF | LTE-TDD (SC-FDMA, 100% RB, 10 MHz, QPSK) | LTE-TDD | 9.30 | ± 9.6 % |
| 10268 | CAF | LTE-TDD (SC-FDMA, 100% RB, 15 MHz, 16-QAM) | LTE-TDD | 10.06 | ± 9.6 % |

Add: No.52 HuaYuanBei Road, Haidian District, Beijing, 100191, China
Tel: +86-10-62304633-2117
E-mail: emf@caict.ac.cn http://www.caict.ac.cn

| | | | | | |
|-------|-----|--|----------|-------|--------|
| 10269 | CAB | LTE-TDD (SC-FDMA, 100% RB, 15 MHz, 64-QAM) | LTE-TDD | 10.13 | ±9.6 % |
| 10270 | CAB | LTE-TDD (SC-FDMA, 100% RB, 15 MHz, QPSK) | LTE-TDD | 9.58 | ±9.6 % |
| 10274 | CAB | UMTS-FDD (HSUPA, Subtest 5, 3GPP Rel8.10) | WCDMA | 4.87 | ±9.6 % |
| 10275 | CAD | UMTS-FDD (HSUPA, Subtest 5, 3GPP Rel8.4) | WCDMA | 3.96 | ±9.6 % |
| 10277 | CAD | PHS (QPSK) | PHS | 11.81 | ±9.6 % |
| 10278 | CAD | PHS (QPSK, BW 884MHz, Rolloff 0.5) | PHS | 11.81 | ±9.6 % |
| 10279 | CAG | PHS (QPSK, BW 884MHz, Rolloff 0.38) | PHS | 12.18 | ±9.6 % |
| 10290 | CAG | CDMA2000, RC1, SO55, Full Rate | CDMA2000 | 3.91 | ±9.6 % |
| 10291 | CAG | CDMA2000, RC3, SO55, Full Rate | CDMA2000 | 3.46 | ±9.6 % |
| 10292 | CAG | CDMA2000, RC3, SO32, Full Rate | CDMA2000 | 3.39 | ±9.6 % |
| 10293 | CAG | CDMA2000, RC3, SO3, Full Rate | CDMA2000 | 3.50 | ±9.6 % |
| 10295 | CAG | CDMA2000, RC1, SO3, 1/8th Rate 25 fr. | CDMA2000 | 12.49 | ±9.6 % |
| 10297 | CAF | LTE-FDD (SC-FDMA, 50% RB, 20 MHz, QPSK) | LTE-FDD | 5.81 | ±9.6 % |
| 10298 | CAF | LTE-FDD (SC-FDMA, 50% RB, 3 MHz, QPSK) | LTE-FDD | 5.72 | ±9.6 % |
| 10299 | CAF | LTE-FDD (SC-FDMA, 50% RB, 3 MHz, 16-QAM) | LTE-FDD | 6.39 | ±9.6 % |
| 10300 | CAC | LTE-FDD (SC-FDMA, 50% RB, 3 MHz, 64-QAM) | LTE-FDD | 6.60 | ±9.6 % |
| 10301 | CAC | IEEE 802.16e WiMAX (29:18, 5ms, 10MHz, QPSK, PUSC) | WiMAX | 12.03 | ±9.6 % |
| 10302 | CAB | IEEE 802.16e WiMAX (29:18, 5ms, 10MHz, QPSK, PUSC, 3CTRL) | WiMAX | 12.57 | ±9.6 % |
| 10303 | CAB | IEEE 802.16e WiMAX (31:15, 5ms, 10MHz, 64QAM, PUSC) | WiMAX | 12.52 | ±9.6 % |
| 10304 | CAA | IEEE 802.16e WiMAX (29:18, 5ms, 10MHz, 64QAM, PUSC) | WiMAX | 11.86 | ±9.6 % |
| 10305 | CAA | IEEE 802.16e WiMAX (31:15, 10ms, 10MHz, 64QAM, PUSC) | WiMAX | 15.24 | ±9.6 % |
| 10306 | CAA | IEEE 802.16e WiMAX (29:18, 10ms, 10MHz, 64QAM, PUSC) | WiMAX | 14.67 | ±9.6 % |
| 10307 | AAB | IEEE 802.16e WiMAX (29:18, 10ms, 10MHz, QPSK, PUSC) | WiMAX | 14.49 | ±9.6 % |
| 10308 | AAB | IEEE 802.16e WiMAX (29:18, 10ms, 10MHz, 16QAM, PUSC) | WiMAX | 14.46 | ±9.6 % |
| 10309 | AAB | IEEE 802.16e WiMAX (29:18, 10ms, 10MHz, 16QAM, AMC 2x3) | WiMAX | 14.58 | ±9.6 % |
| 10310 | AAB | IEEE 802.16e WiMAX (29:18, 10ms, 10MHz, QPSK, AMC 2x3) | WiMAX | 14.57 | ±9.6 % |
| 10311 | AAB | LTE-FDD (SC-FDMA, 100% RB, 15 MHz, QPSK) | LTE-FDD | 6.06 | ±9.6 % |
| 10313 | AAD | iDEN 1:3 | iDEN | 10.51 | ±9.6 % |
| 10314 | AAD | iDEN 1:6 | iDEN | 13.48 | ±9.6 % |
| 10315 | AAD | IEEE 802.11b WiFi 2.4 GHz (DSSS, 1 Mbps, 96pc dc) | WLAN | 1.71 | ±9.6 % |
| 10316 | AAD | IEEE 802.11g WiFi 2.4 GHz (ERP-OFDM, 6 Mbps, 96pc dc) | WLAN | 8.36 | ±9.6 % |
| 10317 | AAA | IEEE 802.11a WiFi 5 GHz (OFDM, 6 Mbps, 96pc dc) | WLAN | 8.36 | ±9.6 % |
| 10352 | AAA | Pulse Waveform (200Hz, 10%) | Generic | 10.00 | ±9.6 % |
| 10353 | AAA | Pulse Waveform (200Hz, 20%) | Generic | 6.99 | ±9.6 % |
| 10354 | AAA | Pulse Waveform (200Hz, 40%) | Generic | 3.98 | ±9.6 % |
| 10355 | AAA | Pulse Waveform (200Hz, 60%) | Generic | 2.22 | ±9.6 % |
| 10356 | AAA | Pulse Waveform (200Hz, 80%) | Generic | 0.97 | ±9.6 % |
| 10387 | AAA | QPSK Waveform, 1 MHz | Generic | 5.10 | ±9.6 % |
| 10388 | AAA | QPSK Waveform, 10 MHz | Generic | 5.22 | ±9.6 % |
| 10396 | AAA | 64-QAM Waveform, 100 kHz | Generic | 6.27 | ±9.6 % |
| 10399 | AAA | 64-QAM Waveform, 40 MHz | Generic | 6.27 | ±9.6 % |
| 10400 | AAD | IEEE 802.11ac WiFi (20MHz, 64-QAM, 99pc dc) | WLAN | 8.37 | ±9.6 % |
| 10401 | AAA | IEEE 802.11ac WiFi (40MHz, 64-QAM, 99pc dc) | WLAN | 8.60 | ±9.6 % |
| 10402 | AAA | IEEE 802.11ac WiFi (80MHz, 64-QAM, 99pc dc) | WLAN | 8.53 | ±9.6 % |
| 10403 | AAB | CDMA2000 (1xEV-DO, Rev. 0) | CDMA2000 | 3.76 | ±9.6 % |
| 10404 | AAB | CDMA2000 (1xEV-DO, Rev. A) | CDMA2000 | 3.77 | ±9.6 % |
| 10406 | AAD | CDMA2000, RC3, SO32, SCH0, Full Rate | CDMA2000 | 5.22 | ±9.6 % |
| 10410 | AAA | LTE-TDD (SC-FDMA, 1 RB, 10 MHz, QPSK, UL Sub=2,3,4,7,8,9) | LTE-TDD | 7.82 | ±9.6 % |
| 10414 | AAA | WLAN CCDF, 64-QAM, 40MHz | Generic | 8.54 | ±9.6 % |
| 10415 | AAA | IEEE 802.11b WiFi 2.4 GHz (DSSS, 1 Mbps, 99pc dc) | WLAN | 1.54 | ±9.6 % |
| 10416 | AAA | IEEE 802.11g WiFi 2.4 GHz (ERP-OFDM, 6 Mbps, 99pc dc) | WLAN | 8.23 | ±9.6 % |
| 10417 | AAA | IEEE 802.11a/h WiFi 5 GHz (OFDM, 6 Mbps, 99pc dc) | WLAN | 8.23 | ±9.6 % |
| 10418 | AAA | IEEE 802.11g WiFi 2.4 GHz (DSSS-OFDM, 6 Mbps, 99pc, Long) | WLAN | 8.14 | ±9.6 % |
| 10419 | AAA | IEEE 802.11g WiFi 2.4 GHz (DSSS-OFDM, 6 Mbps, 99pc, Short) | WLAN | 8.19 | ±9.6 % |
| 10422 | AAA | IEEE 802.11n (HT Greenfield, 7.2 Mbps, BPSK) | WLAN | 8.32 | ±9.6 % |
| 10423 | AAA | IEEE 802.11n (HT Greenfield, 43.3 Mbps, 16-QAM) | WLAN | 8.47 | ±9.6 % |
| 10424 | AAE | IEEE 802.11n (HT Greenfield, 72.2 Mbps, 64-QAM) | WLAN | 8.40 | ±9.6 % |
| 10425 | AAE | IEEE 802.11n (HT Greenfield, 15 Mbps, BPSK) | WLAN | 8.41 | ±9.6 % |
| 10426 | AAE | IEEE 802.11n (HT Greenfield, 90 Mbps, 16-QAM) | WLAN | 8.45 | ±9.6 % |

Add: No.52 HuaYuanBei Road, Haidian District, Beijing, 100191, China
Tel: +86-10-62304633-2117
E-mail: cmf@caict.ac.cn <http://www.caict.ac.cn>

| | | | | | |
|-------|-----|---|----------|-------|---------|
| 10427 | AAB | IEEE 802.11n (HT Greenfield, 150 Mbps, 64-QAM) | WLAN | 8.41 | ± 9.6 % |
| 10430 | AAB | LTE-FDD (OFDMA, 5 MHz, E-TM 3.1) | LTE-FDD | 8.28 | ± 9.6 % |
| 10431 | AAC | LTE-FDD (OFDMA, 10 MHz, E-TM 3.1) | LTE-FDD | 8.38 | ± 9.6 % |
| 10432 | AAB | LTE-FDD (OFDMA, 15 MHz, E-TM 3.1) | LTE-FDD | 8.34 | ± 9.6 % |
| 10433 | AAC | LTE-FDD (OFDMA, 20 MHz, E-TM 3.1) | LTE-FDD | 8.34 | ± 9.6 % |
| 10434 | AAG | W-CDMA (BS Test Model 1, 64 DPCH) | WCDMA | 8.60 | ± 9.6 % |
| 10435 | AAA | LTE-TDD (SC-FDMA, 1 RB, 20 MHz, QPSK, UL Sub) | LTE-TDD | 7.82 | ± 9.6 % |
| 10447 | AAA | LTE-FDD (OFDMA, 5 MHz, E-TM 3.1, Clipping 44%) | LTE-FDD | 7.56 | ± 9.6 % |
| 10448 | AAA | LTE-FDD (OFDMA, 10 MHz, E-TM 3.1, Clipping 44%) | LTE-FDD | 7.53 | ± 9.6 % |
| 10449 | AAC | LTE-FDD (OFDMA, 15 MHz, E-TM 3.1, Clipping 44%) | LTE-FDD | 7.51 | ± 9.6 % |
| 10450 | AAA | LTE-FDD (OFDMA, 20 MHz, E-TM 3.1, Clipping 44%) | LTE-FDD | 7.48 | ± 9.6 % |
| 10451 | AAA | W-CDMA (BS Test Model 1, 64 DPCH, Clipping 44%) | WCDMA | 7.59 | ± 9.6 % |
| 10453 | AAC | Validation (Square, 10ms, 1ms) | Test | 10.00 | ± 9.6 % |
| 10456 | AAC | IEEE 802.11ac WiFi (160MHz, 64-QAM, 99pc dc) | WLAN | 8.63 | ± 9.6 % |
| 10457 | AAC | UMTS-FDD (DC-HSDPA) | WCDMA | 6.62 | ± 9.6 % |
| 10458 | AAC | CDMA2000 (1xEV-DO, Rev. B, 2 carriers) | CDMA2000 | 6.55 | ± 9.6 % |
| 10459 | AAC | CDMA2000 (1xEV-DO, Rev. B, 3 carriers) | CDMA2000 | 8.25 | ± 9.6 % |
| 10460 | AAC | UMTS-FDD (WCDMA, AMR) | WCDMA | 2.39 | ± 9.6 % |
| 10461 | AAC | LTE-TDD (SC-FDMA, 1 RB, 1.4 MHz, QPSK, UL Sub) | LTE-TDD | 7.82 | ± 9.6 % |
| 10462 | AAC | LTE-TDD (SC-FDMA, 1 RB, 1.4 MHz, 16-QAM, UL Sub) | LTE-TDD | 8.30 | ± 9.6 % |
| 10463 | AAD | LTE-TDD (SC-FDMA, 1 RB, 1.4 MHz, 64-QAM, UL Sub) | LTE-TDD | 8.56 | ± 9.6 % |
| 10464 | AAD | LTE-TDD (SC-FDMA, 1 RB, 3 MHz, QPSK, UL Sub) | LTE-TDD | 7.82 | ± 9.6 % |
| 10465 | AAC | LTE-TDD (SC-FDMA, 1 RB, 3 MHz, 16-QAM, UL Sub) | LTE-TDD | 8.32 | ± 9.6 % |
| 10466 | AAC | LTE-TDD (SC-FDMA, 1 RB, 3 MHz, 64-QAM, UL Sub) | LTE-TDD | 8.57 | ± 9.6 % |
| 10467 | AAA | LTE-TDD (SC-FDMA, 1 RB, 5 MHz, QPSK, UL Sub) | LTE-TDD | 7.82 | ± 9.6 % |
| 10468 | AAF | LTE-TDD (SC-FDMA, 1 RB, 5 MHz, 16-QAM, UL Sub) | LTE-TDD | 8.32 | ± 9.6 % |
| 10469 | AAD | LTE-TDD (SC-FDMA, 1 RB, 5 MHz, 64-QAM, UL Sub) | LTE-TDD | 8.56 | ± 9.6 % |
| 10470 | AAD | LTE-TDD (SC-FDMA, 1 RB, 10 MHz, QPSK, UL Sub) | LTE-TDD | 7.82 | ± 9.6 % |
| 10471 | AAC | LTE-TDD (SC-FDMA, 1 RB, 10 MHz, 16-QAM, UL Sub) | LTE-TDD | 8.32 | ± 9.6 % |
| 10472 | AAC | LTE-TDD (SC-FDMA, 1 RB, 10 MHz, 64-QAM, UL Sub) | LTE-TDD | 8.57 | ± 9.6 % |
| 10473 | AAA | LTE-TDD (SC-FDMA, 1 RB, 15 MHz, QPSK, UL Sub) | LTE-TDD | 7.82 | ± 9.6 % |
| 10474 | AAC | LTE-TDD (SC-FDMA, 1 RB, 15 MHz, 16-QAM, UL Sub) | LTE-TDD | 8.32 | ± 9.6 % |
| 10475 | AAD | LTE-TDD (SC-FDMA, 1 RB, 15 MHz, 64-QAM, UL Sub) | LTE-TDD | 8.57 | ± 9.6 % |
| 10477 | AAC | LTE-TDD (SC-FDMA, 1 RB, 20 MHz, 16-QAM, UL Sub) | LTE-TDD | 8.32 | ± 9.6 % |
| 10478 | AAC | LTE-TDD (SC-FDMA, 1 RB, 20 MHz, 64-QAM, UL Sub) | LTE-TDD | 8.57 | ± 9.6 % |
| 10479 | AAC | LTE-TDD (SC-FDMA, 50% RB, 1.4 MHz, QPSK, UL Sub) | LTE-TDD | 7.74 | ± 9.6 % |
| 10480 | AAA | LTE-TDD (SC-FDMA, 50% RB, 1.4 MHz, 16-QAM, UL Sub) | LTE-TDD | 8.18 | ± 9.6 % |
| 10481 | AAA | LTE-TDD (SC-FDMA, 50% RB, 1.4 MHz, 64-QAM, UL Sub) | LTE-TDD | 8.45 | ± 9.6 % |
| 10482 | AAA | LTE-TDD (SC-FDMA, 50% RB, 3 MHz, QPSK, UL Sub) | LTE-TDD | 7.71 | ± 9.6 % |
| 10483 | AAA | LTE-TDD (SC-FDMA, 50% RB, 3 MHz, 16-QAM, Sub) | LTE-TDD | 8.39 | ± 9.6 % |
| 10484 | AAB | LTE-TDD (SC-FDMA, 50% RB, 3 MHz, 64-QAM, UL Sub) | LTE-TDD | 8.47 | ± 9.6 % |
| 10485 | AAB | LTE-TDD (SC-FDMA, 50% RB, 5 MHz, QPSK, UL Sub) | LTE-TDD | 7.59 | ± 9.6 % |
| 10486 | AAB | LTE-TDD (SC-FDMA, 50% RB, 5 MHz, 16-QAM, UL Sub) | LTE-TDD | 8.38 | ± 9.6 % |
| 10487 | AAC | LTE-TDD (SC-FDMA, 50% RB, 5 MHz, 64-QAM, UL Sub) | LTE-TDD | 8.60 | ± 9.6 % |
| 10488 | AAC | LTE-TDD (SC-FDMA, 50% RB, 10 MHz, QPSK, UL Sub) | LTE-TDD | 7.70 | ± 9.6 % |
| 10489 | AAC | LTE-TDD (SC-FDMA, 50% RB, 10 MHz, 16-QAM, UL Sub) | LTE-TDD | 8.31 | ± 9.6 % |
| 10490 | AAF | LTE-TDD (SC-FDMA, 50% RB, 10 MHz, 64-QAM, UL Sub) | LTE-TDD | 8.54 | ± 9.6 % |
| 10491 | AAF | LTE-TDD (SC-FDMA, 50% RB, 15 MHz, QPSK, UL Sub) | LTE-TDD | 7.74 | ± 9.6 % |
| 10492 | AAF | LTE-TDD (SC-FDMA, 50% RB, 15 MHz, 16-QAM, UL Sub) | LTE-TDD | 8.41 | ± 9.6 % |
| 10493 | AAF | LTE-TDD (SC-FDMA, 50% RB, 15 MHz, 64-QAM, UL Sub) | LTE-TDD | 8.55 | ± 9.6 % |
| 10494 | AAF | LTE-TDD (SC-FDMA, 50% RB, 20 MHz, QPSK, UL Sub) | LTE-TDD | 7.74 | ± 9.6 % |
| 10495 | AAF | LTE-TDD (SC-FDMA, 50% RB, 20 MHz, 16-QAM, UL Sub) | LTE-TDD | 8.37 | ± 9.6 % |
| 10496 | AAE | LTE-TDD (SC-FDMA, 50% RB, 20 MHz, 64-QAM, UL Sub) | LTE-TDD | 8.54 | ± 9.6 % |
| 10497 | AAE | LTE-TDD (SC-FDMA, 100% RB, 1.4 MHz, QPSK, UL Sub) | LTE-TDD | 7.67 | ± 9.6 % |
| 10498 | AAE | LTE-TDD (SC-FDMA, 100% RB, 1.4 MHz, 16-QAM, UL Sub) | LTE-TDD | 8.40 | ± 9.6 % |
| 10499 | AAC | LTE-TDD (SC-FDMA, 100% RB, 1.4 MHz, 64-QAM, UL Sub) | LTE-TDD | 8.68 | ± 9.6 % |
| 10500 | AAF | LTE-TDD (SC-FDMA, 100% RB, 3 MHz, QPSK, UL Sub) | LTE-TDD | 7.67 | ± 9.6 % |
| 10501 | AAF | LTE-TDD (SC-FDMA, 100% RB, 3 MHz, 16-QAM, UL Sub) | LTE-TDD | 8.44 | ± 9.6 % |
| 10502 | AAB | LTE-TDD (SC-FDMA, 100% RB, 3 MHz, 64-QAM, UL Sub) | LTE-TDD | 8.52 | ± 9.6 % |