



**No. 23T04Z80611-06**

**For**

**TCL Communication Ltd.**

**GSM/UMTS/LTE Mobile phone**

**Model Name: T611B**

**with**

**Hardware Version: 05**

**Software Version: 3FS2**

**FCC ID: 2ACCJH176**

**Note:**

The test results in this test report relate only to the devices specified in this report. This report shall not be reproduced except in full without the written approval of CTTL.

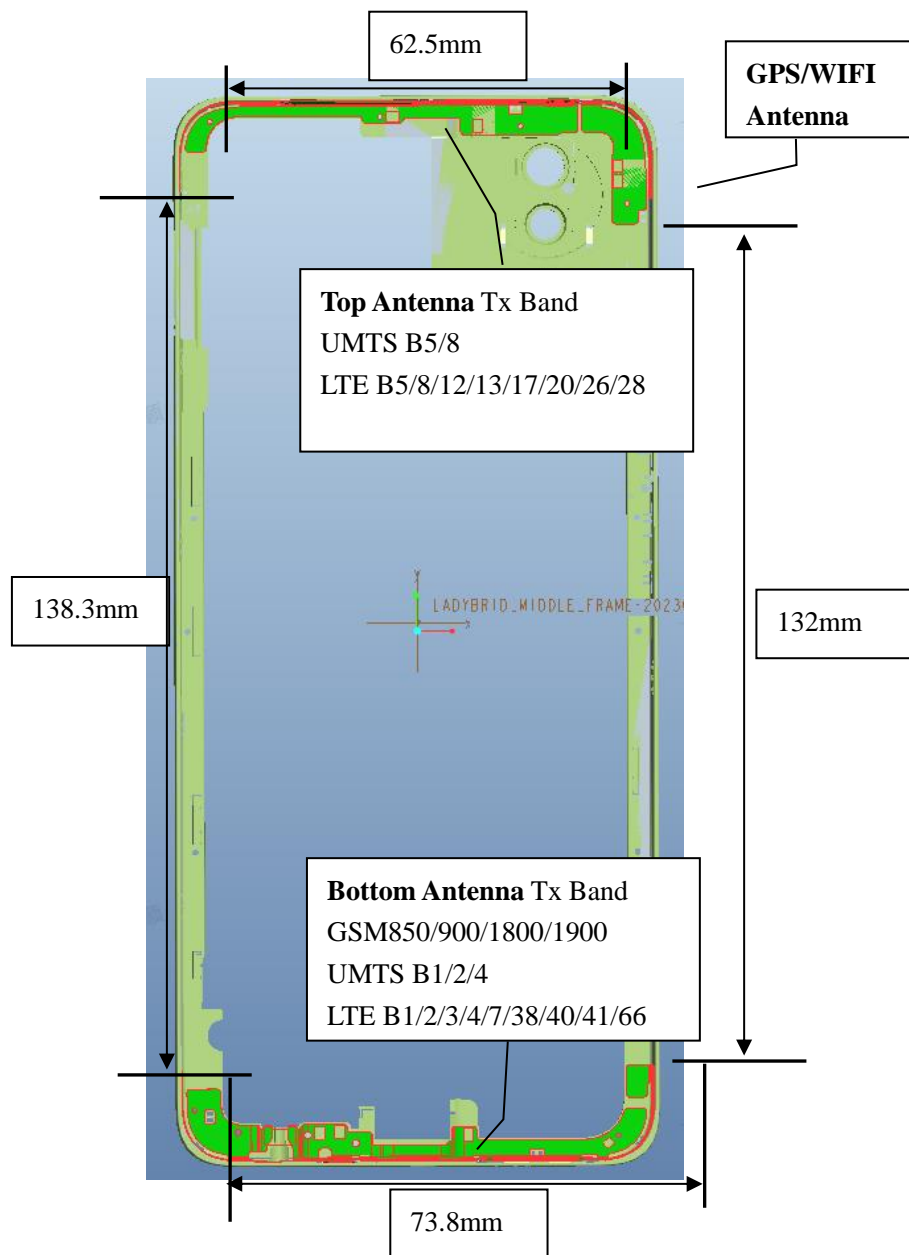
**Test Laboratory:**

**CTTL, Telecommunication Technology Labs, CAICT**

No. 52, Huayuan North Road, Haidian District, Beijing, P. R. China 100191.

Tel: +86(0)10-62304633-2512, Fax: +86(0)10-62304633-2504


Email: [ctl\\_terminals@caict.ac.cn](mailto:ctl_terminals@caict.ac.cn), website: [www.caict.ac.cn](http://www.caict.ac.cn)




**Antenna Locations**




**Picture 1: Constituents of the sample**




**Picture 2: Left Hand Touch Cheek Position**



**Picture 3: Left Hand Tilt 15° Position**




**Picture 4: Right Hand Touch Cheek Position**




**Picture 5: Right Hand Tilt 15° Position**

**Test positions for body:**

The Body SAR is tested at the following 8 test positions all with the distance =10mm/15mm/0mm between the EUT and the phantom bottom:




**Picture 6: Front 10mm**



**Picture 7: Rear 10mm**







**Picture 8: Left 10mm**



**Picture 9: Right 10mm**




**Picture 10: Top 10mm**




**Picture 11: Bottom 10mm**







**Picture 12: Front 15mm**




**Picture 13: Rear 15mm**




**Picture 14: Left 5mm with headset**



**Picture 15: Rear 5mm with headset**



**Picture 16: Top 5mm with headset**



**Picture 17: Bottom 21mm with headset**